

DATE: July 9, 2010

CONTRACT ID: DO00038
WBS ELEMENT: 42811.3.1
TIP No. : B-5214

CONTRACTING AGENCY
STATE OF NORTH CAROLINA
DEPARTMENT OF TRANSPORTATION
RALEIGH, NORTH CAROLINA

Request For Proposals For:

Bridge Replacement With
Prestressed Cored Slabs
Pitt County
Bridge Number 37

Proposals subject to the conditions made a part hereof will be received until 2:00 P.M., Tuesday, August 10, 2010 and then publicly opened for furnishing the services as described herein.

Opening of proposals to be in the Conference Room (N. C. Department of Transportation, Bridge Management Unit), 4809 Beryl Road, Raleigh, N. C.

Send all proposals directly to the issuing agency:

N. C. DEPARTMENT OF TRANSPORTATION
BRIDGE MANAGEMENT UNIT
4809 BERYL ROAD
RALEIGH, NORTH CAROLINA 27606

ATTENTION: DAN HOLDERMAN, PE

NOTE: Please indicate project number, bridge number and opening date on the bottom left hand corner of your envelope.



TABLE OF CONTENTS

COVER SHEET	PAGE NO.
PREQUALIFYING TO BID_____	1
AVAILABILITY OF FUNDS_____	2
PREPARATION AND SUBMISSION OF BIDS_____	2-5
PROJECT SPECIAL PROVISIONS_____	6-69
MB/WB ENTERPRISES_____	70-80
LIABILITY INSURANCE_____	80
PROGRESS SCHEDULE_____	81-82
PLANT AND PEST QUARANTINES_____	83
TWELVE MONTH GUARANTEE_____	84
LEGAL RELATIONS AND RESPONSIBILITY TO PUBLIC_____	85
GIFTS FROM VENDORS AND CONTRACTORS_____	85
ATTACHMENT A (4)_____	
ERRATA_____	86-89
MINIMUM WAGES AND AWARD OF CONTRACT_____	90
FOUNDATION/GEOTEHNICAL ATTACHMENT B (6)_____	91
BID SHEET AND EXECUTION OF CONTRACT ATTACHMENT C____	92-97
ENVIRONMENTAL PERMIT ATTACHMENT D_____	98
BRIDGE LOCATION MAP	
PRE-BID CONFERENCE LOCATION MAP	

PRE-QUALIFYING TO BID

In order to qualify to bid on this contract, all prospective Bidders must attend the Pre-Bid Conference.

All prospective Bidders shall be pre-qualified with the Department of Transportation prior to submitting a bid. Contractors who are not pre-qualified may obtain information and forms for pre-qualifying from:

Contractual Services Unit
State Contractual Services Engineer:
Greg Keel, PE
Tel .(919) 733-7174
Fax (919) 715-7378

All required pre-qualification statements and documents shall be filed with the State Contractual Services Engineer at least two weeks prior to the date of opening bids.

PRE-BID CONFERENCE

All prospective Bidders shall attend a Pre-Bid Conference at the location indicated below. This Conference will be conducted by Department personnel for the purpose of providing additional information about the project and to give Bidders an opportunity to ask any questions they may have. Only bids received from Bidders who have attended and properly registered at the Pre-Bid Conference will be considered.

No questions concerning the project will be answered by any Department personnel at any time except at the Pre-Bid Conference.

Attendance at the Pre-Bid Conference will not meet the requirements of proper registration unless the individual attending has registered at the Conference in accordance with the following:

1. The individual signs his or her name on the official roster;
2. The individual writes in the name and address of the company he or she represents; and
3. Only one company is shown as being represented by the individual attending.
4. The individual must be an officer or permanent employee of the firm they represent.

Bidders are to meet for the Pre-Bid Conference at 1:30 p.m., Thursday, July 22, 2010 in the State Bridge Management Unit, Chief Engineers Conference Room in the NCDOT Maintenance Office Building at 4809 Beryl Road which is directly across (south) from the NC State Fairgrounds in Raleigh, North Carolina, Wake County. (SEE PRE-BID LOCATION MAP)

SPECIAL PROVISION - GENERAL

AVAILABILITY OF FUNDS - TERMINATION OF CONTRACTS

Payments made on this contract are subject to availability of funds as allocated by the General Assembly. If The General Assembly fails to allocate adequate funds, the Department reserves the right to terminate this contract.

In the event of termination, the Contractor shall be given a written notice of termination at least 60 days before completion of schedule work for which funds are available. In the event of termination, the Contractor shall be paid for the work already performed in accordance with the contract specifications.

PREPARATION AND SUBMISSION OF BIDS

All bids shall be prepared and submitted in accordance with the following listed requirements.

1. The proposal form furnished by the Department shall be used and shall not be taken apart or altered.
2. All entries including signatures shall be written in ink.
3. The amount bid shall be written in figures in the proper place in the proposal form.
4. Changes in any entry shall be made by marking through the entry in ink and making the correct entry adjacent thereto in ink. A representative of the Bidder shall initial the change in ink.
5. The bid shall be properly executed. In order to constitute proper execution, the bid shall show the Contractor's name, and shall be signed by an authorized representative. If a corporation, the corporate seal shall be affixed. The bid execution shall be notarized by a notary public whose commission is in effect on the date of execution.
6. The bid shall not contain any unauthorized additions, deletions, or conditional bids.
7. The Bidder shall not add any provision reserving the right to accept to reject an award, or to enter into a contract pursuant to an award.
8. The bid shall be accompanied by a bid bond on the form furnished by the Department or by a bid deposit. The bid bond shall be completely and properly executed in accordance with the requirements of "Bid Bond or Bid Deposit". The bid deposit shall be a certified check or cashiers check in accordance with "Bid Bond or Bid Deposit".

9. The bid shall be placed in a sealed envelope (complete proposal) and shall have been delivered to and received by the Department prior to the time specified in the invitation to bid.

REJECTION OF BIDS

Any bid submitted which fails to comply with any of the requirements contained herein shall be considered irregular and may be rejected.

AWARD OF CONTRACT

The award of the contract, if it be awarded, will be made to the lowest responsible Bidder. The lowest responsible Bidder will be notified that his bid has been accepted and that he has been awarded the contract.

The North Carolina Department of Transportation, in accordance with the provisions of Title VI of the Civil Rights Act of 1964 (78 Stat. 252) and the Regulations of the Department of Transportation (49 C.F.R., Part 21), issued pursuant to such act, hereby notifies all bidders that it will affirmatively insure that the contract entered into pursuant to this advertisement will be awarded to the lowest responsible bidder without discrimination on the grounds of race, color, or national origin.

BID BOND OR BID DEPOSIT

Each bid shall be accompanied by a corporate bid bond or a bid deposit of a certified or cashiers check in the amount of at least 5% of the total amount bid for contract. No bid will be considered or accepted unless accompanied by one of the foregoing securities. The bid bond shall be executed by a Corporate Surety licensed to do business in North Carolina and the certified check or cashiers check shall be drawn on a bank or trust company insured by the Federal Deposit Insurance Corporation and made payable to the Department of Transportation in an amount of at least 5% of the total amount bid for the contract. The condition of the bid bond or bid deposit is: the Principal shall not withdraw its bid within 60 days after the opening of the same, and if the contract is awarded to the Principal, the Principal shall within 14 days after the prescribed contract documents are mailed to him for signature, execute such contractual documents as may be required by the terms of the bid and give payment and performance bonds with good and sufficient surety as required for the faithful performance of the contract and for the protection of all persons supplying labor and materials in the prosecution of the work; in the event of the failure of the Principal to enter into such contract and execute such documents as may be required, then the amount of the bid bond shall be immediately paid to the Department as liquidated damages or, in the case of a bid deposit, the deposit shall be forfeited to the Department.

When a bid is secured by a bid bond, the bid bond shall be on the form furnished by the Department. The bid bond shall be executed by both the Bidder and a Corporate Surety licensed under the laws of North Carolina to write such bonds.

The execution by the Bidder shall be in the same manner as required under "Preparation and Submission of Bids" for the proper execution of the bid. The execution by the

Corporate Surety shall be the same as is provided for under "Preparation and Submission of Bids" for the execution of the bid by a corporation. The seal of the Corporate Surety shall be affixed to the bid bond. The bid bond form furnished is for execution of the Corporate Surety by a General Agent or Attorney in Fact. A certified copy of the Power of Attorney shall be attached if the bid bond is executed by a General Agent or Attorney in Fact. The Power of Attorney shall contain a certification that the Power of Attorney is still in full effect as of the date of the execution of the bid bond by the General Agent or Attorney in Fact. If the bid bond is executed by the Corporate Surety by the President, Vice President, or Assistant Vice President, and attested to by the Secretary or Assistant Secretary, then the bid bond form furnished shall be modified for such execution, instead of execution by the Attorney in Fact or the General Agent.

When a bid is secured by a bid deposit (certified check or cashiers check), the execution of a bid bond will not be required.

All bid bonds will be retained by the Department until the contract is executed by the successful Bidder, after which all such bid bonds will be returned to the Bidder or the Surety.

PERFORMANCE BOND AND PAYMENT BOND REQUIREMENTS

(This provision is not applicable if the contract amount is less than \$300,000.)

- (A) The successful Bidder, at the time of the execution of the contract, shall provide a contract performance bond in the amount of one hundred percent (100%) of the contract amount, conditioned upon the faithful performance of the contract in accordance with the plans, specifications and conditions of the contract. Such bond shall be solely for the protection of the contracting body which awarded the contract.
- (B) The successful Bidder, at the time of the execution of the contract, shall provide a contract payment bond in the amount of one hundred percent (100%) of the contract amount, conditioned upon the prompt payment for all labor or materials for which a contractor or sub-contractor is liable. The payment bond shall be solely for the protection of the persons furnishing materials or performing labor for which a contractor or subcontractor is liable.

The performance bond and the payment bond shall be executed by one or more surety companies legally authorized to do business in the State of North Carolina and shall become effective upon the awarding of the construction contract.

Before an award is made, the apparent low bidder will be notified in writing to submit to the Purchasing Section, a performance bond and payment bond each in the amount of 100% of the contract.

DELIVERY OF BIDS

All bids (complete proposal) shall be placed in a sealed envelope having the name and address of the Bidder, and the Statement:

“Bid for State Highway Project WBS Element 42811.3.1 for Bridge No. 37
in Pitt County.”

on the outside of the envelope. If delivered by mail, the sealed envelope shall be placed in another sealed envelope and the outer envelope addressed to:

N. C. DEPARTMENT OF TRANSPORTATION
BRIDGE MANAGEMENT UNIT
4809 BERYL ROAD
RALEIGH, N. C. 27606

ATTENTION: DAN HOLDERMAN, PE

The outer envelope shall also bear the statement:

“Bid for State Highway Project WBS Element 42811.3.1 for Bridge No. 37
in Pitt County.”

If delivered in person, the sealed envelope shall be delivered to the office of North Carolina Department of Transportation, Bridge Management Unit, 4809 Beryl Road, Raleigh, NC (South of the NC State Fairgrounds, directly south from Dorton Arena). All bids shall be delivered prior to the time specified in the invitation to bid. Bids received after 2:00 p.m., Tuesday, August 10, 2010 will not be accepted.

PROJECT SPECIAL PROVISIONS

GENERAL REQUIREMENTS

A. SCOPE OF WORK

This work shall consist of furnishing and installing a prestressed cored slab bridge; removal of the existing structure; clearing and grubbing; excavation and embankment; installation of guardrail; roadway base course and pavement; placement of substructure and superstructure; grading within limits of the project; placement of rip rap; temporary erosion control; seeding and mulching; drainage; traffic control, and all other incidental items necessary to complete the project as specified and shown on the plans. The Department will be responsible for placement of final pavement markings.

Only the construction centerline, control points with a reference station and benchmark location shall be furnished by the Bridge Maintenance Unit on an initial one time basis. All other engineering, surveying, layout and measurements shall be the responsibility of the contractor.

B. LOCATION AND DESCRIPTION

The existing bridge consists of 1 span at 17'-8", 2 spans at 17'-0" and 1 span at 17'-9"; Reinforced concrete floor on timber joists with end bents and interior bents having timber caps and timber piles; and a clear roadway width of 28' located on SR 1724, 0.8 miles West of SR 1725. This bridge shall be replaced by a cored slab bridge with 1 span at 25'-0", 1 span at 55'-0", and 1 span at 40'-0" on a 90 degree skew angle and 30'-0" clear roadway width. (SEE BRIDGE LOCATION MAP)

C. CONTRACT TIME AND LIQUIDATED DAMAGES

The date of availability for this contract is the date the Contractor begins work but not before the issuance of the purchase order and no later than September 17, 2010.

The completion date for this contract is 120 consecutive calendar days after and including the date of availability.

The liquidated damages for this contract time are Three Hundred Fifty Dollars (\$350.00) per calendar day. At the preconstruction conference the Contractor shall declare his expected date for beginning work. Should the Contractor desire to revise this date after the preconstruction conference, he/she shall notify the Engineer in writing at least thirty (30) days prior to the revised date

D. CONSTRUCTION METHODS

The contractor shall perform all construction activities in accordance with the applicable requirements of the NCDOT Standard Specifications for Roads and Structures dated July 2006, except as otherwise specified herein.

Wherever reference is made in the Specifications to information shown in the plans, such information will be furnished by the Engineer.

E. SITE INVESTIGATION AND REPRESENTATION

The Contractor acknowledges that he has satisfied himself as to the nature of the work, and general and local conditions; particularly those bearing on transportation, availability of labor, State Regulations for safety and security of property, roads, and facilities required for the prosecution of the work and all matters which can in any way affect the work or cost thereof under this contract. Any failure by the Contractor to acquaint himself with all the available information concerning these conditions will not relieve him from the responsibility for estimating properly the difficulty of cost of successfully performing the work.

F. CONTROL OF EROSION, SILT AND POLLUTION

Control of erosion, siltation and pollution shall meet the requirements of section 107-13 of the Standard Specifications for Roads and Structures dated July 2006, and as shown on the plans.

The Contractor may, at his option, submit an alternate plan and sequence by submitting 3 copies of the proposed alternate to the Engineer for approval. Approval must be obtained before construction is started on the alternate plan.

In the event the erosion and sedimentation control plan is not followed or properly maintained, all other work shall be suspended until corrections are made.

G. MATERIALS AND TESTING

The Engineer reserves the right to perform all sampling and testing in Accordance with Section 106 of the Standard Specifications and the Department's "Material and Tests Manual". However, the Engineer may reduce the frequency of sampling and testing where he deems it appropriate for the project under construction. All material must be approved by the Engineer prior to being used.

H. TRAFFIC CONTROL

The Contractor will be required to give the Engineer a minimum of two (2) weeks written notice before starting work. The Department will be responsible for erection and maintenance of all traffic control devices except for the traffic barricades at the immediate site which shall be erected by the Department and maintained by the Contractor.

I. INDEMNIFICATION

The Contractor shall indemnify, defend and save harmless, the State, the Department, and all of its officers, agents and employees from all damages, suits, actions or claims brought of any injuries or damages sustained by any person or property on account of the Contractor's operations in connection with the contract. It is specifically understood and agreed that this indemnification agreement does not cover or indemnify the Department for its own negligence, breach of contract, equipment failure or other circumstance of operation beyond the control of the Contractor. The Contractor shall be responsible for and indemnify and save the Department harmless for any and all damages to its property caused by the negligence of the Contractor, its employees or agents in carrying out this contract.

J. PROOF OF COVERAGE

Pursuant to N.C.G.S. § 97-19, all contractor/subcontractors of the Department of Transportation are required to show proof of coverage issued by a workers' compensation insurance carrier, or a certificate of compliance issued by the Department of Insurance for self-insured contractor/subcontractors stating that it has complied with N.C.G.S. § 97-93 irrespective of whether contractor/subcontractors have regularly in service fewer than three employees in the same business within the State of North Carolina, and contractor/subcontractors shall be hereinafter liable under the Workers' Compensation Act for payment of compensation and other benefits to its employees for any injury or death due to an occupational disease or injury-by-accident arising out of and in the course and scope of performance of the work insured by the contractor or subcontractor. Proof is to be obtained prior to services beginning.

K. COMPENSATION

The Department agrees to pay the Contractor the total project bid cost including any bid item overruns, minus any liquidated damages, when he has satisfactorily completed the scheduled work described herein.

L. ADDITIONAL COMPENSATION and/or EXTENSION OF COMPLETION DATE

Any claims for additional compensation and/or extensions of the completion date shall be submitted to the Engineer with detailed justification within thirty (30) days after receipt of final invoice payment. The failure on the part of the Contractor to submit the claim(s) within thirty (30) days shall be a bar to recovery.

M. BASIS OF PAYMENT

Monthly partial payments will be made in accordance with Section 109-4 of the NCDOT Standard Specifications dated July 2006.

N. WORK PROCEDURES AND ASSIGNMENTS

1. ENGINEER

The Engineer for this project through issuance of a purchase order shall be the State Bridge Management Engineer, Division of Highways, North Carolina Department of Transportation, acting directly or through his duly authorized representatives.

After a purchase order is issued, the Engineer for this project shall be the Resident Engineer, Division of Highways, North Carolina Department of Transportation, acting directly or through his duly authorized representatives.

2. AUTHORITY OF THE ENGINEER

The Engineer will decide all questions which may arise as to the quality and acceptability of work performed and as to the rate of progress of the work; all questions which may arise as to the interpretation of the contract; and all questions as to the acceptable fulfillment of the contract on the part of the Contractor. His decision shall be final and he shall have executive authority to enforce and make effective such decisions and orders as the Contractor fails to carry out promptly.

3. CONTRACTOR SUPERVISION

The Contractor shall have a responsible Supervisor for the purpose of supervising, scheduling and coordinating this contract with the Engineer.

4. AVAILABILITY

Provisions shall be made so that a Supervisor can be contacted at any time during the work day during the length of the contract.

O. COMPETITIVE PROPOSALS

Pursuant to the provisions of G.S. 143-54 under penalty of perjury, the signer of this proposal certifies this proposal has not been arrived at collusively nor otherwise in violation of Federal or North Carolina Anti-Trust Laws. All proposals must be signed by the owner or an officer of the firm.

P. ACCEPTANCE AND REJECTION

The right is reserved by the Contracting Agency to accept or reject all proposals or to waive any informality in the proposals.

Q. REMOVAL OF EXISTING STRUCTURE

The Contractor shall be responsible for complete removal of the existing structures. The Contractor's attention is directed to Article 402-2 of the Standard Specifications

R. UTILITY CONFLICTS

The Department will be responsible for the adjustment of any utility at the bridge site prior to the date of availability.

S. ASPHALT CONCRETE TYPE S9.5B AND B25.0B

The quantity of Asphalt Concrete Types S9.5B and B25.0B measured as provided in Sections 610 of the Standard Specification, including furnishing all materials and placement, shall be paid for at the contract unit price per ton for "Asphalt Concrete Surface Course Type S 9.5B" and "Asphalt Concrete Base Course, Type B25.0B". Asphalt Binder for Plant Mix shall be measured as provided in Section 620 of the Standard Specifications. Payment for Asphalt Binder for Plant Mix shall be paid for at the contract unit price per ton for "Asphalt Binder for Plant Mix, Type PG 64-22."

The above price and payment shall be full compensation for completing the item in place. No other separate measurement of payment will be made.

T. CLASS II RIP RAP & CLASS B RIP RAP

Placement of all rip rap shall be in accordance with the Specifications. Compensation for filter fabric used in conjunction with rip rap will be included in the Contract unit price for Class II Rip Rap and Class B Rip Rap.

U. STEEL BM GUARDRAIL

Furnish all labor, equipment, materials and incidentals necessary to install guardrail as indicated on the plans, the Roadway Standard Drawings dated July 2006 and the Standard Specifications.

All work covered by this special provision shall be paid for at the unit bid price for "Steel BM Guardrail".

The cost of guardrail delineators and the concrete barrier rails delineators shall be included in the unit bid price for "Steel BM Guardrail."

EXCAVATION AND EMBANKMENT**Description:**

Furnish all labor, equipment, materials, and incidentals necessary to complete applicable items of work defined in Division 2, Division 5, Section 410, Section 412, Section 414, and Section 416 of the July 2006 Standard Specifications for Roads and Structures.

Materials:

All material shall conform to the Specifications or any applicable contract special provision.

Construction Methods:

All work shall be performed in accordance with the Specifications or any applicable contract special provision.

Basis of Payment:

All work covered by this section will be paid for at the contract lump sum price for "Excavation and Embankment".

CLEARING AND GRUBBING

Clearing and grubbing at the site shall have been performed in accordance with Article 200-3, 200-4 and 200-5 of the Standard Specifications. Perform clearing on this project to the limits established by Method "II" shown on Standard No. 200.02 of the *Roadway Standard Drawings*.

Payment for "Clearing and Grubbing" will be included at the lump sum bid price For "Excavation and Embankment". This price shall be full compensation for all materials, tools, equipment, labor, and for all incidentals necessary to complete the work.

EMBANKMENTS:

(5-16-06) (Rev 7-21-09)

SP2R18

Revise the *Standard Specifications* as follows:

Page 2-22, Article 235-3 Materials, add the following as the second sentence of the second paragraph:

Aerate and dry material containing moisture content in excess of what is required to achieve embankment stability and specified density.

Page 2-22, Subarticle 235-4(B) Embankment Formation, add the following:

- (16) Do not place rock or broken pavement in embankment areas where piles or drilled shaft foundations are to be constructed. This shall include but not be limited to piles and foundations for structures, metal signal poles, overhead sign structures, and high mount lighting.

SHOULDER AND FILL SLOPE MATERIAL:

(5-21-02)

SP2 R45 A

Description

Perform the required shoulder and slope construction for this project in accordance with the applicable requirements of Section 226 of the 2006 Standard Specifications except as follows:

Construct the top 6 inches of shoulder and fill slopes with soils capable of supporting vegetation.

Provide soil with a P.I. greater than 6 and less than 25 and with a pH ranging from 5.5 to 6.8. Remove stones and other foreign material 2 inches or larger in diameter. All soil is subject to test and acceptance or rejection by the Engineer.

Obtain material from within the project limits or approved borrow source.

Measurement and Payment

No direct payment will be made for this work, as the cost of this work will be considered to be a part of the work being paid for at the contract lump sum price for "Excavation and Embankment".

FINE GRADING SUBGRADE, SHOULDERS AND DITCHES:

(7-21-09)

SP5R01

Revise the *Standard Specifications* as follows:

Page 5-1, Article 500-1 Description, replace the first sentence with the following:

Perform the work covered by this section including but not limited to preparing, grading, shaping, manipulating moisture content, and compacting either an unstabilized or stabilized roadbed to a condition suitable for placement of base course, pavement, and shoulders.

BORROW EXCAVATION AND SHPO DOCUMENTATION FOR BORROW/WASTE SITES:

(12-18-07) (4-15-08)

SP8 R02

Revise the *2006 Standard Specifications* as follows:

Division 2 Earthwork

Page 2-16, Subarticle 230-1(D), add the words: *The Contractor specifically waives* as the first words of the sentence.

Page 2-17, Article 230-4(B) Contractor Furnished Sources, first paragraph, first sentence replace with the following:

Prior to the approval of any borrow sources developed for use on any project, obtain certification from the State Historic Preservation Officer of the State Department of Cultural Resources certifying that the removal of the borrow material from the borrow sources(s) will have no effect on any known district, site building, structure, or object, architectural and/or archaeological that is included or eligible for inclusion in the National Register of Historic Places.

Division 8 Incidentals

Page 8-9, Article 802-2 General Requirements, add the following as the 1st paragraph:

Prior to the removal of any waste from any project, obtain certification from the State Historic Preservation Officer of the State Department of Cultural Resources certifying that the deposition of the waste material to the proposed waste area will have no effect on any known district, site building, structure, or object, architectural and/or archaeological that is included or eligible for inclusion in the National Register of Historic Places. Furnish a copy of this certification to the Engineer prior to performing any work in the proposed waste site.

Page 8-10, Article 802-2, General Requirements, 4th paragraph, add the following as the 2nd sentence:

The Department's borrow and waste site reclamation procedures for contracted projects is available on the NCDOT website and shall be used for all borrow and waste sites on this project.

AGGREGATES FOR ASPHALT PAVEMENTS AND SURFACE TREATMENTS

(Ultra-Thin):

(7-18-06)

SP10 R15

Revise the 2006 *Standard Specifications* as follows:

Page 10-40, Subarticle 1012-1(A), add the following at the end of the last paragraph, last sentence:

or ultra-thin bonded wearing course.

Page 10-41, Table 1012-1, add the following as the last row of the Table:

UBWC	100/85	40	45	10
------	--------	----	----	----

Page 10-42, Subarticle 1012-1(B)(6), add as the last sentence:

The percentage loss for aggregate used in UBWC shall be no more than 35%.

AGGREGATE PRODUCTION:

(11-20-01)

SP10 R05

Provide aggregate from a producer who uses the current Aggregate Quality Control/Quality Assurance Program that is in effect at the time of shipment.

No price adjustment is allowed to contractors or producers who use the program. Participation in the program does not relieve the producer of the responsibility of complying with all requirements of the *Standard Specifications*. Copies of this procedure are available upon request from the Materials and Test Unit.

ASPHALT BINDER CONTENT OF ASPHALT PLANT MIXES:

(11-21-00)

SP6 R15

The approximate asphalt binder content of the asphalt concrete plant mixtures used on this project will be as follows:

Asphalt Concrete Base Course	Type B 25.0B	4.3%
Asphalt Concrete Intermediate Course	Type I 19.0B	4.7%
Asphalt Concrete Surface Course	Type S 9.5 B	6.0%

The actual asphalt binder content will be established during construction by the Engineer within the limits established in the *Standard Specifications*.

PRICE ADJUSTMENT - ASPHALT BINDER FOR PLANT MIX:

(11-21-00)

SP6 R25

Price adjustments for asphalt binder for plant mix will be made in accordance with Section 620 of the *Standard Specifications*.

The base price index for asphalt binder for plant mix is \$478.33 per ton.

This base price index represents an average of F.O.B. selling prices of asphalt binder at supplier's terminals on 7/01/10.

ASPHALT PAVEMENTS - SUPERPAVE:

(7-18-06)(Rev 4-20-10)

SP6 R01

Revise the 2006 *Standard Specifications* as follows:

Page 6-2, Article 600-9 Measurement and Payment, delete the second paragraph.

Page 6-12, Subarticle 609-5(C)2, Required Sampling and Testing Frequencies, first partial paragraph at the top of the page, delete last sentence and add the following:

If the Engineer allows the mix to remain in place, payment will be made in accordance with Article 105-3.

Page 6-12, Subarticle 609-5(C)2, QUALITY CONTROL MINIMUM SAMPLING AND TESTING SCHEDULE

First paragraph, delete and replace with the following.

Sample and test the completed mixture from each mix design per plant per year at the following minimum frequency during mix production:

Second paragraph, delete the fourth sentence, and replace with the following

When daily production of each mix design exceeds 100 tons and a regularly scheduled full test series random sample location for that mix design does not occur during that day's production, perform at least one partial test series consisting of Items A and B in the schedule below.

Page 6-12, Subarticle 609-5(C)2(c) Maximum Specific Gravity, add after (AASHTO T 209):

or ASTM D 2041

Page 6-13, last line and on page and Page 6-14, Subarticle 609-5(C)(2)(e) Tensile Strength Ratio (TSR), add a heading before the first paragraph as follows:

- (i) Option 1

Insert the following immediately after the first paragraph:

- (ii) Option 2

Mix sampled from truck at plant with one set of specimens prepared by the Contractor and then tested jointly by QA and QC at a mutually agreed upon lab site within the first 7 calendar days after beginning production of each new mix design.

Second paragraph, delete and replace with the following:

Test all TSR specimens required by either option noted above on either a recording test press or a test press that maintains the peak load reading after the specimen has broken.

Subarticle 609-5(C)(3) Control Charts, delete the second sentence of the first paragraph and replace with the following:

For mix incorporated into the project, record full test series data from all regularly scheduled random samples or directed samples that replace regularly scheduled random samples, on control charts the same day the test results are obtained.

Page 6-15, Subarticle 609-5(C)(3) Control Charts, first paragraph on this page, delete the last sentence and substitute the following:

Denote the moving average control limits with a dash green line and the individual test limits with a dash red line.

Subarticle 609-5(C)(3)(a), (b) and (c), replace (a) (b) and (c) with the following:

- (a) A change in the binder percentage, aggregate blend, or G_{mm} is made on the JMF, or,
- (b) When the Contractor elects to stop or is required to stop production after one or two moving average values, respectively, fall outside the moving average limits as outlined in subarticle 609-5(C)6 or,
- (c) If failure to stop production after two consecutive moving averages exceed the moving average limits occurs, but production does stop at a subsequent time, re-establish a new moving average beginning at the actual production stop point.

Subarticle 609-5(C)(4) Control Limits, replace the first paragraph and the CONTROL LIMITS Table on page 6-16 with the following.

The following are established as control limits for mix production. Apply the individual limits to the individual test results. Control limits for the moving average limits are based on a moving average of the last 4 data points. Apply all control limits to the applicable target source.

CONTROL LIMITS

Mix Control Criteria	Target Source	Moving Average Limit	Individual Limit
2.36 mm Sieve	JMF	±4.0 %	±8.0 %
0.075mm Sieve	JMF	±1.5 %	±2.5 %
Binder Content	JMF	±0.3 %	±0.7 %
VTM @ N _{des}	JMF	±1.0 %	±2.0 %
VMA @ N _{des}	Min. Spec. Limit	Min Spec. Limit	-1.0%
P _{0.075} / P _{be} Ratio	1.0	±0.4	±0.8
%G _{mm} @ N _{ini}	Max. Spec. Limit	N/A	+2.0%
TSR	Min. Spec. Limit	N/A	- 15%

Page 6-16, Subarticle 609-5(C)(5) Warning Bands, delete this subarticle in its entirety.

Pages 6-16 through 6-19, Subarticle 609-5(C)(6), delete the word "warning" and substitute the words "moving average".

Page 6-16, Subarticle 609-5(C)(6) Corrective Actions, first paragraph, first sentence, delete and replace with the following:

Immediately notify the Engineer when moving averages exceed the moving average limits.

Page 6-17, third full paragraph, delete and replace with the following:

Failure to stop production when required due to an individual mix test not meeting the specified requirements will subject all mix from the stop point tonnage to the point when the next individual test is back on or within the moving average limits, or to the tonnage point when production is actually stopped, whichever occurs first, to being considered unacceptable.

Sixth full paragraph, delete the first, second, and third sentence and replace with the following:

Immediately notify the Engineer when any moving average value exceeds the moving average limit. If two consecutive moving average values for any one of the mix control criteria fall outside the moving average limits, cease production of that mix, immediately notify the Engineer of the stoppage, and make adjustments. The Contractor may elect to stop production after only one moving average value falls outside the moving average limits.

Page 6-18, Subarticle 609-5(C)(6) Corrective Actions second full paragraph, delete and replace with the following:

If the process adjustment improves the property in question such that the moving average after four additional tests is on or within the moving average limits, the Contractor may continue production with no reduction in payment

Page 6-18, delete the third and fourth full paragraphs, including the Table for Payment for Mix Produced in the Warning Bands and substitute the following:

If the adjustment does not improve the property in question such that the moving average after four additional individual tests is outside the moving average limits, the mix will be evaluated for acceptance in accordance with Article 105-3. Reduced payment for or removal of the mix in question will be applied starting from the plant sample tonnage at the stop point to the sample tonnage when the moving average is on or within the moving average limits. In addition, any mix that is obviously unacceptable will be rejected for use in the work.

Page 6-19, First paragraph, delete and replace with the following:

Failure to stop production and make adjustments when required due to two consecutive moving average values falling outside the moving average limits will subject all mix produced from the stop point tonnage to the tonnage point when the moving average is back on or within the moving average limits or to the tonnage point when production is actually stopped, whichever occurs first, to being considered unacceptable. Remove this material and replaced with materials that comply with the Specifications at no additional costs to the Department, unless otherwise approved. Payment will be made for the actual quantities of materials required to replace the removed quantities, not to exceed the original amounts.

Page 6-20, Subarticle 609-5(D)(1) General, delete the third full paragraph, and replace with the following:

Perform the sampling and testing at the minimum test frequencies as specified above. Should the density testing frequency fail to meet the minimum frequency as specified above, all mix without the required density test representation will be considered unsatisfactory. If the Engineer allows the mix to remain in place, payment will be made in accordance with Article 105-3.

Page 6-22, Subarticle 609-5(D)(4) Nuclear Gauge Density Procedures, third paragraph, insert the following as the second sentence:

Determine the Daily Standard Count in the presence of the QA Roadway Technician or QA Nuclear Gauge Technician on days when a control strip is being placed.

Page 6-23, Subarticle 609-5(D)(5) Limited Production Procedure, delete the first paragraph including (a), (b), (c) and substitute the following:

Proceed on limited production when, for the same mix type and on the same contract, one of the following conditions occur (except as noted in the first paragraph below).

- (a) Two consecutive failing lots, except on resurfacing*
- (b) Three consecutive failing lots on resurfacing*
- (c) Two consecutive failing nuclear control strips.

* Resurfacing is defined as the first new uniform layer placed on an existing pavement.

Page 6-25, Article 609-6 Quality Assurance, Density Quality Assurance, insert the following items after item (E):

- (F) By retesting Quality Control core samples from control strips (either core or nuclear) at a frequency of 100% of the frequency required of the Contractor;
- (G) By observing the Contractor perform all standard counts of the Quality Control nuclear gauge prior to usage each nuclear density testing day; or
- (H) By any combination of the above

Page 6-28, Subarticle 610-3(A) Mix Design-General, delete the fourth and fifth paragraphs and replace with the following:

Reclaimed Asphalt Pavement (RAP) or Reclaimed Asphalt Shingles (RAS) may be incorporated into asphalt plant mixes in accordance with Article 1012-1 and the following applicable requirements.

Reclaimed asphalt pavement (RAP) may constitute up to 50% of the total material used in recycled mixtures, except for mix Type S 12.5D, Type S 9.5D, and mixtures containing reclaimed asphalt shingle material (RAS). Reclaimed asphalt shingle (RAS) material may constitute up to 6% by weight of total mixture for any mix. When both RAP and RAS are used, do not use a combined percentage of RAS and RAP greater than 20% by weight of total mixture, unless otherwise approved. When the percent of binder contributed from RAS or a combination of RAS and RAP exceeds 20% but not more than 30% of the total binder in the completed mix, the virgin binder PG grade shall be one grade below (both high and low temperature grade) the binder grade specified in Table 610-2 for the mix type, unless otherwise approved. When the percent of binder contributed from RAS or a combination of RAS and RAP exceeds 30% of the total binder in the completed mix, the Engineer will establish and approve the virgin binder PG grade. Use approved methods to determine if any binder grade adjustments are necessary to achieve the performance grade for the specified mix type.

For Type S 12.5D and Type S 9.5D mixes, the maximum percentage of reclaimed asphalt material is limited to 20% and shall be produced using virgin asphalt binder grade PG 76-22. For all other recycled mix types, the virgin binder PG grade shall be as specified in Table 610-2A for the specified mix type.

When the percentage of RAP is greater than 20% but not more than 30% of the total mixture, use RAP meeting the requirements for processed or fractionated RAP in accordance with the requirements of Section 1012-1.

When the percentage of RAP is greater than 30% of the total mixture, use an approved stockpile of RAP in accordance with Section 1012-1(C). Use approved test methods to determine if any binder grade adjustments are necessary to achieve the performance grade for the specified mix type. The Engineer will establish and approve the virgin asphalt binder grade to be used.

Page 6-34, Subarticle 610-3(C),

Delete Table 610-2 and associated notes. Substitute the following:

TABLE 610-2
SUPERPAVE MIX DESIGN CRITERIA

Mix Type	Design ESALs Millions (a)	Binder PG Grade (b)	Compaction Levels No. Gyration @		Max. Rut Depth (mm)	Volumetric Properties (c)			
			N _{ini}	N _{des}		VMA % Min.	VTM %	VFA Min. - Max.	%G _{mm} @ N _{ini}
S-4.75A(e)	< 0.3	64 -22	6	50	-----	20.0	7.0 - 15.0	-----	-----
SF-9.5A	< 0.3	64 -22	6	50	11.5	16.0	3.0 - 5.0	70 - 80	≤ 91.5
S-9.5B	0.3 - 3	64 -22	7	65	9.5	15.5	3.0 - 5.0	65 - 80	≤ 90.5
S-9.5C	3 - 30	70 -22	7	75	6.5	15.5	3.0 - 5.0	65 - 78	≤ 90.5
S-9.5D	> 30	76 -22	8	100	4.5	15.5	3.0 - 5.0	65 - 78	≤ 90.0
S-12.5C	3 - 30	70 -22	7	75	6.5	14.5	3.0 - 5.0	65 - 78	≤ 90.5
S-12.5D	> 30	76 -22	8	100	4.5	14.5	3.0 - 5.0	65 - 78	≤ 90.0
I-19.0B	< 3	64 -22	7	65	-----	13.5	3.0 - 5.0	65 - 78	≤ 90.5
I-19.0C	3 - 30	64 -22	7	75	-----	13.5	3.0 - 5.0	65 - 78	≤ 90.0
I-19.0D	> 30	70 -22	8	100	-----	13.5	3.0 - 5.0	65 - 78	≤ 90.0
B-25.0B	< 3	64 -22	7	65	-----	12.5	3.0 - 5.0	65 - 78	≤ 90.5
B-25.0C	> 3	64 -22	7	75	-----	12.5	3.0 - 5.0	65 - 78	≤ 90.0

Page 6-34, Insert the following immediately after Table 610-2:

TABLE 610-2A

SUPERPAVE MIX DESIGN CRITERIA

Mix Type	Percentage of RAP in Mix		
	Category 1	Category 2	Category 3
	% RAP \leq 20%	20.1% \leq %RAP \leq 30.0%	%RAP > 30.0%
All A and B Level Mixes, I19.0C, B25.0C	PG 64 -22	PG 64 -22	TBD
S9.5C, S12.5C, I19.0D	PG 70 -22	PG 64-22	TBD
S 9.5D and S12.5D	PG 76-22	N/A	N/A

- Note: (1) Category 1 RAP has been processed to a maximum size of 2 inches.
 (2) Category 2 RAP has been processed to a maximum size of 1 inch by either crushing and or screening to reduce variability in the gradations.
 (3) Category 3 RAP has been processed to a maximum size of 1 inch, fractionating the RAP into 2 or more sized stockpiles

Page 6-35, Table 610-3 delete and replace with the following:

TABLE 610-3

ASPHALT PLACEMENT- MINIMUM TEMPERATURE REQUIREMENTS

Asphalt Concrete Mix Type	Minimum Air Temperature	Minimum Surface Temperature
ACBC, Type B 25.0B, C, B 37.5C	35°F	35°F
ACIC, Type I 19.0B, C, D	35°F	35°F
ACSC, Type S 4.75A, SF 9.5A, S 9.5B	40°F	50°F*
ACSC, Type S 9.5C, S 12.5C	45°F	50°F
ACSC, Type S 9.5D, S 12.5D	50°F	50°F

* 35°F if surface is soil or aggregate base for secondary road construction.

Page 6-44, Article 610-8 Spreading and Finishing, third full paragraph, replace the first sentence with the following:

Use the 30 foot minimum length mobile grade reference system or the non-contacting laser or sonar type ski *with at least four referencing stations mounted on the paver at a minimum length of 24 feet* to control the longitudinal profile when placing the initial lanes and all adjacent lanes of all layers, including resurfacing and asphalt in-lays, unless otherwise specified or approved.

Page 6-50, Article 610-13 Density Acceptance, delete the second paragraph and replace with the following:

As an exception, when the first layer of mix is a surface course and is being placed directly on an unprimed aggregate or soil base, the layer will be included in the "Other" construction category.

Page 6-50, Article 610-13 Density Acceptance, delete the formula and description in the middle of the page and replace with the following:

where: $PF = 100 - 10(D)^{1.465}$
 PF = Pay Factor (computed to 0.1%)
 D = the deficiency of the lot average density,
 not to exceed 2.0%

Page 6-53, Article 620-4 Measurement and Payment:

Sixth paragraph, delete the last sentence.

Seventh paragraph, delete the paragraph and replace with the following:

The adjusted contract unit price will then be applied to the theoretical quantity of asphalt binder authorized for use in the plant mix placed during the partial payment period involved, except that where recycled plant mix is used, the adjusted unit price will be applied only to the theoretical number of tons of additional asphalt binder materials required by the job mix formula.

Page 6-54, Article 620-4 Measurement and Payment, add the following pay item:

Pay Item	Pay Unit
Asphalt Binder for Plant Mix, Grade PG 70-28	Ton

Page 6-69, Table 660-1 Material Application Rates and Temperatures, add the following:

Type of Coat	Grade of Asphalt	Asphalt Rate gal/yd ²	Application Temperature °F	Aggregate Size	Aggregate Rate lb./sq. yd. Total
Sand Seal	CRS-2 or CRS-2P	0.22-0.30	150-175	Blotting Sand	12-15

Page 6-75, Subarticle 660-9(B), add the following as sub-item (5)

(5) Sand Seal

Place the fully required amount of asphalt material in one application and immediately cover with the seal coat aggregate. Uniformly spread the fully

required amount of aggregate in one application and correct all non-uniform areas prior to rolling.

Immediately after the aggregate has been uniformly spread, perform rolling.

When directed, broom excess aggregate material from the surface of the seal coat.

When the sand seal is to be constructed for temporary sealing purposes only and will not be used by traffic, other grades of asphalt material meeting the requirements of Articles 1020-6 and 1020-7 may be used in lieu of the grade of asphalt required by Table 660-1 when approved.

Page 6-76, Article 661-1 Description, add the following as the 2nd paragraph:

Provide and conduct the quality control and required testing for acceptance of the UBWC in accordance with *Quality Management System for Asphalt Pavements (OGAFC, PADL, and Ultra-Thin HMA Version)*, included in the contract.

Page 6-76, Article 661-2 Materials, add the following after Asphalt Binder, Grade 70-28:

Item	Section
Asphalt Binder, Grade 76-22	1020
Reclaimed Asphalt Shingles	1012

Page 6-78, Subarticle 661-2(E), Asphalt Binder For Plant Mix, Grade PG 70-28, rename as ASPHALT BINDER FOR PLANT MIX and add the following as the first paragraph:

Use either PG 70-28 or PG 76-22 binder in the mix design. Where PG 76-22 is being used in the production of Ultra-thin, the grade of asphalt binder to be paid for will be PG 70-28, unless otherwise approved.

Page 6-79, Subarticle 661-2(G), Composition of Mix, add the following as the third sentence of the first paragraph.

The percent of asphalt binder contributed from the RAS shall not exceed 20% of the total binder in the completed mix.

Page 6-80, Article 661-2(G) Composition of Mix, replace Table 661-4 and associated notes with the following:

TABLE 661-4 – MIXTURE DESIGN CRITERIA				
Gradation Design Criteria (% Passing by Weight)				
Standard Sieves		1/2 in. Type A	3/8 in. Type B	1/4 in. Type C
ASTM	mm	(% Passing by Weight)		
¾ inch	19.0	100		
½ inch	12.5	85 - 100	100	
3/8 inch	9.5	60 - 80	85 - 100	100
#4	4.75	28 - 38	28 - 44	40 - 55
#8	2.36	19 - 32	17 - 34	22 - 32
#16	1.18	15 - 23	13 - 23	15 - 25
#30	0.600	10 - 18	8 - 18	10 - 18
#50	0.300	8 - 13	6 - 13	8 - 13
#100	0.150	6 - 10	4 - 10	6 - 10
#200	0.075	4.0 - 7.0	3.0 - 7.0	4.0 - 7.0

Mix Design Criteria			
	1/2 in. Type A	3/8 in. Type B	1/4 in. Type C
Asphalt Content, %	4.6 - 5.6	4.6 - 5.8	5.0 - 5.8
Draindown Test, AASHTO T 305	0.1% max.		
Moisture Sensitivity, AASHTO T 283*	80% min.		
Application Rate, lb/ yd ²	90	70	50
Approximate Application Depth, in.	¾	5/8	1/2
Asphalt PG Grade, AASHTO M 320	PG 70-28 or PG 76-22	PG 70-28 or PG 76-22	PG 70-28 or PG 76-22

NOTE: *Specimens for T-283 testing are to be compacted using the SUPERPAVE gyratory compactor. The mixtures shall be compacted using 100 gyrations to achieve specimens approximately 95 mm in height. Use mixture and compaction temperatures recommended by the binder supplier.

Page 6-80, Subarticle 661-3(A) Equipment, add the following as the first paragraph:

Use asphalt mixing plants in accordance with Article 610-5 of the *Standard Specifications*.

Page 6-82, Subarticle 661-3(C), Application of Ultra-thin Bonded Wearing Course, delete the first paragraph and add the following as the first and second paragraphs.

Use only one asphalt binder PG grade for the entire project, unless the Engineer gives written approval.

Do not place Ultra-thin Bonded Wearing Course between October 31 and April 1, when the pavement surface temperature is less than 50°F or on a wet pavement. In addition, when PG 76-22 binder is used in the JMF, place the wearing course only when the road pavement surface temperature is 60°F or higher and the air temperature in the shade away from artificial heat is 60°F or higher.

Page 10-40, Subarticle 1012-1(A), add the following at the end of the last paragraph, last sentence:

or ultra-thin bonded wearing course.

Page 10-41, Table 1012-1, delete the entries for OGAFC and add new entries for OGAFC and a row for UBWC with entries:

Mix Type	Coarse Aggregate Angularity ^(b) ASTM D5821	Fine Aggregate Angularity % Minimum AASHTO T304 Method A	Sand Equivalent % Minimum AASHTO T176	Flat & Elongated 5:1 Ratio % Maximum ASTM D4791 Section 8.4
S 9.5 D	100/100	45	50	10
OGAFC	100/100	N/A	N/A	10
UBWC	100/85	40	45	10

Delete Note (c) under the Table 1012-1 and replace with the following:

(c) Does not apply to Mix Types SF 9.5A and S 9.5B.

Page 10-42, Subarticle 1012-1(B)(6), add as the last sentence:

The percentage loss for aggregate used in UBWC shall be no more than 35%.

Page 10-43, Subarticle 1012-1(F): Reclaimed Asphalt Shingle Material (RAS), insert the following immediately following the first paragraph:

(1) Mix Design RAS

Incorporate RAS from stockpiles that have been tested for uniformity of gradation and binder content prior to use in an asphalt mix design.

(2) Mix Production RAS

New Source RAS is defined as acceptable material which was not included in the stockpile when samples were taken for mix design purposes. Process new source RAS so that all materials will pass a 1/2" sieve prior to introduction into the plant mixer unit.

After a stockpile of processed RAS has been sampled and mix designs made from these samples, do not add new source RAS to the original stockpile without prior field testing to insure gradation and binder uniformity. Sample and test new source RAS before blending with the existing stockpile.

Store new source RAS in a separate stockpile until the material can be sampled and tested for comparison with the original recycled mix design data. New source RAS may also be placed against the existing stockpile in a linear manner provided it is sampled for mix design conformity prior to its use in the recycled mix.

RAS contamination including but not limited to excessive dirt, debris, clean stone, concrete will not be allowed.

Field approval of new source RAS will be based on the table below and volumetric mix properties on the mix with the new source RAS included. Provided these tolerances are met, volumetric properties of the new mix will then be performed. If all volumetric mix properties meet the mix design criteria for that mix type, the new source RAS may continue to be used.

If the gradation, binder content, or any of the volumetric mix properties are not within the allowable tolerances of the table below, do not use the new source RAS unless approved by the Engineer. The Contractor may elect to either not use the stockpile, to request an adjustment to the JMF, or to redesign the mix.

NEW SOURCE RAS GRADATION and BINDER TOLERANCES
(Apply Tolerances to Mix Design Data)

0-6% RAS

P_b %	±1.6%
Sieve Size (mm)	Tolerance
9.5	±1
4.75	±5
2.36	±4
1.18	±4
0.300	±4
0.150	±4
0.075	±2.0

Page 10-43 through 10-45, Subarticle 1012-1(G), delete this in its entirety and replace with the following:

(G) Reclaimed Asphalt Pavement (RAP)

(1) Mix Design RAP

Incorporate RAP from stockpiles or other sources that have been tested for uniformity of gradation and binder content prior to use in an asphalt mix design. Use reclaimed asphalt pavement that meets all requirements specified for *one of* the following *two* classifications.

(a) Millings

Existing reclaimed asphalt pavement (RAP) that is removed from its original location by a milling process as specified in Section 607. Millings should be such that it has a uniform gradation and binder content and all materials will pass a 2" sieve prior to introduction into the plant mixer unit.

(b) Processed RAP

RAP that is processed in some manner (possibly by crushing and/or use of a blending method) to produce a uniform gradation and binder content in the RAP prior to use in a recycled mix. Process RAP so that all materials have a uniform gradation and binder content and will pass a 1" sieve prior to introduction into the plant mixer unit.

(c) Fractionated RAP

Fractionated RAP is defined as having two or more RAP stockpiles, where the RAP is divided into coarse and fine fractions. Grade RAP so that all materials will pass a 1" sieve. The coarse RAP stockpile shall only contain material retained on a 3/8" screen, unless otherwise approved. The fine RAP stockpile shall only contain material passing the 3/8" screen, unless otherwise approved. The Engineer may allow the Contractor to use an alternate to the 3/8" screen to fractionate the RAP. The maximum percentages of fractionated RAP may be comprised of coarse, fine, or the combination of both. Utilize a separate cold feed bin for each stockpile of fractionated RAP used.

(d) Approved Stockpiled RAP

Approved Stockpiled RAP is defined as fractionated RAP which has been isolated and tested for asphalt content, gradation, and asphalt binder characteristics with the intent to be used in mix designs with greater than 30% RAP materials. Fractionate the

RAP in accordance with Section 1012-1(G)(c). Utilize a separate cold feed bin for each approved stockpile of RAP used.

Perform extraction tests at a rate of 1 per 1000 tons of RAP, with a minimum of 5 tests per stockpile to determine the asphalt content and gradation. Separate stockpiles of RAP material by fine and coarse fractions. Erect and maintain a sign satisfactory to the Engineer on each stockpile to identify the material. Assure that no deleterious material is allowed in any stockpile. The Engineer may reject by visual inspection any stockpiles that are not kept clean, separated, and free of foreign materials.

Submit requests for RAP stockpile approval to the Engineer with the following information at the time of the request:

- (1) Approximate tons of materials in stockpile
- (2) Name or Identification number for the stockpile
- (3) Asphalt binder content and gradation test results
- (4) Asphalt characteristics of the Stockpile.

For the Stockpiled RAP to be considered for approval, the gradation and asphalt content shall be uniform. Individual test results, when compared to the target, will be accepted if within the tolerances listed below:

APPROVED STOCKPILED RAP GRADATION and BINDER TOLERANCES

(Apply Tolerances to Mix Design Data)

P _b %	±0.3%
Sieve Size (mm)	Percent Passing
25.0	±5%
19.0	±5%
12.5	±5%
9.5	±5%
4.75	±5%
2.36	±4%
1.18	±4%
0.300	±4%
0.150	±4%
0.075	±1.5%

Note: If more than 20% of the individual sieves are out of the gradation tolerances, or if more than 20% of the asphalt binder content test results fall outside the appropriate tolerances, the RAP shall not be used in HMA unless the RAP representing the failing tests is removed from the stockpile.

Do not add additional material to any approved RAP stockpile, unless otherwise approved by the Engineer.

Maintain at the plant site a record system for all approved RAP stockpiles. Include at a minimum the following: Stockpile identification and a sketch of all stockpile areas at the plant site; all RAP test results (including asphalt content, gradation, and asphalt binder characteristics).

(2) Mix Production RAP

During mix production, use RAP that meets the criteria for one of the following categories:

(a) Mix Design RAP

RAP contained in the mix design stockpiles as described above may be used in all applicable JMFs. These stockpiles have been pretested; however, they are subject to required QC/QA testing in accordance with Subarticle 609-5(C)(2).

(b) New Source RAP

New Source RAP is defined as any acceptable material that was not included in the stockpile or other source when samples were taken for mix design purposes. Process new source RAP so that all materials have a uniform gradation and binder content and will pass a 2" sieve prior to introduction into the plant mixer unit.

After a stockpile of millings, processed RAP, or fractionated RAP has been sampled and mix designs made from these samples, do not add new source RAP to the original stockpile without prior field testing to insure gradation and binder uniformity. Sample and test new source RAP before blending with the existing stockpile.

Store new source RAP in a separate stockpile until the material can be sampled and tested for comparison with the original recycled mix design data. New source RAP may also be placed against the existing stockpile in a linear manner provided it is sampled for mix design conformity prior to its use in the recycled mix.

Unprocessed RAP is asphalt material that was not milled and/or has not been processed to obtain a uniform gradation and binder content and is not representative of the RAP used during the applicable mix design. Unprocessed RAP shall not be incorporated into any JMFs prior to processing. Different sources of unprocessed RAP may be stockpiled together provided it is generally free of contamination and will be processed prior to use in a recycled mix. RAP contamination in the form of excessive

dirt, debris, clean stone, concrete, etc. will not be allowed. Incidental amounts of dirt, concrete, and clean stone may be acceptable. Unprocessed RAP may be processed and then classified as a new source RAP as described above.

Field approval of new source RAP will be based on Table 1012-2 below and volumetric mix properties on the mix with the new source RAP included. Provided the Table 1012-2 tolerances are met, volumetric properties of the new mix will then be performed. If all volumetric mix properties meet the mix design criteria for that mix type, the new source RAP may continue to be used.

If the gradation, binder content, or any of the volumetric mix properties are not within the allowable tolerances of Table 1012-2, do not use the new source RAP unless approved by the Engineer. The Contractor may elect to either not use the stockpile, to request an adjustment to the JMF, or to redesign the mix.

TABLE 1012-2									
NEW SOURCE RAP GRADATION and BINDER TOLERANCES									
(Apply Tolerances to Mix Design Data)									
Mix Type	0-20% RAP			20 ⁺ -30 % RAP			30 ⁺ % RAP		
Sieve (mm)	Base	Inter.	Surf.	Base	Inter.	Surf.	Base	Inter.	Surf.
P _b %	± 0.7%			± 0.4%			± 0.3%		
25.0	±10	-	-	±7	-	-	±5	-	-
19.0	±10	±10	-	±7	±7	-	±5	±5	-
12.5	-	±10	±10	-	±7	±7	-	±5	±5
9.5	-	-	±10	-	-	±7	-	-	±5
4.75	±10	-	±10	±7	-	±7	±5	-	±5
2.36	±8	±8	±8	±5	±5	±5	±4	±4	±4
1.18	±8	±8	±8	±5	±5	±5	±4	±4	±4
0.300	±8	±8	±8	±5	±5	±5	±4	±4	±4
0.150	-	-	±8	-	-	±5	-	-	±4
0.075	±4	±4	±4	±2	±2	±2	±1.5	±1.5	±1.5

ENGINEERING FABRICS TABLE 1056-1:
(7-18-06)

Revise the *Standard Specifications* as follows:

Page 10-100, Table 1056-1, replace the values for Trapezoidal Tear Strength with the following:

Physical Property	ASTM Test Method	Type 1	Type 2	Type 3		Type 4
				Class A	Class B	
Typical Applications		Shoulder Drain	Under Riprap	Temporary Silt Fence		Soil Stabilization
Trapezoidal Tear Strength	D4533	45 lb	75 lb	--	--	75 lb

BRIDGE APPROACH FILL – SUB REGIONAL TIER:

(9-16-08)

SP4R02

Description

This work consists of all work necessary to construct bridge approach fills in accordance with these provisions and the plans, and as directed by the Engineer.

Materials**(A) Fabric**

Refer to Section 1056 for Type 1 Engineering Fabric and the following:

Use a non-woven fabric consisting of strong rot-proof synthetic fibers such as polypropylene, polyethylene, or polyester formed into a stable network such that the filaments or yarns retain their relative positions to each other.

Lamination of fabric sheets to produce the physical requirements of a fabric layer will not be accepted. Furnish letters of certification from the manufacturer with each shipment of the fabric attesting that the material meets the requirements of this provision; however, the material is subject to inspection, test, or rejection by the Engineer at any time.

During all periods of shipment and storage, wrap the fabric in a heavy-duty protective covering to protect the material from ultraviolet rays. After the protective wrapping has been removed, do not leave the material uncovered under any circumstances for longer than 4 days.

(B) Stone Backfill

Provide # 78M aggregate material meeting the requirements of Section 1005 of the *Standard Specifications*.

(C) 4 inch Diameter Corrugated Drainage Pipe and Fittings

Provide pipe and fittings that meet all the applicable requirements of Section 815 or 816 of the *Standard Specifications*.

Construction Methods

Place the fabric as shown on the plans or as directed by the Engineer. Perform the excavation for the fabric fill to the limits shown on the plans. Provide an excavated surface free of obstructions, debris, pockets, stumps, and cleared of all vegetation. The fabric will be rejected if it has defects, rips, holes, flaws, deterioration or damage incurred during manufacture, transportation, handling or storage. Lay the fabric smooth, and free from tension, stress, folds, wrinkles or creases.

Deposit and spread stone material in successive, uniform, approximately horizontal layers of not more than 10 inches in depth, loose measurement, for the full width of the cross section, and keep each layer approximately level. Place and compact each layer of select material fill no more than 10 inches thick with low ground pressure equipment. Use hand operated equipment to compact the fill material within three feet of the backwall and wingwalls as directed by the Engineer. Compact stone material to the satisfaction of the Engineer. No equipment will be allowed to operate on the drainage pipe or any fabric layer until it is covered with at least six inches of fill material. Compaction shall not damage the drainage pipe or fabric under the fill. Cover the fabric with a layer of fill material within four days after placement of the fabric. Fabric that is damaged as a result of installation will be replaced as directed by the Department at no additional cost.

Place the fabric on the ground, and attach and secure it tightly to the vertical face of the backwall and wingwalls with adhesives, duct-tape, nails or any other method approved by the Engineer.

Place four inch diameter perforated drainage pipe along the base of the backwall and sloped to drain as shown on the plans. Install a pipe sleeve through the bottom of or under the wing wall prior to placing concrete for the wing wall. The pipe sleeve shall be of adequate strength to withstand the wingwall load. Place the pipe sleeve in position to allow the drainage pipe to go through the wing wall with a proper slope. Connect four-inch diameter nonperforated (plain) drainage pipe with a coupling to the perforated pipe near the inside face of the wingwall. Place the nonperforated drainage pipe through the pipe sleeve, extend down to the toe of the slope and connect, to a ditch or other drainage systems as directed by the Engineer. For bridge approaches in cut sections where no side slope is available, direct the drainage pipe outlet to the end slope down to the toe using elbows as directed by the Engineer.

Measurement and Payment

Bridge Approach Fill – Sub Regional Tier will be paid for at the contract lump sum price for Bridge Approach Slab. Such price and payment will be full compensation for both approach fills at each bridge installation, including but not limited to furnishing, placing and compacting stone material, furnishing and placing fabric, furnishing and placing pipe sleeve and drainage pipe, furnishing and installing concrete pads at the end of outlet pipes, excavation and all material, labor, tools and equipment necessary to complete the work.

Payment will be made under:

Pay Item
Bridge Approach, Station 15+50.26

Pay Unit
Lump Sum

EROSION & SEDIMENT CONTROL/STORMWATER CERTIFICATION:

1-16-07 (Rev 1-15-08)

SPI G180

General

Schedule and conduct construction activities in a manner that will minimize soil erosion and the resulting sedimentation and turbidity of surface waters. Comply with the requirements herein regardless of whether or not a National Pollutant Discharge Elimination System (NPDES) permit for the work is required.

Establish a chain of responsibility for operations and subcontractors' operations to ensure that the *Erosion and Sediment Control/Stormwater Pollution Prevention Plan* is implemented and maintained over the life of the contract.

- (A) *Certified Supervisor* – Provide a certified Erosion & Sediment Control Stormwater Supervisor to manage the Contractor and subcontractor(s) operations, insure compliance with Federal, State and Local ordinances and regulations, and to manage the Quality Control Program.
- (B) *Certified Foreman* – Provide a certified, trained foreman for each construction operation that increases the potential for soil erosion or the possible sedimentation and turbidity of surface waters.
- (C) *Certified Installer* – Provide a certified installer to install or direct the installation for erosion or sediment/stormwater control practices.
- (D) *Certified Designer* – Provide a certified designer for the design of the erosion and sediment control stormwater component of reclamation plans and, if applicable, for the design of the project erosion and sediment control stormwater plan.

Roles and Responsibilities

- (A) *Certified Erosion & Sediment Control Stormwater Supervisor* - The Certified Supervisor shall be responsible for ensuring erosion and sediment/stormwater control is adequately implemented and maintained on the project and conducting the quality control program. The Certified Supervisor shall be on the project within 24 hours from initial exposure of an erodible surface to the project's final acceptance when questions or concerns arise with Erosion and Sedimentation Control/Stormwater issues. Perform the following duties:
 - (1) **Manage Operations** - Coordinate and schedule the work of subcontractors so that erosion and sediment/stormwater control measures are fully executed for each operation and in a timely manner over the duration of the contract.
 - (a) Oversee the work of subcontractors so that appropriate erosion and sediment/stormwater control preventive measures are conformed to at each stage of the work.
 - (b) Prepare the required weekly erosion control punchlist and submit to the Engineer.

- (c) Attend all weekly or monthly construction meetings to discuss the findings of the NPDES inspection and other related issues.
 - (d) Implement the erosion and sediment/stormwater control site plans requested.
 - (e) Provide for erosion and sediment/stormwater control methods for the Contractor's temporary work not shown on the plans, such as, but not limited to work platforms, temporary construction, pumping operations, plant and storage yards, and cofferdams.
 - (f) Acquire applicable permits and comply with requirements for borrow pits, dewatering, and any temporary work conducted by the Contractor in jurisdictional areas.
 - (g) Conduct all erosion and sediment/stormwater control work in a timely and workmanlike manner.
 - (h) Fully install erosion and sediment/stormwater control work prior to suspension of the work.
 - (i) Coordinate with Department, Federal, State and Local Regulatory agencies on resolution of erosion and sediment/stormwater control issues due to the Contractor's operations.
 - (j) Ensure that proper cleanup occurs from vehicle tracking on paved surfaces and/or any location where sediment leaves the Right-of-Way.
 - (k) Have available a set of erosion control plans that has been properly updated to reflect necessary plan and field changes for use and review by Department personnel as well as regulatory agencies.
- (2) Requirements set forth under the NPDES Permit - The Department's NPDES permit outlines certain objectives and management measures pertaining to construction activities. The permit references *NCG010000, General Permit to Discharge Stormwater* under the NPDES, and states that the Department shall incorporate the applicable requirements into its delegated E&SC Program. Some of the requirements are, but are not limited to:
- (a) Control project site waste to prevent contamination of surface or ground waters of the state (i.e. construction materials, concrete washout, chemicals, litter, fuels, lubricants, coolants, hydraulic fluids, any other petroleum products, and sanitary waste).
 - (b) Inspect E&SC/Stormwater devices at least once every 7 calendar days, twice weekly for 303(d) impaired streams, and within 24 hours after a significant rainfall event of 0.5 inches within 24 hours.
 - (c) Maintain an onsite rain gauge and a record of rainfall amounts and dates.
 - (d) Maintain E&SC/Stormwater inspection records for review by Department and Regulatory personnel upon request.
 - (e) Implement approved reclamation plans on all borrow pits and waste sites.
 - (f) Maintain a log of turbidity test results as outlined in the Department's Procedure for Monitoring Borrow Pit Discharge.
 - (g) Provide secondary containment for bulk storage of liquid materials.

- (h) Provide training for employees concerning general E&SC/Stormwater awareness, the NPDES Permit requirements, and the requirements of the *General Permit, NCG010000*.
 - (i) Report violations of the NPDES permit to the Engineer who will notify the DWQ Regional Office within 24 hours.
- (3) Quality Control Program - Maintain a quality control program to control erosion, prevent sedimentation and follow provisions of permits. The quality control program shall:
 - (a) Follow permit requirements related to the Contractor and subcontractors' construction activities.
 - (b) Ensure that all operators and/or subcontractor(s) on site have the proper erosion and sediment/stormwater control certification.
 - (c) Notify the Engineer when the required certified erosion and sediment/stormwater control personnel are not available on the job site when needed.
 - (d) Conduct the inspections required by the NPDES permit.
 - (e) Take corrective actions in the proper timeframe as required by the NPDES permit for problem areas identified during the NPDES inspections.
 - (f) Incorporate erosion control into the work in a timely manner and stabilize disturbed areas with mulch/seed or vegetative cover on a section-by-section basis.
 - (g) Maintain temporary erosion and sediment control devices.
 - (h) Remove temporary erosion or sediment control devices when they are no longer necessary as agreed upon by the Engineer.
 - (i) The Contractor's quality control and inspection procedures shall be subject to review by the Engineer. Maintain NPDES inspection records and make records available at all times for verification by the Engineer.
- (B) *Certified Foreman* - At least one Certified Foreman shall be onsite for each type of work listed herein during the respective construction activities to control erosion, prevent sedimentation and follow permit provisions:
 - (1) Foreman in charge of grading activities
 - (2) Foreman in charge of bridge or culvert construction over jurisdictional areas
 - (3) Foreman in charge of utility activities

The Contractor may request to use the same person as the Level II Supervisor and Level II Foreman. This person shall be onsite whenever construction activities as described above are taking place. This request shall be approved by the Engineer prior to work beginning.

The Contractor may request to name a single Level II Foreman to oversee multiple construction activities on small bridge or culvert replacement projects. This request shall be approved by the Engineer prior to work beginning.

- (C) *Certified Installers* - Provide at least one onsite, Level I Certified Installer for each of the following erosion or sediment/stormwater control crew:

- (1) Seeding and Mulching
- (2) Temporary Seeding
- (3) Temporary Mulching
- (4) Sodding
- (5) Silt fence or other perimeter erosion/sediment control device installations
- (6) Erosion control blanket installation
- (7) Hydraulic tackifier installation
- (8) Turbidity curtain installation
- (9) Rock ditch check/sediment dam installation
- (10) Ditch liner/matting installation
- (11) Inlet protection
- (12) Riprap placement
- (13) Stormwater BMP installations (such as but not limited to level spreaders, retention/detention devices)
- (14) Pipe installations within jurisdictional areas

If a *Certified Installer* is not onsite, the Contractor may substitute a Level I Installer with a Level II Foreman, provided the Level II Foreman is not tasked to another crew requiring Level II Foreman oversight.

- (D) *Certified Designer* – Include the certification number of the Level III-B Certified Designer on the erosion and sediment control stormwater component of all reclamation plans and if applicable, the certification number of the Level III-A Certified Designer on the design of the project erosion and sediment control stormwater plan.

Preconstruction Meeting

Furnish the names of the *Certified Erosion & Sediment Control Stormwater Supervisor*, *Certified Foremen*, *Certified Installers* and *Certified Designer* and notify the Engineer of changes in certified personnel over the life of the contract within 2 days of change.

Ethical Responsibility

Any company performing work for the North Carolina Department of Transportation has the ethical responsibility to fully disclose any reprimand or dismissal of an employee resulting from improper testing or falsification of records.

Revocation or Suspension of Certification

Upon recommendation of the Chief Engineer - Operations to the certification entity, certification for *Supervisor*, *Certified Foremen*, *Certified Installers* and *Certified Designer* may be revoked or suspended with the issuance of a *Continuing Immediate Corrective Action (Continuing ICA)*, *Notice of Violation*, or *Cease and Desist Order* for erosion and sediment control/stormwater related issues.

Should any of the following circumstances occur, the Chief Engineer may suspend or permanently revoke such certification.

- (A) Failure to adequately perform the duties as defined within the certification program
- (B) Issuance of a continuing ICA, NOV, or Cease and Desist Order
- (C) Failure to fully perform environmental commitments as detailed within the permit conditions and specifications
- (D) Demonstration of erroneous documentation or reporting techniques
- (E) Cheating or copying another candidate's work on an examination
- (F) Intentional falsification of records
- (G) Directing a subordinate under direct or indirect supervision to perform any of the above actions
- (H) Dismissal from a company for any of the above reasons
- (I) Suspension or revocation of one's certification within another state

Suspension or revocation of a certification will be sent by certified mail to the registrant and the Corporate Head of the company that employs the registrant.

A registrant has the right to appeal any adverse action which results in suspension or permanent revocation of certification by responding, in writing, to the Chief Engineer within 10 calendar days after receiving notice of the proposed adverse action.

Chief Engineer - Operations
1537 Mail Service Center
Raleigh, NC 27699-1537

Failure to appeal within 10 calendar days will result in the proposed adverse action becoming effective on the date specified on the certified notice. Failure to appeal within the time specified will result in a waiver of all future appeal rights regarding the adverse action taken. The registrant will not be allowed to perform duties associated with the certification during the appeal process.

The Chief Engineer will hear the appeal and make a decision within 7 days of hearing the appeal. Decision of the Chief Engineer will be final and will be made in writing to the registrant.

If a certification is temporarily suspended, the registrant shall pass any applicable written examination and any proficiency examination, at the conclusion of the specified suspension period, prior to having the certification reinstated.

Measurement and Payment

Certified Erosion & Sediment Control Stormwater Supervisor, Certified Foremen, Certified Installers and Certified Designer will be incidental to the project for which no direct compensation will be made.

GUARDRAIL ANCHOR UNITS, TYPE 350:

(4-20-04)

SP8 R65

Description

Furnish and install guardrail anchor units in accordance with the details in the plans, the applicable requirements of Section 862 of the *Standard Specifications*, and at locations shown in the plans.

Materials

The Contractor may at his option, furnish any one of the guardrail anchor units.

Guardrail anchor unit (ET-2000) as manufactured by:

Trinity Industries, Inc.
2525 N. Stemmons Freeway
Dallas, Texas 75207
Telephone: 800-644-7976

The guardrail anchor unit (SKT 350) as manufactured by:

Road Systems, Inc.
3616 Old Howard County Airport
Big Spring, Texas 79720
Telephone: 915-263-2435

Prior to installation the Contractor shall submit to the Engineer:

(A) FHWA acceptance letter for each guardrail anchor unit certifying it meets the requirements of NCHRP Report 350, Test Level 3, in accordance with Section 106-2 of the *Standard Specifications*.

(B) Certified working drawings and assembling instructions from the manufacturer for each guardrail anchor unit in accordance with Section 105-2 of the *Specifications*.

No modifications shall be made to the guardrail anchor unit without the express written permission from the manufacturer. Perform installation in accordance with the details in the plans, and details and assembling instructions furnished by the manufacturer.

Construction Methods

Guardrail end delineation is required on all approach and trailing end sections for both temporary and permanent installations. Guardrail end delineation consists of yellow reflective sheeting applied to the entire end section of the guardrail in accordance with Section 1088-3 of the *Standard Specifications* and is incidental to the cost of the "Steel BM Guardrail."

Measurement and Payment

Measurement and Payment will be included in the unit bid price for "Guardrail Anchor Units, Type 350." This price shall be full compensation for all materials, tools, equipment, labor, and for all incidentals necessary to complete the work. The cost of guardrail delineators shall be included in the unit bid price for "Steel BM Guardrail."

GALVANIZED HIGH STRENGTH BOLTS, NUTS AND WASHERS:

(2-17-09)

SP10 R02

Revise the *Standard Specifications* as follows:

Page 10-126, Subarticle 1072-7(F)(3) Change the AASHTO reference to B 695 Class 55

Page 10-247, Table 1092-2, Steel Sign Materials, Change High Strength Bolts, Nuts & Washers ASTM Specifications for Galvanizing to B695 Class 55.

Page 10-259, Subarticle 1094-1(A) Breakaway or Simple Steel Beam Sign Supports, replace the third paragraph with the following:

Fabricate high strength bolts, nuts, and washers required for breakaway supports from steel in accordance with ASTM A325 and galvanize in accordance with AASHTO B 695 Class 55.

Page 10-261, Article 1096-2 Steel Overhead Sign Structures, replace the last sentence with the following:

The galvanizing shall meet the requirement of AASHTO B 695 Class 55 for fasteners and of ASTM A123 for other structural steel.

PORTLAND CEMENT CONCRETE (Alkali-Silica Reaction):

2-20-07

SP10 R16

Revise the 2006 *Standard Specifications* as follows:

Article 1024-1(A), replace the 2nd paragraph with the following:

Certain combinations of cement and aggregate exhibit an adverse alkali-silica reaction. The alkalinity of any cement, expressed as sodium-oxide equivalent, shall not exceed 1.0 percent. For mix designs that contain non-reactive aggregates and cement with an alkali content less than 0.6%, straight cement or a combination of cement and fly ash, cement and ground granulated blast furnace slag or cement and microsilica may be used. The pozzolan quantity shall not exceed the amount shown in Table 1024-1. For mixes that contain cement with an alkali content between 0.6% and 1.0%, and for mixes that contain a reactive aggregate documented by the Department, regardless of the alkali content of the cement, use a pozzolan in the amount shown in Table 1024-1.

Obtain the list of reactive aggregates documented by the Department at:<http://www.ncdot.org/doh/operations/materials/pdf/quarryasrprob.pdf>

Table 1024-1	
Pozzolans for Use in Portland Cement Concrete	
<i>Pozzolan</i>	<i>Rate</i>
Class F Fly Ash	20% by weight of required cement content, with 1.2 lbs Class F fly ash per lb of cement replaced
Ground Granulated Blast Furnace Slag	35%-50% by weight of required cement content with 1 lb slag per lb of cement replaced
Microsilica	4%-8% by weight of required cement content, with 1 lb microsilica per lb of cement replaced

CONSTRUCTION OF SUBSTRUCTURE

Description:

The work covered by this special provision consists of furnishing all labor, equipment, materials, and incidentals necessary to complete the construction of the substructure as is defined in Article 101-3 of the July 2006 Standard Specifications for Roads and Structures.

Materials:

All material shall conform to the Specifications or any applicable contract special provision.

Construction Methods:

All work shall be performed in accordance with the contract plans and the Standard Specifications or any applicable contract special provision.

Basis of Payment:

All work covered by this section will be paid for at the contract lump sum price for "Construction of Substructure" except as noted below.

"HP12 x 53 Galvanized Steel Piles" and "24" Prestressed Concrete Piles" will be paid for in accordance with other provisions in this Contract.

CONSTRUCTION OF SUPERSTRUCTURE

Furnish and erect precast prestressed concrete cored slabs, elastomeric bearings, cast in place concrete barrier rails on the bridge and applicable grouting.

Complete all work in accordance with the contract plans and the Standard Specifications except payment for these items will be as described below.

No measurement will be made for these items. The price and payment below will be full compensation for all work covered by this provision including but not limited to furnishing all materials, labor, tools, equipment and all incidentals necessary to complete the work.

Payment will be made under:

Construction of Superstructure.....Lump Sum

STEEL PILES:**GALVANIZING STEEL PILES****Description**

This work consists of surface preparation and galvanizing of steel piles in accordance with Section 1076 of the Standard Specifications. For steel piles, prepare the surface and provide materials in accordance with the applicable parts of the Standard Specifications.

Basis of Payment

The work covered by this provision will be included in the contract bid price per linear foot for "HP 12x53 Galvanized Steel Piles". This compensation includes the galvanizing of pile bracing when required. The above prices and payments will be full compensation for all work covered by this provision including but not limited to furnishing all materials, labor, tools, equipment and all incidentals necessary to complete the work.

SUBMITTAL OF WORKING DRAWINGS**(1-27-2010)****1.0 General**

Submit working drawings in accordance with Article 105-2 of the *Standard Specifications* and this provision. For this provision, "submittals" refers to only those listed in this provision. The list of submittals contained herein does not represent a list of required submittals for the project. Submittals are only necessary for those items as required by the contract. Make submittals that are not specifically noted in this

provision directly to the Resident Engineer. The Bridge Management Unit will review submittals.

If a submittal contains variations from plan details or specifications or significantly affects project cost, field construction or operations, discuss the submittal with and submit all copies to the Resident Engineer. State the reason for the proposed variation in the submittal. To minimize review time, make sure all submittals are complete when initially submitted. Provide a contact name and information with each submittal. Direct any questions regarding submittal requirements to the Resident Engineer, Bridge Management Unit contacts are noted below.

In order to facilitate in-plant inspection by NCDOT and approval of working drawings, provide the name, address and telephone number of the facility where fabrication will actually be done if different than shown on the title block of the submitted working drawings. This includes, but is not limited to, precast concrete items, prestressed concrete items and fabricated steel or aluminum items.

2.0 Addresses and Contacts

For submittals to the Bridge Management Unit, use the following addresses:

Via US mail:

Mr. Dan Holderman, P. E.
State Bridge Management Engineer
North Carolina Department
of Transportation
Bridge Management Unit
1565 Mail Service Center
Raleigh, NC 27699-1565

Via other delivery service:

Mr. Dan Holderman, P. E.
State Bridge Management Engineer
North Carolina Department
of Transportation
Bridge Management Unit
4809 Beryl Road
Raleigh, NC 27606

Submittals may also be made via email.

Send submittals to:

dholderman@ncdot.gov (Dan Holderman)

The status of the review of structure-related submittals sent to the Bridge Management Unit can be viewed from the Unit's web site, via the "Contractor Submittal" link.

Direct any questions concerning submittal review status, review comments or drawing markups to the following contacts:

Primary Structures Contact:

Dan Holderman
(919) 835 – 8217
(919) 733 – 2348 facsimile
dholderman@ncdot.gov

3.0 Submittal Copies

Furnish one complete copy of each submittal, including all attachments, to the Resident Engineer. At the same time, submit the number of hard copies shown below of the same complete submittal directly to the Bridge Management Unit.

The first table below covers “Structure Submittals”. The Resident Engineer will receive review comments and drawing markups for these submittals from the Bridge Management Unit.

The second table in this section covers “Geotechnical Submittals”. The Resident Engineer will receive review comments and drawing markups for these submittals from the Bridge Management Unit.

Unless otherwise required, submit one set of supporting calculations to the Bridge Management Unit. Provide additional copies of any submittal as directed by the Engineer.

STRUCTURE SUBMITTALS

Submittal	Copies Required by Bridge Management Unit	Contract Reference Requiring Submittal ¹
Arch Culvert Falsework	5	Plan Note, SN Sheet & “Falsework and Formwork”
Box Culvert Falsework ⁷	5	Plan Note, SN Sheet & “Falsework and Formwork”
Cofferdams	6	Article 410-4
Evazote Joint Seals ⁶	9	“Evazote Joint Seals”
Expansion Joint Seals (hold down plate type with base angle)	9	“Expansion Joint Seals”
Expansion Joint Seals (modular)	2, then 9	“Modular Expansion Joint Seals”
Expansion Joint Seals (strip seals)	9	“Strip Seals”
Falsework & Forms ² (substructure)	8	Article 420-3 & “Falsework and Formwork”
Falsework & Forms (superstructure)	8	Article 420-3 & “Falsework and Formwork”

Girder Erection over Railroad	5	Railroad Provisions
Maintenance and Protection of Traffic Beneath Proposed Structure	8	“Maintenance and Protection of Traffic Beneath Proposed Structure at Station ____”
Metal Bridge Railing	8	Plan Note
Metal Stay-in-Place Forms	8	Article 420-3
Metalwork for Elastomeric Bearings ^{4,5}	7	Article 1072-10
Miscellaneous Metalwork ^{4,5}	7	Article 1072-10
Optional Disc Bearings ⁴	8	“Optional Disc Bearings”
Overhead Signs	13	Article 903-3(C) & Applicable Provisions
Pile Splicers	7	Subarticle 450-7(C) & “Piles”
Pile Points	7	Subarticle 450-7(D) & “Piles”
Placement of Equipment on Structures (cranes, etc.)	7	Article 420-20
Pot Bearings ⁴	8	“Pot Bearings”
Precast Concrete Box Culverts	2, then 1 reproducible	“Optional Precast Reinforced Concrete Box Culvert at Station ____”
Precast Retaining Wall Panels	10	Article 1077-2
Prestressed Concrete Cored Slab (detensioning sequences) ³	6	Article 1078-11
Prestressed Concrete Deck Panels	6 and 1 reproducible	Article 420-3
Prestressed Concrete Girder (strand elongation and detensioning sequences)	6	Articles 1078-8 and 1078-11
Removal of Existing Structure over Railroad	5	Railroad Provisions
Revised Bridge Deck Plans (adaptation to prestressed deck panels)	2, then 1 reproducible	Article 420-3
Revised Bridge Deck Plans (adaptation to modular expansion joint seals)	2, then 1 reproducible	“Modular Expansion Joint Seals”
Sound Barrier Wall Casting Plans	10	Article 1077-2 &

		“Sound Barrier Wall”
Sound Barrier Wall Steel Fabrication Plans ⁵	7	Article 1072-10 & “Sound Barrier Wall”
Structural Steel ⁴	2, then 7	Article 1072-10
Temporary Detour Structures	10	Article 400-3 & “Construction, Maintenance and Removal of Temporary Structure at Station _____”
TFE Expansion Bearings ⁴	8	Article 1072-10

FOOTNOTES

- References are provided to help locate the part of the contract where the submittals are required. References in quotes refer to the provision by that name. Articles and subarticles refer to the *Standard Specifications*.
- Submittals for these items are necessary only when required by a note on plans.
- Submittals for these items may not be required. A list of pre-approved sequences is available from the producer or the Materials & Tests Unit.
- The fabricator may submit these items directly to the Bridge Management Unit.
- The two sets of preliminary submittals required by Article 1072-10 of the *Standard Specifications* are not required for these items.
- Submittals for Fabrication Drawings are not required. Submittals for Catalogue Cuts of Proposed Material are required. See Section 5.A of the referenced provision.
- Submittals are necessary only when the top slab thickness is 18” or greater.

GEOTECHNICAL SUBMITTALS

Submittal ¹	Copies Required by Bridge Management Unit	Contract Reference Requiring Submittal ²
Crosshole Sonic Logging (CSL) Reports	1	“Crosshole Sonic Logging”
Drilled Pier Construction Sequence Plans	1	“Drilled Piers”
Pile Driving Analyzer (PDA) Reports	2	“Pile Driving Analyzer”
Pile Driving Equipment Data ³	1	Article 450-5 & “Piles”

Retaining Walls	8	Applicable Provisions
Contractor Designed Shoring	7	"Temporary Shoring", "Anchored Temporary Shoring" & "Temporary Soil Nail Walls"

FOOTNOTES

1. With the exception of "Pile Driving Equipment Data", electronic copies of geotechnical submittals are required. See referenced provision.
2. References are provided to help locate the part of the contract where the submittals are required. References in quotes refer to the provision by that name. Articles refer to the *Standard Specifications*.
3. Download Pile Driving Equipment Data Form from following link:
<http://www.ncdot.org/doh/preconstruct/highway/geotech/formdet/>
Submit one hard copy of the completed form to the Resident Engineer. Submit a second copy of the completed form electronically, by facsimile or via US Mail or other delivery service to the Bridge Management Unit. Electronic submission is preferred. See second page of form for submittal instructions.

FALSEWORK AND FORMWORK:**(8-4-09)****1.0 Description**

Use this Special Provision as a guide to develop temporary works submittals required by the Standard Specifications or other provisions; no additional submittals are required herein. Such temporary works include, but are not limited to, falsework and formwork. Falsework is any temporary construction used to support the permanent structure until it becomes self-supporting. Formwork is the temporary structure or mold used to retain plastic or fluid concrete in its designated shape until it hardens. Access scaffolding is a temporary structure that functions as a work platform that supports construction personnel, materials, and tools, but is not intended to support the structure. Scaffolding systems that are used to temporarily support permanent structures (as opposed to functioning as work platforms) are considered to be falsework under the definitions given. Shoring is a component of falsework such as horizontal, vertical, or inclined support members. Where the term "temporary works" is used, it includes all of the temporary facilities used in bridge construction that do not become part of the permanent structure.

Design and construct safe and adequate temporary works that will support all loads imposed and provide the necessary rigidity to achieve the lines and grades shown on the plans in the final structure.

2.0 Materials

Select materials suitable for temporary works; however, select materials that also ensure the safety and quality required by the design assumptions. The Engineer has authority to reject material on the basis of its condition, inappropriate use, safety, or nonconformance with the plans. Clearly identify allowable loads or stresses for all materials or manufactured devices on the plans. Revise the plan and notify the Engineer if any change to materials or material strengths is required.

3.0 Design Requirements

A. Working Drawings

Provide working drawings for items as specified in the contract, or as required by the Engineer, with design calculations and supporting data in sufficient detail to permit a structural and safety review of the proposed design of the temporary work.

When concrete placement is involved, include data such as the drawings of proposed sequence, rate of placement, direction of placement, and location of all construction joints. Submit the number of copies as called for by the contract.

When required, have the drawings and calculations prepared under the guidance of, and sealed by, a North Carolina Registered Professional Engineer who is knowledgeable in temporary works design.

Design falsework and formwork requiring submittals in accordance with the 1995 AASHTO *Guide Design Specifications for Bridge Temporary Works* except as noted herein.

1. Wind Loads

Table 2.2 of Article 2.2.5.1 is modified to include wind velocities up to 110 mph (177 km/hr). In addition, Table 2.2A is included to provide the maximum wind speeds by county in North Carolina.

Table 2.2 - Wind Pressure Values

Height Zone feet (m) above ground	Pressure, lb/ft ² (kPa) for Indicated Wind Velocity, mph (km/hr)				
	70 (112.7)	80 (128.7)	90 (144.8)	100 (160.9)	110 (177.0)
0 to 30 (0 to 9.1)	15 (0.72)	20 (0.96)	25 (1.20)	30 (1.44)	35 (1.68)
30 to 50 (9.1 to 15.2)	20 (0.96)	25 (1.20)	30 (1.44)	35 (1.68)	40 (1.92)

50 to 100 (15.2 to 30.5)	25 (1.20)	30 (1.44)	35 (1.68)	40 (1.92)	45 (2.15)
over 100 (30.5)	30 (1.44)	35 (1.68)	40 (1.92)	45 (2.15)	50 (2.39)

2. Time of Removal

The following requirements replace those of Article 3.4.8.2.

Do not remove forms until the concrete has attained strengths required in Article 420-16 of the Standard Specifications and these Special Provisions.

Do not remove forms until the concrete has sufficient strength to prevent damage to the surface.

Table 2.2A - Steady State Maximum Wind Speeds by Counties in North Carolina

COUNTY	25 YR (mph) (km/hr)	COUNTY	25 YR (mph) (km/hr)	COUNTY	25 YR (mph) (km/hr)
Alamance	70 (112.7)	Franklin	70 (112.7)	Pamlico	100 (160.9)
Alexander	70 (112.7)	Gaston	70 (112.7)	Pasquotank	100 (160.9)
Alleghany	70 (112.7)	Gates	90 (144.8)	Pender	100 (160.9)
Anson	70 (112.7)	Graham	80 (128.7)	Perquimans	100 (160.9)
Ashe	70 (112.7)	Granville	70 (112.7)	Person	70 (112.7)
Avery	70 (112.7)	Greene	80 (128.7)	Pitt	90 (144.8)
Beaufort	100 (160.9)	Guilford	70 (112.7)	Polk	80 (128.7)
Bertie	90 (144.8)	Halifax	80 (128.7)	Randolph	70 (112.7)
Bladen	90 (144.8)	Harnett	70 (112.7)	Richmond	70 (112.7)
Brunswick	100 (160.9)	Haywood	80 (128.7)	Robeson	80 (128.7)
Buncombe	80 (128.7)	Henderson	80 (128.7)	Rockingham	70 (112.7)
Burke	70 (112.7)	Hertford	90 (144.8)	Rowan	70 (112.7)
Cabarrus	70 (112.7)	Hoke	70 (112.7)	Rutherford	70 (112.7)
Caldwell	70 (112.7)	Hyde	110 (177.0)	Sampson	90 (144.8)
Camden	100 (160.9)	Iredell	70 (112.7)	Scotland	70 (112.7)
Carteret	110 (177.0)	Jackson	80 (128.7)	Stanley	70 (112.7)
Caswell	70 (112.7)	Johnston	80 (128.7)	Stokes	70 (112.7)
Catawba	70 (112.7)	Jones	100 (160.9)	Surry	70 (112.7)
Cherokee	80 (128.7)	Lee	70 (112.7)	Swain	80 (128.7)
Chatham	70 (112.7)	Lenoir	90 (144.8)	Transylvania	80 (128.7)
Chowan	90 (144.8)	Lincoln	70 (112.7)	Tyrell	100 (160.9)
Clay	80 (128.7)	Macon	80 (128.7)	Union	70 (112.7)

Cleveland	70 (112.7)	Madison	80 (128.7)	Vance	70 (112.7)
Columbus	90 (144.8)	Martin	90 (144.8)	Wake	70 (112.7)
Craven	100 (160.9)	McDowell	70 (112.7)	Warren	70 (112.7)
Cumberland	80 (128.7)	Mecklenburg	70 (112.7)	Washington	100 (160.9)
Currituck	100 (160.9)	Mitchell	70 (112.7)	Watauga	70 (112.7)
Dare	110 (177.0)	Montgomery	70(112.7)	Wayne	80 (128.7)
Davidson	70 (112.7)	Moore	70 (112.7)	Wilkes	70 (112.7)
Davie	70 (112.7)	Nash	80 (128.7)	Wilson	80 (128.7)
Duplin	90 (144.8)	New Hanover	100 (160.9)	Yadkin	70 (112.7)
Durham	70 (112.7)	Northampton	80 (128.7)	Yancey	70 (112.7)
Edgecombe	80 (128.7)	Onslow	100 (160.9)		
Forsyth	70 (112.7)	Orange	70 (112.7)		

Note on the working drawings any anchorages, connectors, inserts, steel sleeves or other such devices used as part of the falsework or formwork that remains in the permanent structure. If the plan notes indicate that the structure contains the necessary corrosion protection required for a Corrosive Site, epoxy coat, galvanize or metalize these devices. Electroplating will not be allowed. Any coating required by the Engineer will be considered incidental to the various pay items requiring temporary works.

B. Review and Approval

The Engineer is responsible for the review and approval of temporary works' drawings.

Submit the working drawings sufficiently in advance of proposed use to allow for their review, revision (if needed), and approval without delay to the work.

Do not start construction of any temporary work for which working drawings are required until the drawings have been approved. Such approval does not relieve the Contractor of the responsibility for the accuracy and adequacy of the working drawings.

The time period for review of the working drawings does not begin until complete drawings and design calculations, when required, are received by the Engineer.

On the drawings, show all information necessary to allow the design of any component to be checked independently as determined by the Engineer.

If requested by the Engineer, submit with the working drawings manufacturer's catalog data listing the weight of all construction equipment that will be supported on the temporary work. Show anticipated total settlements and/or deflections of falsework and forms on the working drawings. Include falsework footing settlements, joint take-up, and deflection of beams or girders. Falsework hangers that support concentrated loads and are installed at the edge of thin top flange

concrete girders (such as bulb tee girders) shall be spaced so as not to exceed 75% of the manufacturer's stated safe working load. Use of dual leg hangers (such as Meadow Burke HF-42 and HF-43) are not allowed. Design the falsework and forms supporting deck slabs and overhangs on girder bridges so that there will be no differential settlement between the girders and the deck forms during placement of deck concrete.

4.0 Construction Requirements

All requirements of Section 420 of the Standard Specifications apply.

Construct temporary works in conformance with the approved working drawings. Ensure that the quality of materials and workmanship employed is consistent with that assumed in the design of the temporary works. Do not weld falsework members to any portion of the permanent structure unless approved. Show any welding to the permanent structure on the approved construction drawings.

Provide tell-tales attached to the forms and extending to the ground, or other means, for accurate measurement of falsework settlement. Make sure that the anticipated compressive settlement and/or deflection of falsework does not exceed 1 inch (25 mm). For cast-in-place concrete structures, make sure that the calculated deflection of falsework flexural members does not exceed 1/240 of their span regardless of whether or not the deflection is compensated by camber strips.

A. Maintenance and Inspection

Inspect and maintain the temporary work in an acceptable condition throughout the period of its use. Certify that the manufactured devices have been maintained in a condition to allow them to safely carry their rated loads. Clearly mark each piece so that its capacity can be readily determined at the job site.

Perform an in-depth inspection of an applicable portion(s) of the temporary works, in the presence of the Engineer, not more than 24 hours prior to the beginning of each concrete placement. Inspect other temporary works at least once a month to ensure that they are functioning properly. Have a North Carolina Registered Professional Engineer inspect the cofferdams, shoring, sheathing, support of excavation structures, and support systems for load tests prior to loading.

B. Foundations

Determine the safe bearing capacity of the foundation material on which the supports for temporary works rest. If required by the Engineer, conduct load tests to verify proposed bearing capacity values that are marginal or in other high-risk situations.

The use of the foundation support values shown on the contract plans of the permanent structure is permitted if the foundations are on the same level and on the same soil as those of the permanent structure.

Allow for adequate site drainage or soil protection to prevent soil saturation and washout of the soil supporting the temporary works supports.

If piles are used, the estimation of capacities and later confirmation during construction using standard procedures based on the driving characteristics of the pile is permitted. If preferred, use load tests to confirm the estimated capacities; or, if required by the Engineer conduct load tests to verify bearing capacity values that are marginal or in other high risk situations.

The Engineer reviews and approves the proposed pile and soil bearing capacities.

5.0 Removal

Unless otherwise permitted, remove and keep all temporary works upon completion of the work. Do not disturb or otherwise damage the finished work.

Remove temporary works in conformance with the contract documents. Remove them in such a manner as to permit the structure to uniformly and gradually take the stresses due to its own weight.

6.0 Method of Measurement

Unless otherwise specified, temporary works will not be directly measured.

7.0 Basis of Payment

Payment at the contract unit prices for the various pay items requiring temporary works will be full compensation for the above falsework and formwork.

PRESTRESSED CONCRETE MEMBERS:

(4-02-07)

The 2006 Standard Specifications shall be revised as follows:

In Section 1078-1 "General" of the Standard Specifications, add the following after the second paragraph:

(A) Producer Qualification

Producers of precast, prestressed concrete members are required to establish proof of their competency and responsibility in accordance with the Precast/Prestressed Concrete Institute's (PCI) Plant Certification Program in order to perform work for the project. Certification of the manufacturing plant under the PCI program and submission of proof of certification to the State Materials Engineer is required prior to beginning fabrication. Maintain certification at all times while work is being performed for the Department. Submit proof of certification following each PCI audit to the State Materials Engineer for continued qualification. These

same requirements apply to producers subcontracting work from the producer directly employed by the Contractor.

Employ producers PCI certified in Product Group B, Bridge Products, and in one of the appropriate categories as listed below:

- B2 Prestressed Miscellaneous Bridge Products: Includes solid piles, sheet piles and bent caps.
- B3 Prestressed Straight-Strand Bridge Members: Includes all box beams, cored slabs, straight-strand girders and bulb-tees, bridge deck panels, hollow piles, prestressed culverts and straight strand segmental components.
- B4 Prestressed Deflected-Strand Bridge Members: Includes deflected strand girders and bulb-tees, haunched girders, deflected strand segmental superstructure components and other post-tensioned elements.

Categories for other elements will be as required by the project special provision or plans.

ADHESIVELY ANCHORED ANCHOR BOLTS OR DOWELS: (6-11-07)

1.0 General

Installation and Testing of Adhesively anchored anchor bolts and dowels shall be in accordance with Section 420-13, 420-21 and 1081-1 of the Standard Specifications except as modified in this provision.

2.0 Installation

Installation of the adhesive anchors shall be in accordance with manufacturer's recommendations and shall occur when the concrete is above 40 degrees Fahrenheit and has reached its 28 day strength.

The anchors shall be installed before the adhesive's initial set ('gel time').

3.0 Field Testing

Replace the third paragraph of Section 420-13 (C) with the following:

"In the presence of the Engineer, field test the anchor bolt or dowel in accordance with the test level shown on the plans and the following:

Level One Field testing: Test a minimum of 1 anchor but not less than 10% of all anchors to 50% of the yield load shown on the plans. If less than 60 anchors are to be installed, install and test the required number of anchors prior to installing the remaining anchors. If more than 60 anchors are to be

installed, test the first 6 anchors prior to installing the remaining anchors, then test 10% of the number in excess of 60 anchors.

Level Two Field testing: Test a minimum of 2 anchors but not less than 10% of the all anchors to 80% of the yield load shown on the plans. If less than 60 anchors are to be installed, install and test the required number of anchors prior to installing the remaining anchors. If more than 60 anchors are to be installed, test the first 6 anchors prior to installing the remaining anchors, then test 10% of the number in excess of 60 anchors.

Testing should begin only after the Manufacturer's recommended cure time has been reached. For testing, apply and hold the test load for three minutes. If the jack experiences any drop in gage reading, the test must be restarted. For the anchor to be deemed satisfactory, the test load must be held for three minutes with no movement or drop in gage reading."

4.0 Removal and Replacement of Failed Test specimens:

Remove all anchors and dowels that fail the field test without damage to the surrounding concrete. Redrill holes to remove adhesive bonding material residue and clean the hole in accordance with specifications. For reinstalling replacement anchors or dowels, follow the same procedures as new installations. Do not reuse failed anchors or dowels unless approved by the Engineer.

5.0 Usage

The use of adhesive anchors for overhead installments is not permitted without written permission from the Engineer.

6.0 Basis of Payment

No separate measurement or payment will be made for furnishing, installing, and testing anchor bolts/dowels. Payment at the contract unit prices for the various pay items will be full compensation for all materials, equipment, tools, labor, and incidentals necessary to complete the work.

GROUT FOR STRUCTURES

7-12-07

Description

This special provision addresses grout for use in structures, including continuous flight auger (CFA) piles, micropiles, soil nail and anchored retaining walls and backfilling crosshole sonic logging (CSL) tubes or grout pockets, shear keys, dowel holes and recesses for cored slabs and box beams. This provision does not apply to grout placed in post-tensioning ducts for bridge beams, girders, or decks. Provide grout composed of portland cement, water and at the Contractor's option, fine aggregate and/or pozzolan. If necessary, use set controlling admixtures. Proportion, mix and place grout in accordance with the plans, the applicable

section of the *Standard Specifications* or special provision for the application and this provision.

Materials

Refer to Division 10 of the *Standard Specifications*:

Item	Article
Portland Cement	1024-1
Water	1024-4
Fine Aggregate	1014-1
Fly Ash	1024-5
Ground Granulated Blast Furnace Slag	1024-6
Admixtures	1024-3

At the Contractor's option, use an approved packaged grout in lieu of the materials above with the exception of the water. Contact the Materials and Tests (M&T) Unit for a list of approved packaged grouts. Consult the manufacturer to determine if the packaged grout selected is suitable for the application and meets the compressive strength and shrinkage requirements.

Requirements

Unless required elsewhere in the Contract, provide non-metallic grout with minimum compressive strengths as follows:

Property	Requirement
Compressive Strength @ 3 days	2500 psi (17.2 MPa)
Compressive Strength @ 28 days	4500 psi (31.0 MPa)

For applications other than micropiles, soil nails and ground anchors, use non-shrink grout with shrinkage of less than 0.15%.

When using approved packaged grout, a grout mix design submittal is not required. Submit grout mix designs in terms of saturated surface dry weights on M&T Form 312U in accordance with the applicable section of the *Standard Specifications* or special provision for the structure. Use an approved testing laboratory to determine the grout mix proportions. Adjust proportions to compensate for surface moisture contained in the aggregates at the time of mixing. Changes in the saturated surface dry mix proportions will not be permitted unless a revised grout mix design submittal is accepted.

For each grout mix design, provide laboratory test results for compressive strength, density, flow and if applicable, aggregate gradation and shrinkage. Submit compressive strength for at least 3 cube and 2 cylinder specimens at the age of 3, 7, 14 and 28 days for a total of at least 20 specimens tested. Perform laboratory tests in accordance with the following:

Property	Test Method
Compressive Strength	AASHTO T106 and T22
Density	AASHTO T133
Flow for Sand Cement Grout	ASTM C939 (as modified below)
Flow for Neat Cement Grout (no fine aggregate)	Marsh Funnel and Cup API RP 13B-1, Section 2.2
Aggregate Gradation for Sand Cement Grout	AASHTO T27
Shrinkage for Non-shrink Grout	ASTM C1090

When testing grout for flow in accordance with ASTM C939, modify the flow cone outlet diameter from ½ to ¾ inch (13 to 19 mm).

When grout mix designs are submitted, the Engineer will review the mix designs and notify the Contractor as to their acceptability. Do not use grout mix designs until written acceptance has been received. Acceptance of grout mix designs or use of approved packaged grouts does not relieve the Contractor of responsibility to furnish a product that meets the Contract requirements.

Upon written request from the Contractor, a grout mix design accepted and used satisfactorily on a Department project may be accepted for use on other projects.

Sampling and Placement

The Engineer will determine the locations to sample grout and the number and type of samples collected for field and laboratory testing. Use API RP 13B-1 for field testing grout flow and density of neat cement grout. The compressive strength of the grout will be considered the average compressive strength test results of 3 cube or 2 cylinder specimens at 28 days.

Do not place grout if the grout temperature is less than 50°F (10°C) or more than 90°F (32°C) or if the air temperature measured at the location of the grouting operation in the shade away from artificial heat is below 40°F (4°C).

Provide grout at a rate that permits proper handling, placing and finishing in accordance with the manufacturer's recommendations unless directed otherwise by the Engineer. Use grout free of any lumps and undispersed cement. Agitate grout continuously before placement.

Control grout delivery so the interval between placing batches in the same component does not exceed 20 minutes. Place grout before the time between adding the mixing water and placing the grout exceeds that in the table below.

ELAPSED TIME FOR PLACING GROUT (with continuous agitation)		
Air or Grout Temperature Whichever is Higher	Maximum Elapsed Time	
	No Set Retarding Admixture Used	Set Retarding Admixture Used
90°F (32°C) or above	30 min.	1 hr. 15 min.
80°F (27°C) through 89°F (31°C)	45 min.	1 hr. 30 min.
79°F (26°C) or below	60 min.	1 hr. 45 min.

Miscellaneous

Comply with Articles 1000-9 through 1000-12 of the *Standard Specifications* to the extent applicable for grout in lieu of concrete.

HIGH STRENGTH BOLTS**(11-17-06)**

In Section 440-8(A) of the Standard Specifications, revise the third paragraph and insert a new paragraph four, respectively, as follows:

“Make sure that plain bolts and washers have a thin coat of lubricant at the time of installation.”

“Use nuts that are pre-waxed by the producer/supplier prior to shipping to the project.”

CRANE SAFETY**(8-15-05)**

Comply with the manufacturer specifications and limitations applicable to the operation of any and all cranes and derricks. Prime contractors, sub-contractors, and fully operated rental companies shall comply with the current Occupational Safety and Health Administration regulations (OSHA).

Submit all items listed below to the Engineer prior to beginning crane operations involving critical lifts. A critical lift is defined as any lift that exceeds 75 percent of the manufacturer's crane chart capacity for the radius at which the load will be lifted or requires the use of more than one crane. Changes in personnel or equipment must be reported to the Engineer and all applicable items listed below must be updated and submitted prior to continuing with crane operations.

Crane Safety Submittal List

- A. **Competent Person:** Provide the name and qualifications of the “Competent Person” responsible for crane safety and lifting operations. The named competent person will have the responsibility and authority to stop any work activity due to safety concerns.

- B. Riggers:** Provide the qualifications and experience of the persons responsible for rigging operations. Qualifications and experience should include, but not be limited to, weight calculations, center of gravity determinations, selection and inspection of sling and rigging equipment, and safe rigging practices.
- C. Crane Inspections:** Inspection records for all cranes shall be current and readily accessible for review upon request.

Certifications: By July 1, 2006, crane operators performing critical lifts shall be certified by NC CCO (National Commission for the Certification of Crane Operators), or satisfactorily complete the Carolinas AGC's Professional Crane Operator's Proficiency Program. Other approved nationally accredited programs will be considered upon request. All crane operators shall also have a current CDL medical card. Submit a list of anticipated critical lifts and

corresponding crane operator(s). Include current certification for the type of crane operated (small hydraulic, large hydraulic, small lattice, large lattice) and medical evaluations for each operator.

D1G14

SEEDING AND MULCHING

Seed Mixes for Bridge Maintenance P.O. Contracts ONLY

Seed Mix East

<u>Divisions:</u>	<u>Counties:</u>
1	Currituck, Dare, Hyde, Bertie, Camden, Chowan, Gates, Hertford, Martin, Northampton, Pasquotank, Perquimans, Tyrell, Washington
2	Beaufort, Carteret, Craven, Pamlico, Greene, Jones, Lenoir, Pitt
3	Brunswick, New Hanover, Onslow, Pender, Duplin, Sampson
4	Edgecombe, Halifax, Johnston, Nash, Wayne, Wilson
5	Durham, Franklin, Granville, Person, Vance, Wake, Warren
6	Bladen, Columbus, Cumberland, Harnett, Robeson
7	Alamance, Guilford, Orange
8	Chatham, Hoke, Lee, Montgomery, Moore, Randolph, Richmond, Scotland
10	Anson

Seed Mix WestDivisions: Counties:

7	Caswell, Rockingham
9	Davidson, Davie, Forsyth, Rowan, Stokes
10	Cabarrus, Mecklenburg, Stanly, Union
11	Alleghany, Ashe, Avery, Caldwell, Surry, Watauga, Wilkes, Yadkin
12	Alexander, Catawba, Cleveland, Gaston, Iredell, Lincoln

Seed Mix WestEd

13	Burke, McDowell, Rutherford, Buncombe, Madison, Mitchell, Yancey
14	Polk, Cherokee, Clay, Graham, Haywood, Henderson, Jackson, Macon Swain, Transylvania

Seed Mix East**SEEDING AND MULCHING:**

The kinds of seed and fertilizer, and the rates of application of seed, fertilizer, and limestone, shall be as stated below. During periods of overlapping dates, the kind of seed to be used shall be determined. All rates are in pounds per acre.

All Roadway Areas

March 1 - August 31		September 1 - February 28	
50#	Tall Fescue	50#	Tall Fescue
10#	Centipede	10#	Centipede
25#	Bermudagrass (hulled)	35#	Bermudagrass (unhulled)
500#	Fertilizer	500#	Fertilizer
4000#	Limestone	4000#	Limestone

Waste and Borrow Locations

March 1 - August 31		September 1 - February 28	
75#	Tall Fescue	75#	Tall Fescue
25#	Bermudagrass (hulled)	35#	Bermudagrass (unhulled)
500#	Fertilizer	500#	Fertilizer
4000#	Limestone	4000#	Limestone

Note: 50# of Bahiagrass may be substituted for either Centipede or Bermudagrass only upon Engineer's request.

Approved Tall Fescue Cultivars

2 nd Millennium	Duster	Magellan	Rendition
Avenger	Endeavor	Masterpiece	Scorpion
Barlexas	Escalade	Matador	Shelby
Barlexas II	Falcon II, III, IV & V	Matador GT	Signia
Barrera	Fidelity	Millennium	Silverstar
Barrington	Finesse II	Montauk	Southern Choice II
Biltmore	Firebird	Mustang 3	Stetson
Bingo	Focus	Olympic Gold	Tarheel
Bravo	Grande II	Padre	Titan Ltd
Cayenne	Greenkeeper	Paraiso	Titanium
Chapel Hill	Greystone	Picasso	Tomahawk
Chesapeake	Inferno	Piedmont	Tacer
Constitution	Justice	Pure Gold	Trooper
Chipper	Jaguar 3	Prospect	Turbo
Coronado	Kalahari	Quest	Ultimate
Coyote	Kentucky 31	Rebel Exeda	Watchdog
Davinci	Kitty Hawk	Rebel Sentry	Wolfpack
Dynasty	Kitty Hawk 2000	Regiment II	
Dominion	Lexington	Rembrandt	

On cut and fill slopes 2:1 or steeper Centipede shall be applied at the rate of 5 pounds per acre and add 20# of Sericea Lespedeza from January 1 - December 31.

Fertilizer shall be 10-20-20 analysis. A different analysis of fertilizer may be used provided the 1-2-2 ratio is maintained and the rate of application adjusted to provide the same amount of plant food as a 10-20-20 analysis and as directed.

TEMPORARY SEEDING:

Fertilizer shall be the same analysis as specified for *Seeding and Mulching* and applied at the rate of 400 pounds and seeded at the rate of 50 pounds per acre. Sweet Sudan Grass, German Millet or Browntop Millet shall be used in summer months and Rye Grain during the remainder of the year. The Engineer will determine the exact dates for using each kind of seed.

FERTILIZER TOPDRESSING:

Fertilizer used for topdressing on all roadway areas except slopes 2:1 and steeper shall be 10-20-20 grade and shall be applied at the rate of 500 pounds per acre. A different analysis of fertilizer may be used provided the 1-2-2 ratio is maintained and the rate of application adjusted to provide the same amount of plant food as 10-20-20 analysis and as directed.

Fertilizer used for topdressing on slopes 2:1 and steeper and waste and borrow areas shall be 16-8-8 grade and shall be applied at the rate of 500 pounds per acre. A different analysis of fertilizer may be used provided the 2-1-1 ratio is maintained and the rate of application adjusted to provide the same amount of plant food as 16-8-8 analysis and as directed.

SUPPLEMENTAL SEEDING:

The kinds of seed and proportions shall be the same as specified for *Seeding and Mulching*, with the exception that no centipede seed will be used in the seed mix for supplemental seeding. The rate of application for supplemental seeding may vary from 25# to 75# per acre. The actual rate per acre will be determined prior to the time of topdressing and the Contractor will be notified in writing of the rate per acre, total quantity needed, and areas on which to apply the supplemental seed. Minimum tillage equipment, consisting of a sod seeder shall be used for incorporating seed into the soil as to prevent disturbance of existing vegetation. A clodbuster (ball and chain) may be used where degree of slope prevents the use of a sod seeder.

Seed Mix West**SEEDING AND MULCHING:**

The kinds of seed and fertilizer, and the rates of application of seed, fertilizer, and limestone, shall be as stated below. During periods of overlapping dates, the kind of seed to be used shall be determined. All rates are in pounds per acre.

Shoulder and Median Areas**August 1 - June 1**

20#	Kentucky Bluegrass
75#	Hard Fescue
25#	Rye Grain
500#	Fertilizer
4000#	Limestone

May 1 - September 1

20#	Kentucky Bluegrass
75#	Hard Fescue
10#	German or Browntop Millet
500#	Fertilizer
4000#	Limestone

Areas Beyond the Mowing Pattern, Waste and Borrow Areas:**August 1 - June 1**

100#	Tall Fescue
15#	Kentucky Bluegrass
30#	Hard Fescue
25#	Rye Grain
500#	Fertilizer
4000#	Limestone

May 1 - September 1

100#	Tall Fescue
15#	Kentucky Bluegrass
30#	Hard Fescue
10#	German or Browntop Millet
500#	Fertilizer
4000#	Limestone

Approved Tall Fescue Cultivars

2 nd Millennium	Duster	Magellan	Rendition
Avenger	Endeavor	Masterpiece	Scorpion
Barlexas	Escalade	Matador	Shelby
Barlexas II	Falcon II, III, IV & V	Matador GT	Signia
Barrera	Fidelity	Millennium	Silverstar
Barrington	Finesse II	Montauk	Southern Choice II

Biltmore	Firebird	Mustang 3	Stetson
Bingo	Focus	Olympic Gold	Tarheel
Bravo	Grande II	Padre	Titan Ltd
Cayenne	Greenkeeper	Paraiso	Titanium
Chapel Hill	Greystone	Picasso	Tomahawk
Chesapeake	Inferno	Piedmont	Tacer
Constitution	Justice	Pure Gold	Trooper
Chipper	Jaguar 3	Prospect	Turbo
Coronado	Kalahari	Quest	Ultimate
Coyote	Kentucky 31	Rebel Exeda	Watchdog
Davinci	Kitty Hawk	Rebel Sentry	Wolfpack
Dynasty	Kitty Hawk 2000	Regiment II	
Dominion	Lexington	Rembrandt	

Approved Kentucky Bluegrass Cultivars:

Alpine	Bariris	Envicta	Rugby
Apollo	Bedazzled	Impact	Rugby II
Arcadia	Bordeaux	Kenblue	Showcase
Arrow	Champagne	Midnight	Sonoma
Award	Chicago II	Midnight II	

Approved Hard Fescue Cultivars:

Chariot	Nordic	Rhino	Warwick
Firefly	Oxford	Scaldis II	
Heron	Reliant II	Spartan II	
Minotaur	Reliant IV	Stonehenge	

On cut and fill slopes 2:1 or steeper add 20# Sericea Lespedeza January 1 - December 31.

Fertilizer shall be 10-20-20 analysis. A different analysis of fertilizer may be used provided the 1-2-2 ratio is maintained and the rate of application adjusted to provide the same amount of plant food as a 10-20-20 analysis and as directed.

TEMPORARY SEEDING:

Fertilizer shall be the same analysis as specified for *Seeding and Mulching* and applied at the rate of 400 pounds and seeded at the rate of 50 pounds per acre. German Millet, or Browntop Millet shall be used in summer months and rye grain during the remainder of the year. The Engineer will determine the exact dates for using each kind of seed.

FERTILIZER TOPDRESSING:

Fertilizer used for topdressing shall be 16-8-8 grade and shall be applied at the rate of 500 pounds per acre. A different analysis of fertilizer may be used provided the 2-1-1 ratio is maintained and the rate of application adjusted to provide the same amount of plant food as 16-8-8 analysis and as directed.

SUPPLEMENTAL SEEDING:

The kinds of seed and proportions shall be the same as specified for *Seeding and Mulching*, and the rate of application may vary from 25# to 75# per acre. The actual rate per acre will be determined prior to the time of topdressing and the Contractor will be notified in writing of the rate per acre, total quantity needed, and areas on which to apply the supplemental seed. Minimum tillage equipment, consisting of a sod seeder shall be used for incorporating seed into the soil as to prevent disturbance of existing vegetation. A clodbuster (ball and chain) may be used where degree of slope prevents the use of a sod seeder.

Seed Mix WestEd**SEEDING AND MULCHING:**

The kinds of seed and fertilizer, and the rates of application of seed, fertilizer, and limestone, shall be as stated below. During periods of overlapping dates, the kind of seed to be used shall be determined. All rates are in pounds per acre.

Shoulder and Median Areas

August 1 - June 1

20#	Kentucky Bluegrass
75#	Hard Fescue
25#	Rye Grain
500#	Fertilizer
4000#	Limestone

May 1 - September 1

20#	Kentucky Bluegrass
75#	Hard Fescue
10#	German or Browntop Millet
500#	Fertilizer
4000#	Limestone

Areas Beyond the Mowing Pattern, Waste and Borrow Areas:

August 1 - June 1

100#	Tall Fescue
15#	Kentucky Bluegrass
30#	Hard Fescue
25#	Rye Grain
500#	Fertilizer
4000#	Limestone

May 1 - September 1

100#	Tall Fescue
15#	Kentucky Bluegrass
30#	Hard Fescue
10#	German or Browntop Millet
500#	Fertilizer
4000#	Limestone

Approved Tall Fescue Cultivars

2 nd Millennium	Duster	Magellan	Rendition
Avenger	Endeavor	Masterpiece	Scorpion
Barlexas	Escalade	Matador	Shelby
Barlexas II	Falcon II, III, IV & V	Matador GT	Signia
Barrera	Fidelity	Millennium	Silverstar
Barrington	Finesse II	Montauk	Southern Choice II
Biltmore	Firebird	Mustang 3	Stetson
Bingo	Focus	Olympic Gold	Tarheel
Bravo	Grande II	Padre	Titan Ltd
Cayenne	Greenkeeper	Paraiso	Titanium

Chapel Hill	Greystone	Picasso	Tomahawk
Chesapeake	Inferno	Piedmont	Tacer
Constitution	Justice	Pure Gold	Trooper
Chipper	Jaguar 3	Prospect	Turbo
Coronado	Kalahari	Quest	Ultimate
Coyote	Kentucky 31	Rebel Exeda	Watchdog
Davinci	Kitty Hawk	Rebel Sentry	Wolfpack
Dynasty	Kitty Hawk 2000	Regiment II	
Dominion	Lexington	Rembrandt	

Approved Kentucky Bluegrass Cultivars:

Alpine	Bariris	Envicta	Rugby
Apollo	Bedazzled	Impact	Rugby II
Arcadia	Bordeaux	Kenblue	Showcase
Arrow	Champagne	Midnight	Sonoma
Award	Chicago II	Midnight II	

Approved Hard Fescue Cultivars:

Chariot	Nordic	Rhino	Warwick
Firefly	Oxford	Scaldis II	
Heron	Reliant II	Spartan II	
Minotaur	Reliant IV	Stonehenge	

On cut and fill slopes 2:1 or steeper add 20# Sericea Lespedeza and 15# Crown Vetch January 1 - December 31.

The Crown Vetch Seed should be double inoculated if applied with a hand seeder. Four times the normal rate of inoculant should be used if applied with a hydroseeder. If a fertilizer-seed slurry is used, the required limestone should also be included to prevent fertilizer acidity from killing the inoculant bacteria. Caution should be used to keep the inoculant below 80° F to prevent harm to the bacteria. The rates and grades of fertilizer and limestone shall be the same as specified for *Seeding and Mulching*.

Fertilizer shall be 10-20-20 analysis. A different analysis of fertilizer may be used provided the 1-2-2 ratio is maintained and the rate of application adjusted to provide the same amount of plant food as a 10-20-20 analysis and as directed.

TEMPORARY SEEDING:

Fertilizer shall be the same analysis as specified for *Seeding and Mulching* and applied at the rate of 400 pounds and seeded at the rate of 50 pounds per acre. German Millet, or Browntop Millet shall be used in summer months and rye grain during the remainder of the year. The Engineer will determine the exact dates for using each kind of seed.

FERTILIZER TOPDRESSING:

Fertilizer used for topdressing shall be 16-8-8 grade and shall be applied at the rate of 500 pounds per acre. A different analysis of fertilizer may be used provided the 2-1-1 ratio is maintained and the rate of application adjusted to provide the same amount of plant food as 16-8-8 analysis and as directed.

SUPPLEMENTAL SEEDING:

The kinds of seed and proportions shall be the same as specified for *Seeding and Mulching*, and the rate of application may vary from 25# to 75# per acre. The actual rate per acre will be determined prior to the time of topdressing and the Contractor will be notified in writing of the rate per acre, total quantity needed, and areas on which to apply the supplemental seed. Minimum tillage equipment, consisting of a sod seeder shall be used for incorporating seed into the soil as to prevent disturbance of existing vegetation. A clodbuster (ball and chain) may be used where degree of slope prevents the use of a sod seeder.

BASIS OF PAYMENT:

Payment for "Seeding and Mulching" will be included in the lump sum bid price for "Excavation and Embankment". This price shall be full compensation for all materials, tools, equipment, labor, and for all incidentals necessary to complete the work.

ENVIRONMENTALLY SENSITIVE AREAS:**Description**

This project is located in an *Environmentally Sensitive Area*. This designation requires special procedures to be used for clearing and grubbing, temporary stream crossings, and grading operations within the Environmentally Sensitive Areas identified on the plans and as designated by the Engineer. This also requires special procedures to be used for seeding and mulching and staged seeding within the project.

The Environmentally Sensitive Area shall be defined as a 50-foot buffer zone on both sides of the stream or depression measured from top of streambank or center of depression.

Construction Methods**(A) Clearing and Grubbing**

In areas identified as Environmentally Sensitive Areas, the Contractor may perform clearing operations, but not grubbing operations until immediately prior to beginning grading operations as described in Article 200-1 of the *Standard Specifications*. Only clearing operations (not grubbing) shall be allowed in this buffer zone until immediately prior to beginning grading operations. Erosion control devices shall be installed immediately following the clearing operation.

(B) Grading

Once grading operations begin in identified Environmentally Sensitive Areas, work shall progress in a continuous manner until complete. All construction within these areas shall progress in a continuous manner such that each phase is complete and areas are permanently stabilized prior to beginning of next phase. Failure on the part of the Contractor to complete any phase of construction in a continuous manner in Environmentally Sensitive Areas will be just cause for the Engineer to direct the suspension of work in accordance with Article 108-7 of the *Standard Specifications*.

(C) Temporary Stream Crossings

Any crossing of streams within the limits of this project shall be accomplished in accordance with the requirements of Subarticle 107-13(B) of the *Standard Specifications*.

(D) Seeding and Mulching

Seeding and mulching shall be performed in accordance with Section 1660 of the *Standard Specifications* and vegetative cover sufficient to restrain erosion shall be installed immediately following grade establishment.

Seeding and mulching shall be performed on the areas disturbed by construction immediately following final grade establishment. No appreciable time shall lapse into the contract time without stabilization of slopes, ditches and other areas within the Environmentally Sensitive Areas.

(E) Stage Seeding

The work covered by this section shall consist of the establishment of a vegetative cover on cut and fill slopes as grading progresses. Seeding and mulching shall be done in stages on cut and fill slopes that are greater than 20 feet in height measured along the slope, or greater than 2 acres in area. Each stage shall not exceed the limits stated above.

Additional payments will not be made for the requirements of this section, as the cost for this work shall be included in the contract bid price for Lump Sum - *Generic Erosion Control Item*.

MINIMIZE REMOVAL OF VEGETATION:

The Contractor shall minimize removal of vegetation at stream banks and disturbed areas within the project limits as directed.

STOCKPILE AREAS:

The Contractor shall install and maintain erosion control devices sufficient to contain sediment around any erodible material stockpile areas as directed.

ACCESS AND HAUL ROADS:

At the end of each working day, the Contractor shall install or re-establish temporary diversions or earth berms across access/haul roads to direct runoff into sediment devices. Silt fence sections that are temporarily removed shall be reinstalled across access/haul roads at the end of each working day.

GRAVEL CONSTRUCTION ENTRANCE:**Description**

This work consists of furnishing, installing, and maintaining and removing any and all material required for the construction of a *Gravel Construction Entrance*.

Materials

Refer to Division 10

Item	Section
Filter Fabric for Drainage, Type 2	1056
Stone for Erosion Control, Class A	1042

Construction Methods

The Contractor shall install a Gravel Construction Entrance in accordance with Standard Drawing No. 1607.01 and at locations as directed.

Measurement and Payment

Payment for all labor and materials necessary to complete the work of *Gravel Construction Entrance*, including construction, maintenance, and removal of the gravel construction entrance, will be included in the contract bid price for Lump Sum - *Generic Erosion Control Item*.

SPECIAL SEDIMENT CONTROL FENCE:**Description**

This work consists of furnishing materials, and the construction, maintenance, and removal of *Special Sediment Control Fence*. Place special sediment control fence as shown on the plans or as directed.

Materials**(A) Posts**

Steel posts shall be at least 5 ft. in length, approximately 1 3/8" wide measured parallel to the fence, and have a minimum weight of 1.25 lb/ft of length. The post shall be equipped with an anchor plate having a minimum area of 14.0 square inches, and shall have a means of retaining wire in the desired position without displacement.

(B) ¼" Hardware Cloth

Hardware cloth shall have ¼" openings constructed from #24 gauge wire. Install hardware cloth in accordance with Standard Drawing No. 1606.01.

(C) Sediment Control Stone

Sediment Control Stone shall meet the requirements of Section 1005 of the *Standard Specifications*. Install stone in accordance with Standard Drawing No. 1606.01.

Construction Methods

The Contractor shall maintain the special sediment control fence until the project is accepted or until the fence is removed, and shall remove and dispose of silt accumulations at the fence when so directed in accordance with the requirements of Section 1630 of the *Standard Specifications*.

Measurement and Payment

The quantity of Sediment Control Stone shall be paid for at the contract unit price per ton for "Sediment Control Stone". The quantity of ¼" Hardware Cloth shall be paid for at the contract unit price per linear foot for "¼" Hardware Cloth". Payment for all other labor and materials necessary to complete the work of *Special Sediment Control Fence* will be included in the contract bid price for Lump Sum – *Generic Erosion Control Item*.

SAFETY FENCE:**Description**

Safety Fence shall consist of furnishing materials, installing and maintaining polyethylene or polypropylene fence along the outside riparian buffer, wetland, or water boundary located within the construction corridor to mark the areas that have been approved to infringe within the buffer, wetland or water. The fence shall be installed prior to any land disturbing activities.

Materials

Polyethylene or polypropylene fence shall be a highly visible preconstructed safety fence approved by the Engineer. The fence material shall have an ultraviolet coating.

Either wood posts or steel posts may be used. Wood posts shall be hardwood with a wedge or pencil tip at one end, and shall be at least 5 ft. in length with a minimum nominal 2" x 2" cross section. Steel posts shall be at least 5 ft. in length, and have a minimum weight of 0.85 lb./ft. of length.

Construction Methods

No additional clearing and grubbing is anticipated for the installation of this fence; however, if any clearing and grubbing is required, it will be the minimum required for the installation of the safety fence. Such clearing shall include satisfactory removal and disposal of all trees, brush, stumps and other objectionable material.

The fence shall be erected to conform to the general contour of the ground. When determined necessary, minor grading along the fence line shall be performed to meet this requirement provided no obstructions to proper drainage are created.

Posts shall be set and maintained in a vertical position and may be hand set or set with a post driver. If hand set, all backfill material shall be thoroughly tamped. Wood posts may be sharpened to a dull point if power driven. Posts damaged by power driving shall be removed and replaced prior to final acceptance. The tops of all wood posts shall be cut at a 30-degree angle. The wood posts may, at the option of the Contractor, be cut at this angle either before or after the posts are erected.

The fence fabric shall be attached to the wood posts with one 2" galvanized wire staple across each cable or to the steel posts with wire or other acceptable means.

The Contractor shall be required to maintain the safety fence in a satisfactory condition for the duration of the project as determined by the Engineer.

Measurement and Payment

The quantity of Safety Fence shall be paid for at the contract unit price per linear foot for "Safety Fence". Such payment will be full compensation including but not limited to clearing and grading, furnishing and installing fence fabric with necessary posts and post bracing, staples, tie wires, tools, equipment and incidentals necessary to complete this work.

**MINORITY BUSINESS ENTERPRISE AND WOMEN BUSINESS ENTERPRISE:
(PO & MUNICIPALITIES)**

(10-16-07) (10-20-09)

SP1G68

Policy

It is the policy of the North Carolina Department of Transportation that Minority Business Enterprises (MBEs) and Women Business Enterprises (WBEs) as defined in *GS 136-28.4* shall have the equal opportunity to compete fairly for and to participate in the performance of contracts financed in whole or in part by State Funds.

Obligation

The Contractor, subcontractor, and sub-recipient shall not discriminate on the basis of race, religion, color, creed, national origin, sex, handicapping condition or age in the performance of this contract. The Contractor shall comply with applicable requirements of *GS 136-28.4* in the award and administration of state funded contracts. Failure by the Contractor to comply with these requirements is a material breach of this contract, which may result in the termination of this contract or such other remedy, as the Department deems necessary.

Definitions

Commitment - The approved MBE/WBE participation submitted by the prime contractor during the bidding process.

Committed MBE/WBE - Any MBE/WBE listed on the MBE/WBE commitment list approved by the Department at the time of bid submission or any MBE/WBE utilized as a replacement for a MBE/WBE firm listed on the commitment list.

Department (DOT)- North Carolina Department of Transportation (See Municipality)

Municipality – The entity letting the contract, when this provision refers to the Department or DOT, it shall mean the municipality, if applicable.

Minority Business Enterprise (MBE) – A firm certified as a Disadvantaged Minority-Owned Business Enterprise through the North Carolina Unified Certification Program.

Women Business Enterprise (WBE) – A firm certified as a Disadvantaged Women-Owned Business Enterprise through the North Carolina Unified Certification Program.

MBE/WBE – This term is used for convenience only. Minority Business Enterprise and Women Business Enterprise are not interchangeable terms and the goals for either or both are not interchangeable.

Goal - The MBE/WBE participation specified herein

Letter of Intent – Written documentation of the bidder/offeror's commitment to use a MBE/WBE subcontractor and confirmation from the MBE/WBE that it is participating in the contract.

Manufacturer - A firm that operates or maintains a factory or establishment that produces on the premises the materials or supplies obtained by the Contractor.

Regular Dealer - A firm that owns, operates, or maintains a store, warehouse, or other establishment in which the materials or supplies required for the performance of the contract are bought, kept in stock, and regularly sold to the public in the usual course of business. A regular dealer engages in, as its principal business and in its own name, the purchase and sale or lease of the products in question. A regular dealer in such bulk items as steel, cement, gravel, stone, and petroleum products need not keep such products in stock, if it owns or operates distribution equipment. Brokers and packagers are not regarded as manufacturers or regular dealers within the meaning of this section.

Form RS-1-D - Form for subcontracts involving MBE/WBE subcontractors attesting to the agreed upon unit prices and extensions for the affected contract items.

North Carolina Unified Certification Program - A program that provides comprehensive information to applicants for certification, such that an applicant is required to apply only once for a MBE/WBE certification that will be honored by all recipients of USDOT funds in the state and not limited to the Department of Transportation only. The Certification Program is in accordance with 49 CFR Part 26.

Standard Specifications - The general term comprising all directions, provisions, and requirements contained or referred to in the *North Carolina Department of Transportation Standard Specifications for Roads and Structures* and any subsequent revisions or additions to such book that are issued under the title *Supplemental Specifications*.

Contract Goal

The following goals for participation by Minority Business Enterprises and Women Business Enterprises are established for this contract.

(A) Minority Business Enterprises (3) %

- (1) *If the goal is more than zero*, the Contractor shall exercise all necessary and reasonable steps to ensure that Minority Business Enterprises participate in at least the percent of the contract as set forth above as the goal.
- (2) *If the goal is zero*, the Contractor shall continue to recruit the MBEs and report the use of MBEs during the construction of the project. A good faith effort will not be required with a zero goal.

(B) Women Business Enterprises (3) %

- (1) *If the goal is more than zero*, the Contractor shall exercise all necessary and reasonable steps to ensure that Women Business Enterprises participate in at least the percent of the contract as set forth above as the goal.

- (2) *If the goal is zero*, the Contractor shall continue to recruit the WBEs and report the use of WBEs during the construction of the project. A good faith effort will not be required with a zero goal.

Contract Requirement

The approved MBE/WBE participation submitted by the Contractor shall be the **Contract Requirement**.

Certified Transportation Firms Directory

Real-time information about firms doing business with the Department and firms that are certified through North Carolina's Unified Certification Program is available in the Directory of Transportation Firms. The Directory can be accessed by the link on the Department's homepage or by entering <https://apps.dot.state.nc.us/vendor/directory> in the address bar of your web browser. Only firms identified as MBE/WBE certified in the Directory can be utilized to meet the contract goals.

The listing of an individual firm in the Department's directory shall not be construed as an endorsement of the firm's capability to perform certain work.

Listing of MBE/WBE Subcontractors in Contract

Only those MBE/WBE firms with current certification are acceptable for listing in the bidder's submittal of MBE/WBE participation. The Contractor shall indicate the following required information:

- (A) *If the goal is more than zero* bidders, at the time the bid proposal is submitted, shall submit a listing of MBE/WBE participation on the appropriate form (or facsimile thereof) contained elsewhere in the contract documents in order for the bid to be considered responsive. Bidders shall indicate the total dollar value of the MBE/WBE participation for the contract. If the bidder has no MBE/WBE participation, he shall indicate this on the form "Listing of MBE/WBE Subcontractors" by entering the word or number zero. This form shall be completed in its entirety. **Blank forms will not be deemed to represent zero participation.** Bids submitted that do not have WBE/MBE participation indicated on the appropriate form will not be read publicly during the opening of bids. The Department will not consider these bids for award and the proposal will be returned to the bidder.
- (B) *If the goal is zero*, bidders at the time the bid proposal is submitted, shall enter the word "zero" or number "0" or if there is participation, add the value on the "Listing of MBE/WBE Subcontractors" (or facsimile thereof) contained elsewhere in the contract documents.

Written Documentation – Letter of Intent

The bidder shall submit written documentation of the bidder/offeror's commitment to use MBE/WBE subcontractors whose participation it submits to meet a contract goal and written confirmation from each MBE/WBE, listed in the proposal, indicating their participation in

the contract. This documentation shall be submitted on the Department's form titled "Letter of Intent to Perform as Subcontractor". This letter of intent form is available at:

<http://www.ncdot.org/doh/preconstruct/ps/contracts/letterofintent.pdf>. It shall be received in the office of the State Bridge Management Engineer no later than 2:00 pm of the sixth calendar day following opening of bids.

If the bidder fails to submit the letter of intent from each committed MBE/WBE listed in the proposal indicating their participation in the contract, the MBE/WBE participation will not count toward meeting the goal.

Counting MBE/WBE Participation Toward Meeting MBE/WBE Goal of Zero or More

- (A) If a firm is determined to be an eligible MBE/WBE firm, the total dollar value of the participation by the MBE/WBE will be counted toward the contract requirement. The total dollar value of participation by a certified MBE/WBE will be based upon the value of work actually performed by the MBE/WBE and the actual payments to MBE/WBE firms by the Contractor.
- (B) When a MBE/WBE performs as a participant in a joint venture, the Contractor may count toward its MBE/WBE goal a portion of the total value of participation with the MBE/WBE in the joint venture, that portion of the total dollar value being a distinct clearly defined portion of work that the MBE/WBE performs with its forces.
- (C)
 - (1) The Contractor may count toward its MBE/WBE goal only expenditures to MBE/WBEs that perform a commercially useful function in the work of a contract. A MBE/WBE performs a commercially useful function when it is responsible for execution of the work of the contract and is carrying out its responsibilities by actually performing, managing, and supervising the work involved. To perform a commercially useful function, the MBE/WBE shall also be responsible with respect to materials and supplies used on the contract, for negotiating price, determining quality and quantity, ordering the material and installing (where applicable) and paying for the material itself. To determine whether a MBE/WBE is performing a commercially useful function, the Department will evaluate the amount of work subcontracted, industry practices, whether the amount the firm is to be paid under the contract is commensurate with the work it is actually performing and the MBE/WBE credit claimed for its performance of the work, and other relevant factors.
 - (2) A MBE/WBE may enter into subcontracts. Work that a MBE/WBE subcontracts to another MBE/WBE firm may be counted toward the contract goal. Work that a MBE/WBE subcontracts to a non-MBE/WBE firm does not count toward the contract goal. If a MBE/WBE contractor or subcontractor subcontracts a significantly greater portion of the work of the contract than would be expected on the basis of standard industry practices, the MBE/WBE shall be presumed not to be performing a commercially useful function. The MBE/WBE may present evidence to rebut this presumption to the Department for commercially useful functions. The Department's decision on the rebuttal of this presumption will be final.

- (3) The following factors will be used to determine if a MBE/WBE trucking firm is performing a commercially useful function.
- (a) The MBE/WBE shall be responsible for the management and supervision of the entire trucking operation for which it is responsible on a particular contract, and there shall not be a contrived arrangement for the purpose of meeting MBE/WBE goals.
 - (b) The MBE/WBE shall itself own and operate at least one fully licensed, insured, and operational truck used on the contract.
 - (c) The MBE/WBE receives credit for the total value of the transportation services it provides on the contract using trucks it owns, insures, and operates using drivers it employs.
 - (d) The MBE/WBE may lease trucks from another MBE/WBE firm, including an owner-operator who is certified as a MBE/WBE. The MBE/WBE who leases trucks from another MBE/WBE receives credit for the total value of the transportation services the lessee MBE/WBE provides on the contract.
 - (e) The MBE/WBE may also lease trucks from a non-MBE/WBE firm, including from an owner-operator. The MBE/WBE who leases trucks from a non-MBE/WBE is entitled to credit for the total value of transportation services provided by non-MBE/WBE lessees not to exceed the value of transportation services provided by MBE/WBE-owned trucks on the contract. Additional participation by non-MBE/WBE lessees receives credit only for the fee or commission it receives as a result of the lease arrangement. The value of services performed under lease agreements between the MBE/WBE and Contractor will not count towards the contract requirement.
 - (f) For purposes of this paragraph, a lease shall indicate that the MBE/WBE has exclusive use of and control over the truck. This does not preclude the leased truck from working for others during the term of the lease with the consent of the MBE/WBE, so long as the lease gives the MBE/WBE absolute priority for use of the leased truck. Leased trucks shall display the name and identification number of the MBE/WBE.
- (D) A contractor may count toward its MBE/WBE goals 60 percent of its expenditures for materials and supplies required to complete the contract and obtained from MBE/WBE regular dealer and 100 percent of such expenditures to a MBE/WBE manufacturer.
- (E) A contractor may count toward its MBE/WBE goals the following expenditures to MBE/WBE firms that are not manufacturers or regular dealers:

- (1) The fees or commissions charged by a MBE/WBE firm for providing a bona fide service, such as professional, technical, consultant, or managerial services, or for providing bonds or insurance specifically required for the performance of a DOT-assisted contract, provided the fees or commissions are determined to be reasonable and not excessive as compared with fees and commissions customarily allowed for similar services.
- (2) The fees or commissions charged for assistance in the procurement of the materials and supplies, or for transportation charges for the delivery of materials or supplies required on a job site (but not the cost of the materials and supplies themselves), provided the fees are not from a manufacturer or regular dealer and provided the fees are determined to be reasonable and not excessive as compared with fees customarily allowed for similar services.

Good Faith Effort for Projects with Goals more than Zero

If the MBE/WBE participation submitted in the bid by the apparent lowest responsive bidder does not meet or exceed the MBE/WBE contract goals, the apparent lowest responsive bidder shall submit to the Department documentation of its good faith efforts made to reach each contract goal. One complete set and one copy of this information shall be received in the office of the State Bridge Management Engineer no later than 2:00 pm of the sixth calendar day following opening of bids. Where the information submitted includes repetitious solicitation letters it will be acceptable to submit a representative letter along with a distribution list of the firms that were solicited. Documentation of MBE/WBE quotations shall be a part of the good faith effort submittal as necessary to demonstrate compliance with the factors listed below which the Department considers in judging good faith efforts. This documentation may include written subcontractor quotations, telephone log notations of verbal quotations, or other types of quotation documentation.

The following factors will be used to determine if the bidder has made adequate good faith effort:

- (A) Whether the bidder attended any pre-bid meetings that were scheduled by the Department to inform MBE/WBEs of subcontracting opportunities.
- (B) Whether the bidder provided solicitations through all reasonable and available means (e.g. advertising in newspapers owned and targeted to the MBE/WBEs at least 10 calendar days prior to bid opening). Whether the bidder provided written notice to all MBE/WBEs listed in the NCDOT Directory of Transportation Firms, within the Divisions and surrounding Divisions where the project is located, that specialize in the areas of work (as noted in the MBE/WBE Directory) that the bidder will be subletting.
- (C) Whether the bidder followed up initial solicitations of interests by contacting MBE/WBEs to determine with certainty whether they were interested. If a reasonable amount of MBE/WBEs within the targeted Divisions do not provide an intent to quote or no MBE/WBEs specialize in the subcontracted areas, the bidder shall notify MBE/WBEs outside of the targeted Divisions that specialize in the subcontracted

areas, and call the Director of Business and Opportunity Workforce Development to give notification of the bidder's inability to get MBE/WBE quotes.

- (D) Whether the bidder selected portions of the work to be performed by MBE/WBEs in order to increase the likelihood of meeting the contract goals. This includes, where appropriate, breaking out contract work items into economically feasible units to facilitate MBE/WBE participation, even when the bidder might otherwise perform these work items with its own forces.
- (E) Whether the bidder provided interested MBE/WBEs with adequate and timely information about the plans, specifications and requirements of the contract.
- (F) Whether the bidder negotiated in good faith with interested MBE/WBEs without rejecting them as unqualified without sound reasons based on a thorough investigation of their capabilities. Any rejection should be noted in writing with a description as to why an agreement could not be reached.
- (G) Whether quotations were received from interested MBE/WBE firms but rejected as unacceptable without sound reasons why the quotations were considered unacceptable.
- (H) Whether the bidder specifically negotiated with subcontractors to assume part of the responsibility to meet the contract MBE/WBE goals when the work to be sublet includes potential for MBE/WBE participation.
- (I) Whether the bidder made any efforts and/or offered assistance to interested MBE/WBEs in obtaining the necessary equipment, supplies, materials, insurance, and/or bonding to satisfy the work requirements in the bid proposal.
- (J) Any other evidence that the bidder submits which show that the bidder has made reasonable good faith efforts to meet the contract goal.

If a bidder is the apparent lowest responsive bidder on more than one project within the same letting located in the same geographic area of the state, as a part of the good faith effort the Department will consider allowing the bidder to combine the MBE participation as long as the MBE overall goal value of the combined projects is achieved.

If a bidder is the apparent lowest responsive bidder on more than one project within the same letting located in the same geographic area of the state, as a part of the good faith effort the Department will consider allowing the bidder to combine the WBE participation as long as the WBE overall goal value of the combined projects is achieved.

If the Department does not award the contract to the apparent lowest responsive bidder, the Department reserves the right to award the contract to the next lowest responsive bidder that can satisfy the Department that the contract goal can be met or that adequate good faith efforts have been made to meet the goal.

MBE/WBE Replacement

The Contractor shall not terminate a committed MBE/WBE subcontractor for convenience or perform the work with its own forces or those of an affiliate. If the Contractor fails to demonstrate reasonable efforts to replace a committed MBE/WBE firm that does not perform as intended with another committed MBE/WBE firm or completes the work with its own forces without the Engineer's approval, the Contractor may be disqualified from further bidding for a period of up to 6 months.

The Contractor shall comply with the following for replacement of committed MBE/WBE.

(A) Performance Related Replacement

When a MBE/WBE is terminated or fails to complete its work on the contract for any reason, the Contractor shall take all necessary, reasonable steps to replace the MBE/WBE subcontractor with another MBE/WBE subcontractor to perform at least the same amount of work as the MBE/WBE that was terminated. The Contractor is encouraged to first attempt to find another MBE/WBE firm to do the same work as the MBE/WBE that was being terminated.

To demonstrate necessary, reasonable good faith efforts, the Contractor shall document the steps they have taken to replace any MBE/WBE subcontractor who is unable to perform successfully with another MBE/WBE subcontractor. Such documentation shall include but not be limited to the following:

- (1) Copies of written notification to MBE/WBEs that their interest is solicited in subcontracting the work defaulted by the previous MBE/WBE subcontractor or in subcontracting other items of work in the contract.
- (2) Efforts to negotiate with MBE/WBEs for specific subbids including, at a minimum:
 - (a) The names, addresses, and telephone numbers of MBE/WBEs who were contacted.
 - (b) A description of the information provided to MBE/WBEs regarding the plans and specifications for portions of the work to be performed.
- (3) For each MBE/WBE contacted but rejected as unqualified, the reasons for the Contractor's conclusion.
- (4) Efforts made to assist the MBE/WBEs contacted, if needed, in obtaining bonding or insurance required by the Contractor.

(B) Decertification Replacement

- (1) When a committed MBE/WBE is decertified by the Department after a Request for Subcontract has been received by the Department, the Department will not require the Prime Contractor to solicit replacement MBE/WBE participation equal to the remaining work to be performed by the decertified firm. The participation equal to the remaining work performed by the decertified firm will count toward the contract requirement.
- (2) When a committed MBE/WBE is decertified prior to the Department receiving a Request for Subcontract for the named MBE/WBE firm, the Prime Contractor shall take all necessary and reasonable steps to replace the MBE/WBE subcontractor with another MBE/WBE subcontractor to perform at least the same amount of work to meet the contract goal or demonstrate that it has made a good faith effort to do so.

Changes in the Work

When the Engineer makes changes that result in the reduction or elimination of work to be performed by a committed MBE/WBE, the Contractor will not be required to seek additional participation. When the Engineer makes changes that result in additional work to be performed by a MBE/WBE based upon the Contractor's commitment, the MBE/WBE shall participate in additional work to the same extent as the MBE/WBE participated in the original contract work.

When the Engineer makes changes that result in extra work, which has more than a minimal impact on the contract amount, the Contractor shall seek additional participation by MBE/WBEs unless otherwise approved by the Engineer.

When the Engineer makes changes that result in an alteration of plans or details of construction and a portion or all of work had been expected to be performed by a committed MBE/WBE, the Contractor shall seek participation by MBE/WBEs unless otherwise approved by the Engineer.

When the Contractor requests changes in the work that result in the reduction or elimination of work that the Contractor committed to be performed by a MBE/WBE, the Contractor shall seek additional participation by MBE/WBEs equal to the reduced MBE/WBE participation caused by the changes.

Reports

All requests for subcontracts involving MBE/WBE subcontractors shall be accompanied by a certification executed by both the Prime Contractor and the MBE/WBE subcontractor attesting to the agreed upon unit prices and extensions for the affected contract items. This information shall be submitted on the Department Form RS-1-D, located at: <http://www.ncdot.org/doh/forms/files/FORMRS-1-D.doc> unless otherwise approved by the Engineer. The Department reserves the right to require copies of actual subcontract agreements involving MBE/WBE subcontractors.

Within 30 calendar days of entering an agreement with a MBE/WBE for materials, supplies or services, not otherwise documented by a Request for Subcontract as specified above, the Contractor shall furnish the Engineer a copy of the agreement. The documentation should also indicate the percentage (60% or 100%) of expenditures claimed for MBE/WBE credit.

All certifications will be considered a part of the project records, and consequently will be subject to penalties under State Law associated with falsifications of records related to projects.

Commitment

MBE/WBE firms submitted with the Letter of Intent to participate in the work shall be used unless otherwise approved by the Department. Provisions for replacement of MBE/WBE firms are included in this provision.

Reporting MBE/WBE Participation

- (A) The Contractor shall provide the Engineer with an accounting of payments made to MBE/WBE firms, including material suppliers, contractors at all levels (prime, subcontractor, or second tier subcontractor). This accounting shall be furnished to the Engineer for any given month by the end of the following month. Failure to submit this information accordingly may result in the following action:
 - (1) Withholding of money due in the next partial pay estimate; or
 - (2) Removal of an approved contractor from the prequalified bidders list or the removal of other entities from the approved subcontractors list.
- (B) The Contractor shall report the accounting of payments on the Department's MBE/WBE Subcontractor Payment Information Form DBE-IS, which is available at <http://www.ncdot.org/doh/forms/files/DBE-IS.xls>. This shall be reported to the (Officer/Engineer).
- (C) Contractors reporting transportation services provided by non-MBE/WBE lessees shall evaluate the value of services provided during the month of the reporting period only.

Prior to payment of the final estimate, the Contractor shall furnish an accounting of total payment to each MBE/WBE. A responsible fiscal officer of the payee contractor, subcontractor, or second tier subcontractor who can attest to the date and amounts of the payments shall certify that the accounting is correct.

While each contractor (prime, subcontractor, 2nd tier subcontractor) is responsible for accurate accounting of payments to MBE/WBEs, it shall be the prime contractor's responsibility to report all monthly and final payment information in the correct reporting manner.

Because NCDOT funding is being used to fund this project, failure on the part of the Contractor to submit the required information in the time frame specified may result in the

disqualification of that contractor and any affiliate companies from further bidding on any NCDOT funded projects until the required information is submitted.

Because NCDOT funding is being used to fund this project, failure on the part of any subcontractor to submit the required information in the time frame specified may result in the disqualification of that contractor and any affiliate companies from further working on any State or Federally funded projects until the required information is submitted.

Failure to Meet Contract Requirements

Failure to meet contract requirements in accordance with Article 102-16(J) of the *Standard Specifications* may be cause to disqualify the Contractor.

LIABILITY INSURANCE:

(11-18-08)

SP1 G80

Page 1-68, Article 107-16 is amended to include the following as the first, second, third and fourth paragraphs:

The Contractor shall be liable for any losses resulting from a breach of the terms of this contract. The Contractor shall be liable for any losses due to the negligence or willful misconduct of its agents, assigns and employees including any sub-contractors which causes damage to others for which the Department is found liable under the Torts Claims Act, or in the General Courts of Justice, provided the Department provides prompt notice to the Contractor and that the Contractor has an opportunity to defend against such claims. The Contractor shall not be responsible for punitive damages.

The Contractor shall at its sole cost and expense obtain and furnish to the Department an original standard ACORD form certificate of insurance evidencing commercial general liability with a limit for bodily injury and property damage in the amount of \$5,000,000.00 per occurrence and general aggregate, covering the Contractor from claims or damages for bodily injury, personal injury, or for property damages which may arise from operating under the contract by the employees and agents of the Contractor. The required limit of insurance may be obtained by a single general liability policy or the combination of a general liability and excess liability or umbrella policy. The State of North Carolina shall be named as an additional insured on this commercial general liability policy. The policy may contain the following language as relates to the State as an additional insured: "This insurance with respect to the additional insured applies only to the extent that the additional insured is held liable for your or your agent's acts or omissions arising out of and in the course of operations performed for the additional insured."

The Contractor shall maintain all legally required insurance coverage, including without limitation, worker's compensation and vehicle liability, in the amounts required by law. Providing and maintaining adequate insurance coverage is a material obligation of the contractor and is of the essence of this contract. All such insurance shall meet all laws of the State of North Carolina. Such insurance coverage shall be obtained from companies that are authorized to provide such coverage and that are authorized by the Commissioner of

Insurance to do business in North Carolina. The Contractor shall at all times comply with the terms of such insurance policies.

Upon execution of the contract, provide evidence of the above insurance requirements to the Engineer.

PROGRESS SCHEDULE:

(12-18-07)

SP1 G70

Revise the *2006 Specifications* as follows:

Page 1-72, Article 108-2 Progress Schedule, delete in its entirety and replace with the following:

The Contractor shall prepare and submit for review and approval a schedule of proposed working progress. This schedule shall be submitted on forms supplied by the Engineer or in a format that is approved by the Engineer. A detailed Critical Path Method (CPM) schedule shall not be submitted to replace the progress schedule details required below.

The proposed progress schedule shall be submitted no later than 7 days prior to the date of the project preconstruction conference and shall be approved before any payments will be processed for the project.

When the Engineer has extended the completion date or if the project overrun is anticipated to exceed 5%, the Contractor may submit a revised progress schedule to the Engineer for review and approval. If plan revisions are anticipated to change the sequence of operations in such a manner as will effect the progress but not the completion date, then the Contractor may submit a revised progress schedule for review and approval but the completion date shall remain unchanged.

The proposed progress schedule shall contain the following items:

- (A) A time scale diagram with major work activities and milestone dates clearly labeled.
- (B) A cash curve corresponding to the milestones and work activities established above.
- (C) A written narrative that explains the sequence of work, the controlling operation(s), intermediate completion dates, milestones, project phasing, anticipated work schedule, and estimated resources. In addition, explain how permit requirements, submittal tracking, and coordination with subcontractors, utility companies and other entities will be performed.

Major work activities are defined as components comprising more than 5% of the total project cost or occupying more than 10% of total contract time and shall include, if applicable, the following:

- Clearing and grubbing
- Grading
- Drainage
- Soil stabilization
- Aggregate base course
- Pavement
- Culverts
- Bridges (including removal)
- Signals, ITS, and lighting
- Overhead signs

Major Milestones are derived from the project construction phasing and shall include, if applicable, the following:

- Start of construction
- Intermediate completion dates or times
- Seasonal limitation/observation periods/moratoriums
- Traffic shifts
- Beginning and end of each traffic control phase or work area
- Road openings
- Completion date

STANDARD SPECIAL PROVISION**PLANT AND PEST QUARANTINES****(Imported Fire Ant, Gypsy Moth, Witchweed, And Other Noxious Weeds)**

(3-18-03)

Z-04a

Within quarantined area

This project may be within a county regulated for plant and/or pests. If the project or any part of the Contractor's operations is located within a quarantined area, thoroughly clean all equipment prior to moving out of the quarantined area. Comply with federal/state regulations by obtaining a certificate or limited permit for any regulated article moving from the quarantined area.

Originating in a quarantined county

Obtain a certificate or limited permit issued by the N.C. Department of Agriculture/United States Department of Agriculture. Have the certificate or limited permit accompany the article when it arrives at the project site.

Contact

Contact the N.C. Department of Agriculture/United States Department of Agriculture at 1-800-206-9333, 919-733-6932, or <http://www.ncagr.com/plantind/> to determine those specific project sites located in the quarantined area or for any regulated article used on this project originating in a quarantined county.

Regulated Articles Include

1. Soil, sand, gravel, compost, peat, humus, muck, and decomposed manure, separately or with other articles. This includes movement of articles listed above that may be associated with cut/waste, ditch pulling, and shoulder cutting.
2. Plants with roots including grass sod.
3. Plant crowns and roots.
4. Bulbs, corms, rhizomes, and tubers of ornamental plants.
5. Hay, straw, fodder, and plant litter of any kind.
6. Clearing and grubbing debris.
7. Used agricultural cultivating and harvesting equipment.
8. Used earth-moving equipment.
9. Any other products, articles, or means of conveyance, of any character, if determined by an inspector to present a hazard of spreading imported fire ant, gypsy moth, witchweed or other noxious weeds.

TWELVE MONTH GUARANTEE:

(7-15-03)

SP1 G145

- (A) The Contractor shall guarantee materials and workmanship against latent and patent defects arising from faulty materials, faulty workmanship or negligence for a period of twelve months following the date of final acceptance of the work for maintenance and shall replace such defective materials and workmanship without cost to the Department. The Contractor will not be responsible for damage due to faulty design, normal wear and tear, for negligence on the part of the Department, and/or for use in excess of the design.
- (B) Where items of equipment or material carry a manufacturer's guarantee for any period in excess of twelve months, then the manufacturer's guarantee shall apply for that particular piece of equipment or material. The Department's first remedy shall be through the manufacturer although the Contractor is responsible for invoking the warranted repair work with the manufacturer. The Contractor's responsibility shall be limited to the term of the manufacturer's guarantee. NCDOT would be afforded the same warranty as provided by the Manufacturer.

This guarantee provision shall be invoked only for major components of work in which the Contractor would be wholly responsible for under the terms of the contract. Examples would include pavement structures, bridge components, and sign structures. This provision will not be used as a mechanism to force the Contractor to return to the project to make repairs or perform additional work that the Department would normally compensate the Contractor for. In addition, routine maintenance activities (i.e. mowing grass, debris removal, ruts in earth shoulders,) are not parts of this guarantee.

Appropriate provisions of the payment and/or performance bonds shall cover this guarantee for the project.

To ensure uniform application statewide the Division Engineer will forward details regarding the circumstances surrounding any proposed guarantee repairs to the Chief Engineer for review and approval prior to the work being performed.

LEGAL RELATIONS AND RESPONSIBILITY TO PUBLIC:

(12-19-06)(Rev 3-16-10)

SP1 G151

Revise the *2006 Standard Specifications* as follows:

Page 1-60, 107-2 Assignment of Claims Void, replace the reference from *G.S. 143-3.3* to *G.S. 143B-426.40A*.

Page 1-69, 107-18 Contractor's Responsibility for Work, in the first paragraph, last sentence, replace the word *legally* with the word *contractually*.

GIFTS FROM VENDORS AND CONTRACTORS:

(12-15-09)

SP1 G152

By Executive Order 24, issued by Governor Perdue, and *N.C. G.S. § 133-32*, it is unlawful for any vendor or contractor (i.e. architect, bidder, contractor, construction manager, design professional, engineer, landlord, offeror, seller, subcontractor, supplier, or vendor), to make gifts or to give favors to any State employee of the Governor's Cabinet Agencies (i.e. Administration, Commerce, Correction, Crime Control and Public Safety, Cultural Resources, Environment and Natural Resources, Health and Human Services, Juvenile Justice and Delinquency Prevention, Revenue, Transportation, and the Office of the Governor). This prohibition covers those vendors and contractors who:

- (1) have a contract with a governmental agency; or
- (2) have performed under such a contract within the past year; or
- (3) anticipate bidding on such a contract in the future.

For additional information regarding the specific requirements and exemptions, vendors and contractors are encouraged to review Executive Order 24 and *G.S. § 133-32*.

Executive Order 24 also encouraged and invited other State Agencies to implement the requirements and prohibitions of the Executive Order to their agencies. Vendors and contractors should contact other State Agencies to determine if those agencies have adopted Executive Order 24.

LISTING OF MBE/WBE SUBCONTRACTORS

Sheet _____ of _____

FIRM NAME AND ADDRESS	MBE or WBE	ITEM NO.	ITEM DESCRIPTION	* AGREED UPON UNIT PRICE	** DOLLAR VOLUME OF ITEM

Contract No. _____ County _____ Firm _____

This form must be completed in order for the Bid to be considered responsive and be publicly read.
Bidders with no MBE/WBE participation must so indicate this on the form by entering the word or number *zero*.

STANDARD SPECIAL PROVISION**ERRATA**

(7-21-09)

Z-4

Revise the *Standard Specifications for Roads and Structures July 2006* on all projects as follows:

Division 1

Page 1-1, replace AREA - American Railway Engineering Association with *American Railway Engineering and Maintenance of Way Association*.

Page 1-7, remove -L- in middle of page after INVITATION TO BID and before LABORATORY.

Page 1-25, 102-16(R), move 2nd paragraph to left margin. It is not a part of this subarticle, but part of the entire article.

Division 2

Page 2-9, Subarticle 225-1(C), 1st paragraph, 2nd line, last word, add a "d" to make the word grade become *graded*.

Page 2-15, Subarticle 226-3, 5th paragraph, first line, replace the word *in* with the word *is*.

Page 2-23, Subarticle 235-4(B)(9), at the end of the sentence, replace finished greater with finished *grade*.

Page 2-28, Article 260-3, First paragraph, second line, remove the word *foot*.

Division 3

Page 3-13, Article 340-4, Second paragraph, change Flowable Backfill to Flowable *Fill*

Division 4

Page 4-29, Article 420-13(A) Description, change reference from Section 1082 to *Article 1081-6*.

Page 4-40 Subarticle 420-17(F) first line, change Subarticle 420-17(B) to *(B) herein*.

Page 4-70, Article 442-13(B) Second sentence, change SSPC Guide 6I to SSPC Guide **6**.

Pages 4-72, 4-74, 4-76, at the top of the page, substitute the heading Section 452 with Section **450**.

Page 4-79, at the top of the page, substitute the heading Section 450 with Section **452**

Page 4-80, change 452-7 to 452-6 at the top of the page.

Page 4-80, change Pay Item ____ Steel Pile Retaining Walls, to *Sheet* Pile Retaining Walls.

Page 4-88, 462-4, Title, Replace last word Measurement with the word **PAYMENT**

Division 5

Page 5-8, Article 501-15 Measurement and Payment, delete the 4th paragraph that begins The quantity of lime, measured as provided ...

Page 5-14, Article 520-11 Measurement and Payment, first paragraph, second line, delete *will be*.

Division 6

Page 6-3, Article 600-9, 2nd Paragraph on this page, replace 818-5 with 818-4.

Pages 6-30 and 31, Subarticle 610-3(A)(13) Move 2 paragraphs from the margin to the right under the number (13).

Page 6-43, Article 610-8, 4th paragraph, remove the first *the*

Page 6-44, 2nd full paragraph, 1st sentence, delete the first *and* and add *transverse* just before cross-slope control.

Page 6-51, at the top of the page, add **610-14** on the same line, and just before the heading MAINTENANCE.

Page 6-53, Article 620-4 sixth paragraph, second line; the word that should be *which*.

Page 6-66, title, Replace EXISTNG with **EXISTING**

Page 6-66, Article 657-1, Description, first sentence, replace PS/AR (hot-poured rubber asphalt with *hot applied joint sealer*.

Page 6-66, Article 657-2, replace PS/AR (Hot-Poured Rubber Asphalt with the following:

Item	Section
<i>Hot Applied Joint Sealer</i>	1028-2

Page 6-67, at the top of the page, substitute the heading Section 654 with Section **657**.

Page 6-67, Article 657-3 Construction Methods, 2nd paragraph, replace PS/AR sealant with *hot applied joint sealer*.

Page 6-71, 660-9(B)(1), Replace the first sentence of the first paragraph with the following:

Using the quantities shown in Table 660-1, apply asphalt material to the existing surface followed by an application of No. 78 M or lightweight aggregate.

Page 6-89; Add a period at the end of the last sentence at the bottom of the page.

Page 6-90, Article 663-5, first paragraph, first sentence, change 50oF to **50°F**; third paragraph, fourth sentence change 325oF to **325°F**.

Division 7

Page 7-12, at the top of the page, substitute the heading Section 710 with Section **700**.

Page 7-15, Article 710-9, 4th paragraph, last line, change 710-11(B) to 710-10(B).

Division 8

Page 8-13, Article 808-3, 4th Paragraph, third line, replace Eexcavation with *Excavation*

Page 8-35, Article 848-2, Item: Replace Cncrete with *Concrete*

Division 9

Page 9-2, add **901-3** just before CONSTRUCTION METHODS

Division 10

Page 10-12, near bottom of page add **(C)** before Proportioning and Mixing of Modified Compositions, which should be bold type.

Page 10-28, at the top of the page, substitute Section 1006 for 1005.

Page 10-54, Subarticle 1018-2A), First line, substitute **(B)** for II, third line, substitute **(B)(2)** for II-b.

Pages 10-56, 10-58, 10-60 at the top of the page, substitute Section 1018 with Section **1020**.

Page 10-84, Table 1042-1, Class 2, Maximum, change from 23r to **23**.

Page 10-84, Article 1042-2 Testing, last sentence, replace the word alterations with the word **cycles**.

Page 10-100, Table 1056-1, replace on the line for Trapezoidal Tear Strength:

Type 1	Type 2	Type 3		Type 4
		Class A	Class B	Soil Stabilization
45 lb	75 lb	--	--	75 lb

Page 10-116, Subarticle 1070-10, first paragraph, second sentence, add **or** just before cold-forged sleeve.

Pages 10-136 through 10-147, at the top of the page, substitute Section 1074 with Section **1072**.

Page 10-157, Article 1077-11, first paragraph, change the reference from Subarticle 420-18(B) to Subarticle 420-**17(B)**.

Page 10-200, Subarticle 1080-14(B), change reference to ASTM D3359

Page 10-211, at the top of the page, substitute Section 1081 with Section **1082**.

Page 10-229, add **1088-6 BLANK** on the line above 1088-7 TUBULAR MARKERS.

Page 10-244, add **1089-10 BLANK** and **1089-11 BLANK** on the lines just above 1089-12 FLAGGER.

Page 10-272, delete Article 1098-6 in its entirety. Renumber Articles 1098-7 through 1098-17 as Articles 1098-6 through 1098-16 consecutively.

Division 12

Page 12-21 Add **1266-2** just before the heading MATERIALS.

Division 14

Page 14-33, Article 1413-6, first paragraph, first sentence, first line, replace made with **paid for**.

Division 15

- ❑ Page 15-2 add **1500-4** just before the heading WEEKEND, NIGHT AND HOLIDAY WORK.
- ❑ Page 15-4, Subarticle 1505-3(A)(2), replace the 2nd line with the following: *Provide shielding or shoring as required under Section 150 or as required elsewhere in the contract.*
- ❑ Page 15-5, add **1505-6** on the same line and just before the heading MEASUREMENT AND PAYMENT. (Remove the period after PAYMENT.)
- ❑ Page 15-6, Article 1505-6(3), delete *in Section 1175* and replace it with *elsewhere in the contract.*
- ❑ Page 15-8, add **1510-4** on the same line and just before the heading MEASUREMENT AND PAYMENT.
- ❑ Page 15-10, substitute **BLANK** for CONSTRUCTION REQUIREMENTS on the same line and just before 1515-4.
- ❑ Page 15-10, substitute **CONSTRUCTION REQUIREMENTS** for General Requirements
- ❑ Page 15-10, Article 1515-4, add **(D)** just before the bolded Fire Hydrants.
- ❑ Page 15-13, Article 1520-3, 8th paragraph, add *pipe* after diameter.
- ❑ Page 15-22, add **1540-3** on the same line and just before the heading CONSTRUCTION REQUIREMENTS.
- ❑ Page 15-28, Replace 1550-6 METHOD OF MEASUREMENT with **MEASUREMENT AND PAYMENT.**

Division 16

- ❑ Page 16-12, Subarticle 1632-1(C) ¼ Inch hardware cloth, change the minimum width from 24 inches to 48 inches.

Division 17

- ❑ Page 17-19, Subarticle 1725-2 Material, Second paragraph, change Article 1098-7 to 1098-8
- ❑ Page 17-20, Subarticle 1726-2 Material, Second paragraph, change Article 1098-8 to 1098-9

END

MINIMUM WAGES

(7-21-09)

Z-5

Federal: The Fair Labor Standards Act provides that with certain exceptions every employer must pay wages at the rate of not less than SEVEN DOLLARS AND TWENTY FIVE CENTS (\$7.25) per hour.

State: The North Carolina Minimum Wage Act provides that every employer shall pay to each of his employees wages at a rate of not less than SEVEN DOLLARS AND TWENTY FIVE CENTS (\$7.25) per hour.

The minimum wage paid to all skilled labor employed on this contract shall be SEVEN DOLLARS AND TWENTY FIVE CENTS (\$7.25) per hour.

The minimum wage paid to all intermediate labor employed on this contract shall be SEVEN DOLLARS AND TWENTY FIVE CENTS (\$7.25) per hour.

The minimum wage paid to all unskilled labor employed on this contract shall be SEVEN DOLLARS AND TWENTY FIVE CENTS (\$7.25) per hour.

This determination of the intent of the application of this act to the contract on this project is the responsibility of the contractor.

The Contractor shall have no claim against the Department of Transportation for any changes in the minimum wage laws, State or Federal. It is the responsibility of the Contractor to keep himself fully informed of all Federal and State Laws affecting his contract.

STANDARD SPECIAL PROVISION

AWARD OF CONTRACT

(6-28-77)

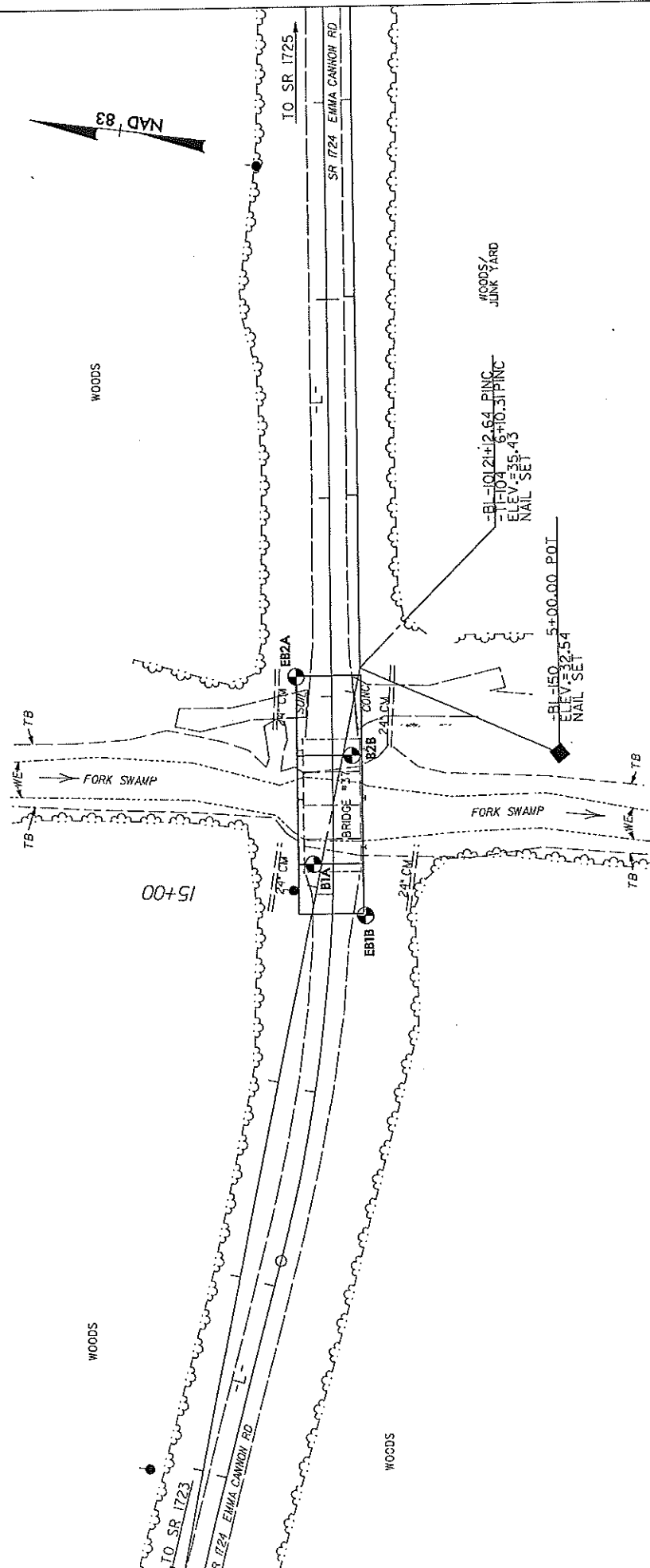
Z-6

The North Carolina Department of Transportation, in accordance with the provisions of Title VI of the Civil Rights Act of 1964 (78 Stat. 252) and the Regulations of the Department of Transportation (49 C.F.R., Part 21), issued pursuant to such act, hereby notifies all bidders that it will affirmatively insure that the contract entered into pursuant to this advertisement will be awarded to the lowest responsible bidder without discrimination on the grounds of race, color, or national origin.

ATTACHMENT B

GEOTECHNICAL BORING LOGS

The following Geotechnical Boring Logs are for information only and are not a part of this contract. These information are for investigation only and no accuracy is implied or guaranteed. No claim will be allowed as a result of the use of this information.



NOTES:

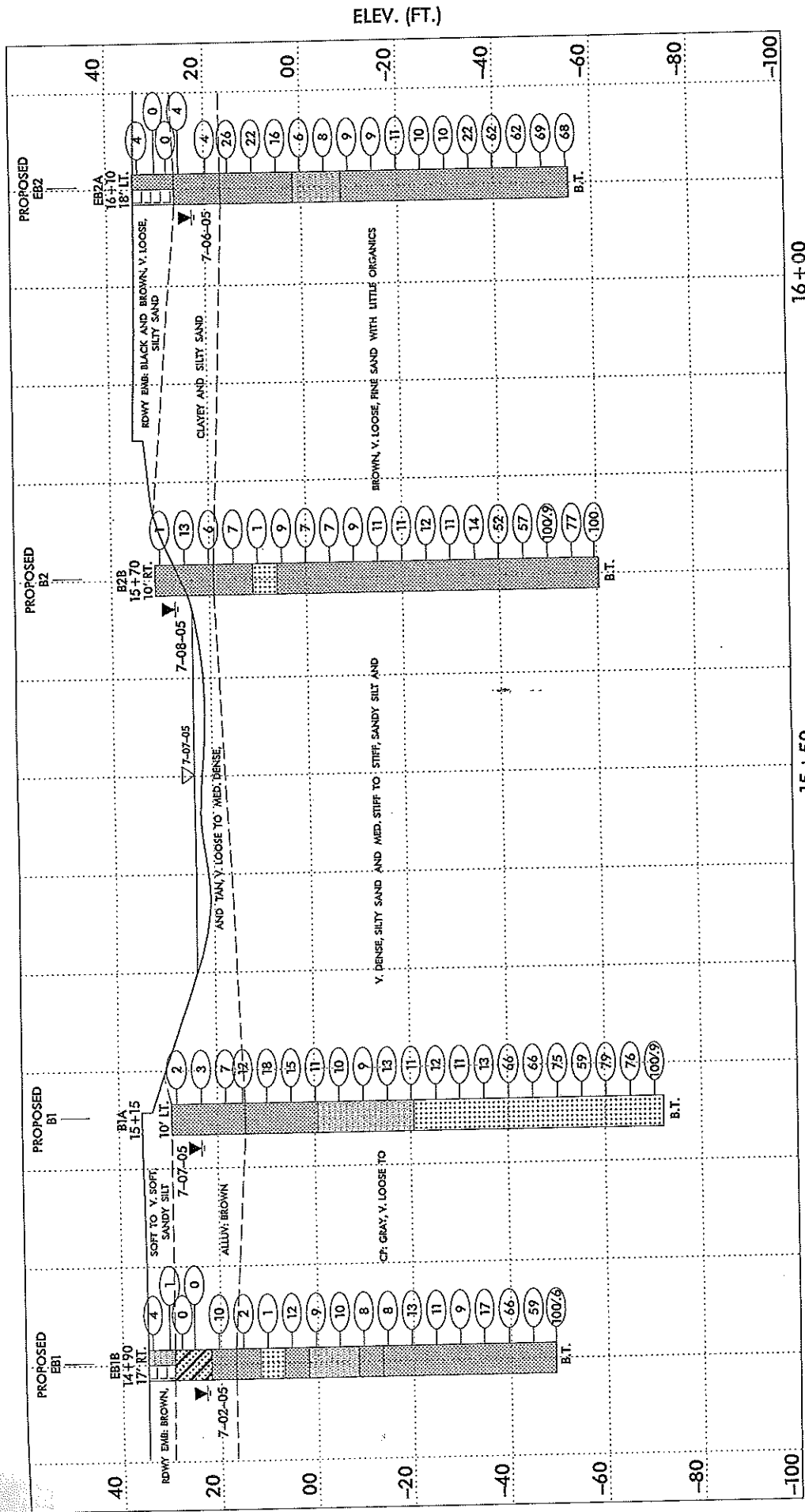
BENCH MARK: BL-150, -L- STA. 15+69.61, 115.59' RT., ELEVATION 32.54'

PLANS ADOPTED FROM HYDRAULIC REPORT FILES RECEIVED FROM MULKEY ENGINEERS AND CONSULTANTS, DATED 1-06-05

BORING LOCATION PLAN

NCDOT PROJECT #: MA2008
PITT CO., NC
BRIDGE #37 ON SR 1724 (EMMA CANNON RD.)
OVER FORK SWAMP





PROFILE 15' RIGHT OF -L-

NC DOT PROJECT #1: MA2008
PITTSBURGH, NC
BRIDGE #27 ON SR 24, TENNAMA
CANNON RD. OVER FORK SWAMP



HORIZONTAL SCALE



VERTICAL SCALE



BENCH MARK: BL-150, -L- STA. 15+69.61,
115.59' RIGHT, ELEVATION OF 32.54'



PROJECT NO. MA2008				ID.		COUNTY PITT				GEOLOGIST J. HOWARD					
SITE DESCRIPTION BRIDGE #37 ON SR 1724 (EMMA CANNON RD.) OVER FORK SWAMP										GROUND WATER (ft)					
BORING NO. EB1B		BORING LOCATION 14+90				OFFSET 17' RT.		ALIGNMENT -L-		0 HR. 12.0					
COLLAR ELEV. 34.9 ft		NORTHING				EASTING				24 HR. 12.0					
TOTAL DEPTH 84.1 ft		DRILL MACHINE D-50				DRILL METHOD MUD ROTARY				HAMMER TYPE AUTO					
DATE STARTED 7-01-05				COMPLETED 7-01-05				SURFACE WATER DEPTH N/A							
ELEV.	DEPTH	BLOW COUNT			BLOWS PER FOOT					SAMP.	LOG	SOIL AND ROCK DESCRIPTION			
(ft)	(ft)	0.5ft	0.5ft	0.5ft	0	20	40	60	80	100	NO.		MOI		
34.9					EXISTING GROUND										
	0.0	3	2	2	4								34.9	0.0	
	3.5				1						SS-9		34.8	0.1	ROOTMAT
30	6.0	1	WOH	1	1								29.4	5.5	ROWY EMB: BROWN, SOFT TO V. SOFT, SANDY SILT (A-4)
	8.5	1	WOH	WOH	0										
25		WOH	WOH	WOH	0						SS-1				ALLUV: BROWN, V. LOOSE, CLAYEY SAND (A-2-7) HIGHLY ORGANIC
	13.5												21.9	13.0	
20		1	4	6	10										ALLUV: TAN, LOOSE, SILTY SAND (A-2-4)
	18.5												16.9	18.0	
15		1	1	1	2										CP: DARK GRAY, V. LOOSE, SILTY SAND (A-2-4)
	23.5												11.9	23.0	
10		1	WOH	1	1										CP: BROWN, V. LOOSE, FINE SAND (A-3) WITH LITTLE ORGANICS
	28.5												6.9	28.0	
5		3	7	5	12										CP: GRAY, MED. DENSE, SILTY SAND (A-2-4)
	33.5												1.9	33.0	
0		2	3	6	9										CP: GRAY, STIFF, SANDY SILT (A-4)
	38.5														
-5		4	5	5	10						SS-2 30.5%				
	43.5												-8.6	43.5	CP: GRAY, LOOSE, CLAYEY SAND (A-2-4)
-10		4	3	5	8										
	48.5												-13.6	48.5	
-15		2	3	5	8										CP: GRAY, LOOSE TO V. DENSE, SILTY SAND (A-2-4)
	53.5														
-20		3	5	8	13										
	58.5														
-25		4	4	7	11										
	63.5														
-30		3	4	5	9										
	68.5														
-35		5	6	11	17										
	73.5														
-40		19	29	37	66										
	78.5														
-45		10	27	32	59										
	83.5														
		80	20/1							100/6			-49.2	84.1	BORING TERMINATED AT ELEV. -49.2' IN CP: GRAY, SILTY SAND



2736 ROWLAND ROAD
RALEIGH, NORTH CAROLINA 27615
Phone (919) 871-0800 Fax (919) 871-0803

N.C.D.O.T. GEOTECHNICAL UNIT
BORING LOG

SHEET 1 OF 1

PROJECT NO. MA2008				ID.		COUNTY PITT		GEOLOGIST J. HOWARD						
SITE DESCRIPTION BRIDGE #37 ON SR 1724 (EMMA CANNON RD.) OVER FORK SWAMP								GROUND WATER (ft)						
BORING NO. B2B		BORING LOCATION 15+70			OFFSET 10' RT.		ALIGNMENT -L-		0 HR. 12.0					
COLLAR ELEV. 31.1 ft		NORTHING			EASTING			24 HR. 4.0						
TOTAL DEPTH 91.5 ft		DRILL MACHINE D-50			DRILL METHOD MUD ROTARY			HAMMER TYPE AUTO						
DATE STARTED 7-07-05				COMPLETED 7-07-05		SURFACE WATER DEPTH N/A								
ELEV.	DEPTH	BLOW COUNT			BLOWS PER FOOT					SAMP.	LOG	SOIL AND ROCK DESCRIPTION		
(ft)	(ft)	0.5ft	0.5ft	0.5ft	0	20	40	60	80	100			NO.	
31.1					EXISTING GROUND									
30	0.0	1	WOH	1	1						SS-10	31.1	ALLUV: BROWN AND TAN, V. LOOSE TO MED. DENSE, SILTY SAND (A-2-4)	0.0
25	5.0	4	5	8	13									
20	10.0	6	3	3	6							19.1	CP: GRAY, LOOSE, SILTY SAND (A-2-4)	12.0
15	15.0	3	3	4	7									
10	20.0	1	WOH	1	1						SS-5	11.1	CP: BROWN, V. LOOSE, FINE SAND (A-3) WITH LITTLE ORGANICS	20.0
5	25.0	4	5	4	9							6.1	CP: GRAY, LOOSE TO V. DENSE, SILTY SAND (A-2-4)	25.0
0	30.0	2	3	4	7									
-5	35.0	1	3	4	7									
-10	40.0	3	4	5	9						SS-6			
-15	45.0	3	4	7	11									
-20	50.0	3	5	6	11									
-25	55.0	3	4	8	12									
-30	60.0	3	4	7	11									
-35	65.0	3	6	8	14									
-40	70.0	11	18	34	52									
-45	75.0	15	26	31	57									
-50	80.0	25	40	60/4	100/8									
-55	85.0	29	38	39	77									
-60	90.0	19	29	71	100									

NCDOT_BORE_VARIABLE DEPTH 05-007 BRIDGE 37 - PITT CO.GPJ NCDOT.GDT 7/21/05

ATTACHMENT C

Bid Sheet and Execution of Contract

The contractor agrees to provide the services outlined in this proposal for the following fixed price:

Line #	ITEM NUMBER	Section #	ITEM DESCRIPTION	QUANTITY	UNIT	UNIT BID PRICE	AMOUNT BID
1	0000100000-N	800	MOBILIZATION	1	LS		
2	0134000000-E	240	DRAINAGE DITCH EXCAVATION	5	CY		
3	0248000000-N	SP	GENERIC GRADING ITEM (EXCAVATION AND EMBANKMENT)	1	LS		
4	0318000000-E	300	FOUNDATION CONDITIONING MATERIAL, MINOR STRUCTURES	60	TON		
5	0366000000-E	310	15" RC PIPE CULVERTS, CLASS III	36	LF		
6	0378000000-E	310	24" RC PIPE CULVERTS, CLASS III	478	LF		
7	0384000000-E	310	30" RC PIPE CULVERTS, CLASS III	28	LF		
8	0582000000-E	310	15" CS PIPE CULVERTS, 0.064" THICK	24	LF		
9	0636000000-E	310	15" CS PIPE ELBOWS, 0.064" THICK	2	EA		
10	1121000000-E	520	AGGREGATE BASE COURSE	140	TON		
11	1489000000-E	610	ASPHALT CONC BASE COURSE B25.0B	330	TON		
12	1519000000-E	610	ASPHALT CONC SURF COURSE S9.5B	280	TON		
13	1560000000-E	620	ASPHALT FOR PLANT MIX PG64-22	35	TON		
14	2286000000-N	840	MASONRY DRAINAGE STRUCTURE	6	EA		
15	2364000000-N	840	FRAME WITH TWO GRATES, STD 840.16	2	EA		
16	2367000000-N	840	FRAME WITH TWO GRATES, STD 840.29	2	EA		
17	2396000000-N	840	FRAME WITH TWO GRATES, STD 840.54	2	EA		
18	2556000000-E	846	SHOULDER BERM GUTTER	26	LF		
19	3030000000-E	862	STEEL BM GUARDRAIL	62.5	LF		
20	3195000000-N	862	GR ANCHOR UNITS, TYPE AT-1	2	EA		
21	3270000000-N	SP	GR ANCHOR UNITS, TYPE 350	2	EA		
22	3317000000-N	862	GR ANCHOR UNITS, TYPE B-77	4	EA		
23	3649000000-E	876	RIP RAP, CLASS B	25	TON		
24	6000000000-E	1605	TEMPORARY SILT FENCE	2205	LF		
25	6006000000-E	1610	STONE FOR EROSION CONT., CLASS A	115	TON		
26	6009000000-E	1610	STONE FOR EROSION CONT., CLASS B	60	TON		
27	6012000000-E	1610	SEDIMENT CONTROL STONE	80	TON		
28	6024000000-E	1622	TEMPORARY SLOPE DRAINS	200	LF		
29	6027000000-N	1622	INLET PROT. AT TEMP. SLOPE DRAINS	4	EA		
30	6029000000-E	SP	SAFETY FENCE	650	LF		
31	6030000000-E	1630	SILT EXCAVATION	55	CY		
32	6036000000-E	1631	MATTING FOR EROSION CONTROL	1500	SY		
33	6042000000-E	1632	1/4" HARDWARE CLOTH	325	LF		
34	6133000000-N	SP	GENERIC EROSION CONTROL ITEM	1	LS		

35	8035000000-N	402	REM OF EXIST STR. AT STA. 15+50.26	1	LS	_____	_____
36	8210000000-N	422	BRDG APPROACH SLAB, STA. 15+50.26	1	LS	_____	_____
37	8350000000-E	450	24" PRESTRESSED CONC PILES	660	LF	_____	_____
38	8365000000-E	450	HP12X53 GALVANIZED PILES	1085	LF	_____	_____
39	8608000000-E	876	RIP RAP II (2'-0")	395	TON	_____	_____
40	8622000000-E	876	FILTER FABRIC FOR DRAINAGE	734	SY	_____	_____
41	8765000000-N	SP	CONSTRUCTION OF SUBSTRUCTURE	1	LS	_____	_____
42	8766000000-N	SP	CONSTRUCTION OF SUPERSTRUCTURE	1	LS	_____	_____

TOTAL PROJECT BID _____

EXECUTION OF PROPOSAL

DATE: _____

In compliance with the foregoing request for proposals and subject to all terms and conditions thereof, the undersigned offers and agrees, if this proposal is accepted, to furnish the services for the prices quoted.

TOTAL PROJECT BID: \$ _____

CONTRACTOR: _____

ADDRESS: _____

CITY: _____ STATE: _____ ZIP CODE: _____ PHONE: _____

BY: _____

TITLE: _____

(SIGNATURE)

(TYPED OR PRINTED NAME)

CONTRACTOR'S LICENSE NUMBER: _____

"N.C.G.S. § 133-32 and Executive Order 24 prohibit the offer to, or acceptance by, any State Employee of any gift from anyone with a contract with the State, or from any person seeking to do business with the State. By execution of any response in this procurement, you attest, for your entire organization and its employees or agents, that you are not aware that any such gift has been offered, accepted, or promised by any employees of your organization."

ACCEPTANCE OF PROPOSAL

AGENCY: N. C. DEPARTMENT OF TRANSPORTATION CITY AND STATE:
RALEIGH, NORTH CAROLINA

BY: _____, STATE BRIDGE MANAGEMENT ENGINEER
(SIGNATURE)

12/19/89

AWARD LIMITS ON MULTIPLE PROJECTS

It is the desire of the Proposer to be awarded contracts, the value of which will not exceed a total of \$ _____, for those projects indicated below on which bids are being opened on the same date as shown in the Proposal Form. Individual projects shall be indicated by placing the project number and county in the appropriate place below. Projects not selected will not be subject to an award limit.

_____ (Project Number)	_____ (County)
_____ (Project Number)	_____ (County)
_____ (Project Number)	_____ (County)
_____ (Project Number)	_____ (County)

*If a Proposer desires to limit the total amount of work awarded to him in this letting, he shall state such limit in the space provided above in the second line of this form.

It is agreed that in the event that I am (we are) the successful bidder on indicated projects, the total value of which is more than the above stipulated award limits, the Board of Transportation will award me (us) projects from among those indicated which have a total value not exceeding the award limit and which will result in the best advantage to the Department of Transportation.

**Signature of Authorized Person

**Only those persons authorized to sign bids under the provisions of Article 102-8, Item 7, shall be authorized to sign this form.

**EXECUTION OF CONTRACT
NON-COLLUSION AFFIDAVIT AND DEBARMENT CERTIFICATION**

CORPORATION

The Contractor being duly sworn, solemnly swears (or affirms) that neither he, nor any official, agent or employee has entered into any agreement, participated in any collusion, or otherwise taken any action which is in restraint of free competitive bidding in connection with this Contract, and that the Contractor intends to do the work with his own bonafide employees or subcontractors and did not bid for the benefit of another contractor.

By submitting this Execution of Contract, Non-Collusion affidavit and Debarment Certification, the Contractor is certifying his status under penalty of perjury under the laws of the United States in accordance with the Debarment Certification attached, provided that the Debarment Certification also includes any required statements concerning exception that are applicable.

SIGNATURE OF CONTRACTOR

Full name of Corporation

Address as Prequalified

Attest _____
Secretary/ Assistant Secretary
Select appropriate title

By _____
President/ Vice President/ Assistant Vice President
Select appropriate title

Print or type Signer's Name

Print or type Signer's Name

CORPORATE SEAL

AFFIDAVIT MUST BE NOTARIZED

NOTARY SEAL

Subscribed and sworn to before me this the

_____ day of _____, 20_____.

Signature of Notary Public

of _____ County.

State of _____.

My Commission Expires: _____

DEBARMENT CERTIFICATION OF CONTRACTOR

Conditions for certification:

1. The Contractor shall provide immediate written notice to the Department if at any time the Contractor learns that his certification was erroneous when he submitted his debarment certification or explanation that is on file with the Department, or has become erroneous because of changed circumstances.
2. The terms *covered transaction*, *debarred*, *suspended*, *ineligible*, *lower tier covered transaction*, *participant*, *person*, *primary covered transaction*, *principal*, *proposal*, and *voluntarily excluded*, as used in this provision, have the meanings set out in the Definitions and Coverage sections of the rules implementing Executive Order 12549. A copy of the Federal Rules requiring this certification and detailing the definitions and coverages may be obtained from the Contract Officer of the Department.
3. The Contractor agrees by submitting this form, that he will not knowingly enter into any lower tier covered transaction with a person who is debarred, suspended, declared ineligible, or voluntarily excluded from participation in NCDOT contracts, unless authorized by the Department.
4. For Federal Aid projects, the Contractor further agrees that by submitting this form he will include the Federal-Aid Provision titled *Required Contract Provisions Federal-Aid Construction Contract (Form FHWA PR 1273)* provided by the Department, without subsequent modification, in all lower tier covered transactions.
5. The Contractor may rely upon a certification of a participant in a lower tier covered transaction that he is not debarred, suspended, ineligible, or voluntarily excluded from the covered transaction, unless he knows that the certification is erroneous. The Contractor may decide the method and frequency by which he will determine the eligibility of his subcontractors.
6. Nothing contained in the foregoing shall be construed to require establishment of a system of records in order to render in good faith the certification required by this provision. The knowledge and information of a participant is not required to exceed that which is normally possessed by a prudent person in the ordinary course of business dealings.
7. Except as authorized in paragraph 3 herein, the Department may terminate any contract if the Contractor knowingly enters into a lower tier covered transaction with a person who is suspended, debarred, ineligible, or voluntarily excluded from participation in this transaction, in addition to other remedies available by the Federal Government.

DEBARMENT CERTIFICATION

The Contractor certifies to the best of its knowledge and belief, that it and its principals:

- a. Are not presently debarred, suspended, proposed for debarment, declared ineligible, or voluntarily excluded from covered transactions by any Federal department or agency;
- b. Have not within a three-year period preceding this proposal been convicted of or had a civil judgment Rendered against them for commission of fraud or a criminal offense in connection with obtaining, attempting to obtain, or performing a public (Federal, State or local) transaction or contract under a public transaction; violation of Federal or State antitrust statutes or commission of embezzlement, theft, forgery, bribery, falsification or destruction of records; making false statements; or receiving stolen property;
- c. Are not presently indicted for or otherwise criminally or civilly charged by a governmental entity (Federal, State or local) with commission of any of the offenses enumerated in paragraph b. of this certification; and
- d. Have not within a three-year period preceding this proposal had one or more public transactions (Federal, State or local) terminated for cause or default.
- e. If status changes, will submit a revised Debarment Certification immediately.

If the Contractor cannot certify that he is not debarred, he shall provide an explanation with this submittal. An explanation will not necessarily result in denial of participation in a contract.

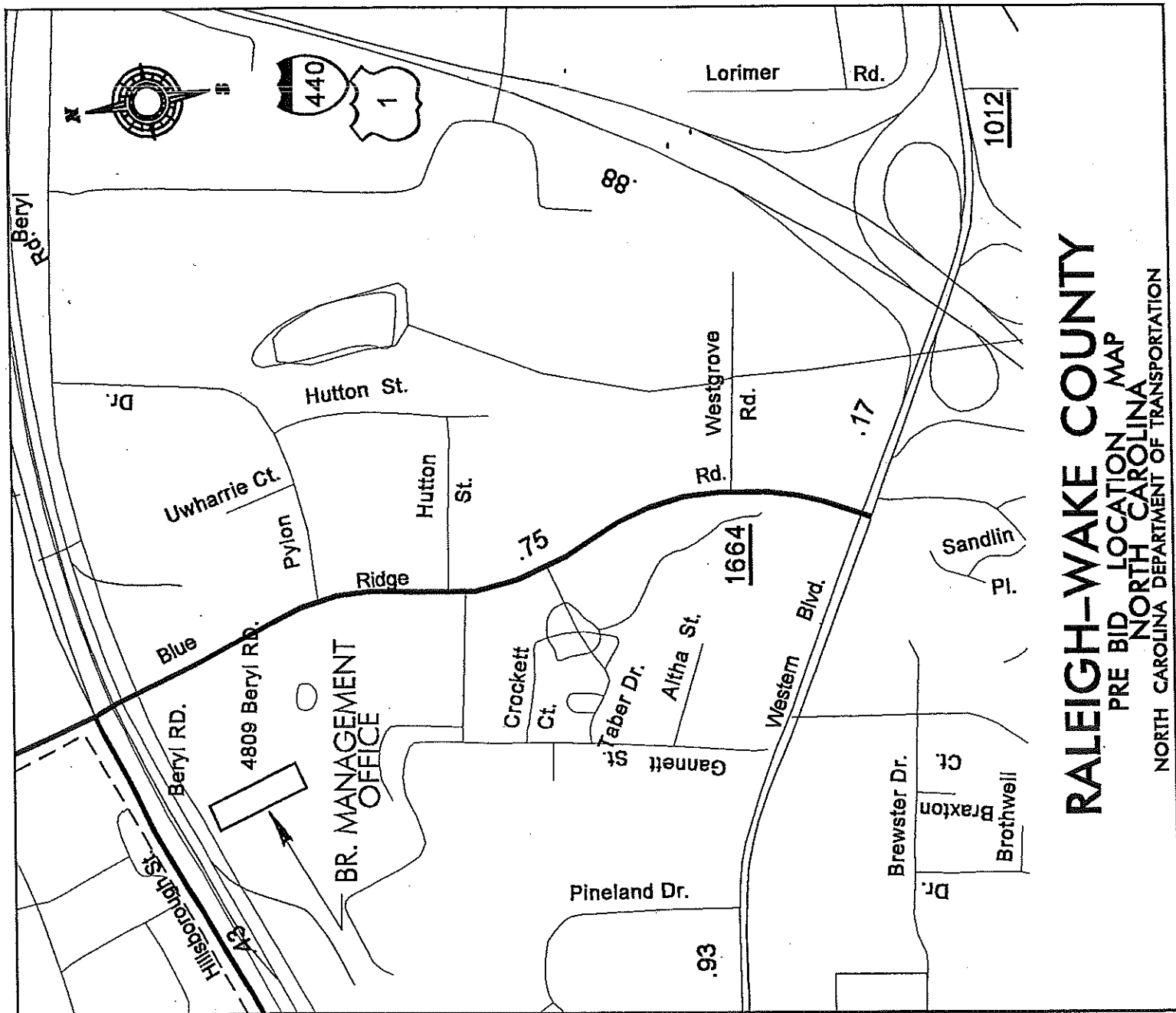
Failure to submit a non-collusion affidavit and debarment certification will result in the Contractor's bid being considered non-responsive

☐

Check here if an explanation is attached to this Certification.

ATTACHMENT D
Environmental Permit





RALEIGH-WAKE COUNTY

PRE BID LOCATION MAP
NORTH CAROLINA
NORTH CAROLINA DEPARTMENT OF TRANSPORTATION