


STATE OF NORTH CAROLINA  
**DEPARTMENT OF TRANSPORTATION**



STATE STRUCTURES MANAGEMENT UNIT

# **CONTRACT PROPOSAL**

CONTRACT/WBS NUMBER: DO00151/45438.3.24

ROUTE: I-40 COUNTY: Iredell

DESCRIPTION: Bridge No. 96 & 102 in Iredell County – Deck Overlay with Latex Modified Concrete

BID OPENING: 2:00 PM, March 22, 2012

**NOTICE:**

ALL BIDDERS SHALL COMPLY WITH ALL APPLICABLE LAWS REGULATING THE PRACTICE OF GENERAL CONTRACTING AS CONTAINED IN CHAPTER 87 OF THE GENERAL STATUTES OF NORTH CAROLINA WHICH REQUIRES THE BIDDER TO BE LICENSED BY THE N.C. LICENSING BOARD FOR CONTRACTORS WHEN BIDDING ON ANY NON-FEDERAL AID PROJECT WHERE THE BID IS \$30,000 OR MORE, EXCEPT FOR CERTAIN SPECIALTY WORK AS DETERMINED BY THE LICENSING BOARD. BIDDERS SHALL ALSO COMPLY WITH ALL OTHER APPLICABLE LAWS REGULATING THE PRACTICES OF ELECTRICAL, PLUMBING, HEATING AND AIR CONDITIONING AND REFRIGERATION CONTRACTING AS CONTAINED IN CHAPTER 87 OF THE GENERAL STATUTES OF NORTH CAROLINA.

NAME OF BIDDER \_\_\_\_\_

ADDRESS OF BIDDER \_\_\_\_\_

RETURN BIDS TO: **Mr. Rick Nelson, PE  
Asst. State Bridge Management Engineer  
1000 Birch Ridge Road  
Raleigh, NC 27610**

## TABLE OF CONTENTS

|  |       |
|--|-------|
| PRE-QUALIFYING TO BID -----                          | 2     |
| AVAILABILITY OF FUNDS -----                          | 2     |
| PREPARATION AND SUBMISSION OF BIDS -----             | 2     |
| AWARD OF CONTRACT -----                              | 3     |
| BID BOND OR BID DEPOSIT -----                        | 3     |
| PERFORMANCE BOND AND PAYMENT BOND REQUIREMENTS ----- | 4     |
| DELIVERY OF BIDS -----                               | 5     |
| GENERAL SPECIAL PROVISIONS -----                     | 6     |
| TWELVE MONTH GUARANTEE -----                         | 13    |
| PROJECT SPECIAL PROVISIONS -----                     | 15    |
| DISADVANTAGED BUSINESS ENTERPRISES -----             | 31    |
| ATTACHMENT (A) DECK EVALUATION SHEETS-----           | 44    |
| BID FORM -----                                       | 45-46 |

### APPENDIX:

EXECUTION OF CONTRACT  
FORM W-9

## **PRE-QUALIFYING TO BID**

In order to qualify to bid on this contract, all prospective Bidders shall be pre-qualified with the Department of Transportation prior to submitting a bid. Contractors who are not pre-qualified may obtain information and forms for pre-qualifying from:

Contractual Services Unit  
State Contractual Services Engineer  
Neal Galehouse, PE  
Tel: (919) 733-7174  
Fax: (919) 715-7378

All required pre-qualification statements and documents shall be filed with the State Contractual Services Engineer at least two weeks prior to the date of opening bids.

## **PUBLIC ADVERTISEMENT**

There will NOT be a Pre-Bid Conference for this project. Advertisement for this project is posted on our web site with the plans and proposal at: <http://www.ncdot.gov/business/letting/bridge/default.html>.

In order for Prospective Bidders to bid on these projects, the Prospective Bidders are required to send an email to Rick Nelson at: [enelson@ncdot.gov](mailto:enelson@ncdot.gov) requesting hard copies of the sealed proposals. Once the Prospective Bidders have requested the sealed hard copies of the proposals, the Prospective Bidders will then be put on the Bid List. **Hard copies of the proposals must be requested by March 13, 2012 for the Prospective Bidders to be eligible to bid on these projects.** Only Prospective Bidders, who are bidding as Prime Contractors, should submit e-mail requests for hard copies of the proposals. Sub-Contractors and suppliers may download unsealed plans and proposals from the website. Sealed plans may be downloaded from the website.

There will be no cost for these plans and proposal.

A list of plan holders will be posted on the website.

## **AVAILABILITY OF FUNDS - TERMINATION OF CONTRACTS**

Payments made on this contract are subject to availability of funds as allocated by the General Assembly. If the General Assembly fails to allocate adequate funds, the Department reserves the right to terminate this contract.

In the event of termination, the Contractor shall be given a written notice of termination at least 60 days before completion of schedule work for which funds are available. In the event of termination, the Contractor shall be paid for the work already performed in accordance with the contract specifications.

## **PREPARATION AND SUBMISSION OF BIDS**

All bids shall be prepared and submitted in accordance with the following listed requirements.

1. The proposal form furnished by the Department shall be used and shall not be taken apart or altered.
2. All entries including signatures shall be written in ink.
3. The amount bid shall be written in figures in the proper place in the proposal form.
2. Changes in any entry shall be made by marking through the entry in ink and making the correct entry adjacent thereto in ink. A representative of the Bidder shall initial the change in ink.
3. The bid shall be properly executed. In order to constitute proper execution, the bid shall show the Contractor's name, address, and License Number and shall be signed by an authorized representative. Bids submitted by corporations shall bear the seal of the corporation.
4. The bid shall not contain any unauthorized additions, deletions, or conditional bids.
7. The Bidder shall not add any provision reserving the right to accept or reject an award, or to enter into a contract pursuant to an award.
8. The bid shall be accompanied by a bid bond on the form furnished by the Department or by a bid deposit. The bid bond shall be completely and properly executed in accordance with the requirements of "Bid Bond or Bid Deposit". The bid deposit shall be a certified check or cashiers check in accordance with "Bid Bond or Bid Deposit".
9. The bid shall be placed in a sealed envelope (complete proposal) and shall have been delivered to and received by the Department prior to the time specified in the invitation to bid.

### **REJECTION OF BIDS**

Any bid submitted which fails to comply with any of the requirements contained herein shall be considered irregular and may be rejected.

### **AWARD OF CONTRACT**

The award of the contract, if it be awarded, will be made to the lowest responsible Bidder. The lowest responsible Bidder will be notified that his bid has been accepted and that he has been awarded the contract.

### **BID BOND OR BID DEPOSIT**

Each bid shall be accompanied by a corporate bid bond or a bid deposit of a certified or cashiers check in the amount of at least 5% of the total amount bid for contract. No bid will be considered or accepted unless accompanied by one of the foregoing securities. The bid bond shall be executed by a Corporate Surety licensed to do business in North Carolina and the certified check or cashiers check shall be drawn on a bank or trust company insured by the Federal Deposit Insurance Corporation and made payable to the Department of Transportation in an amount of at least 5% of the total amount bid for the contract. The condition of the bid bond or bid deposit is: the Principal shall not withdraw its bid within 60 days after the opening of the same, and if the contract is awarded to the Principal, the Principal shall within 15 days after the prescribed contract documents are mailed to him for signature, execute such contractual documents as may be required by the terms of the bid and give payment and performance bonds with good and sufficient surety as required for the faithful performance of the contract and for the protection of all persons supplying labor and materials in the prosecution of the work; in the event of the failure of the Principal to enter into such contract and execute such documents as

may be required, then the amount of the bid bond shall be immediately paid to the Department as liquidated damages or, in the case of a bid deposit, the deposit shall be forfeited to the Department.

When a bid is secured by a bid bond, the bid bond shall be on the form furnished by the Department. The bid bond shall be executed by both the Bidder and a Corporate Surety licensed under the laws of North Carolina to write such bonds.

The execution by the Bidder shall be in the same manner as required under "Preparation and Submission of Bids" for the proper execution of the bid. The execution by the Corporate Surety shall be the same as is provided for under "Preparation and Submission of Bids" for the execution of the bid by a corporation. The seal of the Corporate Surety shall be affixed to the bid bond. The bid bond form furnished is for execution of the Corporate Surety by a General Agent or Attorney in Fact. A certified copy of the Power of Attorney shall be attached if the bid bond is executed by a General Agent or Attorney in Fact. The Power of Attorney shall contain a certification that the Power of Attorney is still in full effect as of the date of the execution of the bid bond by the General Agent or Attorney in Fact. If the bid bond is executed by the Corporate Surety by the President, Vice President, or Assistant Vice President, and attested to by the Secretary or Assistant Secretary, then the bid bond form furnished shall be modified for such execution, instead of execution by the Attorney in Fact or the General Agent.

When a bid is secured by a bid deposit (certified check or cashiers check), the execution of a bid bond will not be required.

All bid bonds will be retained by the Department until the contract is executed by the successful Bidder, after which all such bid bonds will be returned to the Bidder or the Surety.

### **PERFORMANCE BOND AND PAYMENT BOND REQUIREMENTS**

Bonds will not be required by the Department if the awarded amount of the contract is less than Three Hundred Thousand Dollars (\$300,000.), otherwise, the following shall apply:

- (A) The successful Bidder, at the time of the execution of the contract, shall provide a contract performance bond in the amount of one hundred percent (100%) of the contract amount, conditioned upon the faithful performance of the contract in accordance with the plans, specifications and conditions of the contract. Such bond shall be solely for the protection of the contracting body which awarded the contract.
- (B) The successful Bidder, at the time of the execution of the contract, shall provide a contract payment bond in the amount of one hundred percent (100%) of the contract amount, conditioned upon the prompt payment for all labor or materials for which a contractor or sub-contractor is liable. The payment bond shall be solely for the protection of the persons furnishing materials or performing labor for which a contractor or subcontractor is liable.

The performance bond and the payment bond shall be executed by one or more surety companies legally authorized to do business in the State of North Carolina and become effective upon the awarding of the construction contract.

Before an award is made, the apparent low bidder will be notified in writing to submit to the Purchasing Section, a performance bond and payment bond, each in the amount of 100% of the contract.

**DELIVERY OF BIDS**

All bids (complete proposal) shall be placed in a sealed envelope having the name and address of the Bidder, and the Statement on the outside of the envelope:

**“Bid for State Highway Project BP-5300AA, Bridge No. 96 & 102 in Iredell County – Deck Overlay with Latex Modified Concrete”**

If delivered by mail, the sealed envelope shall be placed in another sealed envelope and the outer envelope addressed to:

N. C. DEPARTMENT OF TRANSPORTATION  
STRUCTURES MANAGEMENT UNIT  
1000 BIRCH RIDGE ROAD  
RALEIGH, NC 27610

ATTENTION: Mr. Rick Nelson

The outer envelope shall also bear the statement:

**“BID FOR STATE HIGHWAY PROJECT NO. BP-5300AA**

If delivered in person, the sealed envelope shall be delivered to the office of North Carolina Department of Transportation, Structures Management Unit, 1000 Birch Ridge Road, Raleigh, NC 27610. All bids shall be delivered prior to the time specified in the invitation to bid. Bids received after 2:00 PM, March 22, 2012, will not be accepted.

## **GENERAL PROJECT SPECIAL PROVISIONS**

### **SCOPE OF WORK**

This work shall consist of furnishing all labor, equipment, and materials to overlay the existing bridge deck with latex modified concrete. Work includes: removing deteriorated concrete using hydro-demolition methods and overlaying with latex modified concrete, demolition and reconstruction of brush curb, disposal of waste material, existing joint demolition and installing foam joint seals, grooving bridge deck, pavement markings, seeding and mulching all grassed areas disturbed; and all incidental items necessary to complete the project as specified and shown on the plans.

The contractor shall be responsible for fulfilling all requirements of the NCDOT Standard Specifications for Roads and Structures dated January 2012, except as otherwise specified herein.

### **CONTRACT TIME AND LIQUIDATED DAMAGES :**

(7-1-95) (Rev. 12-18-07)

SP1 G05B

The date of availability for this contract is the date the Contractor begins work but not before **May 1, 2012** or later than **September 10, 2012**.

The completion date for this contract is the date that is **60** consecutive calendar days after and including the date of availability.

Except where otherwise provided by the contract, observation periods required by the contract will not be a part of the work to be completed by the completion date and/or intermediate contract times stated in the contract. The acceptable completion of the observation periods that extend beyond the final completion date shall be a part of the work covered by the performance and payment bonds.

The liquidated damages for this contract are **Five Hundred Dollars (\$500.00)** per calendar day. At the preconstruction conference the Contractor shall declare his expected date for beginning work. Should the Contractor desire to revise this date after the preconstruction conference, he shall notify the Engineer in writing at least thirty (30) days prior to the revised date.

### **INTERMEDIATE CONTRACT TIME NUMBER 1 AND LIQUIDATED DAMAGES**

(2-20-07)

SP1 G14 A

The Contractor shall complete the required work of installing, maintaining, and removing the traffic control devices for lane closures and restoring traffic to the existing traffic pattern. The Contractor shall not close or narrow a lane of traffic for the following roads, during the following time restrictions:

#### **DAY AND TIME RESTRICTIONS**

I-40

Monday through Thursday from 6:00 A.M. to 9:00 A.M.  
Monday through Thursday from 4:00 P.M. to 7:00 P.M.  
Friday 6:00 A.M. to 8:00 P.M.  
Sunday 12:00 P.M. (Noon) to 7:00 P.M.

In addition, the Contractor shall not close or narrow a lane of traffic on any above mentioned road, detain and/or alter the traffic flow on or during holidays, holiday weekends, special events, or any other time when traffic is unusually heavy, including the following schedules:

#### HOLIDAY AND HOLIDAY WEEKEND LANE CLOSURE RESTRICTIONS

1. For **unexpected occurrence** that creates unusually high traffic volumes, as directed by the Engineer.
2. For **New Year's Day**, between the hours of 6:00 a.m. December 31st and 8:00 p.m. January 2nd. If New Year's Day is on a Friday, Saturday, Sunday or Monday, then until 8:00 p.m. the following Tuesday.
3. For **Easter**, between the hours of 6:00 a.m. Thursday and 8:00 p.m. Monday.
4. For **Memorial Day**, between the hours of 6:00 a.m. Friday and 8:00 p.m. Tuesday.
5. For **Independence Day**, between the hours of 6:00 a.m. the day before Independence Day and 8:00 p.m. the day after Independence Day.

If **Independence Day** is on a Friday, Saturday, Sunday or Monday, then between the hours of 6:00 a.m. the Thursday before Independence Day and 8:00 p.m. the Tuesday after Independence Day.

6. For **Labor Day**, between the hours of 6:00 a.m. Friday and 8:00 p.m. Tuesday.
7. For **Thanksgiving Day**, between the hours of 6:00 a.m. Tuesday and 8:00 p.m. Monday.
8. For **Christmas**, between the hours of 6:00 a.m. the Friday before the week of Christmas Day and 8:00 p.m. the following Tuesday after the week of Christmas Day.

Holidays and holiday weekends shall include New Year's, Easter, Memorial Day, Independence Day, Labor Day, Thanksgiving, and Christmas. The Contractor shall schedule his work so that lane closures will not be required during these periods, unless otherwise directed by the Engineer.

The time of availability for this intermediate contract work shall be the time the Contractor begins to install all traffic control devices for lane closures according to the time restrictions listed herein.

The completion time for this intermediate contract work shall be the time the Contractor is required to complete the removal of all traffic control devices for lane closures according to the time restrictions stated above and place traffic in the existing traffic pattern.

The liquidated damages are One-Thousand Two Hundred and Fifty Dollars (\$ **1250.00**) per 15 minutes.



## **INTERMEDIATE CONTRACT TIME NUMBER 2 AND LIQUIDATED DAMAGES**

(2-20-07)

SP1 G14 D

The Contractor shall complete the required work of installing, maintaining and removing the traffic control devices for road closures and restoring traffic to the existing traffic pattern. The Contractor shall not close the following roads, during the following time restrictions:

### **DAY AND TIME RESTRICTIONS**

I-40

Monday through Sunday from 6:00 A.M. to 8:00 P.M.

A total of eight (8) road closure periods will be allowed for both directions of I-40. Only one direction of I-40 will be allowed to be closed during each period.

The time of availability for this intermediate contract time will be the time the Contractor begins to install traffic control devices required for road closures according to the time restrictions stated herein.

The completion time for this intermediate contract time will be the time the Contractor is required to complete the removal of traffic control devices required for the road closures according to the time restrictions stated herein and restore traffic to the existing traffic pattern.

The liquidated damages are One-Thousand Two Hundred Fifty Dollars (\$ **1250.00**) per 15 minutes

## **CONSTRUCTION METHODS**

The contractor shall perform all construction activities in accordance with the applicable requirements of the NCDOT Standard Specifications for Roads and Structures dated January 2012, except as otherwise specified herein.

## **SITE INVESTIGATION AND REPRESENTATION**

The Contractor acknowledges that he has satisfied himself as to the nature of the work, and general and local conditions; particularly those bearing on transportation, availability of labor, State Regulations for safety and security of property, roads, and facilities required for the prosecution of the work, and all matters which can in any way affect the work, or cost thereof, under this contract. Any failure by the Contractor to acquaint himself with all the available information concerning these conditions will not relieve him from the responsibility for estimating properly the difficulty or cost of successfully performing the work.

## **CONTROL OF EROSION, SILT AND POLLUTION**

Control of erosion, siltation, and pollution shall meet the requirements of Section 107-12 of the Standard Specifications for Roads and Structures dated January 2012.

The Contractor may, at his option, submit an alternate plan and sequence by submitting 3 copies of the proposed alternate to the Engineer for approval. Approval must be obtained before construction is started on the alternate plan.

In the event an erosion and sedimentation control plan is not followed or properly maintained, all other work shall be suspended until corrections are made.

## **MATERIALS AND TESTING**

The Engineer reserves the right to perform all sampling and testing in accordance with Section 106 of the Standard Specifications and the Department's "Material and Tests Manual". All material must be approved by the Engineer prior to being used.

## **TRAFFIC CONTROL**

The Contractor shall provide all traffic control for this project in accordance with the plans and proposal and as directed by the Engineer.

## **INDEMNIFICATION**

The Contractor shall indemnify, defend and save harmless, the State, the Department, and all of its officers, agents and employees from all damages, suits, actions or claims brought of any injuries or damages sustained by any person or property on account of the Contractor's operations in connection with the contract. It is specifically understood and agreed that this indemnification agreement does not cover or indemnify the Department for its own negligence,

breach of contract, equipment failure, or other circumstance of operation beyond the control of the Contractor. The Contractor shall be responsible for and indemnify and save the Department harmless for any and all damages to its property caused by the negligence of the Contractor, its employees or agents in carrying out this contract.

## **COMPENSATION**

The Department agrees to pay the Contractor the total project bid cost including any bid item overruns, minus any liquidated damages, when he has satisfactorily completed the scheduled work described herein.

## **ADDITIONAL COMPENSATION and/or EXTENSION OF COMPLETION DATE**

Any claims for additional compensation and/or extensions of the completion date shall be submitted to the State Bridge Maintenance Engineer with detailed justification within thirty (30) days after receipt of final invoice payment. The failure on the part of the Contractor to submit the claim(s) within thirty (30) days shall be a bar to recovery.

## **BASIS OF PAYMENT**

Monthly partial payments will be made in accordance with Section 109-4 of the NCDOT Standard Specifications dated January 2012.

## **WORK PROCEDURES AND ASSIGNMENTS**

**Engineer**

The Engineer for this project shall be the Assistant State Structures Management Engineer of Operations, thru the issuing of the purchase order. Thereafter the Engineer shall be the Division 12 Engineer, Division of Highways, North Carolina Department of Transportation, acting directly or through his duly authorized representatives.

**Authority of the Engineer**

The Engineer will decide all questions which may arise as to the quality and acceptability of work performed and as to the rate of progress of the work; all questions which may arise as to the interpretation of the contract; and all questions as to the acceptable fulfillment of the contract on the part of the Contractor. His decision shall be final and he shall have executive authority to enforce and make effective such decisions and orders as the Contractor fails to carry out promptly.

**Contractor Supervision**

The Contractor shall have a responsible Supervisor for the purpose of supervising, scheduling and coordinating this contract with the Engineer.

**Availability**

Provisions shall be made so that a Supervisor can be contacted at any time during the length of the contract.

**COMPETITIVE PROPOSALS**

Pursuant to the provisions of G.S. 143-54 under penalty of perjury, the signer of this proposal certifies this proposal has not been arrived at collusively nor otherwise in violation of Federal or North Carolina Anti-Trust Laws. All proposals must be signed by the owner or an officer of the firm.

**ACCEPTANCE AND REJECTION**

The right is reserved by the Contracting Agency to accept or reject all proposals or to waive any informality in the proposals.

**GIFTS FROM VENDORS AND CONTRACTORS:**

(12-15-09)

SP1 G152

By Executive Order 24, issued by Governor Perdue, and *N.C. G.S. § 133-32*, it is unlawful for any vendor or contractor (i.e. architect, bidder, contractor, construction manager, design professional, engineer, landlord, offeror, seller, subcontractor, supplier, or vendor), to make gifts or to give favors to any State employee of the Governor's Cabinet Agencies (i.e. Administration, Commerce, Correction, Crime Control and Public Safety, Cultural Resources, Environment and Natural Resources, Health and Human Services, Juvenile Justice and Delinquency Prevention, Revenue, Transportation, and the Office of the Governor). This prohibition covers those vendors and contractors who:

- (1) have a contract with a governmental agency; or
- (2) have performed under such a contract within the past year; or
- (3) anticipate bidding on such a contract in the future.

For additional information regarding the specific requirements and exemptions, vendors and contractors are encouraged to review Executive Order 24 and *G.S. § 133-32*.

Executive Order 24 also encouraged and invited other State Agencies to implement the requirements and prohibitions of the Executive Order to their agencies. Vendors and contractors should contact other State Agencies to determine if those agencies have adopted Executive Order 24.

### **STABILIZATION REQUIREMENTS:**

(11-4-11)

S-3

Stabilization for this project shall comply with the time frame guidelines as specified by the NCG-010000 general construction permit effective August 3, 2011 issued by the North Carolina Department of Environment and Natural Resources Division of Water Quality. Temporary or permanent ground cover stabilization shall occur within 7 calendar days from the last land-disturbing activity, with the following exceptions in which temporary or permanent ground cover shall be provided in 14 calendar days from the last land-disturbing activity:

- Slopes between 2:1 and 3:1, with a slope length of 10 ft. or less
- Slopes 3:1 or flatter, with a slope of length of 50 ft. or less
- Slopes 4:1 or flatter

The stabilization timeframe for High Quality Water (HW) Zones shall be 7 calendar days with no exceptions for slope grades or lengths. High Quality Water Zones (HW) Zones are defined by North Carolina Administrative Code 15A NCAC 04A.0105 (25). Temporary and permanent ground cover stabilization shall be achieved in accordance with the provisions in this contract and as directed.

### **SEEDING AND MULCHING:**

(West)

The kinds of seed and fertilizer, and the rates of application of seed, fertilizer, and limestone, shall be as stated below. During periods of overlapping dates, the kind of seed to be used shall be determined. All rates are in pounds per acre.

#### Shoulder and Median Areas

##### **August 1 - June 1**

|       |                    |
|-------|--------------------|
| 20#   | Kentucky Bluegrass |
| 75#   | Hard Fescue        |
| 25#   | Rye Grain          |
| 500#  | Fertilizer         |
| 4000# | Limestone          |

##### **May 1 - September 1**

|       |                           |
|-------|---------------------------|
| 20#   | Kentucky Bluegrass        |
| 75#   | Hard Fescue               |
| 10#   | German or Browntop Millet |
| 500#  | Fertilizer                |
| 4000# | Limestone                 |

## Areas Beyond the Mowing Pattern, Waste and Borrow Areas

### August 1 - June 1

|       |                    |
|-------|--------------------|
| 100#  | Tall Fescue        |
| 15#   | Kentucky Bluegrass |
| 30#   | Hard Fescue        |
| 25#   | Rye Grain          |
| 500#  | Fertilizer         |
| 4000# | Limestone          |

### May 1 - September 1

|       |                           |
|-------|---------------------------|
| 100#  | Tall Fescue               |
| 15#   | Kentucky Bluegrass        |
| 30#   | Hard Fescue               |
| 10#   | German or Browntop Millet |
| 500#  | Fertilizer                |
| 4000# | Limestone                 |

### Approved Tall Fescue Cultivars

|                            |                        |              |                    |
|----------------------------|------------------------|--------------|--------------------|
| 2 <sup>nd</sup> Millennium | Duster                 | Magellan     | Rendition          |
| Avenger                    | Endeavor               | Masterpiece  | Scorpion           |
| Barlexas                   | Escalade               | Matador      | Shelby             |
| Barlexas II                | Falcon II, III, IV & V | Matador GT   | Signia             |
| Barrera                    | Fidelity               | Millennium   | Silverstar         |
| Barrington                 | Finesse II             | Montauk      | Southern Choice II |
| Biltmore                   | Firebird               | Mustang 3    | Stetson            |
| Bingo                      | Focus                  | Olympic Gold | Tarheel            |
| Bravo                      | Grande II              | Padre        | Titan Ltd          |
| Cayenne                    | Greenkeeper            | Paraiso      | Titanium           |
| Chapel Hill                | Greystone              | Picasso      | Tomahawk           |
| Chesapeake                 | Inferno                | Piedmont     | Tacer              |
| Constitution               | Justice                | Pure Gold    | Trooper            |
| Chipper                    | Jaguar 3               | Prospect     | Turbo              |
| Coronado                   | Kalahari               | Quest        | Ultimate           |
| Coyote                     | Kentucky 31            | Rebel Exeda  | Watchdog           |
| Davinci                    | Kitty Hawk             | Rebel Sentry | Wolfpack           |
| Dynasty                    | Kitty Hawk 2000        | Regiment II  |                    |
| Dominion                   | Lexington              | Rembrandt    |                    |

### Approved Kentucky Bluegrass Cultivars

|         |            |             |          |
|---------|------------|-------------|----------|
| Alpine  | Bariris    | Envicta     | Rugby    |
| Apollo  | Bedazzled  | Impact      | Rugby II |
| Arcadia | Bordeaux   | Kenblue     | Showcase |
| Arrow   | Champagne  | Midnight    | Sonoma   |
| Award   | Chicago II | Midnight II |          |

### Approved Hard Fescue Cultivars

|          |            |            |         |
|----------|------------|------------|---------|
| Chariot  | Nordic     | Rhino      | Warwick |
| Firefly  | Oxford     | Scaldis II |         |
| Heron    | Reliant II | Spartan II |         |
| Minotaur | Reliant IV | Stonehenge |         |

On cut and fill slopes 2:1 or steeper add 20# Sericea Lespedeza January 1 - December 31.

Fertilizer shall be 10-20-20 analysis. A different analysis of fertilizer may be used provided the 1-2-2 ratio is maintained and the rate of application adjusted to provide the same amount of plant food as a 10-20-20 analysis and as directed.

### **Temporary Seeding**

Fertilizer shall be the same analysis as specified for *Seeding and Mulching* and applied at the rate of 400 pounds and seeded at the rate of 50 pounds per acre. Sweet Sudan Grass, German Millet or Browntop Millet shall be used in summer months and Rye Grain during the remainder of the year. The Engineer will determine the exact dates for using each kind of seed.

### **Fertilizer Topdressing**

Fertilizer used for topdressing on all roadway areas except slopes 2:1 and steeper shall be 10-20-20 grade and shall be applied at the rate of 500 pounds per acre. A different analysis of fertilizer may be used provided the 1-2-2 ratio is maintained and the rate of application adjusted to provide the same amount of plant food as 10-20-20 analysis and as directed.

Fertilizer used for topdressing on slopes 2:1 and steeper and waste and borrow areas shall be 16-8-8 grade and shall be applied at the rate of 500 pounds per acre. A different analysis of fertilizer may be used provided the 2-1-1 ratio is maintained and the rate of application adjusted to provide the same amount of plant food as 16-8-8 analysis and as directed.

### **Supplemental Seeding**

The kinds of seed and proportions shall be the same as specified for *Seeding and Mulching*, with the exception that no centipede seed will be used in the seed mix for supplemental seeding. The rate of application for supplemental seeding may vary from 25# to 75# per acre. The actual rate per acre will be determined prior to the time of topdressing and the Contractor will be notified in writing of the rate per acre, total quantity needed, and areas on which to apply the supplemental seed. Minimum tillage equipment, consisting of a sod seeder shall be used for incorporating seed into the soil as to prevent disturbance of existing vegetation. A clodbuster (ball and chain) may be used where degree of slope prevents the use of a sod seeder.

### **Basis of Payment**

There will be no direct payment for *Seeding and Mulching* as this is considered incidental to the work and will be included in the various pay items of work.

### **TWELVE MONTH GUARANTEE:**

(7-15-03)

SP1 G145

(A) The Contractor shall guarantee materials and workmanship against latent and patent defects arising from faulty materials, faulty workmanship or negligence for a period of twelve months following the date of final acceptance of the work for maintenance and shall replace such defective materials and workmanship without cost to the Department. The Contractor will not be responsible for damage due to faulty design, normal wear and tear, for negligence on the part of the Department, and/or for use in excess of the design.

(B) Where items of equipment or material carry a manufacturer's guarantee for any period in excess of twelve months, then the manufacturer's guarantee shall apply for that particular piece of equipment or material. The Department's first remedy shall be through the manufacturer although the Contractor is responsible for invoking the warranted repair work with the

manufacturer. The Contractor’s responsibility shall be limited to the term of the manufacturer’s guarantee. NCDOT would be afforded the same warranty as provided by the Manufacturer.

This guarantee provision shall be invoked only for major components of work in which the Contractor would be wholly responsible for under the terms of the contract. Examples would include pavement structures, bridge components, and sign structures. This provision will not be used as a mechanism to force the Contractor to return to the project to make repairs or perform additional work that the Department would normally compensate the Contractor for. In addition, routine maintenance activities (i.e. mowing grass, debris removal, ruts in earth shoulders,) are not parts of this guarantee.

Appropriate provisions of the payment and/or performance bonds shall cover this guarantee for the project.

To ensure uniform application statewide the Division Engineer will forward details regarding the circumstances surrounding any proposed guarantee repairs to the Chief Engineer for review and approval prior to the work being performed.

**LAW ENFORCEMENT**

**SPECIAL**

**Description**

Furnish law enforcement officers and marked law enforcement vehicles to direct traffic in accordance with the contract.

**Construction Methods**

Use uniformed law enforcement officers and marked law enforcement vehicles equipped with lights mounted on top of the vehicle and law enforcement vehicle emblems to direct or control traffic as required by the plans or by the Engineer.

**Measurement and Payment**

*Law Enforcement* will be measured and paid for in the actual number of hours that each law enforcement officer is provided during the life of the project as approved by the Engineer. There will be no direct payment for marked law enforcement vehicles as they are considered incidental to the pay item.

Payment will be made under:

**Pay Item**

Law Enforcement

**Pay Unit**

Hour

## **PROJECT SPECIAL PROVISIONS**

### **HYDRO-DEMOLITION OF BRIDGE DECK**

**(SPECIAL)**

#### **Description**

Hydro-demolition shall consist of the removal of the deck surface by means of high pressure water blasting which will remove concrete, asphalt, oil, dirt, concrete laitance and rust from the exposed reinforcing bars by direct impact, pressurization of micro and macro cracks and cavitation produced by jet instability. **Contractor must determine rebar cover for the bridge with a pachometer or as directed by Engineer prior to beginning hydro-demolition.**

**Readings from pachometer shall be taken in the presence of the Engineer. Readings should be taken at span 1/5 points longitudinally and span 1/3 points transversely. This work will be incidental to the cost of hydro-demolition of the bridge deck.** If reinforcing bars or bridge drainage devices are pulled up or snagged during scarification milling operations, the Contractor shall cease operations and consult with the Engineer to determine what adjustments, if any, need to be made to the roto-milling operations.

The Contractor shall submit for approval prior to beginning work, his Hydro-demolition Management Plan. This plan shall include how the Contractor shall provide for the collection, treatment, and disposal of all run-off water generated by the scarification and hydro-demolition processes. This Water Management Plan shall be prepared in accordance the NCDOT Guidelines for Managing Hydro-demolition Water. The contractor shall comply with applicable regulation concerning such water disposal.

#### **Equipment**

Use the following surface preparation equipment:

- Hydro-demolition machine, self-propelled with min. 17,000 psi orifice pressure.
- Sawing equipment capable of sawing concrete to the specified depth.
- Scarifying equipment that is a power-operated, mechanical scarifier or grinder capable of removing at least 1/4 inch (6 mm) for each pass.
- Hand-held high velocity (7,500 psi minimum) water-jet equipment capable of removing rust scale from reinforcing steel, or removing small chips of concrete partially loosened by the scarifying or chipping operation, and of removing rehydrated dust left from scarification.
- Power driven hand tools for removal of unsound concrete are required that meet the following requirements:
  - Pneumatic hammers weighing a nominal 35 lb (16 kg) or less.
  - Pneumatic hammer chisel-type bits that do not exceed the diameter of the shaft in width.
- Hand tools such as hammers and chisels for removal of final particles of unsound concrete.
- Vibratory screed for overlays, except as noted herein.

The hydro-demolition machine shall be self-propelled and capable of producing a water-jet through an orifice at a pressure of at least 17,000 PSI. The machine shall move the jet transversely across the area and forward and backward so that the entire deck is covered with the water-jet and operated at a pressure sufficient to remove the unsound concrete.



The machine shall have sufficient means to control and vary the following functions:

- (1) Water pressure.
- (2) Angle and distance of the orifice in relation to the surface to be blasted.
- (3) Limits of transverse and longitudinal movement of the orifice.
- (4) Speed of the orifice in the transverse and longitudinal direction.

The high pressure pump (or pumps) shall be equipped with over-pressurization relief valves and rupture disc systems. All high pressure components shall be rated at full working pressure of the hydro-demolition system. The complete hydro-demolition system must be capable of depressurization from a single point.

The equipment must operate at a noise level of less than 90 decibels at a distance of 50 feet.

### **Construction Methods**

Remove all existing asphalt overlays and all loose, disintegrated, unsound or contaminated concrete from the bridge deck in accordance with the following surface preparation classifications shown below:

Seal all expansion joints subjected to run-off water from the hydro-demolition process with material approved by the Engineer, prior to beginning the Class I Surface Preparation. The expansion joints shall remain sealed until water from the hydro-demolition process no longer passes over them. The contractor shall take all steps necessary to eliminate the flow of water through the expansion joints, and any other locations water could leak from the deck.

All deck drains in the immediate work area and the other sections of the bridge affected by the work being performed in the immediate work area shall be sealed prior to beginning the Deck Scarification. They shall remain sealed until it has been determined that materials from the hydro-demolition and concrete overlay operations can not be discharged through them any longer.

- A. Scarifying Bridge Deck: Removal of any asphalt wearing surface from the bridge deck and scarification of the concrete deck to remove the entire concrete surface of the deck to a uniform depth not less than 1/2" above the top mat of steel and not less than 1/2" above the plan demolition depth (1/2" minimum hydro-demolition required).

**Bridge #102: Estimated average concrete cover to top mat: 1 1/2" +/- 1/2"**  
**Estimated average asphalt thickness: 3" +/- 1"**

Remove and dispose of all concrete and asphalt, and thoroughly clean the scarified surface. In areas where reinforcing steel is located in the depth to be scarified, use another method with the Engineer's approval. If reinforcing bars or bridge drainage devices are pulled up or snagged during scarification milling operations, the Contractor shall cease operations and consult with the Engineer to determine what adjustments, if any, need to be made.

- B. Class I Surface Preparation (Partial Depth): Remove by hydro-demolition and by chipping with hand tools all loose, unsound and contaminated deck concrete and in areas where reinforcing steel is exposed by removing deck to an average depth of 1/2 inch below the top mat of reinforcing steel. Dispose of the removed concrete, clean, repair or replace rusted or loose reinforcing steel, and thoroughly clean the newly exposed surface.

Care shall be taken not to cut, stretch, or damage any exposed reinforcing steel.

- C. Class II Surface Preparation (Partial Depth): Remove by hydro-demolition and by chipping with hand tools all loose, unsound and contaminated deck concrete to an average depth of approximately one-half the deck thickness, but no less than 3/4 inch below the top mat of steel. In areas where the entire perimeter of the reinforcing steel bar is exposed, chip or use hand-held high velocity water-jet equipment to provide a minimum depth of 3/4 inch below the bar. Dispose of the removed concrete, clean, repair or replace rusted or loose reinforcing steel, and thoroughly clean the newly exposed surface.

Care shall be taken not to cut, stretch, or damage any exposed reinforcing steel.

In overhangs, removing concrete areas of less than 0.60 ft<sup>2</sup>/ft length of bridge without overhang support is permitted unless the Engineer directs otherwise. Overhang support is required for areas removed greater than 0.60 ft<sup>2</sup>/ft length of bridge. Submit details of overhang support to the Engineer for approval prior to beginning the work.

- D. Class III Surface Preparation (Full Depth): Remove by hydro-demolition, and chipping with hand tools all loose, unsound and contaminated deck concrete to the full slab depth. Thoroughly clean the routed out areas and dispose of concrete removed and clean, repair, or replace reinforcing bars.

For areas of less than 3 ft<sup>2</sup> suspending forms from existing reinforcing steel using wire ties is permitted. For larger areas, support forms by blocking from the beam flanges, or other approved method.

Overhang support is required for full depth removal adjacent to bridge rails. Submit details of overhang support to the Engineer for approval prior to beginning the work.

- E. Under Deck Containment: Under deck containment shall be installed under areas of the bridge deck where Class III surface preparation occurs. The containment shall be installed prior to hydro-demolition in the areas indicated on the plans and in any other areas where blow thru or full depth removal occurs during surface preparation.

Submit for approval detailed plans for under deck containment. Detail how waste, debris, and wastewater are kept from falling below.

- F. Class AA Concrete: Fill the Class III surface preparation areas with Class AA or latex modified concrete up to the bottom of the proposed concrete overlay in accordance with the methods described below:

Refill areas where concrete was removed with Class AA concrete up to the bottom of the proposed concrete overlay in accordance with Section 420 of the Standard Specifications. Any of the methods for curing Class AA concrete as stated in the Standard Specifications are permitted except the membrane curing compound method.

Provide a raked finish to the surface of the Class AA concrete to provide a minimum relief of 1/16" and a maximum relief of 1/4". Place the overlay course only after the Class AA concrete has attained 2500 psi (17.2 MPa) as measured by an approved, non-destructive test method.

Refilling the areas from which concrete has been removed with latex modified concrete during the Class III repair is permitted if any of the following conditions are met:

- The reinforcing steel cover is 1½ inches or less for the top mat of steel.
- The area being repaired is less than 1 yd<sup>2</sup>.
- The Engineer directs the fill.

For areas of less than 3 ft<sup>2</sup> suspending forms from existing reinforcing steel using wire ties is permitted. For larger areas, support forms by blocking from the beam flanges, or other approved method.

### **Surface Preparation**

Two trial areas shall be designated by the Engineer to demonstrate that the equipment, personnel, and methods of operation are capable of producing results to the satisfaction of the owner's Engineer. The first trial area shall consist of approximately 50 square feet of sound concrete as determined by the Engineer. The equipment shall be calibrated to remove the sound concrete from the scarified surface to the depth required to achieve the plan overlay thickness. After completion of this test area, the equipment shall be moved to the second area consisting of deteriorated or defective concrete, to determine whether this unsound concrete will be completely removed with the previous calibration and to establish a baseline for requiring the contractor to place under-deck containment in areas subject to full depth removal, before beginning the hydro-demolition process in a span. Should it be determined that not all defective concrete has been removed, the hydro-demolition system shall be recalibrated to remove an additional 1/4 inch of sound concrete, then re-test on deteriorated concrete.

If additional defective concrete is found, the depth of cut will increase in 1/4 inch increments until only sound concrete is found remaining.

When satisfactory results are obtained, the machine parameters shall be used for production removal. The contractor shall make adjustments to the operating parameters, as required, to perform concrete removal as indicated on the drawings and to adjust to the variance in the compressive strength of the concrete.

Hand held water blasting equipment, pneumatic hammers, and hand tools may be substituted for the hydro-demolition unit in areas inaccessible (such as adjacent to the curb) or inconvenient (such as small patch areas).

The Engineer will re-inspect after each removal and require additional removals until compliance with plans and specifications are met.

Regardless of the method of removal, the removal operation shall be stopped if it is determined that sound concrete is being removed. Appropriate recalibration, or change in equipment and methods shall be performed prior to resuming the removal operation.

The Contractor shall take all steps necessary to prevent cutting or otherwise damaging existing steel designated to remain in place. Any such bars damaged (nicks deeper than 20% of the bar diameter) by the Contractor's operation shall be repaired or replaced. Defects in embedded reinforcing steel due to corrosion, which has reduced the cross sectional area of the steel by 25% or greater, shall have new reinforcing steel of similar cross section area lap-spliced to each side

of the damaged area. Reinforcing bars shall be Grade 60 and meet the material requirements of Section 1070 of the Standard Specifications. Replacement bars shall be spliced to existing bars using either minimum 30 bar diameter lap splices or approved mechanical connectors.

The Contractor shall support and protect the exposed reinforcing steel, which is left unsupported by the hydro-demolition process, against displacement and damage from loads such as those caused by removal equipment and delivery buggies. All reinforcing steel damaged or dislodged by these operations shall be replaced with bars of the same size at the contractor's expense.

Rebar exposed and cleaned by hydro-demolition shall not require re-cleaning if encased in concrete within seven (7) days. Rebar exposed for more than seven (7) days shall be cleaned by high velocity water jets (4,000 PSI minimum) prior to placement of the new concrete.

When large areas of the deck on composite bridges are removed resulting in the debonding of the main stress carrying longitudinal reinforcing bars, the removal shall be performed in stages to comply with the construction sequence shown on the plans or as directed by the Engineer.

The Contractor shall shield his operations to prevent injury or damage from flying or falling debris. The Contractor shall provide a method of handling expected and unexpected blow-through of the deck where shown on the plans and as directed by the Engineer. This method shall provide for the containment of the runoff water and debris, and the protection of the area under the bridge deck. The Contractor shall be responsible for any injury or damage caused by his operations. The containment shall remain in-place until the latex modified concrete has been cast and reach minimum strength.

The removal area shall be thoroughly cleaned of all dirt, foreign materials and loose concrete to the extent necessary to produce a firm solid surface for adherence of new concrete.

Removal of concrete debris shall be accomplished either by hand or by mechanical means capable of removing wet debris and water all in the same pass and directly follow the hydro-demolition process to prevent the debris from re-setting or re-adhering to the surface of the remaining sound concrete. All concrete debris shall become the property of the Contractor and shall be legally disposed of at the contractor's expense. The contractor shall be responsible for disposing of all debris generated by the scarification operations.

Any debris which is allowed to re-settle or re-adhere to the surface of the sound concrete shall be carefully removed by the Contractor (at no additional cost), and the Contractor shall exercise care to avoid any damage to the remaining sound concrete or exposed reinforcement. Following the removal of the debris and prior to the placement of the overlay, the entire surface shall be blasted clean with high pressure water to remove any bond-breaking residue, loose material from the concrete surface, and/or rust from the reinforcing steel. This residue shall be collected and disposed of by the contractor. The Contractor will not be permitted to allow material to fall from the deck.

All water used for hydro-demolition shall be potable. The Contractor is responsible for furnishing all of the water required for the project.

Any areas of the prepared surface contaminated by oil or other materials detrimental to good bond as a result of the contractor's operations shall be removed to such depth as may be required at the contractor's expense.

The Contractor shall provide adequate lighting as required to allow for the safe conduct of nighttime removal operation if he elects to do hydro-demolition at night. Submit a lighting plan to the Engineer for approval prior to beginning work.

### **Measurement and Payment**

*Scarifying Bridge Deck* will be measured and paid for by the contract unit price per square yard and shall be full compensation for the milling of any existing asphalt wearing surface from the bridge deck or approaches, milling of the entire concrete bridge deck, repairing or replacing any damaged reinforcing steel, and the cleaning and disposal of all waste material generated.

*Hydro-demolition of Bridge Deck* will be measured and paid for by the contract unit price per square yard and shall be full compensation for Classes I, II, and III deck preparation, removal and disposal of unsound and contaminated concrete, cleaning, repairing or replacing of reinforcing steel, under deck containment, Class AA concrete, and for furnishing all materials, labor, tools, equipment and incidentals necessary to complete the work.

Payment will be made under:

| <b>Pay Item</b>                 | <b>Pay Unit</b> |
|---------------------------------|-----------------|
| Scarifying Bridge Deck          | Square Yard     |
| Hydro-demolition of Bridge Deck | Square Yard     |

## **MANAGING HYDRODEMOLITION WATER**

(6-17-08)

SPI 4-03

### **1.0 Description**

Collect and properly dispose of hydro-demolition water from bridge decks.

### **2.0 Construction Methods**

- (A) Prepare a written hydro-demolition water management plan in accordance with the Guidelines for Managing Hydro-demolition Water available at <http://www.ncdot.gov/projects/ncbridges/#stats>. Submit plan and obtain approval from the Engineer prior to beginning of the hydro-demolition operation.
- (B) Prior to final payment, submit a paper copy of all completed records pertaining to disposal of hydro-demolition water.

### **3.0 Measurement and Payment**

Payment for collecting, sampling, testing, pH adjustment, monitoring, handling, discharging, hauling, disposing of the hydro-demolition water, documentation, record keeping, and obtaining permits if applicable, shall be included in the payment for other items.

## **LATEX MODIFIED CONCRETE - VERY EARLY STRENGTH**

**SPECIAL**

### **Description**

This work consists of furnishing and placing an overlay of latex modified concrete-very early strength (LMC-VES) over conventional existing concrete or repair concrete on bridge decks. Unless otherwise indicated on the plans, groove the bridge floor in accordance with Article 420-14(B) of the *Standard Specifications*.

## Materials

For equipment, proportioning and mixing of modified compositions, see Section 1000-8 of the *Standard Specifications*. Prior to beginning any work, obtain approval for all equipment to be used for deck preparation, mixing, placing, finishing, and curing the latex modified concrete.

For material of modified compositions, see Section 1000-8 of the *Standard Specifications* with the following modifications:

Page 10-10, Section 1000-8(A), add the following:

Cement – For latex modified concrete-very early strength, Cement shall be approximately 1/3 calcium sulfoaluminate (C4A3S) and 2/3 dicalcium silicate (C2S) or other hydraulic cement that will provide a Latex-Modified Concrete that meets the physical requirements for Latex-Modified Concrete as indicated in this special provision.

Page 10-11, Table beginning in paragraph 4, add the following:

Minimum compressive strength, normal setting concrete, 3000 psi at 7 days; very early strength concrete, 3000 psi at 3 hours.

Water-Cement Ratio by weight, normal setting concrete, maximum 0.40; very early strength concrete, maximum 0.42

Page 10-11, last paragraph of 1000-8, add the following:

Submit the latex modified concrete mix design, including laboratory compressive strength data for a minimum of six 4-inch by 8-inch cylinders at the appropriate age (7 days for normal setting concrete; 3 hours for very early strength concrete) to the Engineer for review. Include test results for the slump and air content of the laboratory mix. Perform tests in accordance with AASHTO T 22, T 119 and T 152.

## System Quality Submittals

**Past Performance Submittal:** Prior to beginning work, the latex modified concrete overlay Contractor shall submit records demonstrating verifiable satisfactory performance utilizing very early strength latex modified concrete on at least five (5) bridges in any state with similar scope of work.

## Construction Methods

### (A) Preparation of Surface

Completely clean all surfaces within the 48 hours prior to placing the overlay unless otherwise approved.

Thoroughly soak the clean surface for at least 2 hours immediately prior to placing the latex modified concrete. After soaking the surface for at least 2 hours, cover it with a layer of white opaque polyethylene film that is at least 4 mils (0.100 mm) thick. Immediately prior to placing the latex modified concrete, remove standing water from the surface.

(B) Placing and Finishing

Prior to placing modified material, install a bulkhead of easily compressible material at expansion joints to the required grade and profile. Placing material across expansion joints and sawing it later is not permitted.

Place and fasten screed rails in position to ensure finishing the new surface to the required profile. Do not treat screed rails with parting compound to facilitate their removal. Prior to placing the overlay, attach a filler block sized for the plan overlay thickness to the bottom of the screed and pass it over the area to be repaired to check the thickness. Remove all concrete that the block does not clear.

Separate screed rails or construction dams from the newly placed material by passing a pointing trowel along their inside face. Carefully make this trowel cut for the entire depth and length of rails or dams after the modified composition has sufficiently stiffened and cannot flow back.

Brush a latex cement mixture onto the wetted, prepared surface. Carefully give all vertical and horizontal surfaces a thorough, even coating and do not let the brushed material dry before it is covered with the additional material required for the final grade. Remove all loose aggregate from the latex cement brushed surface prior to latex concrete placement (NOTE: Not required for surfaces prepared with hydro-demolition).

Place the latex modified concrete in one operation.

Provide a minimum overlay thickness of as shown in the plans and a final surface that is approximately the same as the original deck surface.

Construction joints other than those shown on the plans will be submitted to the Engineer for approval.

When a tight, uniform surface is achieved and before the concrete becomes non-plastic, further finish the surface of the floor by burlap dragging or another acceptable method that produces an acceptable uniform surface texture.

Promptly cover the surface with a single layer of clean, wet burlap as soon as the surface will support it without deformation. Wet cure only the surface for minimum 3 hours and until a compressive strength of 3000 psi is reached. Keep the curing material saturated during the wet cure period.

**Field Testing Latex Modified Concrete-Very Early Strength**

*For projects with multiple bridges using the same mix design, or bridge decks with time constraints that require more than one night for placement, a relationship between the compressive strength and rebound hammer readings may be developed and used to obtain the three hour cylinder strength, in lieu of compressive strength testing. For the correct procedure, reference Document: PL11-LMC Rapid Set Overlays. Contact your local M&T representative for a copy of this document or see the following link: <http://www.ncdot.org/doh/operations/materials/eforms.html> under Physical Lab. Seven day concrete compressive strength sampling and testing is required in addition to the use of this method.*

Do not place the latex modified concrete before the burlap is saturated and approved by the Engineer. Drain excess water from the wet burlap before placement.

As soon as practical, after the concrete has hardened sufficiently, test the finished surface with an approved rolling straightedge that is designed, constructed, and adjusted so that it will accurately indicate or mark all floor areas which deviate from a plane surface by

more than 1/8 inch in 10 feet (3 mm in 3 m). Remove all high areas in the hardened surface in excess of 1/8 inch in 10 feet (3 mm in 3 m) with an approved grinding or cutting machine. Where variations are such that the corrections extend below the limits of the top layer of grout, seal the corrected surface with an approved sealing agent if required by the Engineer. If approved by the Engineer, correct low areas in an acceptable manner.

Vehicular traffic may travel across an un-grooved deck, however, complete the transverse sawed grooves across the entire deck area after the latex modified concrete achieves design strength and no later than seven days after placing the latex modified concrete.

(C) Limitations of Operations

The mixer will not be permitted on the bridge deck unless otherwise approved.

No traffic is permitted on the finished latex modified concrete surface until the total specified curing time is completed and until the concrete reaches the minimum specified compressive strength.

Do not place latex modified concrete if the temperature of the concrete surface on which the overlay is to be placed is below 40°F (4°C) or above 85°F (29°C). Measure the surface temperature by placing a thermometer under the insulation against the surface.

Prior to placing latex modified concrete, the Engineer determines the air temperature and wind speed. Do not place latex modified concrete if the ambient air temperature is below 45°F (7°C) or above 85°F (29°C), or if the wind velocity is in excess of 10 mph (16 km/h). If working at night, provide approved lighting. Provide aggregates for use in the latex modified concrete that are free from ice, frost and frozen particles when introduced into the mixer.

Do not place latex modified concrete when the temperature of the latex modified concrete is below 45°F (7°C) or above 85°F (29°C).

If the rate of evaporation of surface moisture from the latex modified concrete exceeds 0.05 pounds per square foot per hour during placement, measures shall be taken to reduce the rate of evaporation. The evaporation rate is calculated using the following formula:

$$E=(T_c^{2.5}-rT_a^{2.5})(1+0.4V)(10^{-6}) \text{ where,}$$

E=Evaporation Rate,  $T_c$ =Concrete Temp ( $^{\circ}$ F), r=Relative Humidity (%/100)

$T_a$ =Air Temp ( $^{\circ}$ F), V=Wind Velocity (mph)

Stop all placement operations during periods of precipitation. Take adequate precautions to protect freshly placed latex modified concrete from sudden or unexpected precipitation. Keep an adequate quantity of protective coverings at the worksite to protect the freshly placed pavement from precipitation.

## **Measurement and Payment**

*Latex Modified Concrete Overlay-Very Early Strength* will be measured and paid for in cubic yards of latex modified concrete satisfactorily placed in the completed deck.

*Placing and Finishing of Latex Modified Concrete Overlay-Very Early Strength* will be paid for at the contract unit price bid per square yard which price will be full compensation for furnishing all labor, materials, tools, equipment and incidentals required to complete the work in accordance with the contract documents.



*Grooving Bridge Floors* will be measured and paid for in accordance with Section 420 of the *Standard Specifications*.

Payment will be made under:

| <b>Pay Item</b>   | <b>Pay Unit</b> |
|---|-----------------|
| Latex Modified Concrete Overlay-Very Early Strength                       | Cubic Yard      |
| Placing and Finishing Latex Modified Concrete Overlay-Very Early Strength | Square Yard     |
| Grooving Bridge Floors  | Square Feet     |

## **FOAM JOINT SEAL**

**(9-30-11)**

### **SEALS**

Use preformed seals compatible with concrete and resistant to abrasion, oxidation, oils, gasoline, salt and other materials that are spilled on or applied to the surface. Use a resilient, UV stable, preformed, impermeable, flexible, expansion joint seal. The joint seal shall consist of low-density, closed cell, cross-linked polyethylene non-extrudable, foam. The joint seal shall contain no EVA (Ethylene Vinyl Acetate). Cell generation shall be achieved by being physically blown using nitrogen. No chemical blowing agents shall be used in the cell generation process.

Use seals manufactured with grooves  $1/8'' \pm$  wide by  $1/8'' \pm$  deep and spaced between  $1/4''$  and  $1/2''$  apart along the bond surface running the length of the joint. Use seals with a depth that meets the manufacturer's recommendation, but is not less than 70% of the uncompressed width. Provide a seal designed so that, when compressed, the center portion of the top does not extend upward above the original height of the seal by more than  $1/4''$ . Provide a seal that has a working range of 30% tension and 60% compression and meets the requirements given below.

| TEST                | TEST METHOD                           | REQUIREMENT                 |
|---------------------|---------------------------------------|-----------------------------|
| Tensile strength    | ASTM D3575-08, Suffix T               | 110 – 130 psi               |
| Compression Set     | ASTM D1056<br>Suffix B, 2 hr recovery | 10% - 16%                   |
| Water Absorption    | ASTM D3575                            | $< 0.03 \text{ lb/ft}^2$    |
| Elongation at Break | ASTM D3575                            | 180% - 210%                 |
| Tear Strength       | ASTM D624 (D3575-08, Suffix G)        | 14 – 20 pli                 |
| Density             | ASTM D3575-08,<br>Suffix W, Method A  | $1.8 - 2.2 \text{ lb/ft}^3$ |
| Toxicity            | ISO-10993.5                           | Pass (not cytotoxic)        |

Have the top of the joint seal clearly shop marked. Inspect the joint seals upon receipt to ensure that the marks are clearly visible before installation.

### **BONDING ADHESIVE**

Use a two component, 100% solid, modified epoxy adhesive supplied by the joint seal manufacturer that meets the requirements given below.

| TEST                 | TEST METHOD   | REQUIREMENT          |
|----------------------|---------------|----------------------|
| Tensile strength     | ASTM D638     | 3000 psi (min.)      |
| Compressive strength | ASTM D695     | 7000 psi (min.)      |
| Hardness             | Shore D Scale | 75-85 psi            |
| Water Absorption     | ASTM D570     | 0.25% by weight max. |
| Elongation to Break  | ASTM D638     | 5% (max.)            |
| Bond Strength        | ASTM C882     | 2000 psi (min.)      |

Use an adhesive that is workable to 40°F. When installing in ambient air or surface temperatures below 40°F or for application on moist, difficult to dry concrete surfaces, use an adhesive specified by the manufacturer of the joint seal.

#### **ELASTOMERIC CONCRETE**

When specified in the plans, the elastomeric concrete shall not be placed until the reinforced concrete deck slab has cured for seven full days and reached a minimum strength of 3000 psi.

Prepare the concrete surface within 48 hours prior to placing the elastomeric concrete. Before placing the elastomeric concrete, all concrete surfaces shall be thoroughly cleaned and dry. Sandblast the concrete surface in the blockout and clear the surface of all loose debris. Do not place the elastomeric concrete until the surface preparation is completed and approved.

A manufacturer's representative shall be present when placing elastomeric concrete. Do not place elastomeric concrete if the ambient air or surface temperature is below 45°F.

Prepare and apply a primer, as per manufacturer's recommendations, to all vertical concrete faces to be in contact with elastomeric concrete, and to areas specified by the manufacturer.

Prepare, batch, and place the elastomeric concrete in accordance with the manufacturer's instructions. Place the elastomeric concrete in the areas specified on the plans while the primer is still tacky and within 2 hours after applying the primer. Trowel the elastomeric concrete to a smooth finish.

#### **SAWING THE JOINT**

The joint opening shall be initially formed to the width shown on the plans including the blockout for the elastomeric concrete.

The elastomeric concrete shall cure a minimum of 2 days prior to sawing the elastomeric concrete to the final width and depth as specified in the plans.

When sawing the joint to receive the foam seal, always use a rigid guide to control the saw in the desired direction. To control the saw and to produce a straight line as indicated on the plans, anchor and positively connect a template or a track to the bridge deck. Do not saw the joint by visual means such as a chalk line. Fill the holes used for holding the template or track to the deck with an approved, flowable non-shrink, non-metallic grout.

Saw cut to the desired width and depth in one or two passes of the saw by placing and spacing two metal blades on the saw shaft to the desired width for the joint opening.

The desired depth is the depth of the seal plus 1/4" above the top of the seal plus approximately 1" below the bottom of the seal. An irregular bottom of sawed joint is permitted as indicated on the plans. Grind exposed corners on saw cut edges to a 1/4" chamfer.

Saw cut a straight joint, centered over the formed opening and to the desired width specified in the plans. Prevent any chipping or damage to the sawed edges of the joint.

Remove any staining or deposited material resulting from sawing with a wet blade to the satisfaction of the Engineer.

#### **PREPARATION OF SAWED JOINT FOR SEAL INSTALLATION**

After sawing the joint, the Engineer will thoroughly inspect the sawed joint opening for spalls, popouts, cracks, etc. All necessary repairs will be made by the Contractor prior to blast cleaning and installing the seal.

Clean the joints by sandblasting with clean dry sand immediately before placing the bonding agent. Sandblast the joint opening to provide a firm, clean joint surface free of curing compound, loose material and any foreign matter. Sandblast the joint opening without causing pitting or uneven surfaces. The aggregate in the elastomeric concrete may be exposed after sandblasting.

After blasting, either brush the surface with clean brushes made of hair, bristle or fiber, blow the surface with compressed air, or vacuum the surface until all traces of blast products and abrasives are removed from the surface, pockets, and corners.

If nozzle blasting is used to clean the joint opening, use compressed air that does not contain detrimental amounts of water or oil.

Examine the blast cleaned surface and remove any traces of oil, grease or smudge deposited in the cleaning operations.

Bond the seal to the blast cleaned surface on the same day the surface is blast cleaned.

#### **SEAL INSTALLATION**

Install the joint seal according to the manufacturer's procedures and recommendations and as recommended below. Do not install the joint seal if the ambient air or surface temperature is below 45°F. Have a manufacturer's certified trained factory representative present during the installation of the first seal of the project.

Before installing the joint seal, check the uninstalled seal length to insure the seal is the same length as the deck opening. When the joint seal requires splicing, use the heat welding method by placing the joint material ends against a teflon heating iron of 425-475°F for 7 - 10 seconds, then pressing the ends together tightly. Do not test the welding until the material has completely cooled.

Begin installation by protecting the top edges of the concrete deck adjacent to the vertical walls of the joint as a means to minimize clean up. After opening both cans of the bonding agent, stir each can using separate stirring rods for each component to prevent premature curing of the bonding agent. Pour the two components, at the specified mixing ratio, into a clean mixing bucket. Mix the components with a low speed drill (400 rpm max.) until a uniform gray color is achieved without visible marbling. Apply bonding agent to both sides of the elastomeric concrete as well as both sides of the joint seal, making certain to completely fill the grooves with epoxy. With gloved hands, compress the joint seal and with the help of a blunt probe, push the seal into the joint opening until the seal is recessed approximately 1/4" below the surface. When pushing down on the joint seal, apply pressure only in a downward direction. Do not push the joint seal into the joint opening at an angle that would stretch the material. Seals that are stretched during installation shall be removed and rejected. Once work on placing a seal begins, do not stop until it is completed. Clean the excess epoxy from the top of the joint seal immediately with a trowel. Do not use solvents or any cleaners to remove the excess epoxy from the top of the seal. Remove the protective cover at the joint edges and check for any excess epoxy on the surface. Remove excess epoxy with a trowel, the use of solvents or any cleaners will not be allowed.

The installed system shall be watertight and will be monitored until final inspection and approval. Do not place pavement markings on top of foam joint seals.

#### **BASIS OF PAYMENT**

Payment for all foam joint seals will be at the lump sum contract price bid for "Foam Joint Seal". Prices and payment will be full compensation for furnishing all material, including elastomeric concrete, labor, tools and equipment necessary for installing these units in place and accepted.

#### **GROUT FOR STRUCTURES**

**9-30-11**

#### **DESCRIPTION**

This special provision addresses grout for use in pile blockouts, grout pockets, shear keys, dowel holes and recesses for structures. This provision does not apply to grout placed in post-tensioning ducts for bridge beams, girders, or decks. Mix and place grout in accordance with the manufacturer's recommendations, the applicable sections of the Standard Specifications and this provision.

#### **MATERIAL REQUIREMENTS**

Use a Department approved pre-packaged, non-shrink, non-metallic grout. Contact the Materials and Tests Unit for a list of approved pre-packaged grouts and consult the manufacturer to determine if the pre-packaged grout selected is suitable for the required application.

When using an approved pre-packaged grout, a grout mix design submittal is not required.

The grout shall be free of soluble chlorides and contain less than one percent soluble sulfate. Supply water in compliance with Article 1024-4 of the Standard Specifications.

Aggregate may be added to the mix only where recommended or permitted by the manufacturer and Engineer. The quantity and gradation of the aggregate shall be in accordance with the manufacturer's recommendations.

Admixtures, if approved by the Department, shall be used in accordance with the manufacturer's recommendations. The manufacture date shall be clearly stamped on each container. Admixtures with an expired shelf life shall not be used.

The Engineer reserves the right to reject material based on unsatisfactory performance.

Initial setting time shall not be less than 10 minutes when tested in accordance with ASTM C266.

Test the expansion and shrinkage of the grout in accordance with ASTM C1090. The grout shall expand no more than 0.2% and shall exhibit no shrinkage. Furnish a Type 4 material certification showing results of tests conducted to determine the properties listed in the Standard Specifications and to assure the material is non-shrink.

Unless required elsewhere in the contract the compressive strength at 3 days shall be at least 5000 psi. Compressive strength in the laboratory shall be determined in accordance with ASTM C109 except the test mix shall contain only water and the dry manufactured material. Compressive strength in the field will be determined by molding and testing 4" x 8" cylinders in accordance with AASHTO T22. Construction loading and traffic loading shall not be allowed until the 3 day compressive strength is achieved.

When tested in accordance with ASTM C666, Procedure A, the durability factor of the grout shall not be less than 80.

## **SAMPLING AND PLACEMENT**

Place and maintain components in final position until grout placement is complete and accepted. Concrete surfaces to receive grout shall be free of defective concrete, laitance, oil, grease and other foreign matter. Saturate concrete surfaces with clean water and remove excess water prior to placing grout.

Do not place grout if the grout temperature is less than 50°F or more than 90°F or if the air temperature measured at the location of the grouting operation in the shade away from artificial heat is below 45°F.

Provide grout at a rate that permits proper handling, placing and finishing in accordance with the manufacturer's recommendations unless directed otherwise by the Engineer. Use grout free of any lumps and undispersed cement. Agitate grout continuously before placement.

Control grout delivery so the interval between placing batches in the same component does not exceed 20 minutes.

The Engineer will determine the locations to sample grout and the number and type of samples collected for field and laboratory testing. The compressive strength of the grout will be considered the average compressive strength test results of 3 cube or 2 cylinder specimens at 28 days.

## **BASIS OF PAYMENT**

No separate payment will be made for “Grout for Structures”. The cost of the material, equipment, labor, placement, and any incidentals necessary to complete the work shall be considered incidental to the structure item requiring grout.

## **ASPHALT CONCRETE TYPE S9.5C**

## **SPECIAL**

The quantity of Asphalt Concrete Type S9.5C measured as provided in Sections 610 of the Standard Specification, including furnishing all materials and placement, shall be paid for at the contract unit price per ton for “Asphalt Concrete Surface Course Type S9.5C”.

Asphalt Binder for Plant Mix shall be as provided in Section 620 of the Standard Specifications. No separate payment for Asphalt Binder for Plant Mix shall be made. Compensation for Asphalt Binder for Plant Mix shall be included in the contract unit price per ton for “Asphalt Concrete Surface Course Type S9.5C”.

Asphalt Binder for Plant Mix shall be based on the specification and tonnage of Asphalt Concrete Surface Course in accordance with the following:

| Asphalt Surface Course |                       | Asphalt Binder for Plant Mix |                               |
|------------------------|-----------------------|------------------------------|-------------------------------|
| Type                   | Tonnage               | Grade                        | Tonnage                       |
| S9.5C                  | T <sub>C</sub> (tons) | PG 70-22                     | 0.059 x T <sub>C</sub> (tons) |

The above price and payment shall be full compensation for completing these items in place. No other separate measurement of payment will be made.

## **SHOULDER RECONSTRUCTION PER SHOULDER MILE:**

(1-18-00) (Rev. 1-17-12)

560

R1 R07 D

## **Description**

This work consists of reconstructing each shoulder (including median shoulders as applicable) in accordance with Standard Drawing No. 560.01 and 560.02 of the *2012 Roadway Standard Drawings* except that the rate of slope and width will be as shown on typical section, or to the existing shoulder point, whichever is nearer, as long as the desired typical is achieved, and when completed, seeding and mulching. This work shall be performed immediately after the resurfacing operations are complete as directed by the Engineer.

## **Materials**

The Contractor shall furnish all earth material necessary for the construction of the shoulders in accordance with Section 1019 of the *2012 Standard Specifications*. All soil is subject to test and acceptance or rejection by the Engineer.

The Contractor will have the option of using Aggregate Shoulder Borrow (ASB) which meets the following gradation on maps [RDY-1&2].

| <u>Sieve</u> | <u>Percent Passing</u> |
|--------------|------------------------|
| 1 1/2"       | 100                    |
| 1/2"         | 55 - 95                |
| #4           | 35 - 74                |

**Construction Methods**

Obtain material from within the project limits or approved borrow source. Prior to adding borrow material, the existing shoulder shall be scarified to provide the proper bond and shall be compacted to the satisfaction of the Engineer.

Any excess material generated by the shoulder reconstruction shall be disposed of by the Contractor in an approved disposal site.

**Measurement and Payment**

*Shoulder Reconstruction* will be measured and paid as the actual number of miles of shoulders that have been reconstructed. Measurement will be made along the surface of each shoulder to the nearest 0.01 of a mile. Such price will include disposing of any excess material in an approved disposal site, **seeding and mulching** and for all labor, tools, equipment, and incidentals necessary to complete the work. Where ASB is used, seeding and mulching will not be required.

*Borrow Excavation* will be paid in accordance with Section 230 of the *2012 Standard Specifications* for earth material furnished by the Contractor. The requirements of Article 104-5 of the *2012 Standard Specifications* pertaining to revised contract prices for overrunning minor items will not apply to the item of *Borrow Excavation*.

Payment will be made under:

**Pay Item**

Shoulder Reconstruction  
Borrow Excavation

**Pay Unit**

Shoulder Mile  
Cubic Yard

**CONCRETE APPROACH PAVEMENT REPAIR**

**Description**

Work includes spot removal and replacement of existing unsound roadway approach pavement adjacent to bridge abutment structures. Contractor shall remove and replace deteriorated Portland Cement concrete in roadway approach pavements exposed by milling operations with an approved NCDOT concrete repair material that is suitable for an overnight repair and approved for full depth repair . Areas of roadway approach pavements that have been milled to required depths and where Portland Cement concrete pavements are not exposed will require no further work unless otherwise directed by the Engineer.

**Construction Method**

Areas that will be subject to repair shall be identified and delineated by the Engineer after milling work on the approach roadway is complete. Contractor shall core representative locations within these areas to determine if reinforcement exists, as well as the proximity of the reinforcement with respect to the top of the approach pavement. Saw existing concrete in roughly rectangular sections that circumscribe areas identified for repair. Saw cut depth shall be set to avoid cutting any existing reinforcing steel that may exist in the slab. Remove all concrete within saw cut neat lines and up to these lines, full depth, to the sub-base material under the slab with hand tools. All tools used shall be approved by the Engineer. Repair any corroded reinforcing steel by lap splicing new Grade 60 reinforcing bars to deteriorated reinforcing steel across the full width of the opening prepared in the approach pavement. Fill repair areas with approved concrete repair material to match existing milled concrete surfaces.

Assumed thickness of roadway approach pavement is twelve (12) inches.

**Measurement of Payment**

*Approach Pavement Repair* will be paid for at the contract unit price bid per square yard for all work measured and accepted. Measurement for determination of surface areas shall be made along concrete saw cut lines placed in existing pavement. Payment will be full compensation for removal and disposal of unsound and contaminated concrete, repairing or replacing of reinforcing steel, concrete repair material, and for furnishing all materials, labor, tools, equipment and incidentals necessary to complete the work.

Payment will be made under:

**Pay Item**

Concrete Approach Pavement Repair

**Pay Unit**

Sq. Yd.

**DISADVANTAGED BUSINESS ENTERPRISE (DIVISIONS):**

(10-16-07)(Rev. 1-17-12)

102-15(J)

SP1 G62

**Description**



The purpose of this Special Provision is to carry out the U.S. Department of Transportation's policy of ensuring nondiscrimination in the award and administration of contracts financed in whole or in part with Federal funds. This provision is guided by 49 CFR Part 26.

## **Definitions**

*Additional DBE Subcontractors* - Any DBE submitted at the time of bid that will not be used to meet the DBE goal. No submittal of a Letter of Intent is required.

*Committed DBE Subcontractor* - Any DBE submitted at the time of bid that is being used to meet the DBE goal by submission of a Letter of Intent. Or any DBE used as a replacement for a previously committed DBE firm.

*Contract Goal Requirement* - The approved DBE participation at time of award, but not greater than the advertised contract goal.

*DBE Goal* - A portion of the total contract, expressed as a percentage, that is to be performed by committed DBE subcontractor(s).

*Disadvantaged Business Enterprise (DBE)* - A firm certified as a Disadvantaged Business Enterprise through the North Carolina Unified Certification Program.

*Goal Confirmation Letter* - Written documentation from the Department to the bidder confirming the Contractor's approved, committed DBE participation along with a listing of the committed DBE firms.

*Manufacturer* - A firm that operates or maintains a factory or establishment that produces on the premises, the materials or supplies obtained by the Contractor.

*Regular Dealer* - A firm that owns, operates, or maintains a store, warehouse, or other establishment in which the materials or supplies required for the performance of the contract are bought, kept in stock, and regularly sold to the public in the usual course of business. A regular dealer engages in, as its principal business and in its own name, the purchase and sale or lease of the products in question. A regular dealer in such bulk items as steel, cement, gravel, stone, and petroleum products need not keep such products in stock, if it owns and operates distribution equipment for the products. Brokers and packagers are not regarded as manufacturers or regular dealers within the meaning of this section.

*North Carolina Unified Certification Program (NCUCP)* - A program that provides comprehensive services and information to applicants for DBE certification, such that an applicant is required to apply only once for a DBE certification that will be honored by all recipients of USDOT funds in the state and not limited to the Department of Transportation only. The Certification Program is in accordance with 49 CFR Part 26.

*United States Department of Transportation (USDOT)* - Federal agency responsible for issuing regulations (49 CFR Part 26) and official guidance for the DBE program.

## **Forms and Websites Referenced in this Provision**

*DBE Payment Tracking System* - On-line system in which the Contractor enters the payments made to DBE subcontractors who have performed work on the project.  
<https://apps.dot.state.nc.us/Vendor/PaymentTracking/>

*DBE-IS Subcontractor Payment Information* - Form for reporting the payments made to all DBE firms working on the project. This form is for paper bid projects only.  
<http://www.ncdot.org/doh/forms/files/DBE-IS.xls>

*RF-1 DBE Replacement Request Form* - Form for replacing a committed DBE.  
<https://apps.dot.state.nc.us/includes/download/external.html?pdf=http%3A/www.ncdot.gov/doh/forms/files/RF-1.pdf>

*SAF Subcontract Approval Form* - Form required for approval to sublet the contract.  
[http://www.ncdot.org/doh/operations/dp\\_chief\\_eng/constructionunit/saf.xls](http://www.ncdot.org/doh/operations/dp_chief_eng/constructionunit/saf.xls)

*JC-1 Joint Check Notification Form* - Form and procedures for joint check notification. The form acts as a written joint check agreement among the parties providing full and prompt disclosure of the expected use of joint checks.  
<https://apps.dot.state.nc.us/includes/download/external.html?pdf=http%3A/www.ncdot.gov/doh/forms/files/JC-1.pdf>

*Letter of Intent* - Form signed by the Contractor and the DBE subcontractor, manufacturer or regular dealer that affirms that a portion of said contract is going to be performed by the signed DBE for the amount listed at the time of bid.  
<http://www.ncdot.org/doh/preconstruct/ps/contracts/letterofintent.pdf>

*Listing of DBE Subcontractors Form* - Form for entering DBE subcontractors on a project that will meet this DBE goal. This form is for paper bids only.  
<http://www.ncdot.gov/doh/preconstruct/ps/word/MISC2.doc>

*Subcontractor Quote Comparison Sheet* - Spreadsheet for showing all subcontractor quotes in the work areas where DBEs quoted on the project. This sheet is submitted with good faith effort packages.  
[http://www.ncdot.gov/business/ocs/goodfaith/excel/Ex\\_Subcontractor\\_Quote\\_Comparison.xls](http://www.ncdot.gov/business/ocs/goodfaith/excel/Ex_Subcontractor_Quote_Comparison.xls)

## **DBE Goal**

The following DBE goal for participation by Disadvantaged Business Enterprises is established for this contract:

Disadvantaged Business Enterprises [0] %

(A) *If the DBE goal is more than zero*, the Contractor shall exercise all necessary and reasonable steps to ensure that DBEs participate in at least the percent of the contract as set forth above as the DBE goal.

(B) *If the DBE goal is zero*, the Contractor shall make an effort to recruit and use DBEs during the performance of the contract. Any DBE participation obtained shall be reported to the Department.

## Directory of Transportation Firms (Directory)

Real-time information is available about firms doing business with the Department and firms that are certified through NCUCP in the Directory of Transportation Firms. Only firms identified in the Directory as DBE certified shall be used to meet the DBE goal. The Directory can be found at the following link. <https://partner.ncdot.gov/VendorDirectory/default.html>

The listing of an individual firm in the directory shall not be construed as an endorsement of the firm's capability to perform certain work.

## Listing of DBE Subcontractors

At the time of bid, bidders shall submit all DBE participation that they anticipate to use during the life of the contract. Only those identified to meet the DBE goal will be considered committed, even though the listing shall include both committed DBE subcontractors and additional DBE subcontractors. Additional DBE subcontractor participation submitted at the time of bid will be used toward the Department's overall race-neutral goal. Only those firms with current DBE certification at the time of bid opening will be acceptable for listing in the bidder's submittal of DBE participation. The Contractor shall indicate the following required information:

**Blank forms will not be deemed to represent zero participation.** Bids submitted that do not have DBE participation indicated on the appropriate form will not be read publicly during the opening of bids. The Department will not consider these bids for award and the proposal will be rejected.

(A) *If the DBE goal is more than zero,*

(1) Bidders, at the time the bid proposal is submitted, shall submit a listing of DBE participation, including the names and addresses on *Listing of DBE Subcontractors* contained elsewhere in the contract documents in order for the bid to be considered responsive. Bidders shall indicate the total dollar value of the DBE participation for the contract.

(2) If bidders have no DBE participation, they shall indicate this on the *Listing of DBE Subcontractors* by entering the word "None" or the number "0." This form shall be completed in its entirety.

(3) The bidder shall be responsible for ensuring that the DBE is certified at the time of bid by checking the Directory of Transportation Firms. If the firm is not certified at the time of the bid-letting, that DBE's participation will not count towards achieving the DBE goal.

(B) *If the DBE goal is zero,* bidders, at the time the bid proposal is submitted, shall enter the word "None"; or the number "0"; or if there is participation, add the value on the *Listing of DBE Subcontractors* contained elsewhere in the contract documents.

## DBE Prime Contractor

When a certified DBE firm bids on a contract that contains a DBE goal, the DBE firm is responsible for meeting the goal or making good faith efforts to meet the goal, just like any other bidder. In most cases, a DBE bidder on a contract will meet the DBE goal by virtue of the work

it performs on the contract with its own forces. However, all the work that is performed by the DBE bidder and any other DBE subcontractors will count toward the DBE goal. The DBE bidder shall list itself along with any DBE subcontractors, if any, in order to receive credit toward the DBE goal.

For example, if the DBE goal is 45% and the DBE bidder will only perform 40% of the contract work, the prime will list itself at 40%, and the additional 5% shall be obtained through additional DBE participation with DBE subcontractors or documented through a good faith effort.

DBE prime contractors shall also follow Sections A or B listed under *Listing of DBE Subcontractor* just as a non-DBE bidder would.

### **Written Documentation – Letter of Intent**

The bidder shall submit written documentation for each DBE that will be used to meet the DBE goal of the contract, indicating the bidder's commitment to use the DBE in the contract. This documentation shall be submitted on the Department's form titled *Letter of Intent*.

The documentation shall be received in the office of the Engineer no later than 12:00 noon of the sixth calendar day following opening of bids, unless the sixth day falls on Saturday, Sunday or an official state holiday. In that situation, it is due in the office of the Engineer no later than 12:00 noon on the next official state business day.

If the bidder fails to submit the Letter of Intent from each committed DBE to be used toward the DBE goal, or if the form is incomplete (i.e. both signatures are not present), the DBE participation will not count toward meeting the DBE goal. If the lack of this participation drops the commitment below the DBE goal, the Contractor shall submit evidence of good faith efforts, completed in its entirety, to the Engineer no later than 12:00 noon on the eighth calendar day following opening of bids, unless the eighth day falls on Saturday, Sunday or an official state holiday. In that situation, it is due in the office of the Engineer no later than 12:00 noon on the next official state business day.

### **Submission of Good Faith Effort**

If the bidder fails to meet or exceed the DBE goal the apparent lowest responsive bidder shall submit to the Department documentation of adequate good faith efforts made to reach the DBE goal.

One complete set and (No. of Copies) copies of this information shall be received in the office of the Engineer no later than 12:00 noon of the sixth calendar day following opening of bids, unless the sixth day falls on Saturday, Sunday or an official state holiday. In that situation, it is due in the office of the Engineer no later than 12:00 noon on the next official state business day.

Note: Where the information submitted includes repetitious solicitation letters, it will be acceptable to submit a representative letter along with a distribution list of the firms that were solicited. Documentation of DBE quotations shall be a part of the good faith effort submittal. This documentation may include written subcontractor quotations, telephone log notations of verbal quotations, or other types of quotation documentation.

### **Consideration of Good Faith Effort for Projects with DBE Goals More Than Zero**

Adequate good faith efforts mean that the bidder took all necessary and reasonable steps to achieve the goal which, by their scope, intensity, and appropriateness, could reasonably be expected to obtain sufficient DBE participation. Adequate good faith efforts also mean that the bidder actively and aggressively sought DBE participation. Mere *pro forma* efforts are not considered good faith efforts.

The Department will consider the quality, quantity, and intensity of the different kinds of efforts a bidder has made. Listed below are examples of the types of actions a bidder will take in making a good faith effort to meet the goal and are not intended to be exclusive or exhaustive, nor is it intended to be a mandatory checklist.

(A) Soliciting through all reasonable and available means (e.g. attendance at pre-bid meetings, advertising and/or written notices through the use of the NCDOT Directory of Transportation Firms) the interest of all certified DBEs who have the capability to perform the work of the contract. The bidder must solicit this interest within at least 10 days prior to bid opening to allow the DBEs to respond to the solicitation. Solicitation shall provide the opportunity to DBEs within the Division and surrounding Divisions where the project is located. The bidder must determine with certainty if the DBEs are interested by taking appropriate steps to follow up initial solicitations.

(B) Selecting portions of the work to be performed by DBEs in order to increase the likelihood that the DBE goals will be achieved. This includes, where appropriate, breaking out contract work items into economically feasible units to facilitate DBE participation, even when the prime contractor might otherwise prefer to perform these work items with its own forces.

(C) Providing interested DBEs with adequate information about the plans, specifications, and requirements of the contract in a timely manner to assist them in responding to a solicitation.

(D) (1) Negotiating in good faith with interested DBEs. It is the bidder's responsibility to make a portion of the work available to DBE subcontractors and suppliers and to select those portions of the work or material needs consistent with the available DBE subcontractors and suppliers, so as to facilitate DBE participation. Evidence of such negotiation includes the names, addresses, and telephone numbers of DBEs that were considered; a description of the information provided regarding the plans and specifications for the work selected for subcontracting; and evidence as to why additional agreements could not be reached for DBEs to perform the work.

(2) A bidder using good business judgment would consider a number of factors in negotiating with subcontractors, including DBE subcontractors, and would take a firm's price and capabilities as well as contract goals into consideration. However, the fact that there may be some additional costs involved in finding and using DBEs is not in itself sufficient reason for a bidder's failure to meet the contract DBE goal, as long as such costs are reasonable. Also, the ability or desire of a prime contractor to perform the work of a contract with its own organization does not relieve the bidder of the responsibility to make good faith efforts. Bidding contractors are not, however, required to accept higher quotes from DBEs if the price difference is excessive or unreasonable.

(E) Not rejecting DBEs as being unqualified without sound reasons based on a thorough investigation of their capabilities. The bidder's standing within its industry, membership in

specific groups, organizations, or associates and political or social affiliations (for example, union vs. non-union employee status) are not legitimate causes for the rejection or non-solicitation of bids in the bidder's efforts to meet the project goal.

(F) Making efforts to assist interested DBEs in obtaining bonding, lines of credit, or insurance as required by the recipient or bidder.

(G) Making efforts to assist interested DBEs in obtaining necessary equipment, supplies, materials, or related assistance or services.

(H) Effectively using the services of available minority/women community organizations; minority/women contractors' groups; Federal, State, and local minority/women business assistance offices; and other organizations as allowed on a case-by-case basis to provide assistance in the recruitment and placement of DBEs. Contact within 7 days from the bid opening the Business Development Manager in the Business Opportunity and Work Force Development Unit to give notification of the bidder's inability to get DBE quotes.

(I) Any other evidence that the bidder submits which shows that the bidder has made reasonable good faith efforts to meet the DBE goal.

In addition, the Department may take into account the following:

(1) Whether the bidder's documentation reflects a clear and realistic plan for achieving the DBE goal.

(2) The bidders' past performance in meeting the DBE goals.

(3) The performance of other bidders in meeting the DBE goal. For example, when the apparent successful bidder fails to meet the DBE goal, but others meet it, you may reasonably raise the question of whether, with additional reasonable efforts the apparent successful bidder could have met the goal. If the apparent successful bidder fails to meet the DBE goal, but meets or exceeds the average DBE participation obtained by other bidders, the Department may view this, in conjunction with other factors, as evidence of the apparent successful bidder having made a good faith effort.

If the Department does not award the contract to the apparent lowest responsive bidder, the Department reserves the right to award the contract to the next lowest responsive bidder that can satisfy to the Department that the DBE goal can be met or that an adequate good faith effort has been made to meet the DBE goal.

### **Non-Good Faith Appeal**

The Engineer will notify the contractor verbally and in writing of non-good faith. A contractor may appeal a determination of non-good faith made by the Goal Compliance Committee. If a contractor wishes to appeal the determination made by the Committee, they shall provide written notification to the Engineer. The appeal shall be made within 2 business days of notification of the determination of non-good faith.

### **Counting DBE Participation Toward Meeting DBE Goal**

(A) Participation

The total dollar value of the participation by a committed DBE will be counted toward the contract goal requirement. The total dollar value of participation by a committed DBE will be based upon the value of work actually performed by the DBE and the actual payments to DBE firms by the Contractor.

(B) Joint Checks

Prior notification of joint check use shall be required when counting DBE participation for services or purchases that involves the use of a joint check. Notification shall be through submission of Form JC-1 (*Joint Check Notification Form*) and the use of joint checks shall be in accordance with the Department's Joint Check Procedures.

(C) Subcontracts (Non-Trucking)

A DBE may enter into subcontracts. Work that a DBE subcontracts to another DBE firm may be counted toward the contract goal requirement. Work that a DBE subcontracts to a non-DBE firm does not count toward the contract goal requirement. If a DBE contractor or subcontractor subcontracts a significantly greater portion of the work of the contract than would be expected on the basis of standard industry practices, it shall be presumed that the DBE is not performing a commercially useful function. The DBE may present evidence to rebut this presumption to the Department. The Department's decision on the rebuttal of this presumption is subject to review by the Federal Highway Administration but is not administratively appealable to USDOT.

(D) Joint Venture

When a DBE performs as a participant in a joint venture, the Contractor may count toward its contract goal requirement a portion of the total value of participation with the DBE in the joint venture, that portion of the total dollar value being a distinct clearly defined portion of work that the DBE performs with its forces.

(E) Suppliers

A contractor may count toward its DBE requirement 60 percent of its expenditures for materials and supplies required to complete the contract and obtained from a DBE regular dealer and 100 percent of such expenditures from a DBE manufacturer.

(F) Manufacturers and Regular Dealers

A contractor may count toward its DBE requirement the following expenditures to DBE firms that are not manufacturers or regular dealers:

(1) The fees or commissions charged by a DBE firm for providing a *bona fide* service, such as professional, technical, consultant, or managerial services, or for providing bonds or insurance specifically required for the performance of a DOT-assisted contract, provided the fees or commissions are determined to be reasonable and not excessive as compared with fees and commissions customarily allowed for similar services.

(2) With respect to materials or supplies purchased from a DBE, which is neither a manufacturer nor a regular dealer, count the entire amount of fees or commissions charged for assistance in the procurement of the materials and supplies, or fees or transportation charges for the delivery of materials or supplies required on a job site (but not the cost of the materials and supplies themselves), provided the fees are determined to be reasonable and not excessive as compared with fees customarily allowed for similar services.

### **Commercially Useful Function**

#### **(A) DBE Utilization**

The Contractor may count toward its contract goal requirement only expenditures to DBEs that perform a commercially useful function in the work of a contract. A DBE performs a commercially useful function when it is responsible for execution of the work of the contract and is carrying out its responsibilities by actually performing, managing, and supervising the work involved. To perform a commercially useful function, the DBE shall also be responsible with respect to materials and supplies used on the contract, for negotiating price, determining quality and quantity, ordering the material and installing (where applicable) and paying for the material itself. To determine whether a DBE is performing a commercially useful function, the Department will evaluate the amount of work subcontracted, industry practices, whether the amount the firm is to be paid under the contract is commensurate with the work it is actually performing and the DBE credit claimed for its performance of the work, and any other relevant factors.

#### **(B) DBE Utilization in Trucking**

The following factors will be used to determine if a DBE trucking firm is performing a commercially useful function:

(1) The DBE shall be responsible for the management and supervision of the entire trucking operation for which it is responsible on a particular contract, and there shall not be a contrived arrangement for the purpose of meeting DBE goals.

(2) The DBE shall itself own and operate at least one fully licensed, insured, and operational truck used on the contract.

(3) The DBE receives credit for the total value of the transportation services it provides on the contract using trucks it owns, insures, and operates using drivers it employs.

(4) The DBE may subcontract the work to another DBE firm, including an owner-operator who is certified as a DBE. The DBE who subcontracts work to another DBE receives credit for the total value of the transportation services the subcontracted DBE provides on the contract.

(5) The DBE may also subcontract the work to a non-DBE firm, including from an owner-operator. The DBE who subcontracts the work to a non-DBE is entitled to credit for the total value of transportation services provided by the non-DBE subcontractor not to exceed the value of transportation services provided by DBE-owned trucks on the contract. Additional participation by non-DBE subcontractors receives credit only for the fee or commission it receives as a result of



the subcontract arrangement. The value of services performed under subcontract agreements between the DBE and the Contractor will not count towards the DBE contract requirement.

(6) A DBE may lease truck(s) from an established equipment leasing business open to the general public. The lease must indicate that the DBE has exclusive use of and control over the truck. This requirement does not preclude the leased truck from working for others during the term of the lease with the consent of the DBE, so long as the lease gives the DBE absolute priority for use of the leased truck. This type of lease may count toward the DBE's credit as long as the driver is under the DBE's payroll.

(7) Subcontracted/leased trucks shall display clearly on the dashboard the name of the DBE that they are subcontracted/leased to and their own company name if it is not identified on the truck itself. Magnetic door signs are not permitted.

### **DBE Replacement**

When a Contractor has relied on a commitment to a DBE firm (or an approved substitute DBE firm) to meet all or part of a contract goal requirement, the contractor shall not terminate the DBE for convenience. This includes, but is not limited to, instances in which the Contractor seeks to perform the work of the terminated subcontractor with another DBE subcontractor, a non-DBE subcontractor, or with the Contractor's own forces or those of an affiliate. A DBE may only be terminated after receiving the Engineer's written approval based upon a finding of good cause for the termination.

All requests for replacement of a committed DBE firm shall be submitted to the Engineer for approval on Form RF-1 (*DBE Replacement Request*). If the Contractor fails to follow this procedure, the Contractor may be disqualified from further bidding for a period of up to 6 months.

The Contractor shall comply with the following for replacement of a committed DBE:

#### **(A) Performance Related Replacement**

When a committed DBE is terminated for good cause as stated above, an additional DBE that was submitted at the time of bid may be used to fulfill the DBE commitment. A good faith effort will only be required for removing a committed DBE if there were no additional DBEs submitted at the time of bid to cover the same amount of work as the DBE that was terminated.

If a replacement DBE is not found that can perform at least the same amount of work as the terminated DBE, the Contractor shall submit a good faith effort documenting the steps taken. Such documentation shall include, but not be limited to, the following:

- (1) Copies of written notification to DBEs that their interest is solicited in contracting the work defaulted by the previous DBE or in subcontracting other items of work in the contract.
- (2) Efforts to negotiate with DBEs for specific subbids including, at a minimum:
  - (a) The names, addresses, and telephone numbers of DBEs who were contacted.
  - (b) A description of the information provided to DBEs regarding the plans and specifications for portions of the work to be performed.

- (3) A list of reasons why DBE quotes were not accepted.
- (4) Efforts made to assist the DBEs contacted, if needed, in obtaining bonding or insurance required by the Contractor.

(B) Decertification Replacement

(1) When a committed DBE is decertified by the Department after the SAF (*Subcontract Approval Form*) has been received by the Department, the Department will not require the Contractor to solicit replacement DBE participation equal to the remaining work to be performed by the decertified firm. The participation equal to the remaining work performed by the decertified firm will count toward the contract goal requirement.

(2) When a committed DBE is decertified prior to the Department receiving the SAF (*Subcontract Approval Form*) for the named DBE firm, the Contractor shall take all necessary and reasonable steps to replace the DBE subcontractor with another DBE subcontractor to perform at least the same amount of work to meet the DBE goal requirement. If a DBE firm is not found to do the same amount of work, a good faith effort must be submitted to NCDOT (see A herein for required documentation).

### **Changes in the Work**

When the Engineer makes changes that result in the reduction or elimination of work to be performed by a committed DBE, the Contractor will not be required to seek additional participation. When the Engineer makes changes that result in additional work to be performed by a DBE based upon the Contractor's commitment, the DBE shall participate in additional work to the same extent as the DBE participated in the original contract work.

When the Engineer makes changes that result in extra work, which has more than a minimal impact on the contract amount, the Contractor shall seek additional participation by DBEs unless otherwise approved by the Engineer.

When the Engineer makes changes that result in an alteration of plans or details of construction, and a portion or all of the work had been expected to be performed by a committed DBE, the Contractor shall seek participation by DBEs unless otherwise approved by the Engineer.

When the Contractor requests changes in the work that result in the reduction or elimination of work that the Contractor committed to be performed by a DBE, the Contractor shall seek additional participation by DBEs equal to the reduced DBE participation caused by the changes.

### **Reports and Documentation**

A SAF (*Subcontract Approval Form*) shall be submitted for all work which is to be performed by a DBE subcontractor. The Department reserves the right to require copies of actual subcontract agreements involving DBE subcontractors.

When using transportation services to meet the contract commitment, the Contractor shall submit a proposed trucking plan in addition to the SAF. The plan shall be submitted prior to beginning construction on the project. The plan shall include the names of all trucking firms proposed for

use, their certification type(s), the number of trucks owned by the firm, as well as the individual truck identification numbers, and the line item(s) being performed.

Within 30 calendar days of entering into an agreement with a DBE for materials, supplies or services, not otherwise documented by the SAF as specified above, the Contractor shall furnish the Engineer a copy of the agreement. The documentation shall also indicate the percentage (60% or 100%) of expenditures claimed for DBE credit.

### **Reporting Disadvantaged Business Enterprise Participation**

The Contractor shall provide the Engineer with an accounting of payments made to all DBE firms, including material suppliers and contractors at all levels (prime, subcontractor, or second tier subcontractor). This accounting shall be furnished to the Engineer for any given month by the end of the following month. Failure to submit this information accordingly may result in the following action:

- (A) Withholding of money due in the next partial pay estimate; or
- (B) Removal of an approved contractor from the prequalified bidders' list or the removal of other entities from the approved subcontractors list.

While each contractor (prime, subcontractor, 2nd tier subcontractor) is responsible for accurate accounting of payments to DBEs, it shall be the prime contractor's responsibility to report all monthly and final payment information in the correct reporting manner.

Failure on the part of the Contractor to submit the required information in the time frame specified may result in the disqualification of that contractor and any affiliate companies from further bidding until the required information is submitted.

Failure on the part of any subcontractor to submit the required information in the time frame specified may result in the disqualification of that contractor and any affiliate companies from being approved for work on future projects until the required information is submitted.

Contractors reporting transportation services provided by non-DBE lessees shall evaluate the value of services provided during the month of the reporting period only.

At any time, the Engineer can request written verification of subcontractor payments.

The Contractor shall report the accounting of payments on the Department's DBE-IS (*Subcontractor Payment Information*) with each invoice. Invoices will not be processed for payment until the DBE-IS is received.

### **Failure to Meet Contract Requirements**

Failure to meet contract requirements in accordance with Subarticle 102-15(J) of the *2012 Standard Specifications* may be cause to disqualify the Contractor.

**LISTING OF DBE SUBCONTRACTORS**

---

Sheet \_\_\_\_\_ of \_\_\_\_\_

| FIRM NAME AND ADDRESS | DBE | ITEM NO. | ITEM DESCRIPTION | * AGREED UPON UNIT PRICE | ** DOLLAR VOLUME OF IT |
|-----------------------|-----|----------|------------------|--------------------------|------------------------|
|-----------------------|-----|----------|------------------|--------------------------|------------------------|

\*\* Dollar Volume of DBE Subcontractor \$ \_\_\_\_\_

DBE Percentage of Total Contract Bid Price \_\_\_\_\_ %

**This form must be completed in order for the Bid to be considered responsive and be publicly read. Bidders with no DBE participation must so indicate this on the form by entering the word or number zero.**

**ATTACHMENT ‘A’**

**FOR  
INFORMATION  
ONLY**

## BRIDGE DECK EVALUATION SUMMARY

Bridge: **480102** County: **IREDELL** Inspection Date: **10/19/2009**

Route **I-40 WBL** over **THIRD CREEK**

### I. INSPECTION:

| SPAN  | DECK AREA       | DELAMINATIONS |      | SPALLS       |      | PATCHES      |      | CRACKS (> 1/32") |
|-------|-----------------|---------------|------|--------------|------|--------------|------|------------------|
| 1     | 1680.00 Sq. Ft. | 0.00 Sq. Ft.  | 0.0% | 0.00 Sq. Ft. | 0.0% | 0.00 Sq. Ft. | 0.0% | 0.0 Lin. Ft.     |
| 2     | 1680.00 Sq. Ft. | 0.00 Sq. Ft.  | 0.0% | 0.00 Sq. Ft. | 0.0% | 0.00 Sq. Ft. | 0.0% | 0.0 Lin. Ft.     |
| 3     | 1680.00 Sq. Ft. | 0.00 Sq. Ft.  | 0.0% | 0.00 Sq. Ft. | 0.0% | 0.00 Sq. Ft. | 0.0% | 0.0 Lin. Ft.     |
| Total | 5040.00 Sq. Ft. | 0.00 Sq. Ft.  | 0.0% | 0.00 Sq. Ft. | 0.0% | 0.00 Sq. Ft. | 0.0% | 0.0 Lin. Ft.     |

### II. CONCRETE & REINFORCEMENT:

| TEST LOCATION            | ASPHALT THICKNESS | TOP REINFORCING BAR COVER FROM TOP OF ASPHALT | CONCRETE STRENGTH | CHLORIDE CONTENT                |                                 |
|--------------------------|-------------------|---|-------------------|---------------------------------|---------------------------------|
|                          |                   |   |                   | TOP SAMPLE                      | BOTTOM SAMPLE                   |
| 1                        | 3.25 in.          | 5.50 in.                                      | NA                | <b>2.53 lbs./yd<sup>3</sup></b> | 1.53 lbs./yd <sup>3</sup>       |
| 2                        | 2.50 in.          | 4.75 in.                                      | NA                | <b>2.34 lbs./yd<sup>3</sup></b> | 1.23 lbs./yd <sup>3</sup>       |
| 3                        | 2.88 in.          | 5.13 in.                                      | NA                | 0.78 lbs./yd <sup>3</sup>       | <b>2.07 lbs./yd<sup>3</sup></b> |
| 4                        | 3.00 in.          | 5.25 in.                                      | NA                | <b>2.65 lbs./yd<sup>3</sup></b> | 1.79 lbs./yd <sup>3</sup>       |
| 5                        | 3.50 in.          | 5.75 in.                                      | NA                | 1.44 lbs./yd <sup>3</sup>       | 0.87 lbs./yd <sup>3</sup>       |
| 6                        | 3.00 in.          | 5.25 in.                                      | NA                | 1.32 lbs./yd <sup>3</sup>       | 0.86 lbs./yd <sup>3</sup>       |
| 7                        | 3.50 in.          | 5.75 in.                                      | NA                | 1.31 lbs./yd <sup>3</sup>       | 0.86 lbs./yd <sup>3</sup>       |
| 8                        | 3.00 in.          | 5.25 in.                                      | NA                | 0.87 lbs./yd <sup>3</sup>       | 1.69 lbs./yd <sup>3</sup>       |
| 9                        | 3.00 in.          | 5.25 in.                                      | NA                | 0.87 lbs./yd <sup>3</sup>       | 0.43 lbs./yd <sup>3</sup>       |
| 10                       | 2.50 in.          | 4.75 in.                                      | NA                | 0.87 lbs./yd <sup>3</sup>       | 0.52 lbs./yd <sup>3</sup>       |
| AVERAGE                  | 3.01 in.          | 5.26 in.                                      | NA                | 1.50 lbs./yd <sup>3</sup>       | 1.18 lbs./yd <sup>3</sup>       |
| HIGHEST CHLORIDE CONTENT |                   |   |                   | TOP SAMPLE                      | 2.65 lbs./yd <sup>3</sup>       |
|                          |                   |   |                   | BOTTOM SAMPLE                   | 2.07 lbs./yd <sup>3</sup>       |

CHLORIDE VALUES OVER 2.00 lbs./yd<sup>3</sup> IN TOP SAMPLE ARE SHOWN IN **BOLD**

CHLORIDE VALUES OVER 2.00 lbs./yd<sup>3</sup> IN BOTTOM SAMPLE ARE SHOWN IN **BOLD**

TOTAL NUMBER = 3

TOTAL NUMBER = 1

III. COMMENTS: ENTIRE DECK HAD ASPHALT WEARING SURFACE



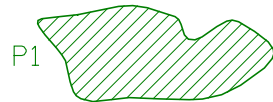
559 Jones Franklin Rd. Suite 164  
Raleigh, N.C. 27606  
Bus: 919 851 8077  
Fax: 919 851 8107

TRANSPORTATION PLANNING/DESIGN - BRIDGE/STRUCTURE DESIGN  
CIVIL/SITE DESIGN - GIS/GPS - CONSTRUCTION OBSERVATION

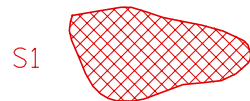
# LEGEND



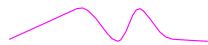
..... DELAMINATION



..... PATCH



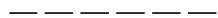
..... SPALL



..... CRACK



..... TEST LOCATION



..... CENTERLINE OF BEAM



559 Jones Franklin Rd. Suite 164  
Raleigh, N.C. 27606  
Bus: 919 851 8077  
Fax: 919 851 8107  
LICENSE NO. F-0377

TRANSPORTATION PLANNING/DESIGN - BRIDGE/STRUCTURE DESIGN  
CIVIL/SITE DESIGN - GIS/GPS - CONSTRUCTION OBSERVATION

BRIDGE NO.: 480 102

COUNTY: IREDELL

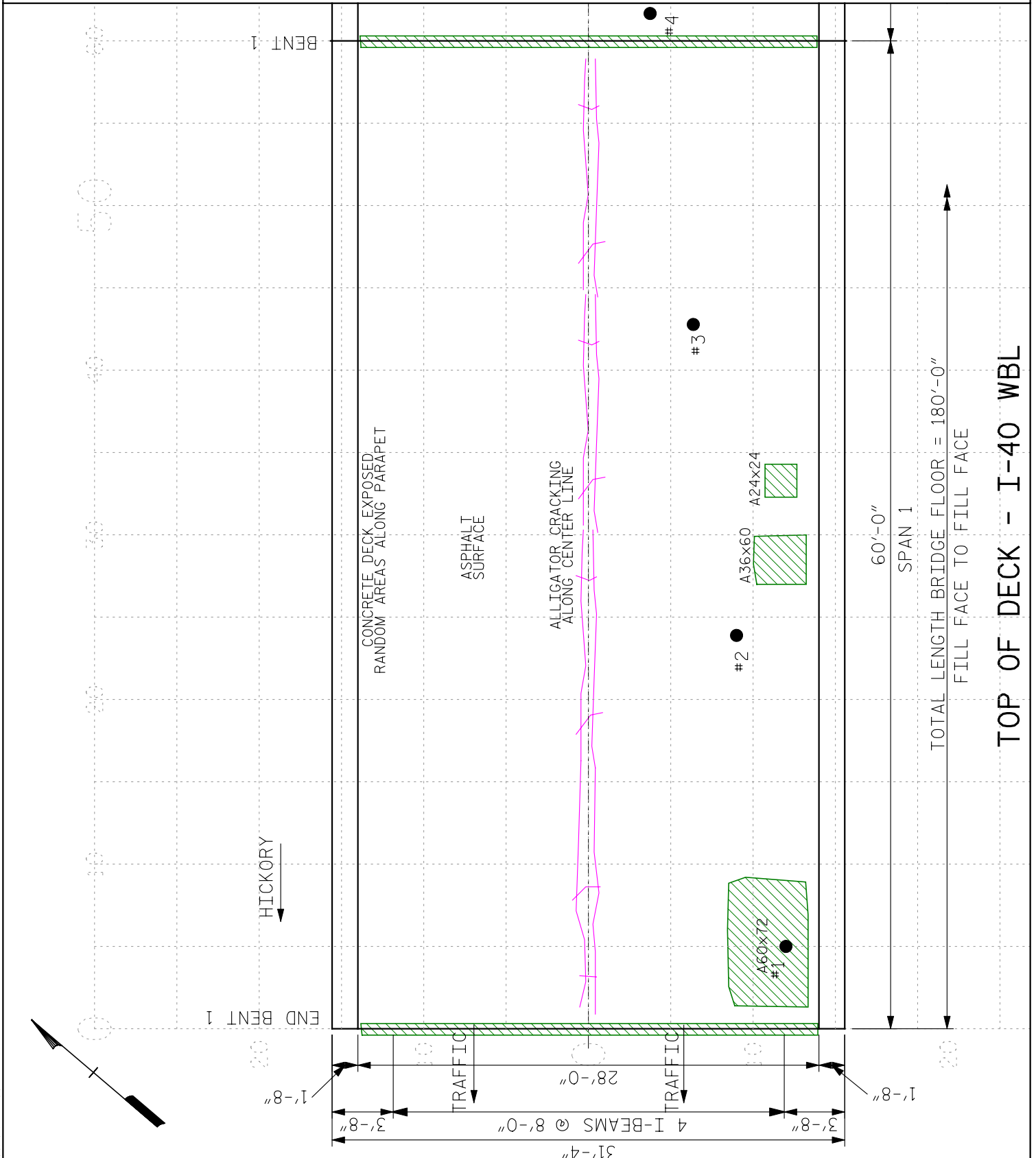
INSPECTION BY: GGW

INSPECTION DATE: 10-19-09

DRAWN BY: JCP/ZPN

CHECKED BY: JAD

DATE: 11-9-09







559 Jones Franklin Rd. Suite 164  
Raleigh, N.C. 27606  
Bus: 919 851 8077  
Fax: 919 851 8107  
LICENSE NO. F-0377

TRANSPORTATION PLANNING/DESIGN - BRIDGE/STRUCTURE DESIGN  
CIVIL/SITE DESIGN - GIS/GPS - CONSTRUCTION OBSERVATION

BRIDGE NO.: 480 102

COUNTY: IREDELL

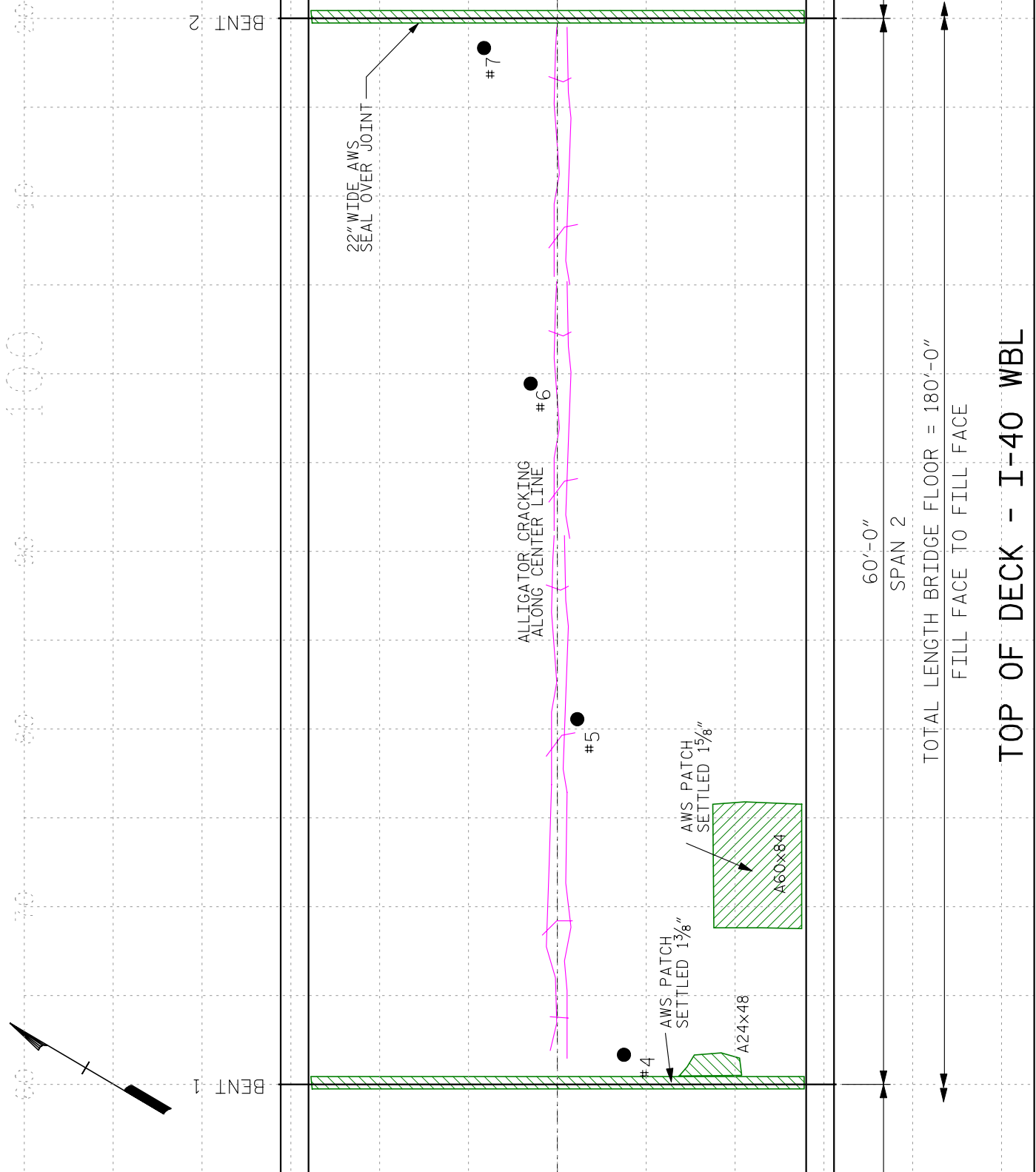
INSPECTION BY: GGW

INSPECTION DATE: 10-19-09

DRAWN BY: JCP/ZPN

CHECKED BY: JAD

DATE: 11-9-09



TOP OF DECK - I-40 WBL



559 Jones Franklin Rd. Suite 164  
Raleigh, N.C. 27606  
Bus: 919 851 8077  
Fax: 919 851 8107  
LICENSE NO. F-0377

TRANSPORTATION PLANNING/DESIGN - BRIDGE/STRUCTURE DESIGN  
CIVIL/SITE DESIGN - GIS/GPS - CONSTRUCTION OBSERVATION

BRIDGE NO.: 480102

COUNTY: IREDELL

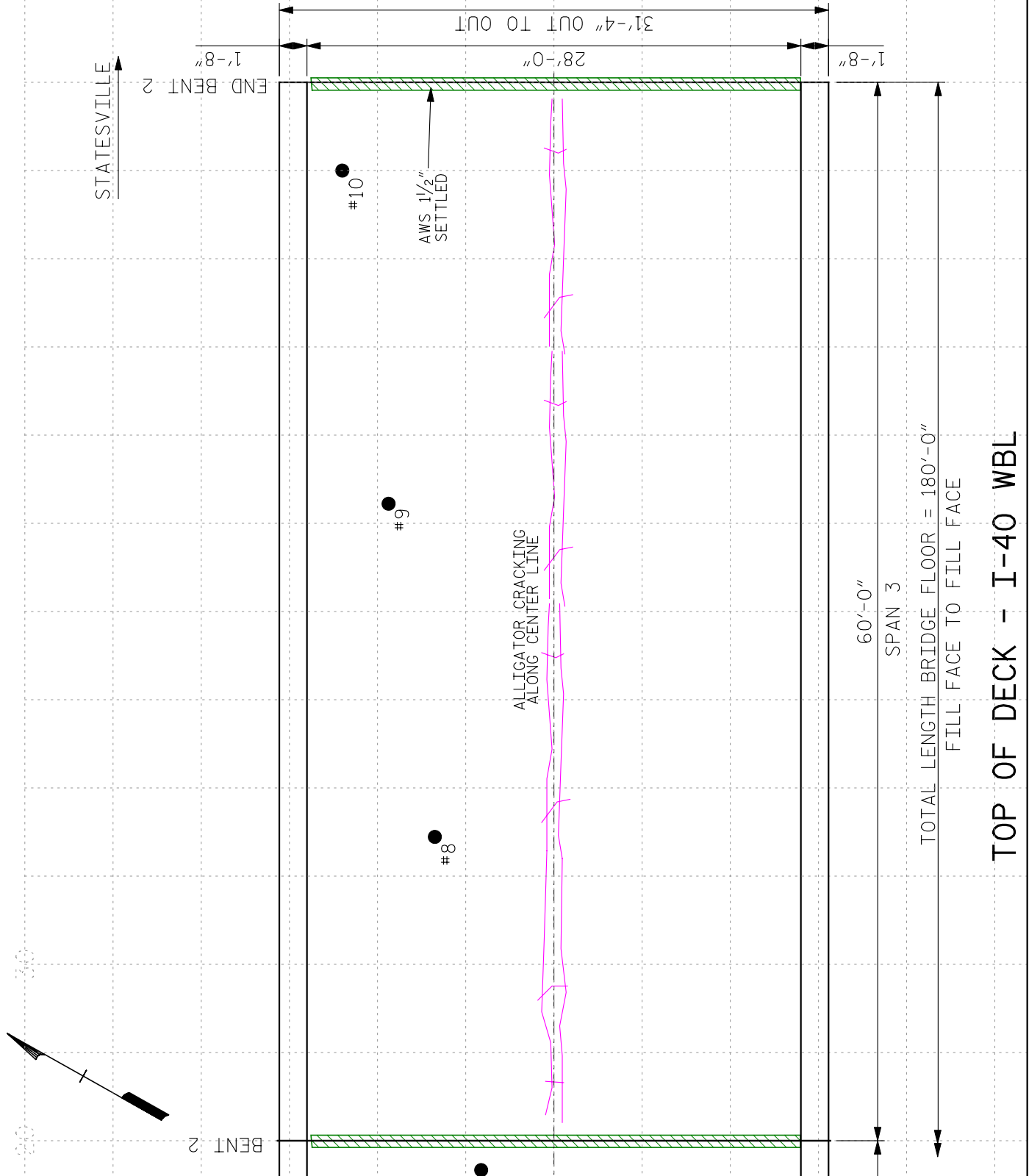
INSPECTION BY: GGW

INSPECTION DATE: 10-19-09

DRAWN BY: JCP/ZPN

CHECKED BY: JAD

DATE: 11-9-09





559 Jones Franklin Rd. Suite 164  
Raleigh, N.C. 27606  
Bus: 919 851 8077  
Fax: 919 851 8107  
LICENSE NO. F-0377

TRANSPORTATION PLANNING/DESIGN - BRIDGE/STRUCTURE DESIGN  
CIVIL/SITE DESIGN - GIS/GPS - CONSTRUCTION OBSERVATION

BRIDGE NO.: 480102

COUNTY: IREDELL


INSPECTION BY: GGW

INSPECTION DATE: 10-19-09

DRAWN BY: JCP/ZPN

CHECKED BY: JAD

DATE: 11-9-09





559 Jones Franklin Rd. Suite 164  
Raleigh, N.C. 27606  
Bus: 919 851 8077  
Fax: 919 851 8107  
LICENSE NO. F-0377

TRANSPORTATION PLANNING/DESIGN - BRIDGE/STRUCTURE DESIGN  
CIVIL/SITE DESIGN - GIS/GPS - CONSTRUCTION OBSERVATION

BRIDGE NO.: 480 102

COUNTY: IREDELL

INSPECTION BY: GGW

INSPECTION DATE: 10-19-09

DRAWN BY: JCP/ZPN

CHECKED BY: JAD

DATE: 11-9-09



TRANSVERSE CRACKS  
W/ SPALLING & FORM  
BOARD OVER SPALL

SCALING BOTTOM  
OF DECK

SOUTH EXTERIOR BENT  
DIAPHRAGM W/ 6\"/>

60'-0"  
SPAN 2

TOTAL LENGTH BRIDGE FLOOR = 180'-0"  
FILL FACE TO FILL FACE

BOTTOM OF DECK - I-40 WBL



559 Jones Franklin Rd. Suite 164  
Raleigh, N.C. 27606  
Bus: 919 851 8077  
Fax: 919 851 8107  
LICENSE NO. F-0377

TRANSPORTATION PLANNING/DESIGN - BRIDGE/STRUCTURE DESIGN  
CIVIL/SITE DESIGN - GIS/GPS - CONSTRUCTION OBSERVATION

BRIDGE NO.: 480102

COUNTY: IREDELL

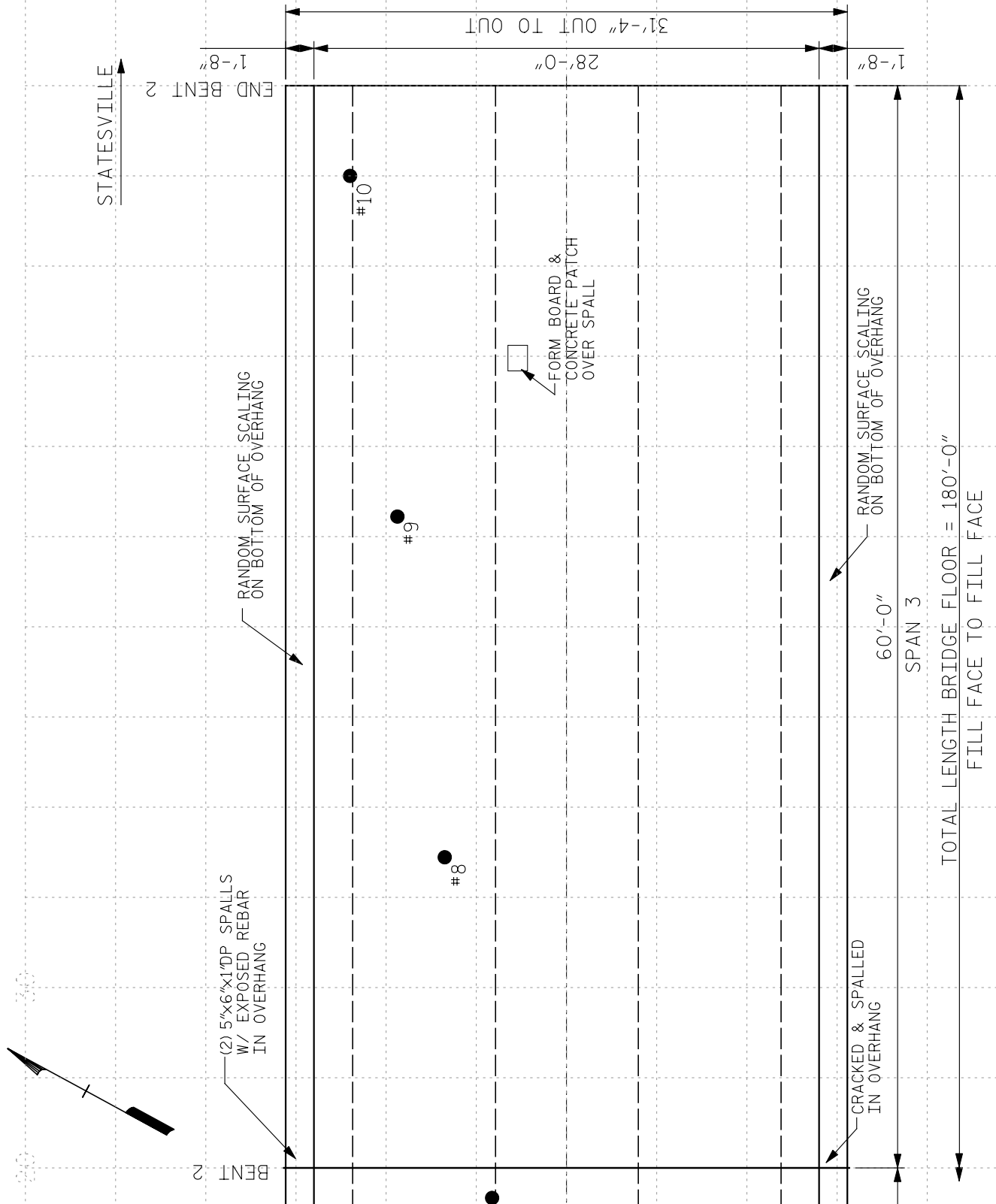
INSPECTION BY: GGW

INSPECTION DATE: 10-19-09

DRAWN BY: JCP/ZPN

CHECKED BY: JAD

DATE: 11-9-09



BOTTOM OF DECK - I-40 WBL

### ITEMIZED PROPOSAL FOR PROJECT NO. BP-5300AA

The Contractor agrees to provide the services outlined in this proposal for the following fixed price:

| Line No. | Item No.     | Sec # | Description  | Quantity  | Unit Cost | Amount |
|----------|--------------|-------|--|-----------|-----------|--------|
| 1        | 0000100000-N | 800   | MOBILIZATION   | LS        | LS        |        |
| 2        | 0106000000-E | 230   | BORROW EXCAVATION  | 1 CY      |           |        |
| 3        | 1245000000-E | SP    | SHOULDER RECONSTRUCTION  | .076 SMI  |           |        |
| 4        | 1880000000-E | SP    | ASPH CONC SURFACE COURSE, TYPE S9.5C   | 80 TON    |           |        |
| 4        | 1297000000-E | 607   | MILLING ASPHALT PAVEMENT (3.0") DEPTH  | 1122 SY   |           |        |
| 5        | 1308000000-E | 607   | MILLING ASPHALT PAVEMENT (1.5") TO (4.5")  | 898 SY    |           |        |
| 5        | 3345000000-E | 864   | REMOVE & RESET EXISTING GUARDRAIL  | 1300 LF   |           |        |
| 6        | 4400000000-E | 1110  | STATIONARY WORK ZONE SIGNS   | 257 SF    |           |        |
| 7        | 4405000000-E | 1110  | PORTABLE WORK ZONE SIGNS   | 304 SF    |           |        |
| 8        | 4410000000-E | 1110  | BARRICADE MOUNTED WORK ZONE SIGNS  | 56 SF     |           |        |
| 9        | 4415000000-N | 1115  | FLASHING ARROW BOARD   | 2 EA      |           |        |
| 10       | 4420000000-N | 1120  | PORTABLE CHANGEABLE MESSAGE SIGNS  | 6 EA      |           |        |
| 11       | 4430000000-N | 1130  | DRUMS  | 150 EA    |           |        |
| 12       | 4445000000-E | 1145  | BARRICADES (TYPE III)  | 104 LF    |           |        |
| 13       | 4480000000-N | 1165  | TMA  | 1 EA      |           |        |
| 14       | 4510000000-N | SP    | LAW ENFORCEMENT  | 400 HR    |           |        |
| 15       | 4847100000-E | 1205  | POLYUREA LINES (6") HIGHLY RELECTIVE ELEMENTS  | 1450 LF   |           |        |
| 16       | 4905000000-N | 1253  | SNOWPLOWABLE RAISED PAVEMENT MARKERS   | 8 EA      |           |        |
| 17       | 8161000000-E | 420   | GROOVING BRIDGE FLOORS   | 11976 SF  |           |        |
| 18       | 8692000000-N | SP    | FOAM JOINT SEALS   | LS        | LS        |        |
| 19       | 8881000000-E | SP    | GENERIC STRUCTURE ITEM (LATEX MODIFIED CONC OVERLAY-VERY EARLY STRENGTH)                 | 103.6 CY  |           |        |
| 20       | 8893000000-E | SP    | GENERIC STRUCTURE ITEM ( CONCRETE APPROACH PAVEMENT REPAIR)                              | 10 SY     |           |        |
| 21       | 8893000000-E | SP    | GENERIC STRUCTURE ITEM (HYDRODEMOLITION OF BRIDGE DECK)                                  | 1546.8 SY |           |        |
| 22       | 8893000000-E | SP    | GENERIC STRUCTURE ITEM (PLACING & FINISHING LATEX MODIFIED CONCRETE-VERY EARLY STRENGTH) | 1546.8 SY |           |        |
| 23       | 8893000000-E | SP    | GENERIC STRUCTURE ITEM (SCARIFYING BRIDGE DECK)  | 1546.8 SY |           |        |

|   |  |  |  |  |  |  |
|---|--|--|--|--|--|--|
|   |  |  |  |  |  |  |
|   |  |  |  |  |  |  |
|   |  |  |  |  |  |  |
|   |  |  |  |  |  |  |
|   |  |  |  |  |  |  |
|   |  |  |  |  |  |  |
|   |  |  |  |  |  |  |
|   |  |  |  |  |  |  |
|   |  |  |  |  |  |  |
|   |  |  |  |  |  |  |
|   |  |  |  |  |  |  |
|   |  |  |  |  |  |  |
| <b>TOTAL AMOUNT OF BID FOR ENTIRE PROJECT</b> |  |  |  |  |  |  |

CONTRACTOR\_\_\_\_\_

ADDRESS\_\_\_\_\_

Contractor’s License Number\_\_\_\_\_

Authorized Agent\_\_\_\_\_Title\_\_\_\_\_

Signature\_\_\_\_\_Date\_\_\_\_\_

Witness\_\_\_\_\_Title\_\_\_\_\_

Signature\_\_\_\_\_Date\_\_\_\_\_

**ACCEPTANCE OF PROPOSAL**

AGENCY: NC DEPARTMENT OF TRANSPORTATION, RALEIGH, NC

BY: \_\_\_\_\_, STATE BRIDGE MANAGEMENT ENGINEER

Rev 7-20-08

Contract Number\_\_\_\_\_

County\_\_\_\_\_

## **APPENDIX**



Contract No. \_\_\_\_\_

Rev. 4-19-11

County \_\_\_\_\_

**EXECUTION OF BID  
NON-COLLUSION AFFIDAVIT, DEBARMENT CERTIFICATION AND GIFT BAN CERTIFICATION**

**CORPORATION**

The person executing the bid, on behalf of the Bidder, being duly sworn, solemnly swears (or affirms) that neither he, nor any official, agent or employee of the bidder has entered into any agreement, participated in any collusion, or otherwise taken any action which is in restraint of free competitive bidding in connection with any bid or contract, that the bidder has not been convicted of violating *N.C.G.S. § 133-24* within the last three years, and that the Bidder intends to do the work with its own bonafide employees or subcontractors and is not bidding for the benefit of another contractor.

In addition, execution of this bid in the proper manner also constitutes the Bidder's certification of status under penalty of perjury under the laws of the United States in accordance with the Debarment Certification attached, provided that the Debarment Certification also includes any required statements concerning exceptions that are applicable.

*N.C.G.S. § 133-32* and Executive Order 24 prohibit the offer to, or acceptance by, any State Employee of any gift from anyone with a contract with the State, or from any person seeking to do business with the State. By execution of any response in this procurement, you attest, for your entire organization and its employees or agents, that you are not aware that any such gift has been offered, accepted, or promised by any employees of your organization.

**SIGNATURE OF CONTRACTOR**

\_\_\_\_\_  
Full name of Corporation

\_\_\_\_\_  
Address as Prequalified

Attest \_\_\_\_\_

Secretary/Assistant Secretary  
*Select appropriate title*

By \_\_\_\_\_

President/Vice President/Assistant Vice President  
*Select appropriate title*

\_\_\_\_\_  
Print or type Signer's name

\_\_\_\_\_  
Print or type Signer's name

**CORPORATE SEAL**

**AFFIDAVIT MUST BE NOTARIZED**

Subscribed and sworn to before me this the

\_\_\_\_\_ day of \_\_\_\_\_ 20\_\_.

**NOTARY SEAL**

\_\_\_\_\_  
Signature of Notary Public

of \_\_\_\_\_ County

State of \_\_\_\_\_

My Commission Expires: \_\_\_\_\_

Contract No. \_\_\_\_\_

Rev. 4-19-11

County \_\_\_\_\_

**EXECUTION OF BID  
NON-COLLUSION AFFIDAVIT, DEBARMENT CERTIFICATION AND GIFT BAN CERTIFICATION**

**PARTNERSHIP**

The person executing the bid, on behalf of the Bidder, being duly sworn, solemnly swears (or affirms) that neither he, nor any official, agent or employee of the bidder has entered into any agreement, participated in any collusion, or otherwise taken any action which is in restraint of free competitive bidding in connection with any bid or contract, that the bidder has not been convicted of violating *N.C.G.S. § 133-24* within the last three years, and that the Bidder intends to do the work with its own bonafide employees or subcontractors and is not bidding for the benefit of another contractor.

In addition, execution of this bid in the proper manner also constitutes the Bidder's certification of status under penalty of perjury under the laws of the United States in accordance with the Debarment Certification attached, provided that the Debarment Certification also includes any required statements concerning exceptions that are applicable.

*N.C.G.S. § 133-32* and Executive Order 24 prohibit the offer to, or acceptance by, any State Employee of any gift from anyone with a contract with the State, or from any person seeking to do business with the State. By execution of any response in this procurement, you attest, for your entire organization and its employees or agents, that you are not aware that any such gift has been offered, accepted, or promised by any employees of your organization.

**SIGNATURE OF CONTRACTOR**

\_\_\_\_\_  
Full Name of Partnership

\_\_\_\_\_  
Address as Prequalified

\_\_\_\_\_  
Signature of Witness

By

\_\_\_\_\_  
Signature of Partner

\_\_\_\_\_  
Print or type Signer's name

\_\_\_\_\_  
Print or type Signer's name

**AFFIDAVIT MUST BE NOTARIZED**

Subscribed and sworn to before me this the

**NOTARY SEAL**

\_\_\_\_\_ day of \_\_\_\_\_ 20\_\_.

\_\_\_\_\_  
Signature of Notary Public

of \_\_\_\_\_ County

State of \_\_\_\_\_

My Commission Expires: \_\_\_\_\_

Contract No. \_\_\_\_\_

Rev. 4-19-11

County \_\_\_\_\_

**EXECUTION OF BID  
NON-COLLUSION AFFIDAVIT, DEBARMENT CERTIFICATION AND GIFT BAN CERTIFICATION  
LIMITED LIABILITY COMPANY**

The person executing the bid, on behalf of the Bidder, being duly sworn, solemnly swears (or affirms) that neither he, nor any official, agent or employee of the bidder has entered into any agreement, participated in any collusion, or otherwise taken any action which is in restraint of free competitive bidding in connection with any bid or contract, that the bidder has not been convicted of violating *N.C.G.S. § 133-24* within the last three years, and that the Bidder intends to do the work with its own bonafide employees or subcontractors and is not bidding for the benefit of another contractor.

In addition, execution of this bid in the proper manner also constitutes the Bidder's certification of status under penalty of perjury under the laws of the United States in accordance with the Debarment Certification attached, provided that the Debarment Certification also includes any required statements concerning exceptions that are applicable.

*N.C.G.S. § 133-32* and Executive Order 24 prohibit the offer to, or acceptance by, any State Employee of any gift from anyone with a contract with the State, or from any person seeking to do business with the State. By execution of any response in this procurement, you attest, for your entire organization and its employees or agents, that you are not aware that any such gift has been offered, accepted, or promised by any employees of your organization.

**SIGNATURE OF CONTRACTOR**

\_\_\_\_\_  
Full Name of Firm

\_\_\_\_\_  
Address as Prequalified

\_\_\_\_\_  
Signature of Witness

\_\_\_\_\_  
Signature of Member/Manager/Authorized Agent  
*Select appropriate title*

\_\_\_\_\_  
Print or type Signer's name

\_\_\_\_\_  
Print or type Signer's Name

**AFFIDAVIT MUST BE NOTARIZED**

Subscribed and sworn to before me this the

**NOTARY SEAL**

\_\_\_\_\_ day of \_\_\_\_\_ 20\_\_.

\_\_\_\_\_  
Signature of Notary Public

of \_\_\_\_\_ County

State of \_\_\_\_\_

My Commission Expires: \_\_\_\_\_

**EXECUTION OF BID**  
**NON-COLLUSION AFFIDAVIT, DEBARMENT CERTIFICATION AND GIFT BAN CERTIFICATION**  
**JOINT VENTURE (2) or (3)**

The person executing the bid, on behalf of the Bidder, being duly sworn, solemnly swears (or affirms) that neither he, nor any official, agent or employee of the bidder has entered into any agreement, participated in any collusion, or otherwise taken any action which is in restraint of free competitive bidding in connection with any bid or contract, that the bidder has not been convicted of violating N.C.G.S. § 133-24 within the last three years, and that the Bidder intends to do the work with its own bonafide employees or subcontractors and is not bidding for the benefit of another contractor.

In addition, execution of this bid in the proper manner also constitutes the Bidder's certification of status under penalty of perjury under the laws of the United States in accordance with the Debarment Certification attached, provided that the Debarment Certification also includes any required statements concerning exceptions that are applicable.

N.C.G.S. § 133-32 and Executive Order 24 prohibit the offer to, or acceptance by, any State Employee of any gift from anyone with a contract with the State, or from any person seeking to do business with the State. By execution of any response in this procurement, you attest, for your entire organization and its employees or agents, that you are not aware that any such gift has been offered, accepted, or promised by any employees of your organization.

**SIGNATURE OF CONTRACTOR**

Instructions: **2 Joint Venturers** Fill in lines (1), (2) and (3) and execute. **3 Joint Venturers** Fill in lines (1), (2), (3) and (4) and execute. On Line (1), fill in the name of the Joint Venture Company. On Line (2), fill in the name of one of the joint venturers and execute below in the appropriate manner. On Line (3), print or type the name of the other joint venturer and execute below in the appropriate manner. On Line (4), fill in the name of the third joint venturer, if applicable and execute below in the appropriate manner.

|     |  |
|-----|--|
| (1) | Name of Joint Venture  |
| (2) | Name of Contractor   |
|     | Address as Prequalified  |
|     | <div style="width: 45%; border-bottom: 1px solid black; text-align: center;">Signature of Witness or Attest</div> <div style="width: 10%; text-align: center;">By</div> <div style="width: 45%; border-bottom: 1px solid black; text-align: center;">Signature of Contractor</div> |
|     | <div style="width: 45%; border-bottom: 1px solid black; text-align: center;">Print or type Signer's name</div> <div style="width: 10%;"></div> <div style="width: 45%; border-bottom: 1px solid black; text-align: center;">Print or type Signer's name</div>                      |
|     | <i>If Corporation, affix Corporate Seal</i> and  |
| (3) | Name of Contractor   |
|     | Address as Prequalified  |
|     | <div style="width: 45%; border-bottom: 1px solid black; text-align: center;">Signature of Witness or Attest</div> <div style="width: 10%; text-align: center;">By</div> <div style="width: 45%; border-bottom: 1px solid black; text-align: center;">Signature of Contractor</div> |
|     | <div style="width: 45%; border-bottom: 1px solid black; text-align: center;">Print or type Signer's name</div> <div style="width: 10%;"></div> <div style="width: 45%; border-bottom: 1px solid black; text-align: center;">Print or type Signer's name</div>                      |
|     | <i>If Corporation, affix Corporate Seal</i> and  |
| (4) | Name of Contractor (for 3 Joint Venture only)  |
|     | Address as Prequalified  |
|     | <div style="width: 45%; border-bottom: 1px solid black; text-align: center;">Signature of Witness or Attest</div> <div style="width: 10%; text-align: center;">By</div> <div style="width: 45%; border-bottom: 1px solid black; text-align: center;">Signature of Contractor</div> |
|     | <div style="width: 45%; border-bottom: 1px solid black; text-align: center;">Print or type Signer's name</div> <div style="width: 10%;"></div> <div style="width: 45%; border-bottom: 1px solid black; text-align: center;">Print or type Signer's name</div>                      |

*If Corporation, affix Corporate Seal*

**NOTARY SEAL**

*Affidavit must be notarized for Line (2)*

Subscribed and sworn to before me this  
 \_\_\_\_\_ day of \_\_\_\_\_ 20\_\_\_\_

Signature of Notary Public  
 of \_\_\_\_\_ County  
 State of \_\_\_\_\_  
 My Commission Expires: \_\_\_\_\_

**NOTARY SEAL**

*Affidavit must be notarized for Line (3)*

Subscribed and sworn to before me this  
 \_\_\_\_\_ day of \_\_\_\_\_ 20\_\_\_\_

Signature of Notary Public  
 of \_\_\_\_\_ County  
 State of \_\_\_\_\_  
 My Commission Expires: \_\_\_\_\_

**NOTARY SEAL**

*Affidavit must be notarized for Line (4)*

Subscribed and sworn to before me this  
 \_\_\_\_\_ day of \_\_\_\_\_ 20\_\_\_\_

Signature of Notary Public  
 of \_\_\_\_\_ County  
 State of \_\_\_\_\_  
 My Commission Expires: \_\_\_\_\_

Contract No. \_\_\_\_\_

Rev. 4-19-11

County \_\_\_\_\_

**EXECUTION OF BID  
NON-COLLUSION AFFIDAVIT, DEBARMENT CERTIFICATION AND GIFT BAN CERTIFICATION**

**INDIVIDUAL DOING BUSINESS UNDER A FIRM NAME**

The person executing the bid, on behalf of the Bidder, being duly sworn, solemnly swears (or affirms) that neither he, nor any official, agent or employee of the bidder has entered into any agreement, participated in any collusion, or otherwise taken any action which is in restraint of free competitive bidding in connection with any bid or contract, that the bidder has not been convicted of violating *N.C.G.S. § 133-24* within the last three years, and that the Bidder intends to do the work with its own bonafide employees or subcontractors and is not bidding for the benefit of another contractor.

In addition, execution of this bid in the proper manner also constitutes the Bidder's certification of status under penalty of perjury under the laws of the United States in accordance with the Debarment Certification attached, provided that the Debarment Certification also includes any required statements concerning exceptions that are applicable.

*N.C.G.S. § 133-32* and Executive Order 24 prohibit the offer to, or acceptance by, any State Employee of any gift from anyone with a contract with the State, or from any person seeking to do business with the State. By execution of any response in this procurement, you attest, for your entire organization and its employees or agents, that you are not aware that any such gift has been offered, accepted, or promised by any employees of your organization.

**SIGNATURE OF CONTRACTOR**

Name of Contractor

\_\_\_\_\_  
Individual name

Trading and doing business as

\_\_\_\_\_  
Full name of Firm

\_\_\_\_\_  
Address as Prequalified

\_\_\_\_\_  
Signature of Witness

\_\_\_\_\_  
Signature of Contractor, Individually

\_\_\_\_\_  
Print or type Signer's name

\_\_\_\_\_  
Print or type Signer's name

**AFFIDAVIT MUST BE NOTARIZED**

Subscribed and sworn to before me this the

**NOTARY SEAL**

\_\_\_\_\_ day of \_\_\_\_\_ 20\_\_.

\_\_\_\_\_  
Signature of Notary Public

of \_\_\_\_\_ County

State of \_\_\_\_\_

My Commission Expires: \_\_\_\_\_

Contract No. \_\_\_\_\_

Rev. 4-19-11

County \_\_\_\_\_

**EXECUTION OF BID**  
**NON-COLLUSION AFFIDAVIT, DEBARMENT CERTIFICATION AND GIFT BAN CERTIFICATION**

**INDIVIDUAL DOING BUSINESS IN HIS OWN NAME**

The person executing the bid, on behalf of the Bidder, being duly sworn, solemnly swears (or affirms) that neither he, nor any official, agent or employee of the bidder has entered into any agreement, participated in any collusion, or otherwise taken any action which is in restraint of free competitive bidding in connection with any bid or contract, that the bidder has not been convicted of violating *N.C.G.S. § 133-24* within the last three years, and that the Bidder intends to do the work with its own bonafide employees or subcontractors and is not bidding for the benefit of another contractor.

In addition, execution of this bid in the proper manner also constitutes the Bidder's certification of status under penalty of perjury under the laws of the United States in accordance with the Debarment Certification attached, provided that the Debarment Certification also includes any required statements concerning exceptions that are applicable.

*N.C.G.S. § 133-32* and Executive Order 24 prohibit the offer to, or acceptance by, any State Employee of any gift from anyone with a contract with the State, or from any person seeking to do business with the State. By execution of any response in this procurement, you attest, for your entire organization and its employees or agents, that you are not aware that any such gift has been offered, accepted, or promised by any employees of your organization.

**SIGNATURE OF CONTRACTOR**

Name of Contractor \_\_\_\_\_  
Print or type Individual name

\_\_\_\_\_  
Address as Prequalified

\_\_\_\_\_  
Signature of Contractor, Individually

\_\_\_\_\_  
Print or type Signer's Name

\_\_\_\_\_  
Signature of Witness

\_\_\_\_\_  
Print or type Signer's name

**AFFIDAVIT MUST BE NOTARIZED**

Subscribed and sworn to before me this the

**NOTARY SEAL**

\_\_\_\_\_ day of \_\_\_\_\_ 20\_\_.

\_\_\_\_\_  
Signature of Notary Public

of \_\_\_\_\_ County

State of \_\_\_\_\_

My Commission Expires: \_\_\_\_\_

## DEBARMENT CERTIFICATION

### Conditions for certification:

1. The prequalified bidder shall provide immediate written notice to the Department if at any time the bidder learns that his certification was erroneous when he submitted his debarment certification or explanation filed with the Department, or has become erroneous because of changed circumstances.
2. The terms *covered transaction*, *debarred*, *suspended*, *ineligible*, *lower tier covered transaction*, *participant*, *person*, *primary covered transaction*, *principal*, *proposal*, and *voluntarily excluded*, as used in this provision, have the meanings set out in the Definitions and Coverage sections of the rules implementing Executive Order 12549. A copy of the Federal Rules requiring this certification and detailing the definitions and coverages may be obtained from the Contract Officer of the Department.
3. The prequalified bidder agrees by submitting this form, that he will not knowingly enter into any lower tier covered transaction with a person who is debarred, suspended, declared ineligible, or voluntarily excluded from participation in NCDOT contracts, unless authorized by the Department.
4. For Federal Aid projects, the prequalified bidder further agrees that by submitting this form he will include the Federal-Aid Provision titled *Required Contract Provisions Federal-Aid Construction Contract (Form FHWA PR 1273)* provided by the Department, without subsequent modification, in all lower tier covered transactions.
5. The prequalified bidder may rely upon a certification of a participant in a lower tier covered transaction that he is not debarred, suspended, ineligible, or voluntarily excluded from the covered transaction, unless he knows that the certification is erroneous. The bidder may decide the method and frequency by which he will determine the eligibility of his subcontractors.
6. Nothing contained in the foregoing shall be construed to require establishment of a system of records in order to render in good faith the certification required by this provision. The knowledge and information of a participant is not required to exceed that which is normally possessed by a prudent person in the ordinary course of business dealings.
7. Except as authorized in paragraph 6 herein, the Department may terminate any contract if the bidder knowingly enters into a lower tier covered transaction with a person who is suspended, debarred, ineligible, or voluntarily excluded from participation in this transaction, in addition to other remedies available by the Federal Government.

**DEBARMENT CERTIFICATION**

The prequalified bidder certifies to the best of his knowledge and belief, that he and his principals:

- a. Are not presently debarred, suspended, proposed for debarment, declared ineligible, or voluntarily excluded from covered transactions by any Federal department or agency;
- b. Have not within a three-year period preceding this proposal been convicted of or had a civil judgment rendered against them for commission of fraud or a criminal offense in connection with obtaining, attempting to obtain, or performing a public (Federal, State or local) transaction or contract under a public transaction; violation of Federal or State antitrust statutes or commission of embezzlement, theft, forgery, bribery, falsification or destruction of records; making false statements; or receiving stolen property;
- c. Are not presently indicted for or otherwise criminally or civilly charged by a governmental entity (Federal, State or local) with commission of any of the offenses enumerated in paragraph b. of this certification; and
- d. Have not within a three-year period preceding this proposal had one or more public transactions (Federal, State or local) terminated for cause or default.
- e. Will submit a revised Debarment Certification immediately if his status changes and will show in his bid proposal an explanation for the change in status.

If the prequalified bidder cannot certify that he is not debarred, he shall provide an explanation with this submittal. An explanation will not necessarily result in denial of participation in a contract.

Failure to submit a non-collusion affidavit and debarment certification will result in the prequalified bidder's bid being considered non-responsive.

☐

Check here if an explanation is attached to this certification.



**SUBSTITUTE FORM W-9**  
**VENDOR REGISTRATION FORM**  
**NORTH CAROLINA DEPARTMENT OF TRANSPORTATION**

Pursuant to Internal Revenue Service (IRS) Regulations, vendors must furnish their Taxpayer Identification Number (TIN) to the State. If this number is not provided, you may be subject to a 20% withholding on each payment. To avoid this 20% withholding and to insure that accurate tax information is reported to the Internal Revenue Service and the State, please use this form to provide the requested information exactly as it appears on file with the IRS.

**INDIVIDUAL AND SOLE PROPRIETOR: ENTER NAME AS SHOWN ON SOCIAL SECURITY CARD**

**CORPORATION OR PARTNERSHIP : ENTER YOUR LEGAL BUSINESS NAME**

**NAME:** \_\_\_\_\_

**MAILING ADDRESS: STREET/PO BOX:** \_\_\_\_\_

**CITY, STATE, ZIP:** \_\_\_\_\_

**DBA / TRADE NAME (IF APPLICABLE):** \_\_\_\_\_

- |   |   |
|---|---|
| <input type="checkbox"/> INDIVIDUAL (use Social Security No.) | <input type="checkbox"/> SOLE PROPRIETOR (use SS No. or Fed ID No.) |
| <input type="checkbox"/> CORPORATION (use Federal ID No.)     | <input type="checkbox"/> PARTNERSHIP (use Federal ID No.)           |
| <input type="checkbox"/> ESTATE/TRUST (use Federal ID no.)    | <input type="checkbox"/> STATE OR LOCAL GOVT. (use Federal ID No.)  |
| <input type="checkbox"/> OTHER / SPECIFY _____                |   |

**SOCIAL SECURITY NO.** \_\_\_\_\_ - \_\_\_\_\_ - \_\_\_\_\_ (Social Security #)

**OR**

**FED.EMPLOYER IDENTIFICATION NO.** \_\_\_\_\_ - \_\_\_\_\_ - \_\_\_\_\_ (Employer Identification #)

COMPLETE THIS SECTION IF PAYMENTS ARE MADE TO AN ADDRESS OTHER THAN THE ONE LISTED ABOVE:

**REMIT TO ADDRESS: STREET / PO BOX:** \_\_\_\_\_  
**CITY, STATE, ZIP:** \_\_\_\_\_

Participation in this section is voluntary. You are not required to complete this section to become a registered vendor. The information below will in no way affect the vendor registration process and its sole purpose is to collect statistical data on those vendors doing business with NCDOT. If you choose to participate, circle the answer that best fits your firm's group definition.

What is your firm's ethnicity? (☐ Prefer Not To Answer, ☐ African American, ☐ Native American, ☐ Caucasian American, ☐ Asian American, ☐ Hispanic American, ☐ Asian-Indian ☐ \_\_\_\_\_ )

What is your firm's gender? (☐ Prefer Not to Answer, ☐ Male, ☐ Female) Disabled-Owned Business? (☐ Prefer Not to Answer, ☐ Yes, ☐ No)

**IRS Certification**

Under penalties of perjury, I certify that:

1. The number shown on this form is my correct taxpayer identification and
  2. I am not subject to backup withholding because: (a) I am exempt from backup withholding, or (b) I have not been notified by the IRS that I am subject to backup withholding as a result of a failure to report all interest or dividends, or (c) the IRS has notified me that I am no longer subject to backup withholding, and
  3. I am a U.S. person (including a U.S. resident alien).
- The IRS does not require your consent to any provision of this document other than the certifications required to avoid backup withholding. For complete certification instructions please see IRS FORM W-9 at <http://www.irs.gov/pub/irs-pdf/fw9.pdf>.

\_\_\_\_\_  
**NAME (Print or Type)**

\_\_\_\_\_  
**TITLE (Print or Type)**

\_\_\_\_\_  
**SIGNATURE**

\_\_\_\_\_  
**DATE**

\_\_\_\_\_  
**PHONE NUMBER**

**\*AWARD LIMITS ON MULTIPLE PROJECTS\***

It is the desire of the Proposer to be awarded contracts, the value of which will not exceed a total of \$ \_\_\_\_\_, for those projects indicated below on which bids are being opened on the same date as shown in the Proposal Form. Individual projects shall be indicated by placing the project number and county in the appropriate place below. Projects not selected will not be subject to an award limit.

|                           |                   |
|---------------------------|-------------------|
| _____<br>(Project Number) | _____<br>(County) |
| _____<br>(Project Number) | _____<br>(County) |
| _____<br>(Project Number) | _____<br>(County) |
| _____<br>(Project Number) | _____<br>(County) |

\*If a Proposer desires to limit the total amount of work awarded to him in this letting, he shall state such limit in the space provided above in the second line of this form.

It is agreed that in the event that I am (we are) the successful bidder on indicated projects, the total value of which is more than the above stipulated award limits, the Board of Transportation will award me (us) projects from among those indicated which have a total value not exceeding the award limit and which will result in the best advantage to the Department of Transportation.

\_\_\_\_\_  
\*\*Signature of Authorized Person

\*\*Only those persons authorized to sign bids under the provisions of Article 102-8, Item 7, shall be authorized to sign this form.