

Hydraulic Need

Drainage Area 129 ac
10x7 Box Culvert

Drainage Area 179 ac
10x8 Box Culvert

SD

SB

SF

SG







SE

SB

SB

SC

STREAMS LEGEND

Intermittent	Perennial
	
	High
	Medium
	Low
	Pipe

