
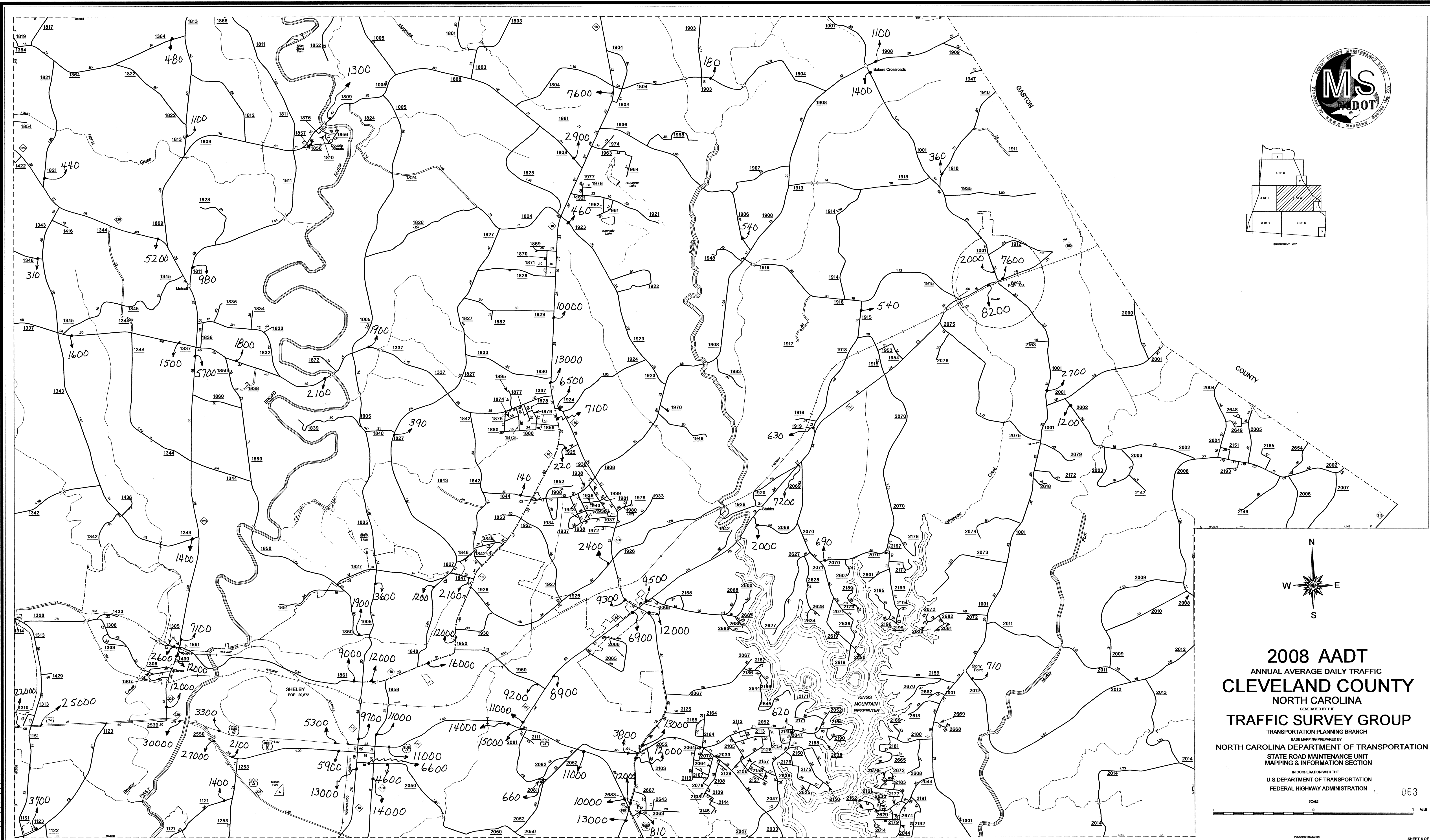
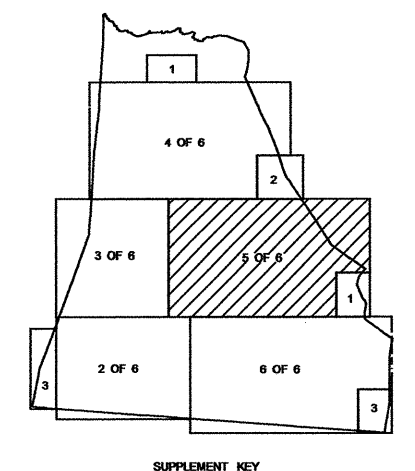



Disclaimer: The IMG Unit's goal is to provide the most accurate information as possible, the magnitude of the data prevents any guarantee of accuracy or completeness. If you find any information that is incorrect, please send your request to the IMG Unit.



2008 AADT

ANNUAL AVERAGE DAILY TRAFFIC
CLEVELAND COUNTY
NORTH CAROLINA

GENERATED BY THE
TRAFFIC SURVEY GROUP
TRANSPORTATION PLANNING BRANCH
BASE MAPS PREPARED BY
NORTH CAROLINA DEPARTMENT OF TRANSPORTATION
STATE ROAD MAINTENANCE UNIT
MAPPING & INFORMATION SECTION
IN COOPERATION WITH THE
U.S. DEPARTMENT OF TRANSPORTATION
FEDERAL HIGHWAY ADMINISTRATION



REVISED
10/2008 SHC
12/08/08 RCH
04/10/07 RCH
08/08/06 RCH
11/30/05 BDC
03/11/05 BDC