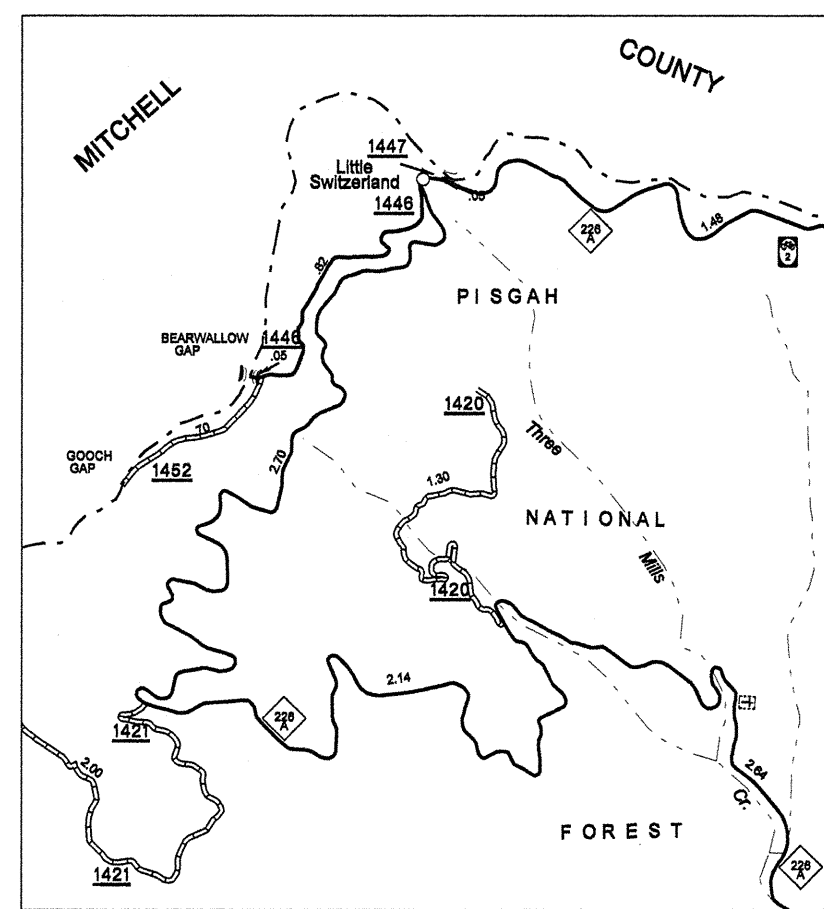
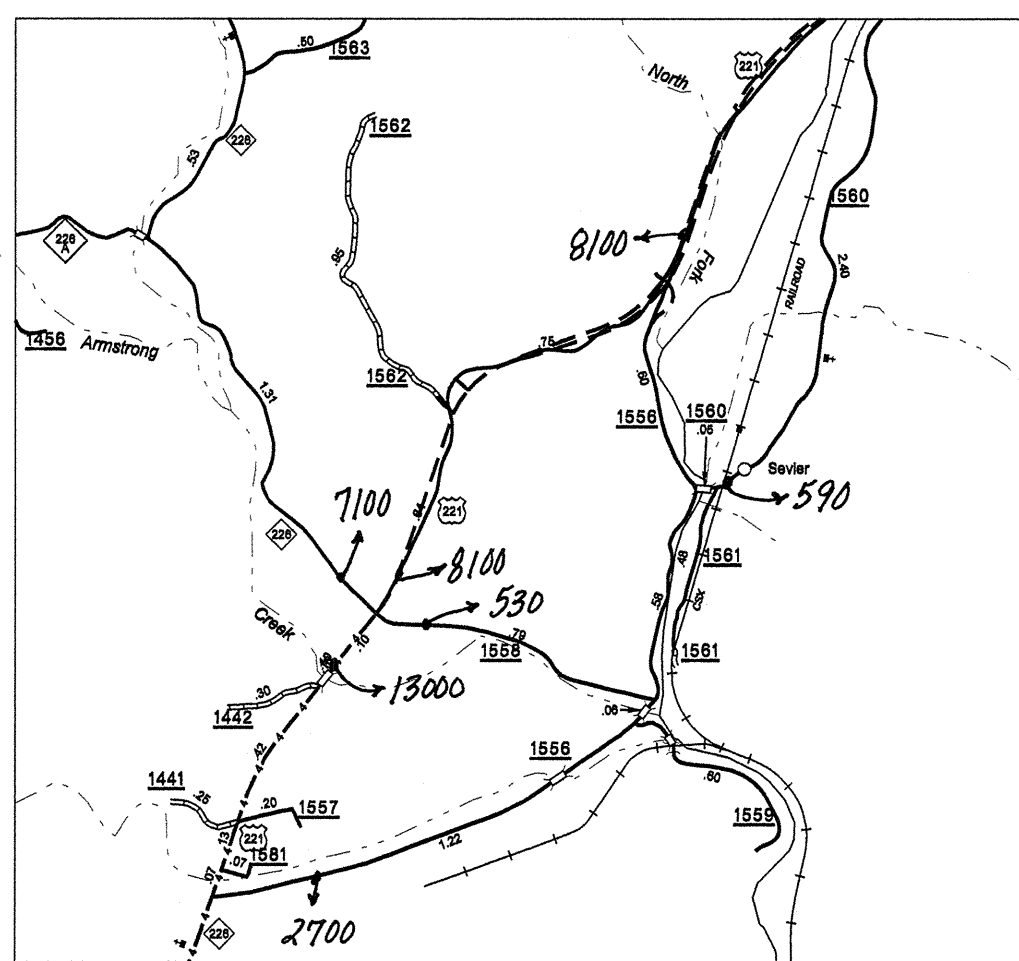


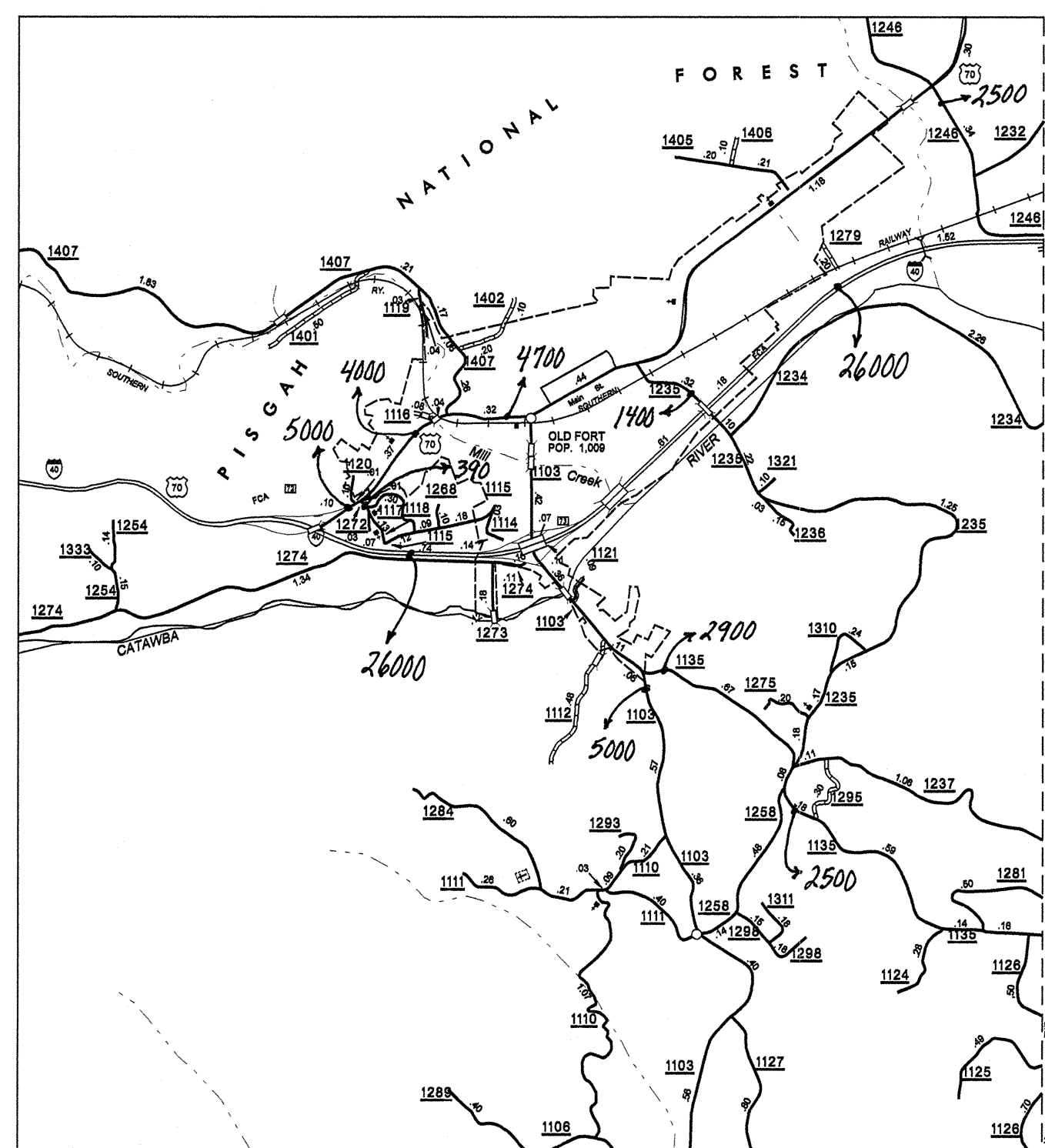
Disclaimer: The GIS Unit's goal is to provide the most accurate information as possible, the magnitude of the data prevents any guarantee of accuracy or completeness. If you find any information that is incorrect, please send your request to the GIS Unit.



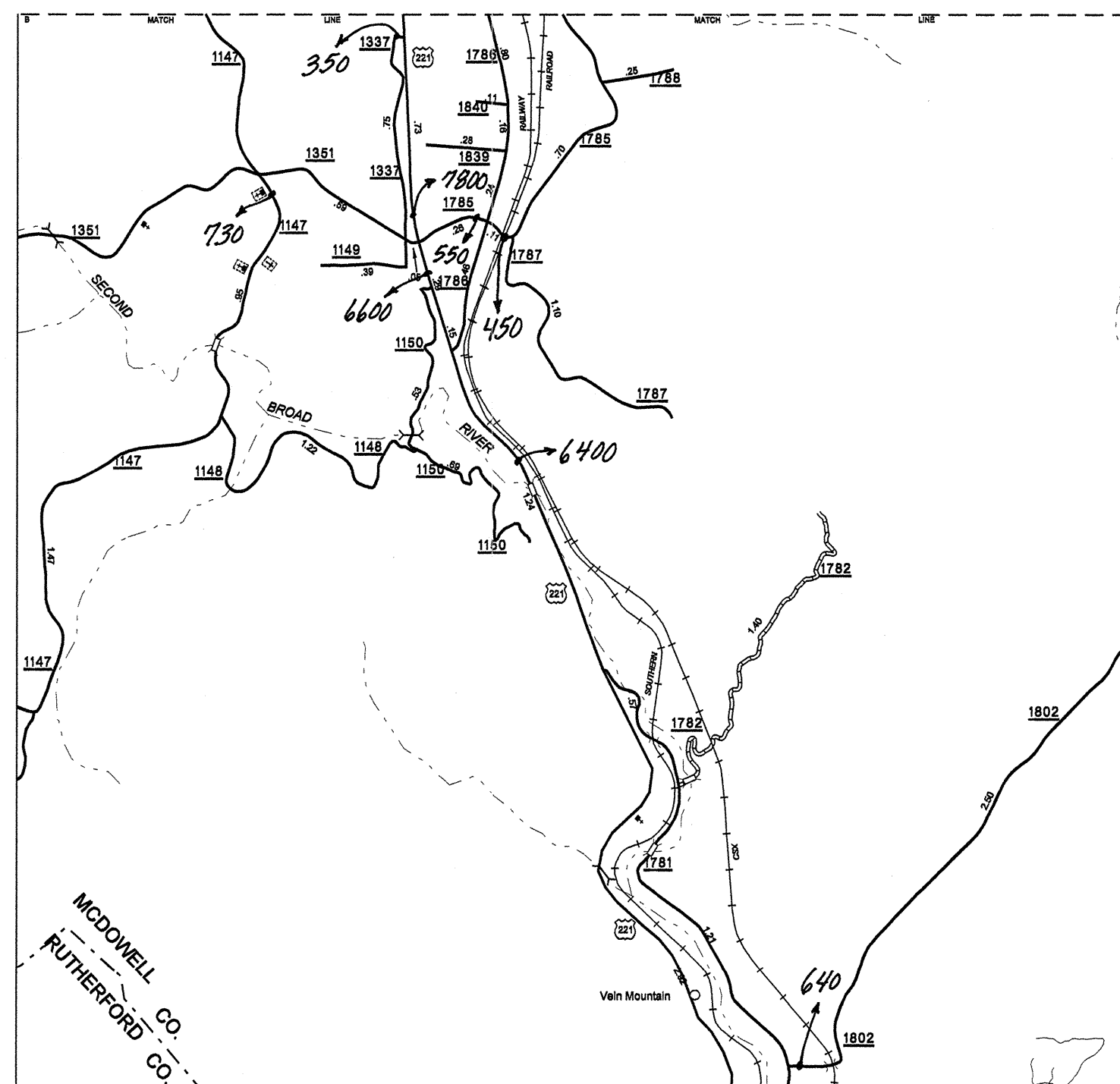
Little Switzerland



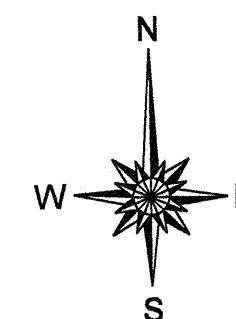

Sevier



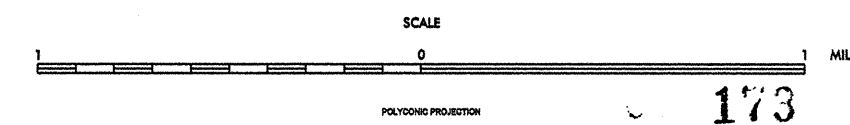
Old Fort



Vein Mountain



ENLARGED MUNICIPAL AND SUBURBAN AREAS
2005 AADT
 ANNUAL AVERAGE DAILY TRAFFIC
McDOWELL COUNTY
 NORTH CAROLINA
 GENERATED BY THE
TRAFFIC SURVEY UNIT
 TRANSPORTATION PLANNING BRANCH
 PREPARED BY THE
 NORTH CAROLINA DEPARTMENT OF TRANSPORTATION
 INFORMATION TECHNOLOGY - GIS UNIT
 IN COOPERATION WITH THE
 U.S. DEPARTMENT OF TRANSPORTATION
 FEDERAL HIGHWAY ADMINISTRATION



COPIES OF THIS MAP ARE AVAILABLE TO THE PUBLIC AT MINIMAL COST.
 ADDRESS:
 TRANSPORTATION PLANNING BRANCH
 INFORMATION TECHNOLOGY - GIS UNIT
 FEDERAL HIGHWAY ADMINISTRATION
 1547 MAIL SERVICE CENTER
 RALEIGH, N.C. 27699

SUP 2

McDOWELL

829100	BDD
829200	BDD
829300	BDD
829400	BDD
829500	BDD
829600	BDD
829700	BDD
829800	BDD
829900	BDD
830000	BDD
830100	BDD
830200	BDD
830300	BDD
830400	BDD
830500	BDD
830600	BDD
830700	BDD
830800	BDD
830900	BDD
831000	BDD
831100	BDD
831200	BDD
831300	BDD
831400	BDD
831500	BDD
831600	BDD
831700	BDD
831800	BDD
831900	BDD
832000	BDD
832100	BDD
832200	BDD
832300	BDD
832400	BDD
832500	BDD
832600	BDD
832700	BDD
832800	BDD
832900	BDD
833000	BDD
833100	BDD
833200	BDD
833300	BDD
833400	BDD
833500	BDD
833600	BDD
833700	BDD
833800	BDD
833900	BDD
834000	BDD
834100	BDD
834200	BDD
834300	BDD
834400	BDD
834500	BDD
834600	BDD
834700	BDD
834800	BDD
834900	BDD
835000	BDD
835100	BDD
835200	BDD
835300	BDD
835400	BDD
835500	BDD
835600	BDD
835700	BDD
835800	BDD
835900	BDD
836000	BDD
836100	BDD
836200	BDD
836300	BDD
836400	BDD
836500	BDD
836600	BDD
836700	BDD
836800	BDD
836900	BDD
837000	BDD
837100	BDD
837200	BDD
837300	BDD
837400	BDD
837500	BDD
837600	BDD
837700	BDD
837800	BDD
837900	BDD
838000	BDD
838100	BDD
838200	BDD
838300	BDD
838400	BDD
838500	BDD
838600	BDD
838700	BDD
838800	BDD
838900	BDD
839000	BDD
839100	BDD
839200	BDD
839300	BDD
839400	BDD
839500	BDD
839600	BDD
839700	BDD
839800	BDD
839900	BDD
840000	BDD