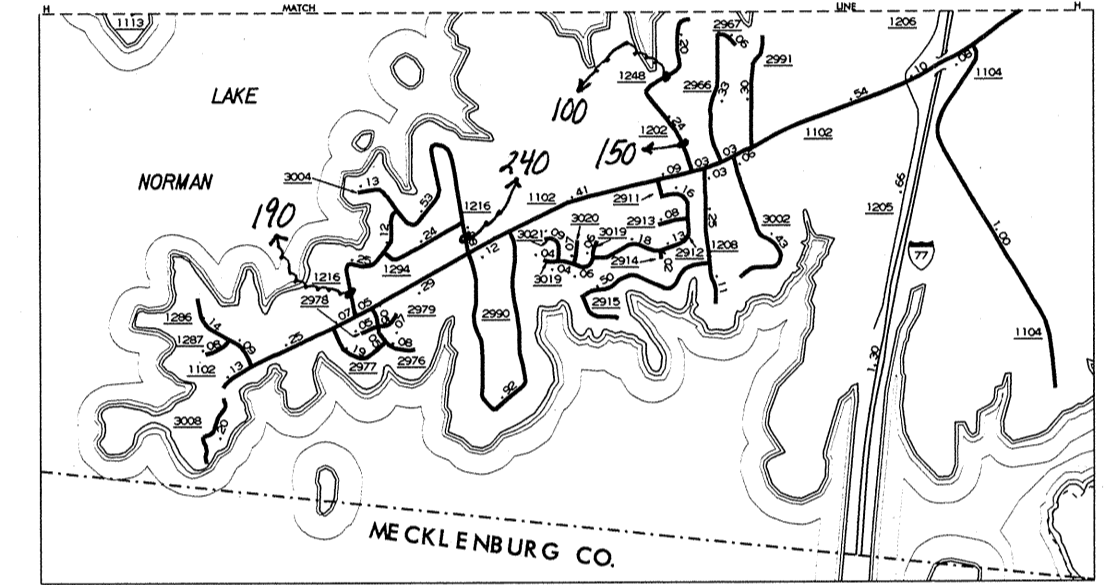

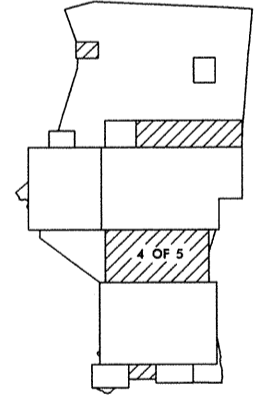


LOVE VALLEY
POP. 74



MECKLENBURG CO.

2000
ANNUAL AVERAGE
DAILY TRAFFIC



N.C. Department of Transportation
Statewide Planning Branch
Traffic Survey Unit
1554 Mail Service Center
Raleigh, NC 27699-1554

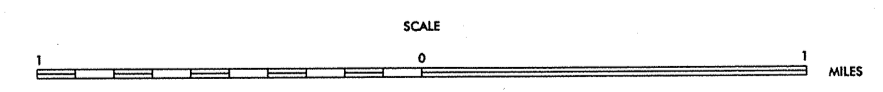
ENLARGED MUNICIPAL AND SUBURBAN AREAS

IREDELE COUNTY

NORTH CAROLINA

PREPARED BY THE
NORTH CAROLINA DEPARTMENT OF TRANSPORTATION
DIVISION OF HIGHWAYS - GIS UNIT

IN COOPERATION WITH THE
U.S. DEPARTMENT OF TRANSPORTATION
FEDERAL HIGHWAY ADMINISTRATION



PROJECTION: NAD83

REVISED
L.A. 6/22/94
FOR 1999
JCH, 8/1/99