


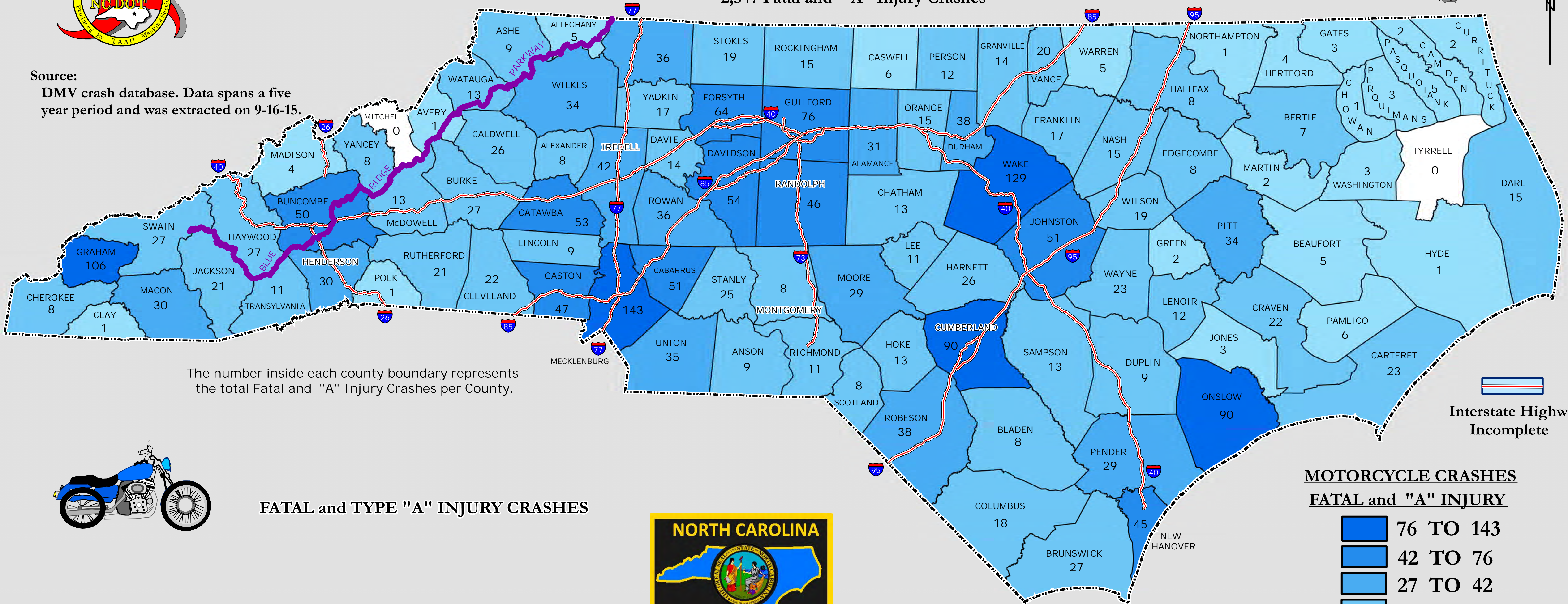
# NORTH CAROLINA CRASH MAP

## MOTORCYCLE FATAL and "A" INJURY CRASHES

2,347 Fatal and "A" Injury Crashes




Source:  
DMV crash database. Data spans a five year period and was extracted on 9-16-15.



The number inside each county boundary represents the total Fatal and "A" Injury Crashes per County.

Interstate Highway Incomplete



FATAL and TYPE "A" INJURY CRASHES



### MOTORCYCLE CRASHES FATAL and "A" INJURY

76 TO 143
42 TO 76
27 TO 42
6 TO 27
1 TO 6
0

More Information can be obtained at:  
<https://connect.ncdot.gov/resources/safety/Pages/Crash-Data.aspx>