



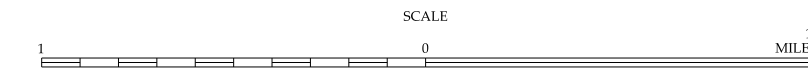
SHEET 2	SHEET 3	SHEET 4
SHEET 5	SHEET 6	SHEET 7
SHEET 8	SHEET 9	SHEET 10

SUPPLEMENT SHEET KEY



ENLARGED MUNICIPAL AND SUBURBAN AREAS  
**GUILFORD COUNTY**  
 NORTH CAROLINA

PREPARED BY THE  
 NORTH CAROLINA DEPARTMENT OF TRANSPORTATION  
 STATE ROAD MAINTENANCE UNIT - MAPPING SECTION  
 IN COOPERATION WITH THE  
 U.S. DEPARTMENT OF TRANSPORTATION  
 FEDERAL HIGHWAY ADMINISTRATION



Disclaimer: The SRMU's goal is to provide the most accurate information as possible. The magnitude of the data prevents any guarantee of accuracy or completeness. If you find any information that is incorrect, please send your request to the SRMU Section.  
 COPIES OF THIS MAP ARE AVAILABLE TO THE PUBLIC AT A NOMINAL COST.  
 ADDRESS:  
 N.C. DEPARTMENT OF TRANSPORTATION  
 STATE ROAD MAINTENANCE UNIT  
 300 CARE SANBORN CT.  
 RALEIGH, N.C. 27610  
 DIVISION 7 DISTRICT 2 GUILFORD COUNTY NORTH CAROLINA 081