



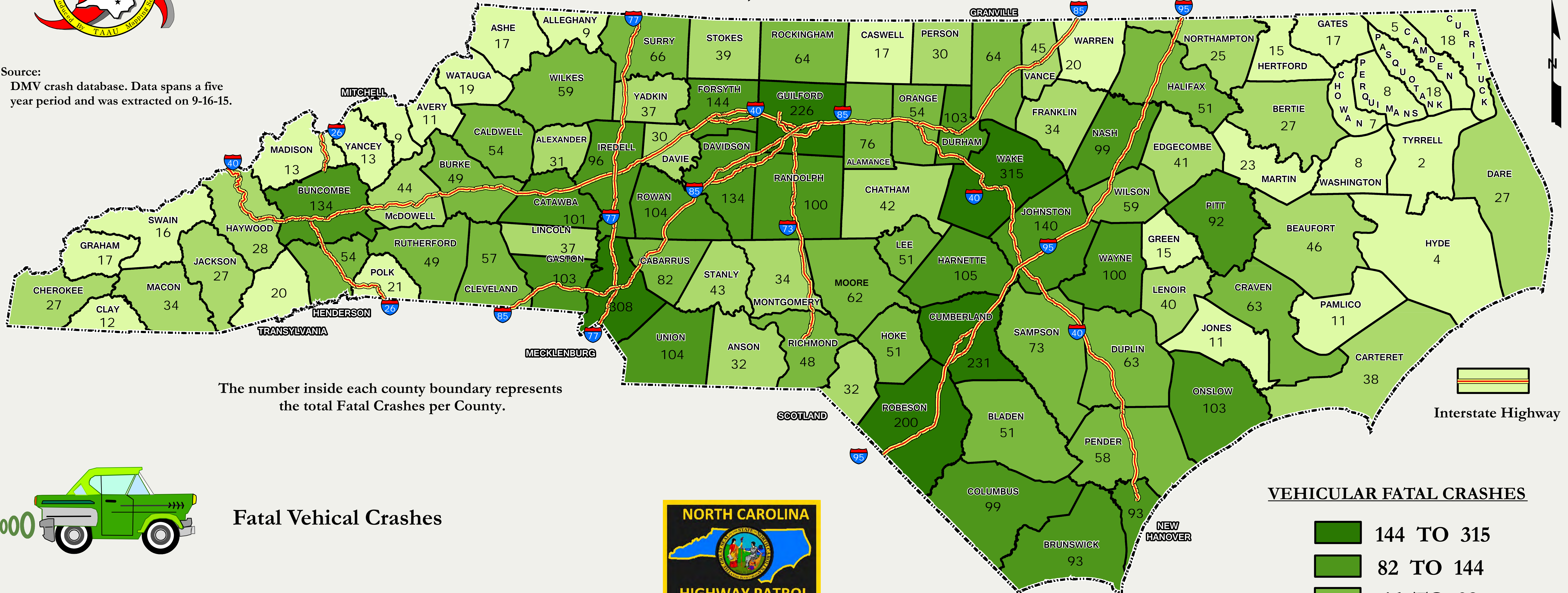
# NORTH CAROLINA CRASH RATE MAP

## FATAL VEHICAL CRASHES


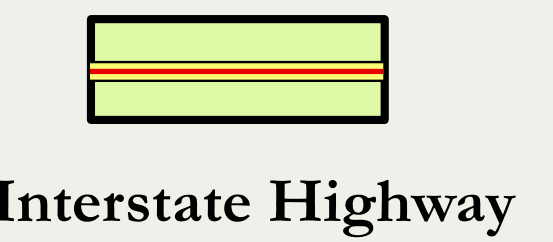
5,931 Fatal Vehical Crashes



Source:  
DMV crash database. Data spans a five year period and was extracted on 9-16-15.



The number inside each county boundary represents the total Fatal Crashes per County.



Fatal Vehical Crashes



### VEHICULAR FATAL CRASHES

- 144 TO 315
- 82 TO 144
- 46 TO 82
- 23 TO 46
- 2 TO 23

More Information can be obtained at:  
<https://connect.ncdot.gov/resources/safety/Pages/Crash-Data.aspx>

Population data is from the US Census.  
<https://www.census.gov/popest/data/index.html>  
for the year of 2015