TIP NO.	SHEET NO.
W-5710X	PMP-1A

APPROVED: DocuSigned by: John Bauman 7FFD5B4C37984D1...

DATE: 10/8/2025

SEAL

NORTH CAROLINA PROFESSIONAL SEAL 052428 ENGINEER JOHN BAUMAN

DOCUMENT NOT CONSIDERED FINAL UNLESS ALL SIGNATURES COMPLETED

PROJECT REFERENCE NO.	SHEET NO.

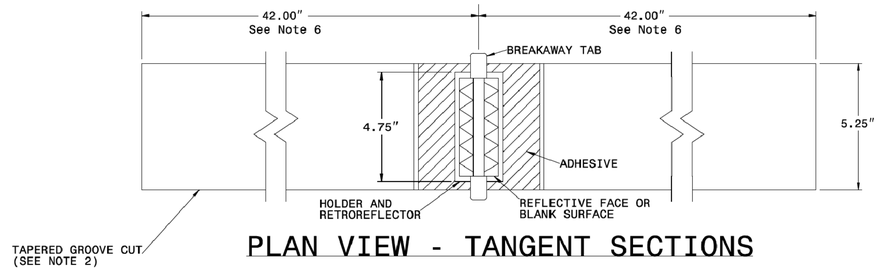

PLAN VIEW - TANGENT SECTIONS

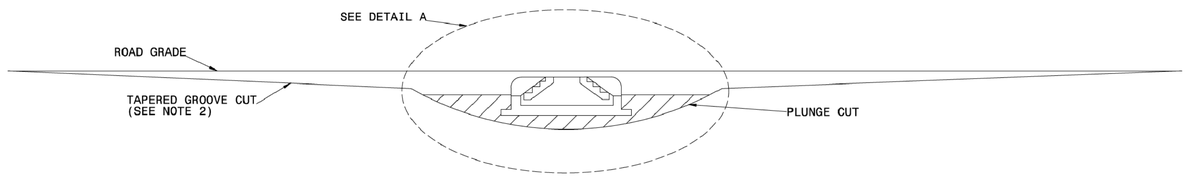

PROFILE VIEW

NORTH CAROLINA PROFESSIONAL SEAL 042546 ENGINEER MATTHEW Y. SPRINGER

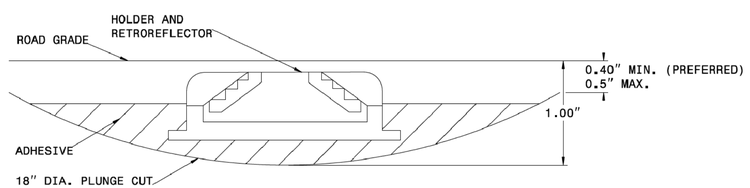

DETAIL A

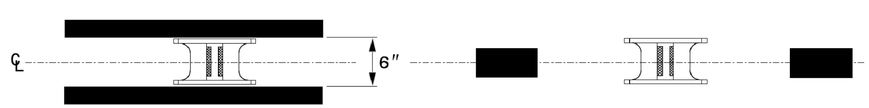

MARKER SPACING

NOTES:

1. ALL GROOVE EDGES SHALL BE AT LEAST 2 INCHES FROM ANY SEAM OR PAVEMENT JOINT
2. GROOVE CUTS MAY BE TAPERED OR BEVELED. TAPERED CUTS SHALL START AT ROAD LEVEL ON EACH END AND TAPER AT A FIXED RATE AS SHOWN ON THE PROFILE VIEW. BEVELED GROOVE CUTS SHALL BE 0.5″ MAXIMUM DEPTH (0.4″ PREFERRED), AND SHALL BE 0.4″ MINIMUM DEPTH AT BOTH ENDS OF THE PLUNGE CUT.
3. GROOVE AND PLUNGE CUT SHALL BE CLEAN AND DRY PRIOR TO PLACEMENT OF ADHESIVE.
4. THE EPOXY ADHESIVE SHALL BE THOROUGHLY MIXED UNTIL IT IS UNIFORM IN COLOR, AND APPLIED IN COLOR, AND APPLIED IN ACCORDANCE WITH THE MANUFACTURER'S INSTALLATION INSTRUCTIONS.
5. MARKER SHALL BE INSTALLED AS PER MANUFACTURER'S INSTALLATION INSTRUCTIONS WITH THE BREAKWAY TABS RESTING ON THE PAVEMENT SURFACE. THE EPOXY SHALL BE FILLED TO THE LEVEL OF THE TOP OF THE MARKER HOLDER. EPOXY SHALL NOT TOUCH THE RETROREFELCTOR.
6. TOTAL GROOVE LENGTH MAY BE SHORTENED TO 54″ ON SHARP CURVES IF APPROVED BY THE ENGINEER. GROOVES SHALL NOT OVERLAP WITH LOOP DETECTOR WIRES.

CONTRACTS STANDARDS AND DEVELOPMENT UNIT
Office 919-707-8950 FAX 919-250-4119

DETAIL OF INLAID CRADLE MARKER

ORIGINAL BY: rgwatson DATE: 02-06-2024
MODIFIED BY: DATE:
CHECKED BY: DATE:
FILE SPEC.:

TRANSYSTEMS
1 Glenwood Avenue
Raleigh, NC 27603
Tel:919.789.9977
Fax:919.789.9591
License: F-0453

PAVEMENT MARKER DETAIL

8/3/2025
X:\2018\SE18.178.00_W-5710X_NCDOT_Div10\TP\Traffic\PMP\PMP-1A.dgn