Docusign Envelope ID: F0952C7D-8B0D-4472-9217-631719D6548C

5/14/99

PROJECT REFERENCE NO.	SHEET NO.
R-5600	UC-14A
DESIGNED BY: ELM	
DRAWN BY: HSN	
CHECKED BY: MUP	
APPROVED BY: MUP	
REVISED:	
NORTH CAROLINA DEPARTMENT OF TRANSPORTATION	
UTILITIES ENGINEERING SEC. PHONE:(919)707-6690 FAX:(919)250-4151	UTILITY CONSTRUCTION PLANS ONLY

NORTH CAROLINA PROFESSIONAL SEAL 20212 ENGINEER MICHAEL U. PLUMMER UMPHLETT

Signed by: 8/27/2025 | 12:39:32 PM EDT

THE ESTIMATED QUANTITY OF DUCTILE IRON WATER PIPE FITTINGS ON THIS PLAN SHEET IS 860 POUNDS. THE ACTUAL QUANTITY AND TYPE OF FITTINGS WILL VARY BASED ON FIELD CONDITIONS.

UTILITY CONSTRUCTION

DOCUMENT NOT CONSIDERED FINAL UNLESS ALL SIGNATURES COMPLETED

NOTES:

MINIMUM SEPARATION TO BE 12" BETWEEN WATER AND STORM PIPES UNLESS OTHERWISE NOTED. WHERE SEPARATION IS LESS THAN 12", CENTER ONE JOINT OF WATER OVER STORM DRAIN.

MINIMUM SEPARATION TO BE 18" BETWEEN WATER AND SEWER PIPES UNLESS OTHERWISE NOTED.

MINIMUM SEPARATION TO BE 12" BETWEEN WATER AND OTHER RETAINED UTILITIES UNLESS OTHERWISE NOTED.

MINIMUM COVER TO BE 3' BETWEEN PROPOSED GRADE AND WATER LINE UNLESS OTHERWISE NOTED.

WATER LINE -WL-21- PROFILE

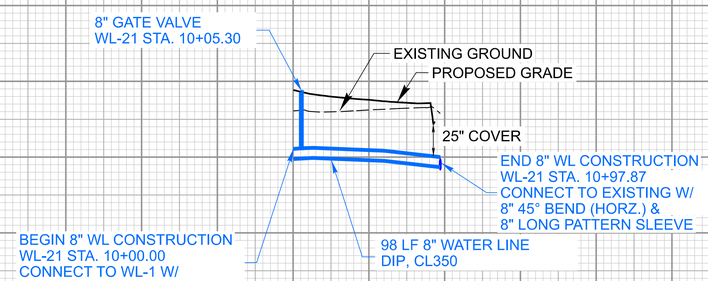

WATER LINE STATIONING

10+00 11+00

WATER LINE -WL-27- PROFILE

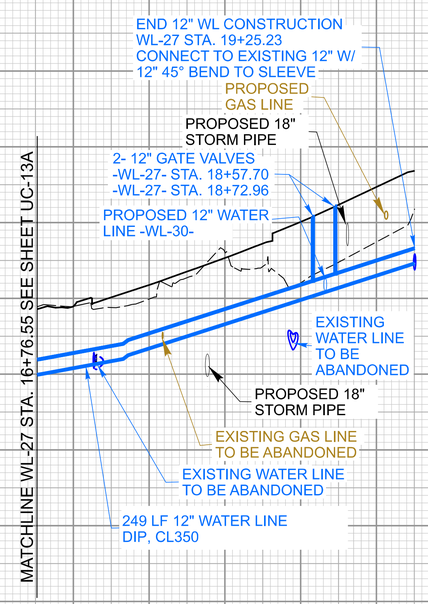

WATER LINE STATIONING

17+00 18+00 19+00

WATER LINE -WL-30- PROFILE

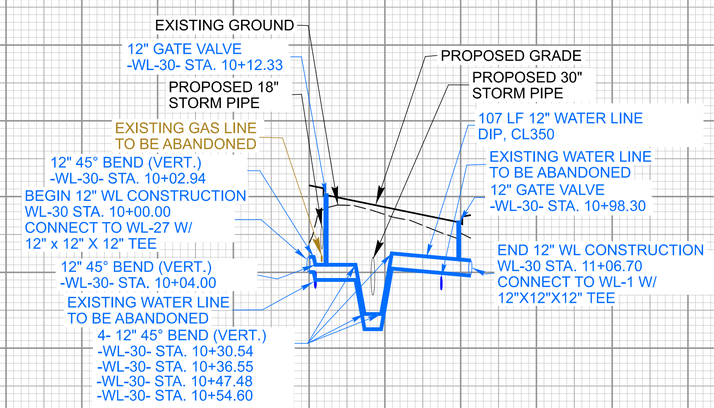

WATER LINE STATIONING

10+00 11+00

7/1/2025 4:10:04 PM
...\R5600_UC_14_PlanProfile.dgn
User:HMercer