Docusign Envelope ID: F0952C7D-8B0D-4472-9217-631719D6548C

PROJECT REFERENCE NO.	SHEET NO.
R-5600	UC-13A
DESIGNED BY: ELM	
DRAWN BY: HSN	
CHECKED BY: MUP	
APPROVED BY: MUP	
REVISED:	
NORTH CAROLINA DEPARTMENT OF TRANSPORTATION	
UTILITIES ENGINEERING SEC. PHONE:(919)707-6690 FAX:(919)250-4151	UTILITY CONSTRUCTION PLANS ONLY

NORTH CAROLINA PROFESSIONAL SEAL 20212 ENGINEER
Signed by: 8/27/2025

WATER LINE –WL-20– PROFILE

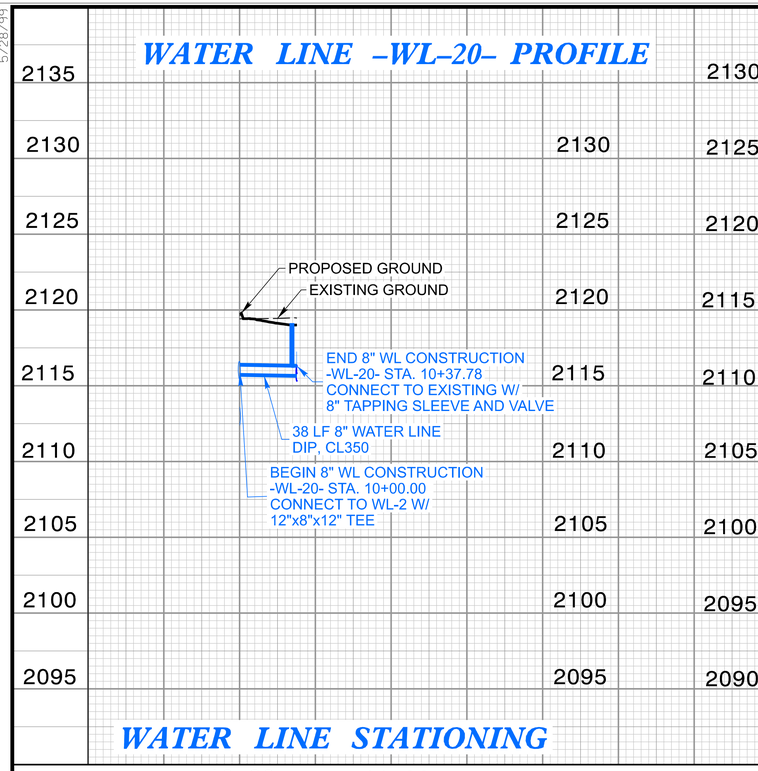

WATER LINE –WL-2– PROFILE

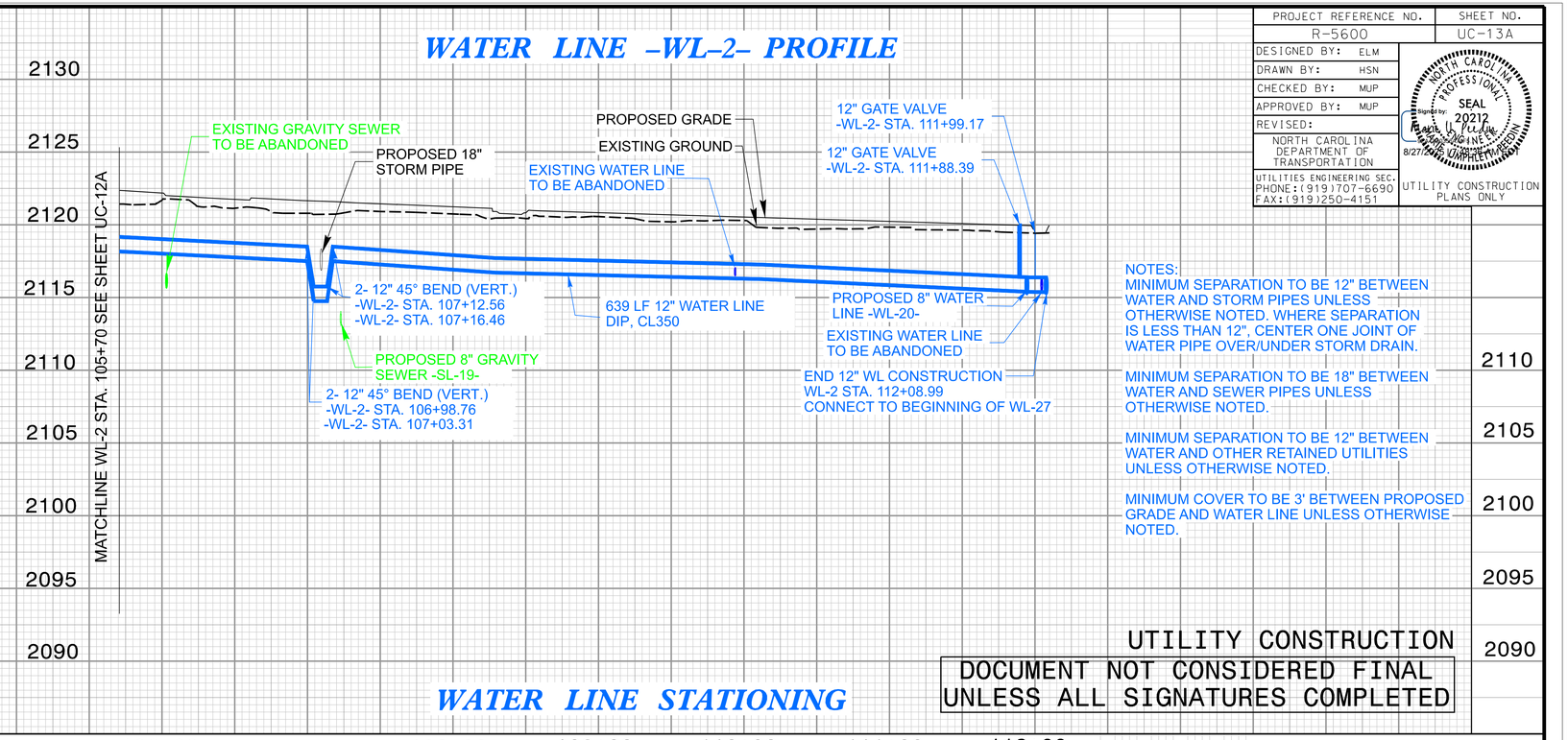

NOTES:
MINIMUM SEPARATION TO BE 12" BETWEEN WATER AND STORM PIPES UNLESS OTHERWISE NOTED. WHERE SEPARATION IS LESS THAN 12", CENTER ONE JOINT OF WATER PIPE OVER/UNDER STORM DRAIN.

MINIMUM SEPARATION TO BE 18" BETWEEN WATER AND SEWER PIPES UNLESS OTHERWISE NOTED.

MINIMUM SEPARATION TO BE 12" BETWEEN WATER AND OTHER RETAINED UTILITIES UNLESS OTHERWISE NOTED.

MINIMUM COVER TO BE 3' BETWEEN PROPOSED GRADE AND WATER LINE UNLESS OTHERWISE NOTED.

UTILITY CONSTRUCTION

DOCUMENT NOT CONSIDERED FINAL UNLESS ALL SIGNATURES COMPLETED

WATER LINE –WL-29– PROFILE

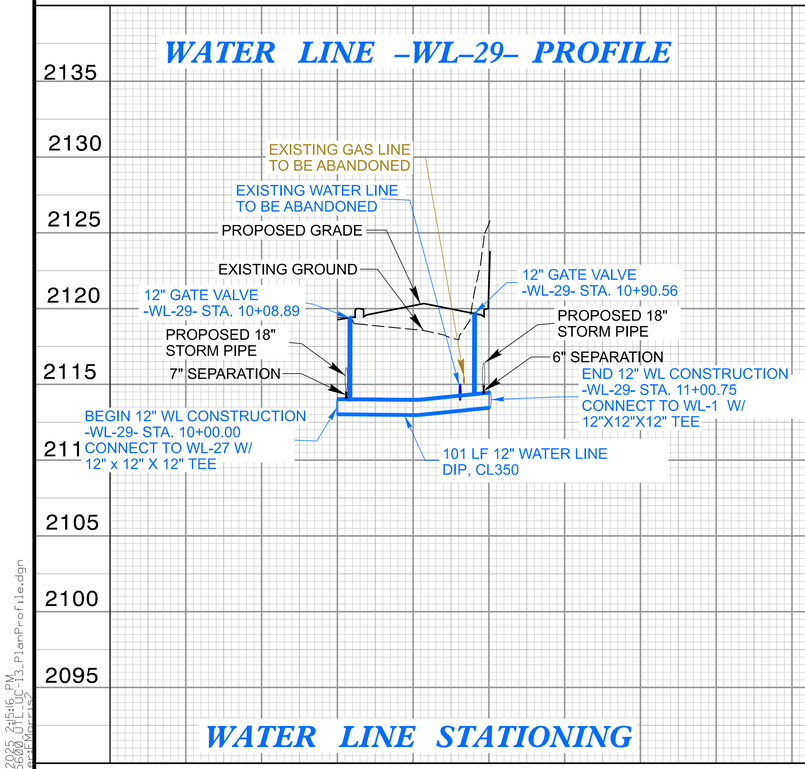

WATER LINE –WL-27– PROFILE

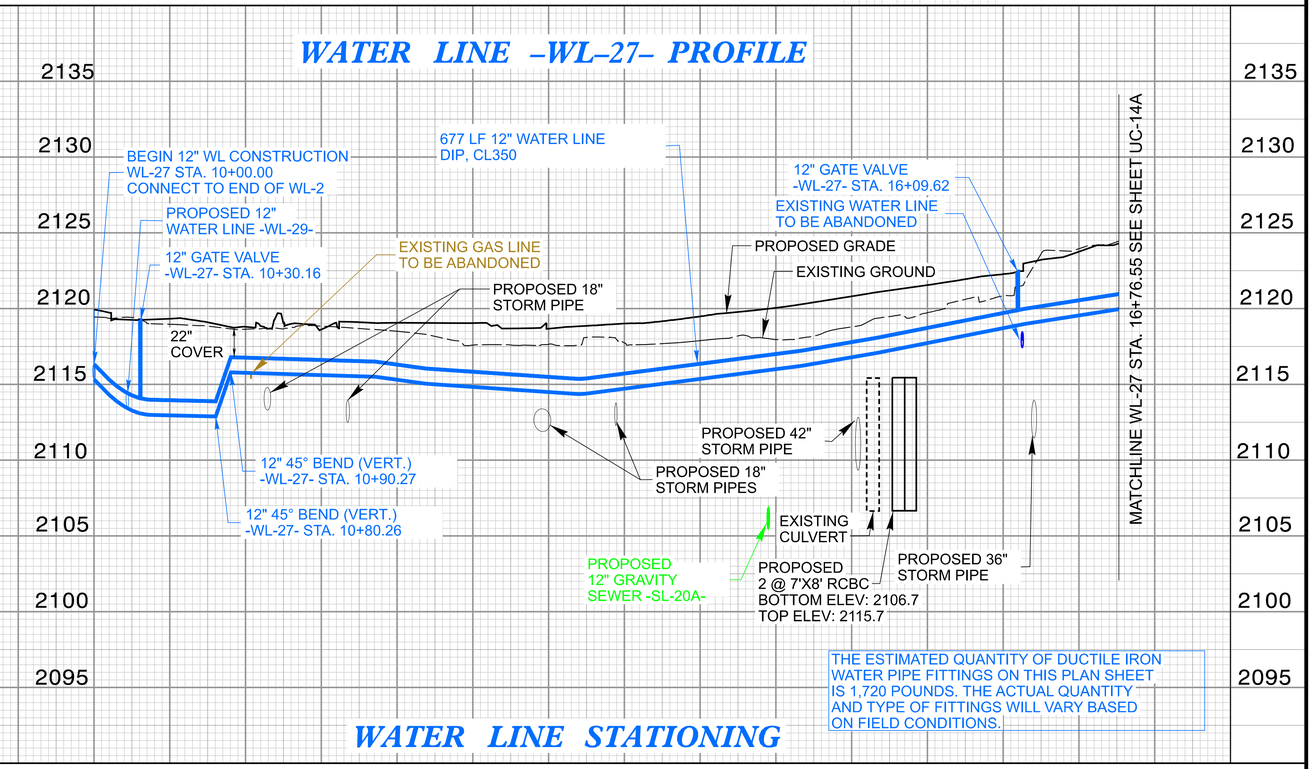

THE ESTIMATED QUANTITY OF DUCTILE IRON WATER PIPE FITTINGS ON THIS PLAN SHEET IS 1,720 POUNDS. THE ACTUAL QUANTITY AND TYPE OF FITTINGS WILL VARY BASED ON FIELD CONDITIONS.

5/28/99
7/3/2025 2:56:46 PM
R5600_UC_13_PlanProfile.dgn
User:Hsn