

## ASC/3 FLASH SENSE INPUT CONTROL FOR RED-RED FLASH

1. From Main Menu select **1. CONFIGURATION**
2. From CONFIGURATION Submenu select **8. LOGIC PROCESSOR**
3. From LOGIC PROCESSOR Submenu select **2. LOGIC STATEMENTS**

THIS STATEMENT IS USED  
TO CONTROL THE FLASH  
SENSE INPUT WHEN RUNNING  
RED-RED FLASH OPERATION.

END PROGRAMMING




(program controller as shown)

1. From Main Menu select **2. CONTROLLER**
2. From CONTROLLER Submenu select **5. START/FLASH**

Scroll down on this screen and set "Exit FL" to Green "C"

Signal Upgrade - Final  
Electrical Detail - Sheet 5 of 5

**RS&H**  
NC FIRM LICENSE No: F-0493  
8521 SIX FORKS ROAD, SUITE 400  
RALEIGH, NC 27615  
(919) 926-4100

ELECTRICAL AND PROGRAMMING DETAILS FOR:	US 13 (Dickinson Avenue) / US 264 Alt at SR 1203 (Allen Road) / US 264 Alt (Greenville Boulevard)	SEAL  
Prepared for the Offices of:  	Division 02    Pitt County    Greenville	
PLANNED DATE: <u>July 2025</u>	REVIEWED BY: <u>O. Drobný</u>	
PREPARED BY: <u>S.G. Haynie</u>	REVIEWED BY: _____	
REVISIONS	INIT.	DATE
DocuSigned by:  <u>Steven G. Haynie/15/2025</u>		
_____ SIGNATURE		_____ DATE
SIG. INVENTORY NO.		02-0029