Docusign Envelope ID: 5EDAF664-6D55-40F2-A20E-BED90BF7BA42

5/14/99

PAVEMENT SCHEDULE

(FINAL PAVEMENT DESIGN)

A	12″ CONCRETE TRUCK APRON	R2	1′-6″ CONCRETE CURB & GUTTER.
C1	PROP. APPROX. 1½″ ASPHALT CONCRETE SURFACE COURSE, TYPE S9.5C, AT AN AVERAGE RATE OF 168 LBS. PER SQ. YD.	R3	EXPRESSWAY GUTTER
C2	PROP. APPROX. 3″ ASPHALT CONCRETE SURFACE COURSE, TYPE S9.5C AT AN AVERAGE RATE OF 168 LBS. PER SQ. YD. IN EACH OF TWO LAYERS.	R4	9″ X 18″ CONCRETE CURB
C3	PROP. VAR. DEPTH ASPHALT CONCRETE SURFACE COURSE, TYPE S9.5C AT AN AVERAGE RATE OF 112 LBS. PER SQ. YD. PER 1″ DEPTH TO BE PLACED IN LAYERS NOT TO EXCEED 2″ IN DEPTH.	S	4″ CONCRETE SIDEWALK
D1	PROP. APPROX. 4″ DEPTH ASPHALT CONCRETE INTERMEDIATE COURSE, TYPE I19.0C, AT AN AVERAGE RATE OF 456 LBS. PER SQ. YD.	T	EARTH MATERIAL
D2	PROP. VAR. DEPTH ASPHALT CONCRETE INTERMEDIATE COURSE, TYPE I 19.0C, AT AN AVERAGE RATE OF 114 LBS. PER SQ. YD. PER 1″ DEPTH, TO BE PLACED IN LAYERS NOT LESS THAN 2½ IN DEPTH OR GREATER THAN 4″ IN DEPTH.	U	EXISTING PAVEMENT.
E1	PROP. APPR. 4″ DEPTH ASPHALT CONCRETE BASE COURSE, TYPE B25.0C, AT AN AVERAGE RATE OF 456 LBS. PER SQ. YD.	V1	MILLING ASPHALT PAVEMENT 1½″ DEPTH
E2	PROP. VAR. DEPTH ASPHALT CONCRETE BASE COURSE, TYPE B 25.0C, AT AN AVERAGE RATE OF 114 LBS. PER SQ. YD. PER 1″ DEPTH, TO BE PLACED IN LAYERS NOT LESS THAN 3″ IN DEPTH OR GREATER THAN 5½″ IN DEPTH.	V2	MILLING ASPHALT PAVEMENT 3″ DEPTH
R1	2′-6″ CONCRETE CURB & GUTTER.	W1	WEDGING (SEE WEDGING DETAIL)

NOTE: PAVEMENT EDGE SLOPES ARE 1:1 UNLESS SHOWN OTHERWISE.

PROJECT REFERENCE NO.	SHEET NO.
R-5863	2A-1
R/W SHEET NO.	

ROADWAY DESIGN ENGINEER
7/22/2025 11:47:08 PM EDT
NORTH CAROLINA PROFESSIONAL SEAL 15435 ENGINEER JOHN C. LANSFORD
John C. Lansford

PAVEMENT ENGINEER
7/22/2025 9:48:43 AM EDT
NORTH CAROLINA PROFESSIONAL SEAL 26960 ENGINEER REECE SCHULER
Reece Schuler

DOCUMENT NOT CONSIDERED FINAL UNLESS ALL SIGNATURES COMPLETED

Johnson, Mirmiran, & Thompson Inc.
4700 Falls of Neuse Rd, Suite 100,
Raleigh, NC, 27609
License No: C-3097

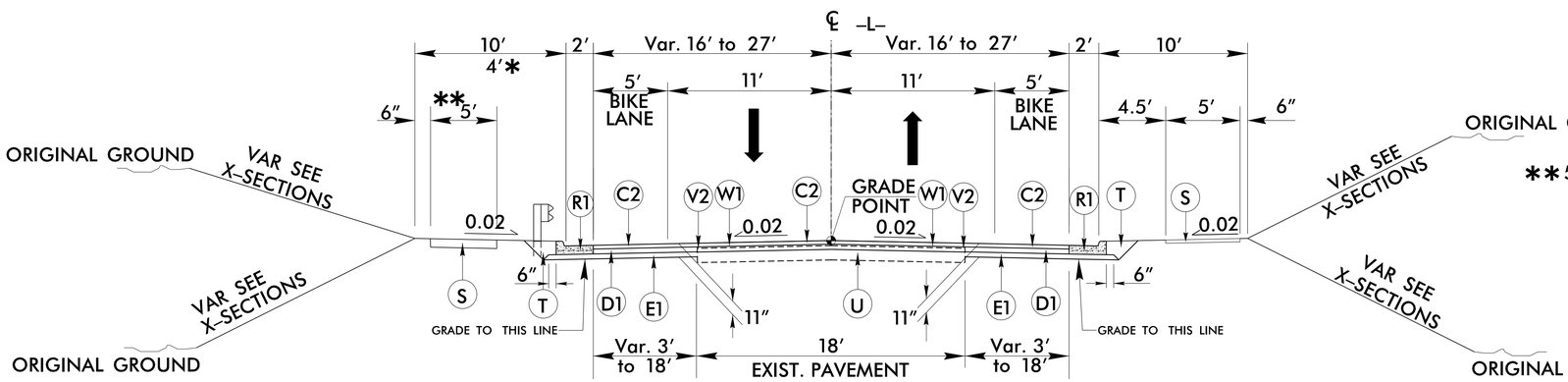

TYPICAL SECTION NO. 1

**5′ SIDEWALK –L– STA. 58+55.06 TO 62+00.00 LT

USE TYPICAL SECTION NO. 1

–L– STA 10+30.00 TO 12+40.00
* –L– STA 12+40.00 TO 19+00.00
–L– STA 19+00.00 TO 40+50.00
–L– STA 47+00.00 TO 49+00.00
–L– STA 54+00.00 TO 62+00.00

TRANSITION FROM 16′ TO 27′ –L– STA. 17+24.00 TO 21+54.00 RT
TRANSITION FROM 27′ TO 16′ –L– STA. 24+69.00 TO 29+05.00 RT

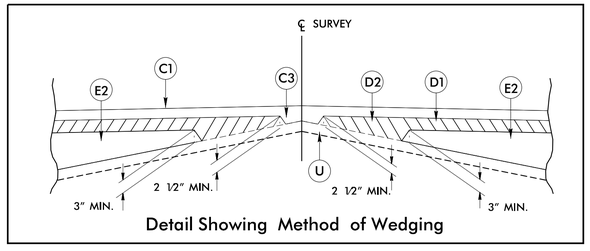

Detail Showing Method of Wedging

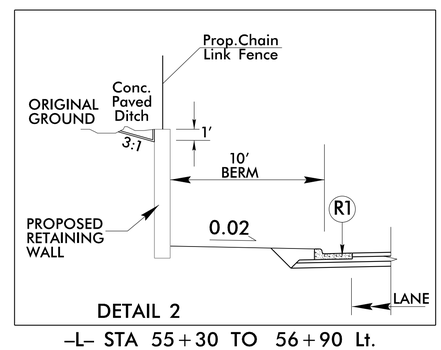

DETAIL 2

–L– STA 55+30 TO 56+90 Lt.

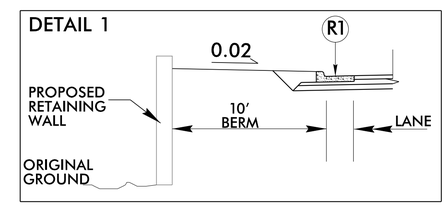

DETAIL 1

–L– STA 20+10 TO 20+60 Lt.
–L– STA 22+27 TO 22+97 Lt.

6/26/2025 2:08:33 PM
Users: jlewis
File: R-5863_Rdy_typ.dgn