Docusign Envelope ID: 3B157F69-68BA-414B-A00F-58D5DAD3B86B

5/28/99

SCALE: 1" = 20' HORIZONTAL
1" = 4' VERTICAL

NOTES:
1. LOCATION AND DEPTHS OF EXISTING UTILITIES ARE APPROXIMATE. CONTRACTOR TO FIELD VERIFY LOCATIONS AND DEPTHS PRIOR TO WATER LINE CONSTRUCTION.

PROP. 12" WATER LINE -WL1-

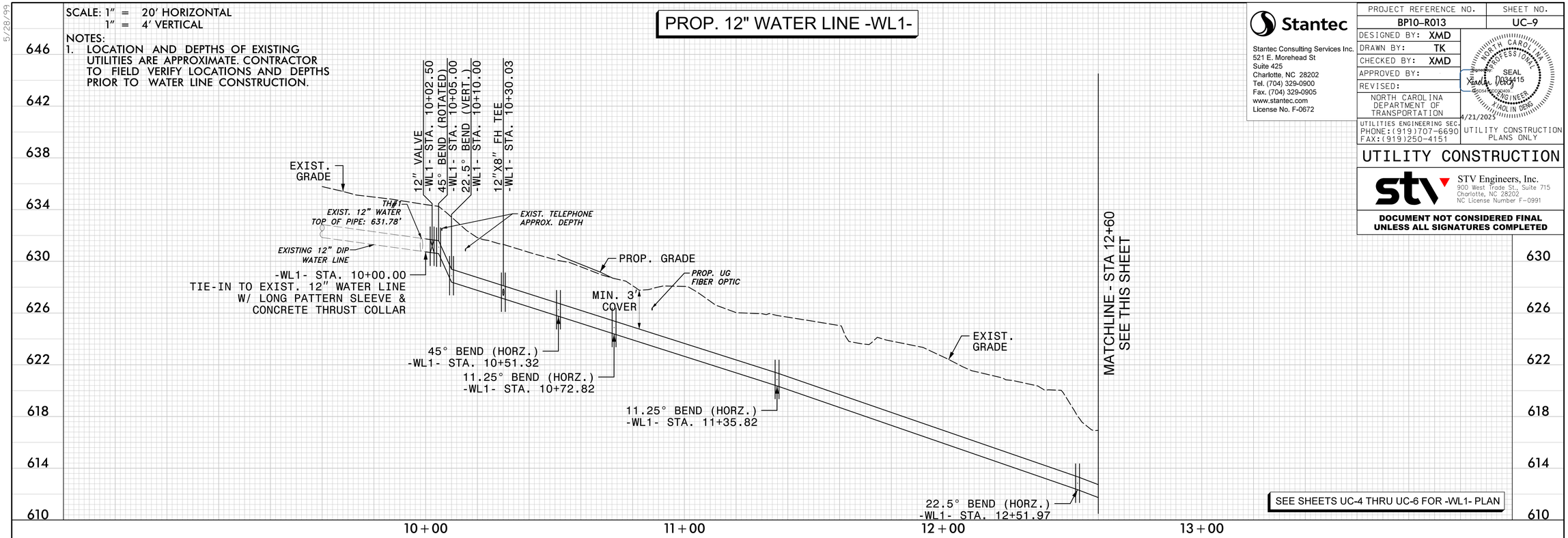

Stantec
Stantec Consulting Services Inc.
521 E. Morehead St
Suite 425
Charlotte, NC 28202
Tel. (704) 329-0900
Fax. (704) 329-0905
www.stantec.com
License No. F-0672

PROJECT REFERENCE NO.	SHEET NO.
BP10-R013	UC-9

DESIGNED BY: XMD
DRAWN BY: TK
CHECKED BY: XMD
APPROVED BY:
REVISED:

NORTH CAROLINA DEPARTMENT OF TRANSPORTATION

UTILITIES ENGINEERING SEC.
PHONE:(919)707-6690
FAX:(919)250-4151

NORTH CAROLINA PROFESSIONAL SEAL 034415 ENGINEER XIAOLIN DENG
Digitally signed by Xiaolin Deng
4/21/2025

UTILITY CONSTRUCTION PLANS ONLY

UTILITY CONSTRUCTION

STV Engineers, Inc.
900 West Trade St., Suite 715
Charlotte, NC 28202
NC License Number F-0991

DOCUMENT NOT CONSIDERED FINAL UNLESS ALL SIGNATURES COMPLETED

SCALE: 1" = 20' HORIZONTAL
1" = 4' VERTICAL

NOTES:
1. LOCATION AND DEPTHS OF EXISTING UTILITIES ARE APPROXIMATE. CONTRACTOR TO FIELD VERIFY LOCATIONS AND DEPTHS PRIOR TO WATER LINE CONSTRUCTION.

PROP. 12" WATER LINE -WL1-

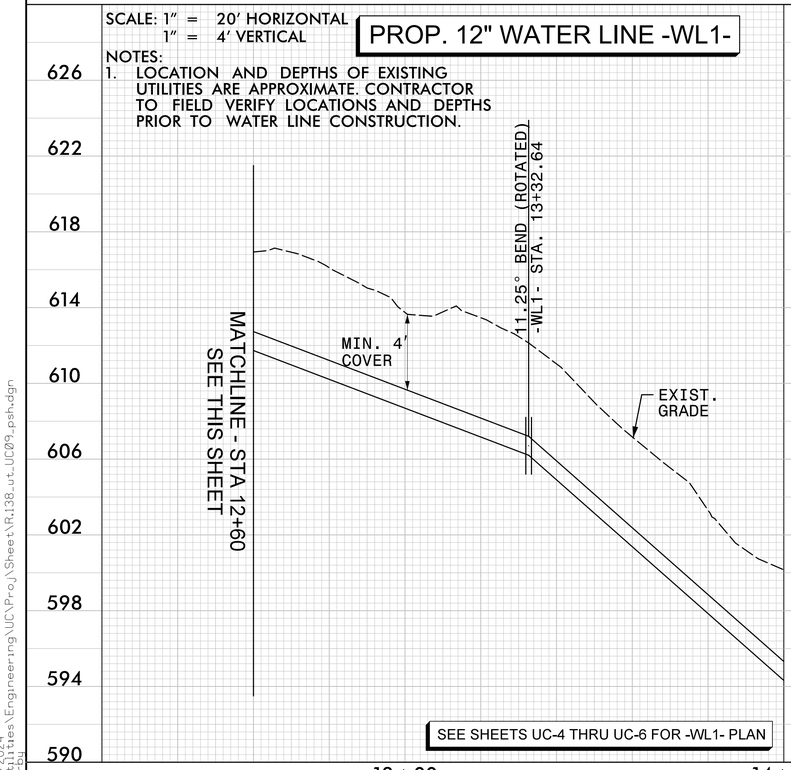

SCALE: 1" = 20' HORIZONTAL
1" = 4' VERTICAL

NOTES:
1. LOCATION AND DEPTHS OF EXISTING UTILITIES ARE APPROXIMATE. CONTRACTOR TO FIELD VERIFY LOCATIONS AND DEPTHS PRIOR TO WATER LINE CONSTRUCTION.

PROP. 12" WATER LINE -WL1-

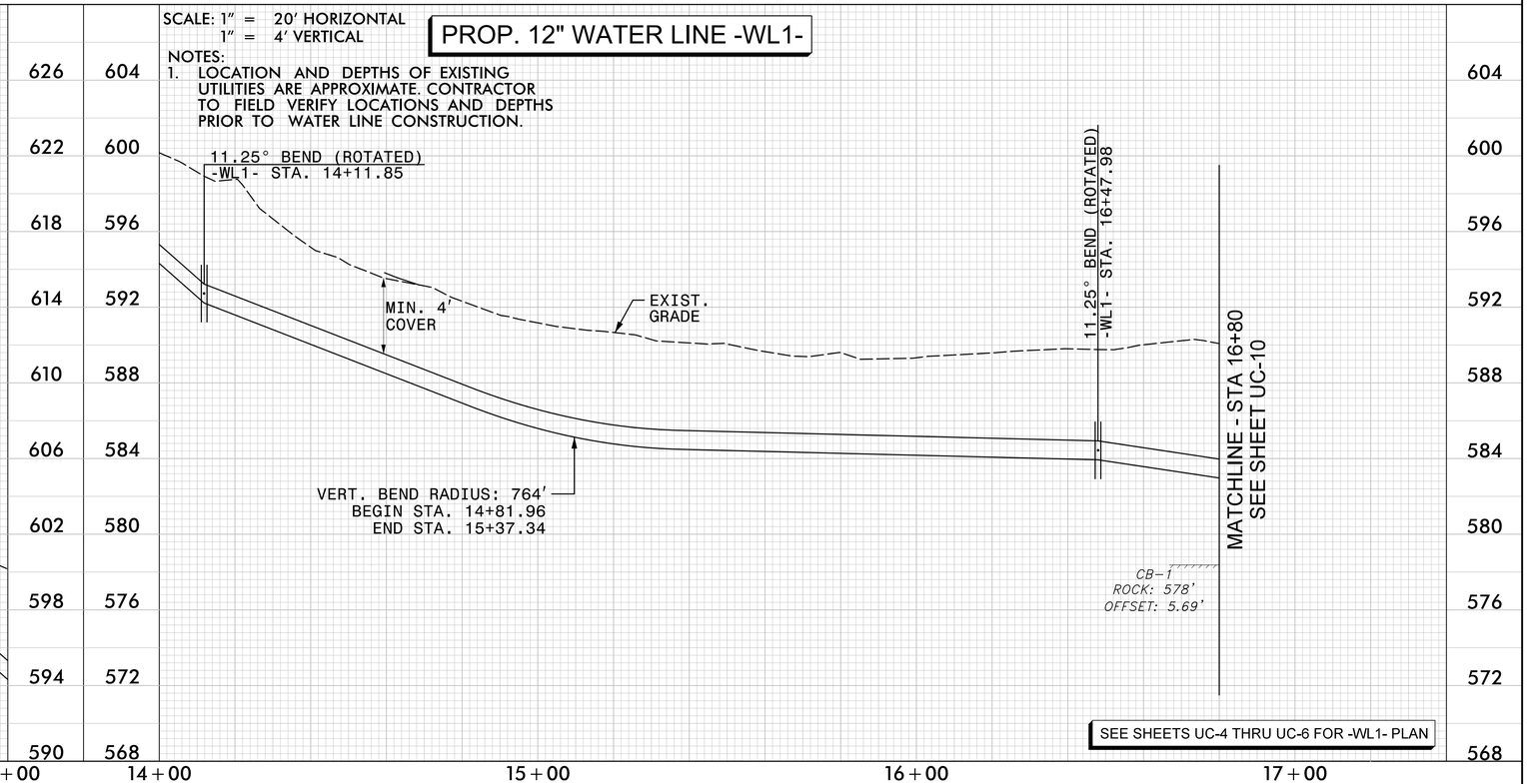

12/9/2024
U:\Utilities\Engineering\UC\Proj\Sheet\R138_ut_UC09_psh.dgn
tokirby