
















UTILITIES PLAN SHEET SYMBOLS

PROPOSED MISCELLANEOUS UTILITIES SYMBOLS

Power Pole	
Telephone Pole	
Joint Use Pole	
Telephone Pedestal	
Utility Line by Others (Type as Shown)	 PROP. O/H POW LINES
Trenchless Installation	 12" TL INSTALL
Encasement by Open Cut	 24" ENCAS BY OC
Encasement	 24" ENCASMENT

Thrust Block		
Air Release Valve		
Utility Vault		
Concrete Pier		
Steel Pier		
Plan Note		NOTE
Pay Item Note		<div style="border: 1px solid black; padding: 2px;">PAY ITEM</div>

*Underground Power Line	P
*Underground Telephone Cable	T
*Underground Telephone Conduit.....	TC
*Underground Fiber Optics Telephone Cable.....	T FO
*Underground TV Cable	TV
*Underground Fiber Optics TV Cable	TV FO
*Underground Gas Pipeline	G
Aboveground Gas Pipeline	A/G Gas
*Underground Water Line	W
Aboveground Water Line	A/G Water
*Underground Gravity Sanitary Sewer Line.....	SS
Aboveground Gravity Sanitary Sewer Line.....	A/G Sanitary Sewer
*Underground SS Forced Main Line.....	FSS
Underground Unknown Utility Line	?U/L
SUE Test Hole	⊗
Water Meter	⊠
Water Valve	⊗
Fire Hydrant.....	⊕
Sanitary Sewer Cleanout	⊕

Gravity Sewer Line 12" SS
(Sized as Shown)
Force Main Sewer Line 12" FSS
(Sized as Shown)
Manhole
(Sized per Note)
Sewer Pump Station PS(SS)

```
*For Existing Utilities
Utility Line Drawn from Record .....#
(Type as Shown)
Designated Utility Line .....#
(Type as Shown)
```