Docusign Envelope ID: 48B0556E-0A89-4F2F-B18B-ADD4B9A12A90

T.I.P.: I-5880

TIP NO.	SHEET NO.
I-5880	SIGN-1

APPROVED: Signed by: —BA0DDCF32D84421...

DATE: 7/11/2025 | 10:44:22 AM EDT

SEAL

NORTH CAROLINA PROFESSIONAL SEAL 046062 ENGINEER CHARLES J. YOUNG

DOCUMENT NOT CONSIDERED FINAL UNLESS ALL SIGNATURES COMPLETED

STATE OF NORTH CAROLINA
DEPARTMENT OF TRANSPORTATION

SIGNING PLAN

FORSYTH COUNTY

LOCATION: I-40 /NC 109 INTERCHANGE PROJECT IN WINSTON-SALEM, NC

ROADWAY STANDARD DRAWING

THE FOLLOWING ROADWAY STANDARDS AS APPEAR IN "ROADWAY STANDARD DRAWINGS" - PROJECT SERVICES UNIT - N.C. DEPARTMENT OF TRANSPORTATION - RALEIGH, N.C., DATED JANUARY 2024 ARE APPLICABLE TO THIS PROJECT AND BY REFERENCE HEREBY ARE CONSIDERED A PART OF THESE PLANS:

STD. NO.	TITLE
901.10	TYPE 'A' SIGNS
901.20	TYPE 'B' SIGNS
901.50	ARROWS AND SHIELDS
901.70	SIGN STRINGERS AND SUPPORT SPACING
901.80	SIGN MOUNTING DETAILS - FOR TYPE A AND TYPE B SIGNS
902.10	FOUNDATIONS FOR GROUND MOUNTED SIGNS
903.10	GROUND MOUNTED SIGN SUPPORTS
904.10	ORIENTATION OF GROUND MOUNTED SIGNS
904.20	SECONDARY SIGN MOUNTING
904.40	MILEPOST AND PLACEMENT
904.50	MOUNTING OF TYPE 'D', 'E', AND 'F' SIGNS ON 'U' CHANNEL SUPPORTS
910.40	SINGLE LANE ROUNDABOUT SIGNING, WITH PEDESTRIANS

GENERAL NOTES

- SIGNS FURNISHED BY THE CONTRACTOR.
- ALL TYPE 'D' SIGNS SHALL BE MOUNTED ON TWO U-CHANNEL POSTS UNLESS OTHERWISE INDICATED ON THE PLANS.
- IF REMOVAL OR RELOCATION OF SIGNS ON PRIVATE STREET (NON-STATE MAINTAINED) IS REQUIRED DUE TO CONSTRUCTION, THE CONTRACTOR SHALL INFORM THE ENGINEER. THE WORK WILL BE COMPLETED BY OTHERS.
- WHEN NOT STATIONED OR DIMENSIONED ON PLANS, ALL 'E' AND 'F' SIGNS SHALL BE FIELD LOCATED BY THE ENGINEER
- ALL EXISTING SIGNS ON "U" CHANNEL POST WITHIN THE PROJECT LIMITS SHALL BE REMOVED AND DISPOSED OF UNLESS OTHERWISE NOTED ON PLANS.
- WHEN EXISTING SIGNS ARE REMOVED AND INSTALLED ON NEW SUPPORTS, THE RE-ERECTION SHALL IMMEDIATELY FOLLOW THE REMOVAL.
- THE BACKGROUND FOR TYPE E & F SIGNS SHALL BE TYPE C REFLECTIVE SHEETING.
- DO NOT BEGIN FABRICATION FOR TYPES A & B SIGNS MOUNTED ON OVERHEAD STRUCTURES OR STEEL SUPPORTS UNTIL "S" DIMENSIONS HAVE BEEN FIELD VERIFIED.
- SEE ROADWAY PLANS FOR GUARD/GUIDE RAIL DETAILS.

SUMMARY OF QUANTITIES

ITEM NO. DESC. NO.	ITEM NO. SECT. NO.	ITEM DESCRIPTION	QUANTITY	UNIT
4025000000	901	CONTRACTOR FURNISHED, TYPE A SIGN	1614	SF
4025000000	901	CONTRACTOR FURNISHED, TYPE B SIGN	198	SF
4025000000	901	CONTRACTOR FURNISHED, TYPE D SIGN	45	SF
4025000000	901	CONTRACTOR FURNISHED, TYPE E SIGN	1804	SF
4025000000	901	CONTRACTOR FURNISHED, TYPE F SIGN	134	SF
4048000000	902	REINFORCED CONCRETE SIGN FOUNDATIONS	4	CY
4054000000	902	PLAIN CONCRETE SIGN FOUNDATIONS	1	CY
4057000000	SP	OVERHEAD FOOTING	33	CY
4060000000	903	SUPPORTS, BREAKAWAY STEEL BEAM	4804	LB
4072000000	903	SUPPORTS, 3-LB STEEL U-CHANNEL	1112	LF
4078000000	903	SUPPORTS, 2-LB STEEL U-CHANNEL	1	EA
4196000000	904	SIGN ERECTION, TYPE D	2	EA
4102000000	904	SIGN ERECTION, TYPE E	67	EA
4108000000	904	SIGN ERECTION, TYPE F	11	EA
4109000000	904	SIGN ERECTION, TYPE A (OVERHEAD)	3	EA
4109000000	904	SIGN ERECTION, TYPE B (OVERHEAD)	1	EA
4110000000	904	SIGN ERECTION, TYPE A (GROUND MOUNTED)	6	EA
4110000000	904	SIGN ERECTION, TYPE B (GROUND MOUNTED)	1	EA
4114000000	904	SIGN ERECTION, MILEMARKERS	1	EA
4116100000	904	SIGN ERECTION, RELOCATE TYPE D (GROUND MOUNTED)	5	EA
4130000000	906	SUPPORTS, OVERHEAD SIGN STRUCTURE AT -L- STA. 32+09.81	1	LS
4130000000	906	SUPPORTS, OVERHEAD SIGN STRUCTURE AT -L- STA. 45+39.32	1	LS
4149000000	907	DISPOSAL OF SIGN SYSTEM, OVERHEAD	2	EA
4152000000	907	DISPOSAL OF SIGN SYSTEM, STEEL BEAM	3	EA
4155000000	907	DISPOSAL OF SIGN SYSTEM, U-CHANNEL	96	EA
4234000000	907	DISPOSAL OF SIGN, A (OVERHEAD)	3	EA
4234000000	907	DISPOSAL OF SIGN, B (OVERHEAD)	3	EA
4238000000	907	DISPOSAL OF SIGN, D, E, OR F	20	EA
4251000000	907	DISPOSAL OF LIGHTING SYSTEM	1	EA
4360000000	SP	SUPPORTS, OMNI-DIRECTIONAL BREAKAWAY	7	EA

INDEX

SHEET NO.	DESCRIPTION
SIGN-1-1A	TITLE SHEET, SPECIAL DETAIL
SIGN-2	SUPPORT INFORMATION
SIGN-3-3C	OVHD STRUCTURE TYPICALS
SIGN-4-4F	SIGN DESIGNS, TYPE E, TYPE F AND MILEMARKERS SHEETS
SIGN-5-10	EXISTING SIGNS
SIGN-11-16	PROPOSED SIGNS

PLAN PREPARED BY: JOHNSON, MIRMIRAN, & THOMPSON, INC.

CHARLES YOUNG, PE — SENIOR ENGINEER

DANE FREDDE — DESIGN ENGINEER

PLAN SUBMITTED TO: NCDOT SIGNING AND DELINEATION UNIT

KELVIN L. JORDAN — SIGNING & DELINEATION REGIONAL ENGINEER

WALTER JOHNSON — SIGNING & DELINEATION PROJECT DESIGN ENGINEER

7/11/2025 8:06:27 AM
**I5880_SIGN1.dgn
User:dfredde

Docusign Envelope ID: F7F79CA9-CA95-4717-9944-12A06140604E

PROJECT REFERENCE NO.	SHEET NO.
I-5880	SIGN-1A

POSTED SPEED	D
20 MPH	115′
25 MPH	155′
30 MPH	200′
35 MPH	250′

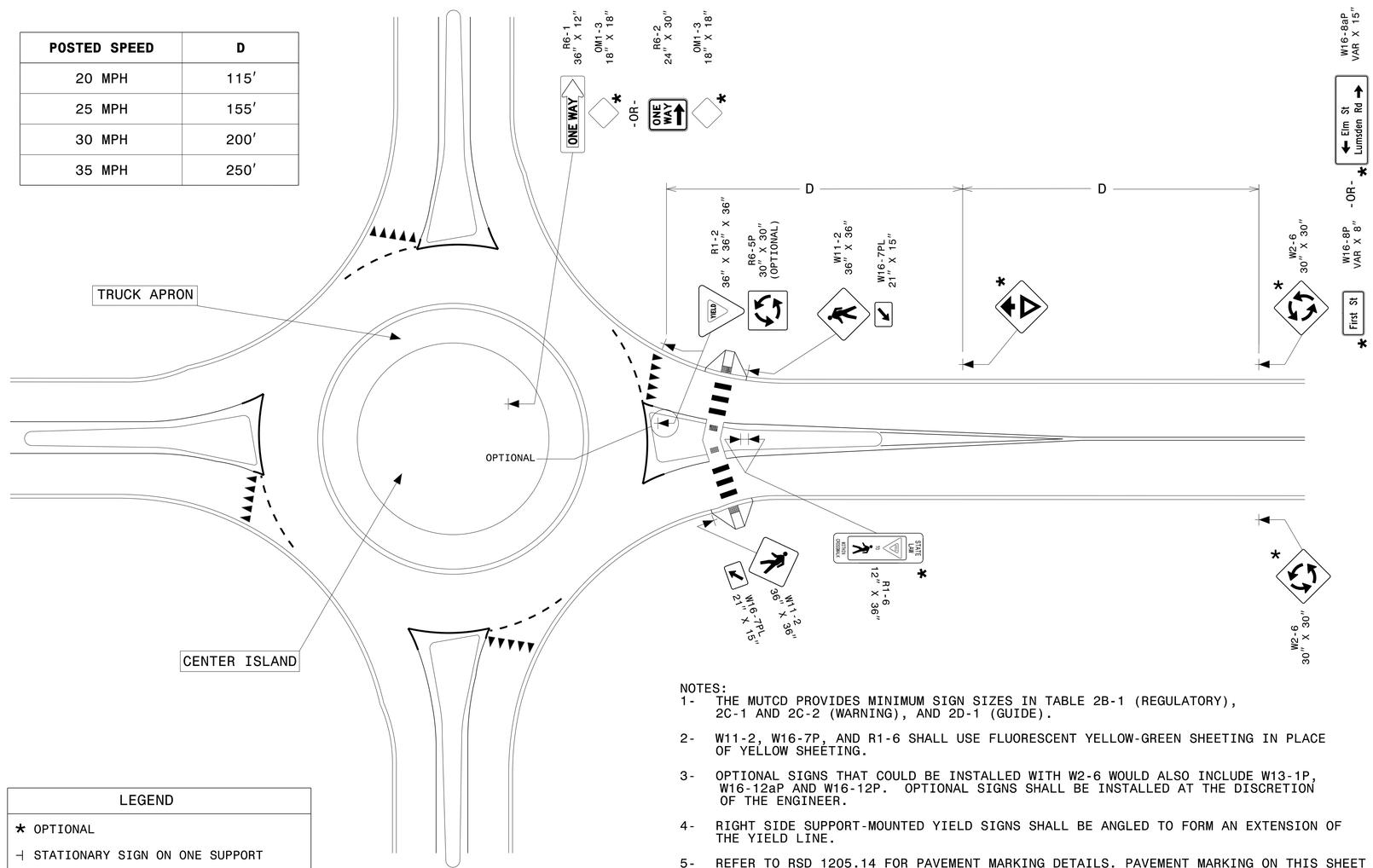

NOTES:

1- THE MUTCD PROVIDES MINIMUM SIGN SIZES IN TABLE 2B-1 (REGULATORY), 2C-1 AND 2C-2 (WARNING), AND 2D-1 (GUIDE).

2- W11-2, W16-7P, AND R1-6 SHALL USE FLUORESCENT YELLOW-GREEN SHEETING IN PLACE OF YELLOW SHEETING.

3- OPTIONAL SIGNS THAT COULD BE INSTALLED WITH W2-6 WOULD ALSO INCLUDE W13-1P, W16-12aP AND W16-12P. OPTIONAL SIGNS SHALL BE INSTALLED AT THE DISCRETION OF THE ENGINEER.

4- RIGHT SIDE SUPPORT-MOUNTED YIELD SIGNS SHALL BE ANGLED TO FORM AN EXTENSION OF THE YIELD LINE.

5- REFER TO RSD 1205.14 FOR PAVEMENT MARKING DETAILS. PAVEMENT MARKING ON THIS SHEET IS SHOWN FOR REFERENCE ONLY.

6- REFER TO MUTCD FIGURES 2A-4, 2B-22, AND 2D-12 FOR ADDITIONAL SIGNING GUIDANCE.

7- THE MUTCD PROVIDES GUIDANCE FOR DIMENSION "D" IN TABLE 2C-3 AND SHOULD BE APPLIED WITH ENGINEERING JUDGEMENT.

LEGEND
* OPTIONAL
⊣ STATIONARY SIGN ON ONE SUPPORT
⫤ STATIONARY SIGN ON TWO SUPPORTS

STATE OF
NORTH CAROLINA
DEPT. OF TRANSPORTATION
DIVISION OF HIGHWAYS
RALEIGH, N.C.

ROADWAY DETAIL DRAWING FOR

SINGLE LANE URBAN ROUNDABOUT SIGNING, WITH PEDESTRIANS

SHEET 1B OF 2

910D40

NORTH CAROLINA PROFESSIONAL SEAL 042546 ENGINEER MATTHEW V. SPRINGER
Matthew V. Springer
DocuSigned by: BC60F6E8E8B4403...
6/11/2025

CONTRACTS STANDARDS AND DEVELOPMENT UNIT
Office 919-707-8950 FAX 919-250-4119

SEE TITLE BLOCK

ORIGINAL BY: R.S. GALLO DATE: 02-29-2024
MODIFIED BY: DATE:
CHECKED BY: DATE:
FILE SPEC.:

Docusign Envelope ID: 48B0556E-0A89-4F2F-B18B-ADD4B9A12A90

TIP NO.	SHEET NO.
I-5880	SIGN-2

APPROVED: Signed by: 1A8DDCF32D4A421...

DATE: 7/11/2025 | 10:44:22 AM EDT

SEAL

NORTH CAROLINA PROFESSIONAL SEAL 046062 ENGINEER CHARLES J. YOUNG

DOCUMENT NOT CONSIDERED FINAL UNLESS ALL SIGNATURES COMPLETED

Version: 3.2 Posted: 7/5/2023

SIGN NUMBER	SIGN TYPE	SIZE (in.) w	x	h	ROADWAY STATION	NUMBER OF SUPPORTS	BEAM SECTION	SUPPORT TYPE BA or S	OMNI COUPLER	ATTACHMENT METHOD	MOUNTING METHOD	HORIZONTAL CLEARANCE* (ft.)	SUPPORT SPACING	LENGTH (ft) SNS HT "H"	MTG HT "C"	EMBED-MENT	LEFT SUPPORT (ft) S	L	LENGTH	CENTER SUPPORT (ft) S	L	LENGTH	RIGHT SUPPORT (ft) S	L	LENGTH	SUPPORT WEIGHTS B/A (lbs.)	SIMPLE (lbs.)	FOOTINGS DIAMETER (ft.)	DEPTH (ft.)	REINFORCED (c.y.)	PLAIN (c.y.)	FIELD VERIFIED SEE NOTE 2 (mm/dd/yy)
101	A	132	x	132	Y1 20+27	2	W6x16	BA	N/A	N/A	N/A	18.00	6.45	11.00	7.13	4.0	-0.13	18.00	22.00	0.00	0.00	0.00	1.48	19.61	23.61	823.76	0	1.5	4.5	0.59	0.00	_____
102	A	120	x	96	Y1 23+94	2	W6x9	BA	N/A	N/A	N/A	13.00	5.86	8.00	7.00	3.0	0.46	15.46	18.46	0.00	0.00	0.00	0.57	15.57	18.57	397.27	0	1.5	3.5	0.46	0.00	_____
103	A	120	x	96	Y1 28+95	2	W6x9	BA	N/A	N/A	N/A	14.50	5.86	8.00	7.00	3.0	0.56	15.56	18.56	0.00	0.00	0.00	0.47	15.47	18.47	397.27	0	1.5	3.5	0.46	0.00	_____
104	A	126	x	150	Y1 34+43	2	W6x16	BA	N/A	N/A	N/A	11.50	6.15	12.50	7.00	4.0	0.35	19.85	23.85	0.00	0.00	0.00	1.17	20.67	24.67	870.32	0	1.5	4.5	0.59	0.00	_____
105A 105B	B A	132 192	x x	30 126	SEE SIGN-10A	2	W10x26	BA	N/A	1-R N/A	N/A N/A	30.00	9.38	10.50	7.00	4.5	6.43	23.93	28.43	0.00	0.00	0.00	7.24	24.74	29.24	1779.42	0	2.5	5	1.82	0.00	_____
201	A	96	x	60	RPC 16+40	2	S3x5.7	BA	N/A	N/A	N/A	6.00	4.69	5.00	7.00	2.5	0.89	12.89	15.39	0.00	0.00	0.00	2.07	14.07	16.57	218.17	0	1.0	3	0.00	0.17	_____
202	A	96	x	60	L 65+12	2	S4x7.7	BA	N/A	N/A	N/A	6.00	4.69	5.00	7.00	3.0	2.75	14.75	17.75	0.00	0.00	0.00	3.30	15.30	18.30	317.59	0	1.0	3.5	0.00	0.20	_____
																										TOTAL 4803.80	TOTAL 0.00			TOTAL 3.91	TOTAL 0.38	
																									USE:	4804.00	0.00			4.00	1.00	

NOTES

1. DIMENSION "S" REPRESENTS AN INCREASE (+), OR A DECREASE (-) IN POLE LENGTH, RELATIVE TO THE ELEVATION OF THE EDGE OF TRAVEL LANE.

2. FIELD VERIFICATIONS SHALL BE REQUIRED FOR ALL SUPPORTS, SEE (*) ARTICLE 903-3. FABRICATORS SHALL BE AISC CERTIFIED IN CATEGORY 1, SEE (*) ARTICLE 1072-1. (*) = N.C.D.O.T. STANDARD SPECIFICATIONS FOR ROADS AND STRUCTURES

3. PLAN LOCATIONS FOR EXISTING UTILITIES ARE BASED ON THE BEST AVAILABLE INFORMATION AND, THEREFORE MAY NOT BE PRECISELY ACCURATE. THEREFORE, IT IS INCUMBENT UPON THE CONTRACTOR TO DETERMINE THE EXACT LOCATION OF UTILITIES BEFORE BEGINNING WORK IN A LOCATION.

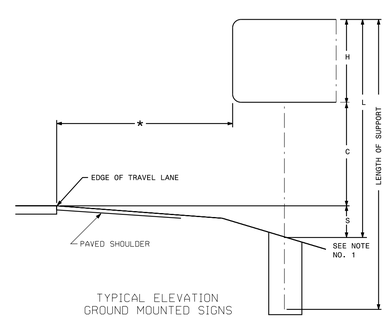

TYPICAL ELEVATION
GROUND MOUNTED SIGNS

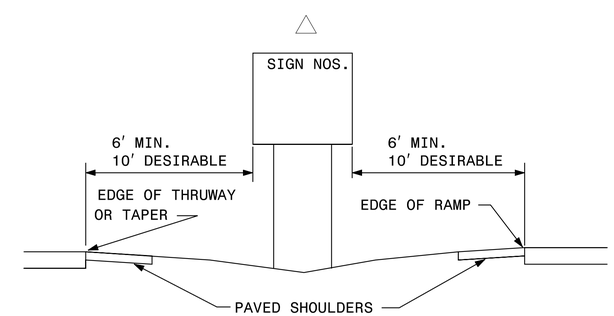

Johnson, Mirmiran, & Thompson Inc.
4700 Falls of Neuse Rd, Suite 100,
Raleigh, NC, 27603
License No: C-3097

TYPE "A" AND TYPE "B" GROUND MOUNTED SIGNS

Docusign Envelope ID: 48B0556E-0A89-4F2F-B18B-ADD4B9A12A90

TIP NO.	SHEET NO.
I-5880	SIGN-3

APPROVED: Signed by: 5ABDDC73D3D4421...

DATE: 7/11/2025 | 10:44:22 AM EDT

SEAL

NORTH CAROLINA PROFESSIONAL SEAL 046062 ENGINEER CHARLES J. YOUNG

DOCUMENT NOT CONSIDERED FINAL UNLESS ALL SIGNATURES COMPLETED

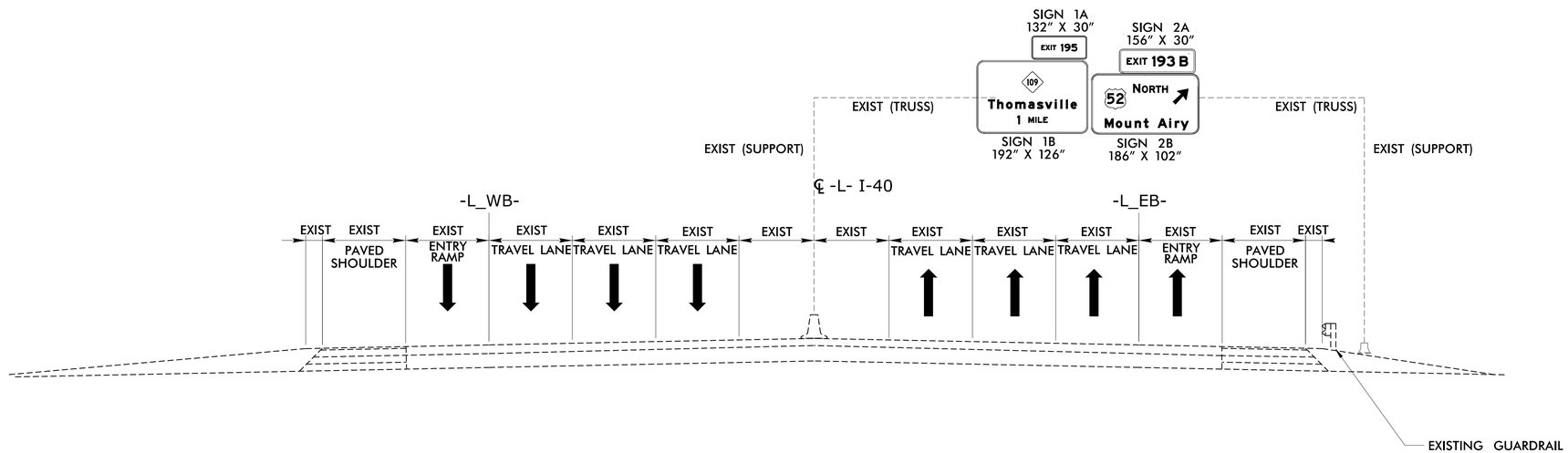

NOTES:

1. SEE STANDARD 904–3(B)(3) FOR REQUIREMENTS OF NEW STRUCTURAL MEMBERS, MOUNTING HARDWARE FOR NEW SIGNS, SHOP DRAWINGS, BRACING AND ACESSORY HARDWARE FOR ATTATCHEMENTS.
2. CUT EXISTING WALKWAY SUPPORTS AT THE BOTTOM OF PROPOSED PANELS.
3. SEE NCDOT STANDARD SPECIFICATIONS, SECTION 1076–6 FOR REPAIR OF GALVANIZING.
4. EERECT SIGN PANELS WITH MINIMUM 18' VERTICAL CLEARANCE.

LOCATION: 36.062741, –80.231986

Johnson, Mirmiran, & Thompson Inc.
4700 Falls of Neuse Rd, Suite 100,
Raleigh, NC. 27603
License No: C-3097

EXIST OVHD ASSEMBLY 'A' (SEE SHEET SIGN-10A)

User:dfredde

Docusign Envelope ID: 48B0556E-0A89-4F2F-B18B-ADD4B9A12A90

TIP NO.	SHEET NO.
I-5880	SIGN-3A

APPROVED: Signed by: BA6DDCF7D24843...

DATE: 7/11/2025 | 10:44:22 AM EDT

SEAL

NORTH CAROLINA PROFESSIONAL SEAL 046062 ENGINEER CHARLES J. YOUNG

DOCUMENT NOT CONSIDERED FINAL UNLESS ALL SIGNATURES COMPLETED

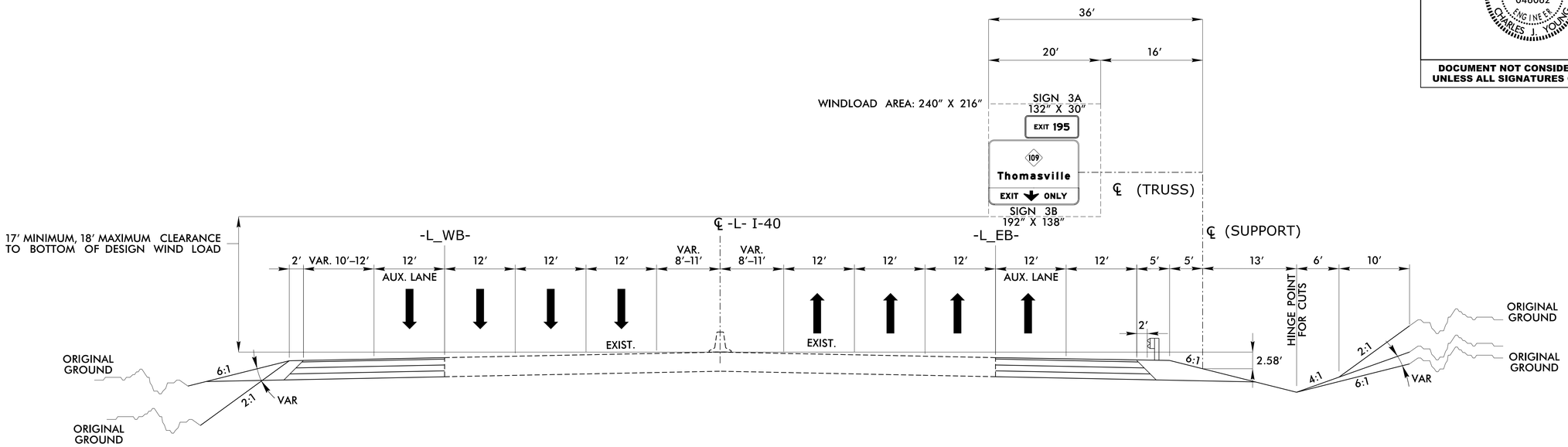

NOTES:

1. IF THE CONTRACTOR BIDS ALUMINUM SIGN STRUCTURE, EACH SHALL BE PROVIDED WITH AN APPROVED HIGHWAY TRUSS DAMPER DEVICE IN ACCORDANCE WITH AASHTO SPECIFICATIONS.
2. MOUNT SIGNS VERTICALLY CENTERED ON HORIZONTAL MEMBER OF STRUCTURE.
3. FIELD VERIFICATION SHALL BE REQUIRED FOR ALL FOOTING ELEVATIONS, PER THE LATEST NCDOT STANDARD SPECIFICATIONS FOR ROADS AND STRUCTURES. PROVIDE FIELD VERIFICATION TO THE SIGNING SECTION.
4. THE TOP OF THE FOOTING SHALL EXTEND AT LEAST 4 INCHES AND NOT MORE THAN 24 INCHES ABOVE THE HIGHEST POINT OF THE GROUND SURFACE AT THE FOOTING.
5. SIGN HANGERS AND ATTACHMENT HARDWARE SHALL BE PROVIDED AND INSTALLED ON THE ASSEMBLY TO ACCOMMODATE ALL SIGNS SHOWN IN THIS PLAN SHEET.
6. DESIGN AND CONSTRUCTION REQUIREMENTS FOR SIGN STRUCTURES SHALL ACCOMMODATE WIND VELOCITY OF 110 M.P.H.

LOCATION: 36.060719, –80.221961

Johnson, Mirmiran, & Thompson Inc.
4700 Falls of Neuse Rd, Suite 100,
Raleigh, NC, 27603
License No: C-3097

OVERHEAD SIGN ASSEMBLY 'B'
-L- 32+09.81
I-40 EB

User:dfredde

Docusign Envelope ID: 48B0556E-0A89-4F2F-B18B-ADD4B9A12A90

TIP NO.	SHEET NO.
I-5880	SIGN-3B

APPROVED: Signed by: BA6D0DF5D04A4D1...

DATE: 7/11/2025 | 10:44:22 AM EDT

SEAL

NORTH CAROLINA PROFESSIONAL SEAL 046062 ENGINEER CHARLES J. YOUNG

DOCUMENT NOT CONSIDERED FINAL UNLESS ALL SIGNATURES COMPLETED

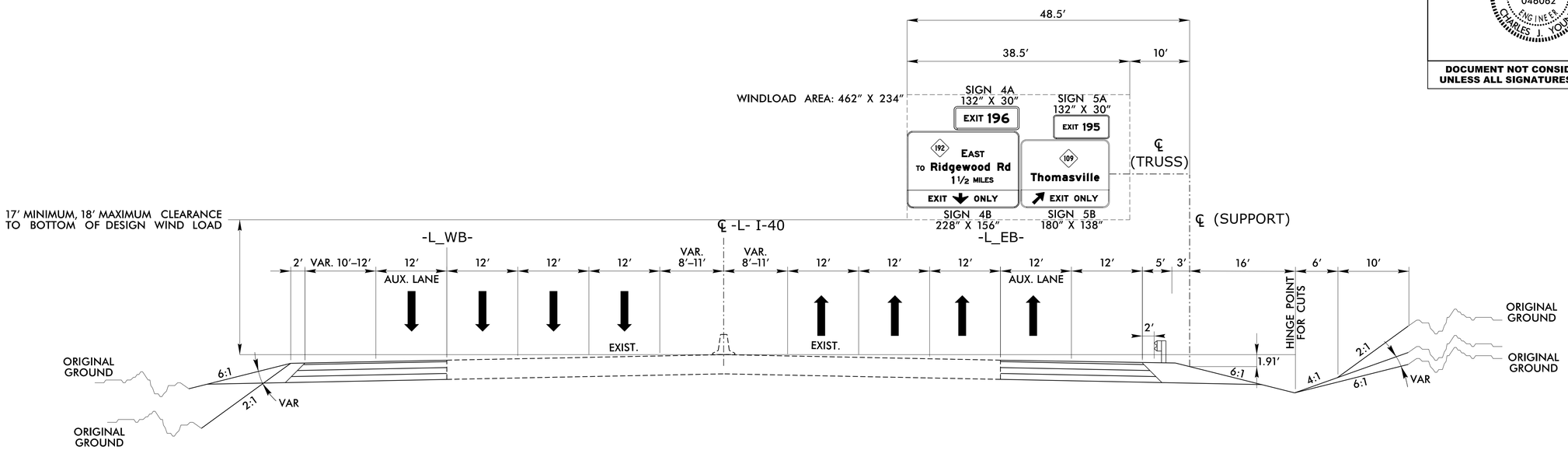

NOTES:

1. IF THE CONTRACTOR BIDS ALUMINUM SIGN STRUCTURE, EACH SHALL BE PROVIDED WITH AN APPROVED HIGHWAY TRUSS DAMPER DEVICE IN ACCORDANCE WITH AASHTO SPECIFICATIONS.
2. MOUNT SIGNS VERTICALLY CENTERED ON HORIZONTAL MEMBER OF STRUCTURE.
3. FIELD VERIFICATION SHALL BE REQUIRED FOR ALL FOOTING ELEVATIONS, PER THE LATEST NCDOT STANDARD SPECIFICATIONS FOR ROADS AND STRUCTURES. PROVIDE FIELD VERIFICATION TO THE SIGNING SECTION.
4. THE TOP OF THE FOOTING SHALL EXTEND AT LEAST 4 INCHES AND NOT MORE THAN 24 INCHES ABOVE THE HIGHEST POINT OF THE GROUND SURFACE AT THE FOOTING.
5. SIGN HANGERS AND ATTACHMENT HARDWARE SHALL BE PROVIDED AND INSTALLED ON THE ASSEMBLY TO ACCOMMODATE ALL SIGNS SHOWN IN THIS PLAN SHEET.
6. DESIGN AND CONSTRUCTION REQUIREMENTS FOR SIGN STRUCTURES SHALL ACCOMMODATE WIND VELOCITY OF 110 M.P.H.

LOCATION: 36.059251, –80.217844

Johnson, Mirmiran, & Thompson Inc.
4700 Falls of Neuse Rd, Suite 100,
Raleigh, NC, 27603
License No: C-3097

OVERHEAD SIGN ASSEMBLY 'C'
-L- 45+39.32
I-40 EB

User:dfreddo

Docusign Envelope ID: 48B0556E-0A89-4F2F-B18B-ADD4B9A12A90

TIP NO.	SHEET NO.
I-5880	SIGN-3C

APPROVED: Signed by: 8A0D0CF52D44421...

DATE: 7/11/2025 | 10:44:22 AM EDT

SEAL

NORTH CAROLINA PROFESSIONAL SEAL 046062 ENGINEER CHARLES J. YOUNG

DOCUMENT NOT CONSIDERED FINAL UNLESS ALL SIGNATURES COMPLETED

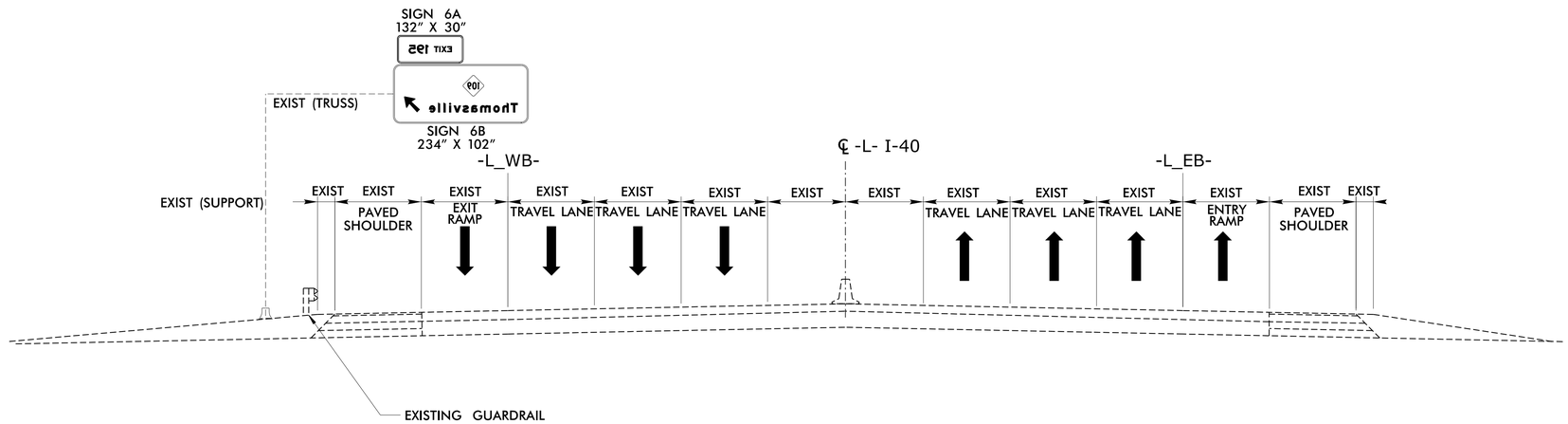

NOTES:

1. SEE STANDARD 904–3(B)(3) FOR REQUIREMENTS OF NEW STRUCTURAL MEMBERS, MOUNTING HARDWARE FOR NEW SIGNS, SHOP DRAWINGS, BRACING AND ACESSORY HARDWARE FOR ATTATCHEMENTS.
2. CUT EXISTING WALKWAY SUPPORTS AT THE BOTTOM OF PROPOSED PANELS.
3. SEE NCDOT STANDARD SPECIFICATIONS, SECTION 1076–6 FOR REPAIR OF GALVANIZING.
4. EERECT SIGN PANELS WITH MINIMUM 18′ VERTICAL CLEARANCE.

LOCATION: 36.058468, –80.209955

Johnson, Mirmiran, & Thompson Inc.
4700 Falls of Neuse Rd, Suite 100,
Raleigh, NC, 27603
License No: C-3097

EXIST OVHD ASSEMBLY 'D'
-L- 68+92.32
I-40 WB

User:dfredde

Docusign Envelope ID: 48B0556E-0A89-4F2F-B18B-ADD4B9A12A90

TIP NO.	SHEET NO.
I-5880	SIGN-4

APPROVED: Signed by: —BA6D0F3DD2D44421...

DATE: 7/11/2025 | 10:44:22 AM EDT

SEAL

NORTH CAROLINA PROFESSIONAL SEAL 046062 ENGINEER CHARLES J. YOUNG

DOCUMENT NOT CONSIDERED FINAL UNLESS ALL SIGNATURES COMPLETED

SIGN NUMBER:1B
TYPE:A (OVHD)
QUANTITY:1
SIGN WIDTH:16'-0"
HEIGHT:10'-6"
TOTAL AREA:168.0 Sq.Ft.
BORDER TYPE:INSET
RECESS:0"
WIDTH:2"
RADII:12"
NO. Z BARS:3
LENGTH:184.0

BACKG COLOR: GREEN
COPY COLOR: WHITE

SYMBOL	X	Y	WID	HT
M1-5-3-24-7C	78	70.6	36	36

MAT'L: 0.125" ALUMINUM

DESIGN BY: DAF
CHECKED BY: CJY
Jul 08, 2025
PROJECT ID: I-5880
DIV: 9

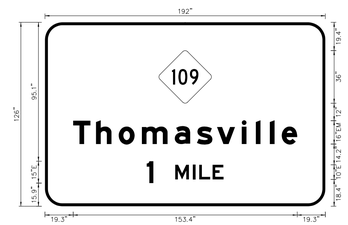

Spacing Factor is 1 unless specified otherwise

USE NOTES: 1,2,3

1. Legend and border shall be direct applied Grade A reflective sheeting.
2. Background shall be Grade C reflective sheeting.
3. Shield; A, B, and C type arrows shall be on 0.032" aluminum and demountable.

LETTER POSITIONS

Letter spacings are to start of next letter

														Series/Size Text Length
	T	h	o	m	a	s	v	i	l	l	e			EM 2000
19.3	15.7	15.5	15.8	22.6	15.2	13.8	17	9.6	9.6	8.2	10.6	19.3		153.4
	1		M	I	L	E								E 2000
69.7	4.5	15	12	4.4	9.2	7.5	69.7							52.6

NORTH CAROLINA D.O.T. SIGN DETAIL

SIGN NUMBER:2B
TYPE:A (OVHD)
QUANTITY:1
SIGN WIDTH:15'-6"
HEIGHT:8'-6"
TOTAL AREA:131.8 Sq.Ft.
BORDER TYPE:INSET
RECESS:0"
WIDTH:2"
RADII:12"
NO. Z BARS:3
LENGTH:178.0

BACKG COLOR: GREEN
COPY COLOR: WHITE

SYMBOL	X	Y	WID	HT
AR_Type A	142.2	56.7	22.2	35
M1_4	16.2	48.2	36	36

MAT'L: 0.125" ALUMINUM

DESIGN BY: DAF
CHECKED BY: CJY
Jul 08, 2025
PROJECT ID: I-5880
DIV: 9

Spacing Factor is 1 unless specified otherwise

USE NOTES: 1,2,3

1. Legend and border shall be direct applied Grade A reflective sheeting.
2. Background shall be Grade C reflective sheeting.
3. Shield; A, B, and C type arrows shall be on 0.032" aluminum and demountable.

LETTER POSITIONS

Letter spacings are to start of next letter

														Series/Size Text Length
	N		O	R	T	H								E 2000
67.2	12.2	3.1	12.8	11	11	9.7	58.8							153.4
	M	o	u	n	t		A	i	r	y				EM 2000
16.2	18.9	15.8	17	15.4	8.3	16	20	9.6	10.1	13.6	25.1			144.6

NORTH CAROLINA D.O.T. SIGN DETAIL

SIGN NUMBER:3B
TYPE:A (OVHD)
QUANTITY:1
SIGN WIDTH:16'-0"
HEIGHT:11'-6"
TOTAL AREA:184.0 Sq.Ft.
BORDER TYPE:INSET
RECESS:0"
WIDTH:2"
RADII:12"
NO. Z BARS:3
LENGTH:184.0

BACKG COLOR: GREEN/YELLOW
COPY COLOR: WHITE/BLACK

SYMBOL	X	Y	WID	HT
NC36.3B	78	82	36	36
ARDOWN	74.6	8	32	22

MAT'L: 0.125" ALUMINUM

DESIGN BY: DAF
CHECKED BY: CJY
Jul 08, 2025
PROJECT ID: I-5880
DIV: 9

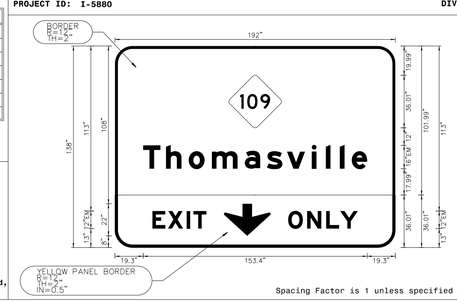

Spacing Factor is 1 unless specified otherwise

USE NOTES: 1,2,3,4

1. Legend and border shall be direct applied Grade A reflective sheeting.
2. Background shall be Grade C reflective sheeting.
3. Shield; A, B, and C type arrows shall be on 0.032" aluminum and demountable.
4. Bottom panel shall be yellow Grade C sheeting. Legend shall be direct applied black non-reflective sheeting. Arrow shall be black non-reflective sheeting on 0.032" aluminum and demountable. Shield; A, B, and C type arrows shall be on 0.032" (0.8mm) aluminum and demountable. Yellow panel is 192" 36.01" (Border Type = Recessed, Recess = 0.5", Width = 2", Radii = 12").

LETTER POSITIONS

Letter spacings are to start of next letter

														Series/Size Text Length
	T	h	o	m	a	s	v	i	l	l	e			EM 2000
19.3	15.7	15.5	15.8	22.6	15.2	13.8	17	9.6	9.6	8.2	10.6	19.3		153.4
	E	X	I	T										EM 2000
25.6	10.6	13	4.6	8.9	129.4									37
	O	N	L	Y										EM 2000
118.6	13	13.1	9.6	12.1	25.6									47.8

NORTH CAROLINA D.O.T. SIGN DETAIL

SIGN NUMBER:4B
TYPE:A (OVHD)
QUANTITY:1
SIGN WIDTH:19'-0"
HEIGHT:13'-0"
TOTAL AREA:247.0 Sq.Ft.
BORDER TYPE:INSET
RECESS:0"
WIDTH:2"
RADII:12"
NO. Z BARS:4
LENGTH:220.0

BACKG COLOR: GREEN/YELLOW
COPY COLOR: WHITE/BLACK

SYMBOL	X	Y	WID	HT
NC36.3B	70.8	104.2	36	36
ARDOWN	92.6	8	32	22

MAT'L: 0.125" ALUMINUM

DESIGN BY: DAF
CHECKED BY: CJY
Jul 08, 2025
PROJECT ID: I-5880
DIV: 9

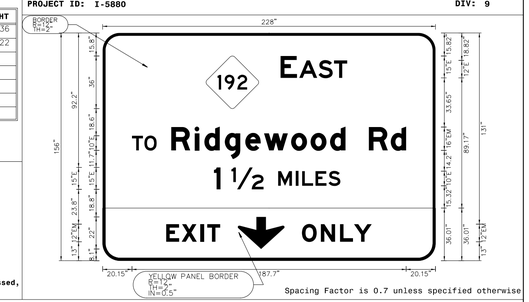

Spacing Factor is 0.7 unless specified otherwise

LETTER POSITIONS

Letter spacings are to start of next letter

														Series/Size Text Length
	E		A	S	T									E 2000
121.9	11.3	1.6	13.2	10.6	9	60.5								45.7
	T	O		R	i	d	g	e	w	o	o	d		E 2000, EM 2000
20.1	8.5	8.4	10	16	6.7	14	14	12.8	18.6	13.3	13.3	10.6	16	15	10.6	20.1		187.7
	1		1/2		M	I	L	E	S									E 2000
76.3	4.5	7.5	22	10	12	4.4	9.2	8.9	8.1	65.2								86.6
	E	X	I	T										EM 2000
43.5	10.6	13	4.6	8.9	147.5									37
	O	N	L	Y										EM 2000
136.5	13	13.1	9.6	12.1	43.7									47.8

NORTH CAROLINA D.O.T. SIGN DETAIL

Johnson, Mirmiran, & Thompson Inc.
4700 Falls of Neuse Rd, Suite 100,
Raleigh, NC, 27603
License No: C-3097

SIGN DESIGNS

7/10/2025 3:32:05 PM
...\I5880_SIGN_4.dgn
User:dfredde

Docusign Envelope ID: 48B0556E-0A89-4F2F-B18B-ADD4B9A12A90

TIP NO.	SHEET NO.
I-5880	SIGN-4A

APPROVED: Signed by: 6A8D0CF3D3D44A21...

DATE: 7/11/2025 | 10:44:22 AM EDT

SEAL

NORTH CAROLINA PROFESSIONAL SEAL 046062 ENGINEER CHARLES J. YOUNG

DOCUMENT NOT CONSIDERED FINAL UNLESS ALL SIGNATURES COMPLETED

SIGN NUMBER: 5B
TYPE: A (OVHD)
QUANTITY: 1
SIGN WIDTH: 15'-0"
HEIGHT: 11'-6"
TOTAL AREA: 172.5 Sq.Ft.
BORDER TYPE: INSET
RECESS: 0"
WIDTH: 2"
RADII: 12"
NO. Z BARS: 3
LENGTH: 172.0

BACKG COLOR: GREEN/YELLOW
COPY COLOR: WHITE/BLACK

SYMBOL	X	Y	WID	HT
NC363B	72	82	36	36
AR_Type A	23.3	6.6	20	31.5

MAT'L: 0.125" ALUMINUM

DESIGN BY: DAF
CHECKED BY: CJY
Jul 08, 2025
PROJECT ID: I-5880
DIV: 9

USE NOTES: 1,2,3,4

1. Legend and border shall be direct applied Grade A reflective sheeting.
2. Background shall be Grade C reflective sheeting.
3. Shield; A, B, and C type arrows shall be on 0.032" aluminum and demountable.
4. Bottom panel shall be yellow Grade C sheeting. Legend shall be direct applied black non-reflective sheeting. Arrow shall be black non-reflective sheeting on 0.032" aluminum and demountable. Shield; A, B, and C type arrows shall be on 0.032" (0.8mm) aluminum and demountable. Yellow panel is 192" 36.01" (Border Type = Recessed, Recess = 0.5", Width = 2", Radii = 12").

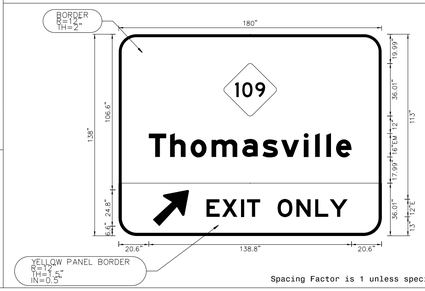

Spacing Factor is 1 unless specified otherwise

LETTER POSITIONS

Letter spacings are to start of next letter

| | | |

Docusign Envelope ID: 48B0556E-0A89-4F2F-B18B-ADD4B9A12A90

TIP NO.	SHEET NO.
I-5880	SIGN-4B

APPROVED: Signed by: DA0000732044421

DATE: 7/11/2025 | 10:44:22 AM EDT

SEAL

NORTH CAROLINA PROFESSIONAL SEAL 046062 ENGINEER CHARLES J. YOUNG

DOCUMENT NOT CONSIDERED FINAL UNLESS ALL SIGNATURES COMPLETED

SIGN NUMBER: 301
TYPE: D
QUANTITY: 1
SIGN WIDTH: 9'-0"
HEIGHT: 2'-6"
TOTAL AREA: 22.5 Sq.Ft.
BORDER TYPE: INSET
RECESS: 0"
WIDTH: 0.75"
RADII: 2.25"
NO. Z BARS: 2
LENGTH: 100.0

BACKG COLOR: GREEN
COPY COLOR: WHITE

SYMBOL	X	Y	WID	HT
AR_Type D	6.2	19.3	6	9
AR_Type D	92.8	4.7	6	9

MAT'L: 0.125" ALUMINUM

DESIGN BY: DAF
CHECKED BY: CJY
Jul 08, 2025
PROJECT ID: I-5880
DIV: 9

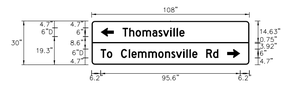

BORDER
R=2.25"
TH=0.75"

Spacing Factor is 1 unless specified otherwise

USE NOTES: 1,2

1. Legend and border shall be direct applied Grade C reflective sheeting.
2. Background shall be Grade C reflective sheeting.

LETTER POSITIONS

Letter spacings are to start of next letter

																										Series/Size Text Length
	T	h	o	m	a	s	v	i	l	l	e															D 2000
21.2	4.5	4.4	4.6	6.8	4.2	3.1	5	2.2	2.2	1.9	3.5	44.4														42.4
	T	o		C	l	e	m	m	o	n	s	v	i	l	l	e		R	d							D 2000
6.2	4.3	3.7	6	5.3	1.9	4.4	7.1	6.8	4.6	4.3	3.1	5	2.2	2.2	1.9	3.5	6	4.7	3.6	21.2						80.6

NORTH CAROLINA D.O.T. SIGN DETAIL

SIGN NUMBER: 103
TYPE: A
QUANTITY: 1
SIGN WIDTH: 10'-0"
HEIGHT: 8'-0"
TOTAL AREA: 80.0 Sq.Ft.
BORDER TYPE: INSET
RECESS: 0"
WIDTH: 2"
RADII: 12"
NO. Z BARS: 3
LENGTH: 112.0

BACKG COLOR: GREEN
COPY COLOR: WHITE

SYMBOL	X	Y	WID	HT
M1_1	27.5	59.3	24	24
AR_Type A	47.9	14.4	15.4	24.2

MAT'L: 0.125" ALUMINUM

DESIGN BY: DAF
CHECKED BY: CJY
Jul 08, 2025
PROJECT ID: I-5880
DIV: 9

BORDER
R=12"
TH=2"

Spacing Factor is 1 unless specified otherwise

USE NOTES: 1,2,3

1. Legend and border shall be direct applied Grade C reflective sheeting.
2. Background shall be Grade C reflective sheeting.
3. Shield; A, B, and C type arrows shall be on 0.032" (0.8mm) aluminum and demountable.

LETTER POSITIONS

Letter spacings are to start of next letter

																										Series/Size Text Length
	E		A	S	T																					E 2000
61.5	7.5	1	9	7.4	6	27.5																				30.9
	G	r	e	e	n	s	b	o	r	o																EM 2000
13.4	11.8	6.9	9.4	10.4	10.1	10.4	9.4	10.6	6.9	7.3	13.4															93.1

NORTH CAROLINA D.O.T. SIGN DETAIL

SIGN NUMBER: 302
TYPE: D
QUANTITY: 1
SIGN WIDTH: 9'-0"
HEIGHT: 2'-6"
TOTAL AREA: 22.5 Sq.Ft.
BORDER TYPE: INSET
RECESS: 0"
WIDTH: 0.75"
RADII: 2.25"
NO. Z BARS: 2
LENGTH: 100.0

BACKG COLOR: GREEN
COPY COLOR: WHITE

SYMBOL	X	Y	WID	HT
AR_Type D	6.2	19.3	6	9
AR_Type D	92.8	4.7	6	9

MAT'L: 0.125" ALUMINUM

DESIGN BY: DAF
CHECKED BY: CJY
Jul 08, 2025
PROJECT ID: I-5880
DIV: 9

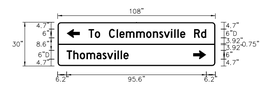

BORDER
R=2.25"
TH=0.75"

Spacing Factor is 1 unless specified otherwise

USE NOTES: 1,2

1. Legend and border shall be direct applied Grade C reflective sheeting.
2. Background shall be Grade C reflective sheeting.

LETTER POSITIONS

Letter spacings are to start of next letter

																										Series/Size Text Length
	T	o		C	l	e	m	m	o	n	s	v	i	l	l	e		R	d							D 2000
21.2	4.3	3.7	6	5.3	1.9	4.4	7.1	6.8	4.6	4.3	3.1	5	2.2	2.2	1.9	3.5	6	4.7	3.6	6.2						80.6
	T	h	o	m	a	s	v	i	l	l	e															D 2000
6.2	4.5	4.4	4.6	6.8	4.2	3.1	5	2.2	2.2	1.9	3.5	59.4														42.4

NORTH CAROLINA D.O.T. SIGN DETAIL

SIGN NUMBER: 6B
TYPE: A (OVHD)
QUANTITY: 1
SIGN WIDTH: 19'-6"
HEIGHT: 8'-6"
TOTAL AREA: 165.8 Sq.Ft.
BORDER TYPE: INSET
RECESS: 0"
WIDTH: 2"
RADII: 12"
NO. Z BARS: 3
LENGTH: 226.0

BACKG COLOR: GREEN
COPY COLOR: WHITE

SYMBOL	X	Y	WID	HT
NC363B	77	47	36	36
AR_Type A	188.2	37.2	22.2	35

MAT'L: 0.125" ALUMINUM

DESIGN BY: DAF
CHECKED BY: CJY
Jul 08, 2025
PROJECT ID: I-5880
DIV: 9



BORDER
R=12"
TH=2"

Spacing Factor is 1 unless specified otherwise

USE NOTES: 1,2

1. Legend and border shall be direct applied Grade A reflective sheeting.
2. Shield; A, B, and C type arrows shall be on 0.032" (0.8mm) aluminum and demountable.

LETTER POSITIONS

Letter spacings are to start of next letter

																										Series/Size Text Length
	T	h	o	m	a	s	v	i	l	l	e															EM 2000
18.2	15.7	15.5	15.8	22.6	15.2	13.8	17	9.6	9.6	8.2	10.6	62.3														153.4

NORTH CAROLINA D.O.T. SIGN DETAIL

Johnson, Mirmiran, & Thompson, Inc.
4700 Falls of Neuse Rd, Suite 100,
Raleigh, NC, 27603
License No: C-3097

SIGN DESIGNS

7/10/2025 8:33:58 AM
...\I5880_SIGN_4B.dgn
User:dfreade

Docusign Envelope ID: 48B0556E-0A89-4F2F-B18B-ADD4B9A12A90

TIP NO.	SHEET NO.
I-5880	SIGN-4C

APPROVED: Signed by: 9A6D0CF32D84421...

DATE: 7/11/2025 | 10:44:22 AM EDT

SEAL

NORTH CAROLINA PROFESSIONAL SEAL 046062 ENGINEER CHARLES J. YOUNG

DOCUMENT NOT CONSIDERED FINAL UNLESS ALL SIGNATURES COMPLETED

SIGN NUMBER: 104
TYPE: A
QUANTITY: 1
SIGN WIDTH: 12'-0"
HEIGHT: 12'-6"
TOTAL AREA: 150.0 Sq.Ft.
BORDER TYPE: INSET
RECESS: 0"
WIDTH: 2"
RADII: 12"
NO. Z BARS: 4
LENGTH: 136.0

BACKG COLOR: GREEN
COPY COLOR: WHITE

SYMBOL	X	Y	WID	HT
M1_1	40.2	118.5	24	24
AR_Type A	11.7	109.1	15.4	24.2
M1_1	39.5	57.3	24	24
AR_Type A	59.9	13.7	15.4	24.2

MAT'L: 0.125" ALUMINUM

USE NOTES: 1,2,3

1. Legend and border shall be direct applied Grade C reflective sheeting.
2. Background shall be Grade C reflective sheeting.
3. Shield; A, B, and C type arrows shall be on 0.032" (0.8mm) aluminum and demountable.

DESIGN BY: DAF CHECKED BY: CJY Jul 10, 2025
PROJECT ID: I-5880 DIV: 9

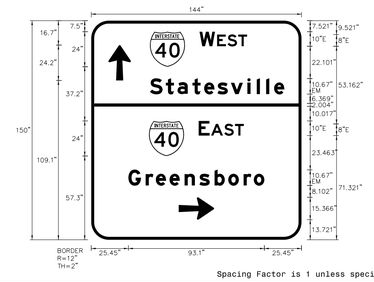

Spacing Factor is 1 unless specified otherwise

LETTER POSITIONS

Letter spacings are to start of next letter

																											Series/Size Text Length
	W		E	S	T																						E 2000
74.2	10.6	1.4	7.1	7.4	6	37.3																					32.5
	S	t	a	t	e	s	v	i	l	l	e																EM 2000
40.2	10.9	8	10.2	8	9.2	9.2	11.3	6.4	6.4	5.4	7	11.7															92.1
	E		A	S	T																						E 2000
73.5	7.5	1	9	7.4	6	39.5																					30.9
	G	r	e	e	n	s	b	o	r	o																	EM 2000
25.4	11.8	6.9	9.4	10.3	10.1	10.3	9.4	10.6	6.9	7.3	25.4																93.1

NORTH CAROLINA D.O.T. SIGN DETAIL

SIGN NUMBER: 1A,3A,5A,6A,105A
TYPE: B
QUANTITY: 5
SIGN WIDTH: 11'-0"
HEIGHT: 2'-6"
TOTAL AREA: 27.5 Sq.Ft.
BORDER TYPE: INSET
RECESS: 0"
WIDTH: 2"
RADII: 3"
NO. Z BARS: 2
LENGTH: 124.0

BACKG COLOR: GREEN
COPY COLOR: WHITE

SYMBOL	X	Y	WID	HT

MAT'L: 0.125" ALUMINUM

USE NOTES: 1,2,3

1. Legend and border shall be direct applied Grade A reflective sheeting.
2. Background shall be NC Grade C reflective sheeting.
3. Use Attachment Method 1-R.

DESIGN BY: DAF CHECKED BY: CJY Jul 08, 2025
PROJECT ID: I-5880 DIV: 9

Spacing Factor is 1 unless specified otherwise

LETTER POSITIONS

Letter spacings are to start of next letter

																											Series/Size Text Length
	E	X	I	T		1	9	5																			E 2000
26.3	8.9	10.7	3.5	7.5	15	7.5	14.3	12.1	26.3																		79.5

NORTH CAROLINA D.O.T. SIGN DETAIL

SIGN NUMBER: 2A
TYPE: B
QUANTITY: 1
SIGN WIDTH: 13'-0"
HEIGHT: 2'-6"
TOTAL AREA: 32.5 Sq.Ft.
BORDER TYPE: INSET
RECESS: 0"
WIDTH: 2"
RADII: 3"
NO. Z BARS: 2
LENGTH: 148.0

BACKG COLOR: GREEN
COPY COLOR: WHITE

SYMBOL	X	Y	WID	HT

MAT'L: 0.125" ALUMINUM

USE NOTES: 1,2,3

1. Legend and border shall be direct applied Grade A reflective sheeting.
2. Background shall be NC Grade C reflective sheeting.
3. Use Attachment Method 1-R.

DESIGN BY: DAF CHECKED BY: CJY Jul 08, 2025
PROJECT ID: I-5880 DIV: 9

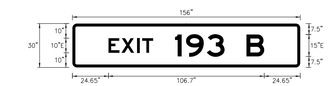

Spacing Factor is 1 unless specified otherwise

LETTER POSITIONS

Letter spacings are to start of next letter

																											Series/Size Text Length
	E	X	I	T		1	9	3		B																	E 2000
24.7	8.9	10.7	3.5	7.5	15	7.5	14.2	12.2	15	12.2	24.7																106.7

NORTH CAROLINA D.O.T. SIGN DETAIL

Johnson, Mirmiran, & Thompson, Inc.
4700 Falls of Neuse Rd, Suite 100,
Raleigh, NC, 27603
License No: C-3097

SIGN DESIGNS

7/10/2025 3:33:06 PM
...\I5880_SIGN_4C.dgn
User:dfreade

Docusign Envelope ID: 48B0556E-0A89-4F2F-B18B-ADD4B9A12A90

TIP NO.	SHEET NO.
I-5880	SIGN-4D

APPROVED: Signed by: EA8D0CF2D4A421...

DATE: 7/11/2025 | 10:44:22 AM EDT

SEAL

NORTH CAROLINA PROFESSIONAL SEAL 046062 ENGINEER CHARLES J. YOUNG

DOCUMENT NOT CONSIDERED FINAL UNLESS ALL SIGNATURES COMPLETED

SIGN NUMBER: 4A
TYPE: B
QUANTITY: 1
SIGN WIDTH: 11'-0"
HEIGHT: 2'-6"
TOTAL AREA: 27.5 Sq.Ft.
BORDER TYPE: INSET
RECESS: 0"
WIDTH: 2"
RADII: 3"
NO. Z BARS: 2
LENGTH: 124.0

BACKG COLOR: GREEN
COPY COLOR: WHITE

SYMBOL	X	Y	WID	HT

MAT'L: 0.125" ALUMINUM

DESIGN BY: DAF
PROJECT ID: I-5880
CHECKED BY: CJY
Jul 08, 2025
DIV: 9

USE NOTES: 1,2,3

1. Legend and border shall be direct applied Grade A reflective sheeting.
2. Background shall be NC Grade C reflective sheeting.
3. Use Attachment Method 1-R.

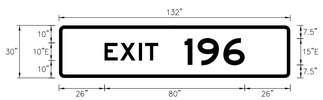

BORDER
R=3"
TH=2"

Spacing Factor is 1 unless specified otherwise

LETTER POSITIONS

Letter spacings are to start of next letter

																											Series/Size Text Length
		E	X	I	T		1	9	6																		E 2000
	26	8.9	10.7	3.5	7.5	15	7.5	14.7	12.2	26																	80

FILENAME: I5880_SIGN_4D

NORTH CAROLINA D.O.T. SIGN DETAIL

SIGN NUMBER: 105B
TYPE: A
QUANTITY: 1
SIGN WIDTH: 16'-0"
HEIGHT: 10'-6"
TOTAL AREA: 168.0 Sq.Ft.
BORDER TYPE: INSET
RECESS: 0"
WIDTH: 2"
RADII: 12"
NO. Z BARS: 3
LENGTH: 184.0

BACKG COLOR: WHITE
COPY COLOR: GREEN

SYMBOL	X	Y	WID	HT
M1-5-3-36-12D	78	70.8	36	36

MAT'L: 0.125" ALUMINUM

DESIGN BY: DAF
PROJECT ID: I-5880
CHECKED BY: CJY
Jul 08, 2025
DIV: 9

USE NOTES: 1,2,3

1. Legend and border shall be direct applied Grade C reflective sheeting.
2. Background shall be Grade C reflective sheeting.
3. Shield; A, B, and C type arrows shall be on 0.032" (0.8mm) aluminum and demountable.

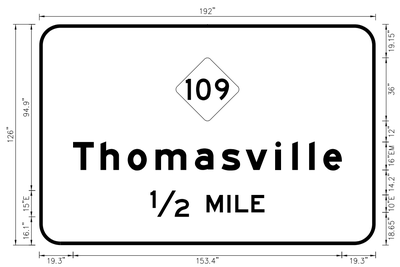

BORDER
R=12"
TH=2"

Spacing Factor is 1 unless specified otherwise

LETTER POSITIONS

Letter spacings are to start of next letter

																											Series/Size Text Length
		T	h	o	m	a	s	v	i	l	l	e															EM 2000
	19.3	15.7	15.5	15.8	22.6	15.2	13.8	17	9.6	9.6	8.2	10.6	19.3														153.4
		1/2		M	I	L	E																				E 2000
	63.5	22	10	12	4.4	9.2	7.5	63.5																			65.1

NORTH CAROLINA D.O.T. SIGN DETAIL

Johnson, Mirmiran, & Thompson Inc.
4700 Falls of Neuse Rd, Suite 100,
Raleigh, NC, 27603
License No: C-3097

SIGN DESIGNS

7/10/2025 9:23:43 AM
...\I5880_SIGN_4D.dgn
User:dTrede

Docusign Envelope ID: 48B0556E-0A89-4F2F-B18B-ADD4B9A12A90

TIP NO.	SHEET NO.
I-5880	SIGN-4E

APPROVED: Signed by: BA5DDCF32D4842F...

DATE: 7/11/2025 | 10:44:22 AM EDT

SEAL

NORTH CAROLINA PROFESSIONAL SEAL 046062 ENGINEER CHARLES J. YOUNG

DOCUMENT NOT CONSIDERED FINAL UNLESS ALL SIGNATURES COMPLETED

401 QUANTITY REQ'D 4

30" X 30"
W3-2

ONE "U" POST PER SIGN

402 QUANTITY REQ'D 8

24" X 12"
W16-7P

MOUNT BELOW SIGN 403 IN 8 INSTALLATIONS

403 QUANTITY REQ'D 8

36" X 36"
W11-2

ONE "U" POST PER SIGN

404 QUANTITY REQ'D 2

W4-1R
48" X 48"

TWO "U" POST PER SIGN

405 QUANTITY REQ'D 4

R2-1
24" X 30"

ONE "U" POST PER SIGN

406 QUANTITY REQ'D 6

R6-1 R
36" X 12"

TWO "U" POST PER SIGN

407 QUANTITY REQ'D 6



36" X 36" X 36"
R1-2

ONE "U" POST PER SIGN

408 QUANTITY REQ'D 2

R6-1 L
36" X 12"

MOUNT BACK TO BACK WITH SIGN 406 IN 2 INSTALLATIONS

409 QUANTITY REQ'D 4

R5-1 A
36" X 24"

ONE "U" POST PER SIGN

410 QUANTITY REQ'D 6

24" X 30"
R4-7

ONE "U" POST PER SIGN

NOTE: SIGN R4-7 WILL BE INSTALLED AT A MINIMUM OF 10 FT FROM THE NOSE OF AN ISLAND.

411 QUANTITY REQ'D 1

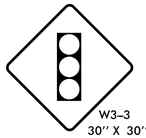

W3-3
30" X 30"

ONE "U" POST PER SIGN

412 QUANTITY REQ'D 4

W2-6
30" X 30"

ONE "U" POST PER SIGN

413 QUANTITY REQ'D 1

W9-1 R
36" X 36"

ONE "U" POST PER SIGN

414 QUANTITY REQ'D 1

W16-2P
24" X 18"

MOUNT BELOW SIGN 413 IN 1 INSTALLATIONS

415 QUANTITY REQ'D 4

W13-1
24" X 24"

MOUNT BELOW SIGN 412 IN 4 INSTALLATIONS

416 QUANTITY REQ'D 4

R5-1
30" X 30"

ONE "U" POST PER SIGN

417 QUANTITY REQ'D 1

R3-7 R
30" X 30"

ONE "U" POST PER SIGN

418 QUANTITY REQ'D 1

W4-2R
36" X 36"

ONE "U" POST PER SIGN

Johnson, Mirmiran, & Thompson Inc.
4700 Falls of Neuse Rd, Suite 100,
Raleigh, NC, 27603
License No: C-3097

TYPE "E" SIGNS

7/11/2025 7:57:18 AM
...\I5880_SIGN_4E.dgn
User:dTreade

Docusign Envelope ID: 48B0556E-0A89-4F2F-B18B-ADD4B9A12A90

TIP NO.	SHEET NO.
I-5880	SIGN-4F

APPROVED: Signed by: 5A6DDCF32D4442...

DATE: 7/11/2025 | 10:44:22 AM EDT

SEAL

NORTH CAROLINA PROFESSIONAL SEAL 046062 ENGINEER CHARLES J. YOUNG

DOCUMENT NOT CONSIDERED FINAL UNLESS ALL SIGNATURES COMPLETED

501 QUANTITY REQ'D 2

ONE "U" POST PER SIGN

502 QUANTITY REQ'D 1

ONE "U" POST PER SIGN

503 QUANTITY REQ'D 1

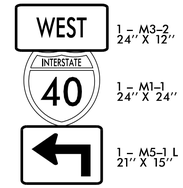

ONE "U" POST PER SIGN

504 QUANTITY REQ'D 1

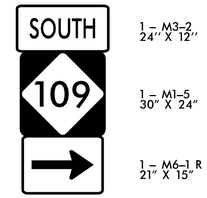

ONE "U" POST PER SIGN

505 QUANTITY REQ'D 1

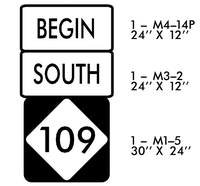

ONE "U" POST PER SIGN

506 QUANTITY REQ'D 1

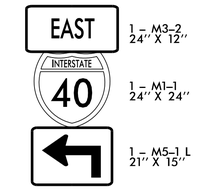

ONE "U" POST PER SIGN

507 QUANTITY REQ'D 1

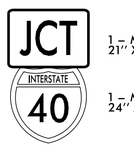

ONE "U" POST PER SIGN

508 QUANTITY REQ'D 1

ONE "U" POST PER SIGN

509 QUANTITY REQ'D 1

ONE "U" POST PER SIGN

510 QUANTITY REQ'D 1

ONE "U" POST PER SIGN

QUANTITY REQ'D 1

1 – 12'' X 48''

ONE "U" POST PER SIGN

Johnson, Mirmiran, & Thompson Inc.
4700 Falls of Neuse Rd, Suite 100,
Raleigh, NC, 27603
License No: C-3097

TYPE "F" AND MILEMARKER SIGNS

7/10/2025 3:51:16 AM
...\I5880_SIGN_4F.dgn
User:jfredde

Docusign Envelope ID: 48B0556E-0A89-4F2F-B18B-ADD4B9A12A90

TIP NO.	SHEET NO.
I-5880	SIGN-5

APPROVED: Signed by: 5A8D0C73D54421...

DATE: 7/11/2025 | 10:44:22 AM EDT

SEAL

NORTH CAROLINA PROFESSIONAL SEAL 046062 ENGINEER CHARLES I. YOUNG

DOCUMENT NOT CONSIDERED FINAL UNLESS ALL SIGNATURES COMPLETED

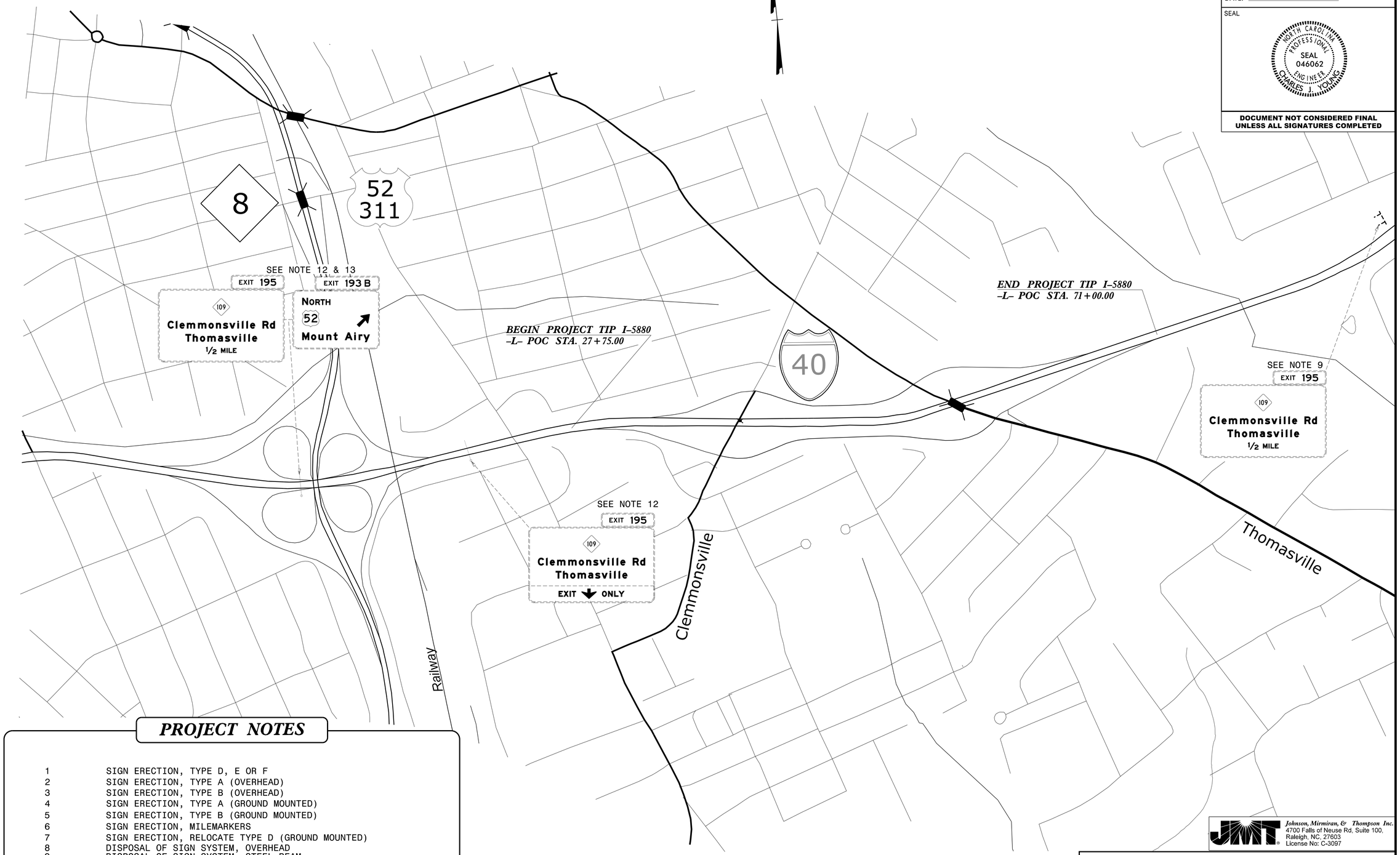

PROJECT NOTES

1	SIGN ERECTION, TYPE D, E OR F
2	SIGN ERECTION, TYPE A (OVERHEAD)
3	SIGN ERECTION, TYPE B (OVERHEAD)
4	SIGN ERECTION, TYPE A (GROUND MOUNTED)
5	SIGN ERECTION, TYPE B (GROUND MOUNTED)
6	SIGN ERECTION, MILEMARKERS
7	SIGN ERECTION, RELOCATE TYPE D (GROUND MOUNTED)
8	DISPOSAL OF SIGN SYSTEM, OVERHEAD
9	DISPOSAL OF SIGN SYSTEM, STEEL BEAM
10	DISPOSAL OF SIGN SYSTEM, U-CHANNEL
11	DISPOSAL OF SIGN, D, E OR F
12	DISPOSAL OF SIGN, A & B (OVERHEAD)
13	DISPOSAL OF LIGHTING SYSTEM

50 25 0 50 100

Johnson, Mirmiran, & Thompson Inc.
4700 Falls of Neuse Rd, Suite 100,
Raleigh, NC, 27603
License No: C-3097

EXISTING SIGNS OUTSIDE PROJECT LIMITS

7/10/2025 9:59:20 AM
I-5880_SIGN-Sign
User:dfreddo

Docusign Envelope ID: 48B0556E-0A89-4F2F-B18B-ADD4B9A12A90

Johnson, Mirmiran, & Thompson Inc.
4700 Falls of Neuse Rd, Suite 100,
Raleigh, NC, 27603
License No: C-3097

TIP NO.	SHEET NO.
I-5880	SIGN-6

APPROVED: Signed by: 9A0DDCF32044421...

DATE: 7/11/2025 | 10:44:22 AM EDT

SEAL

NORTH CAROLINA PROFESSIONAL SEAL 046062 ENGINEER CHARLES J. YOUNG

DOCUMENT NOT CONSIDERED FINAL UNLESS ALL SIGNATURES COMPLETED

NOTE:
SEE SHEET SIGN-5 FOR EXISTING SIGNS OUTSIDE PROJECT LIMITS.

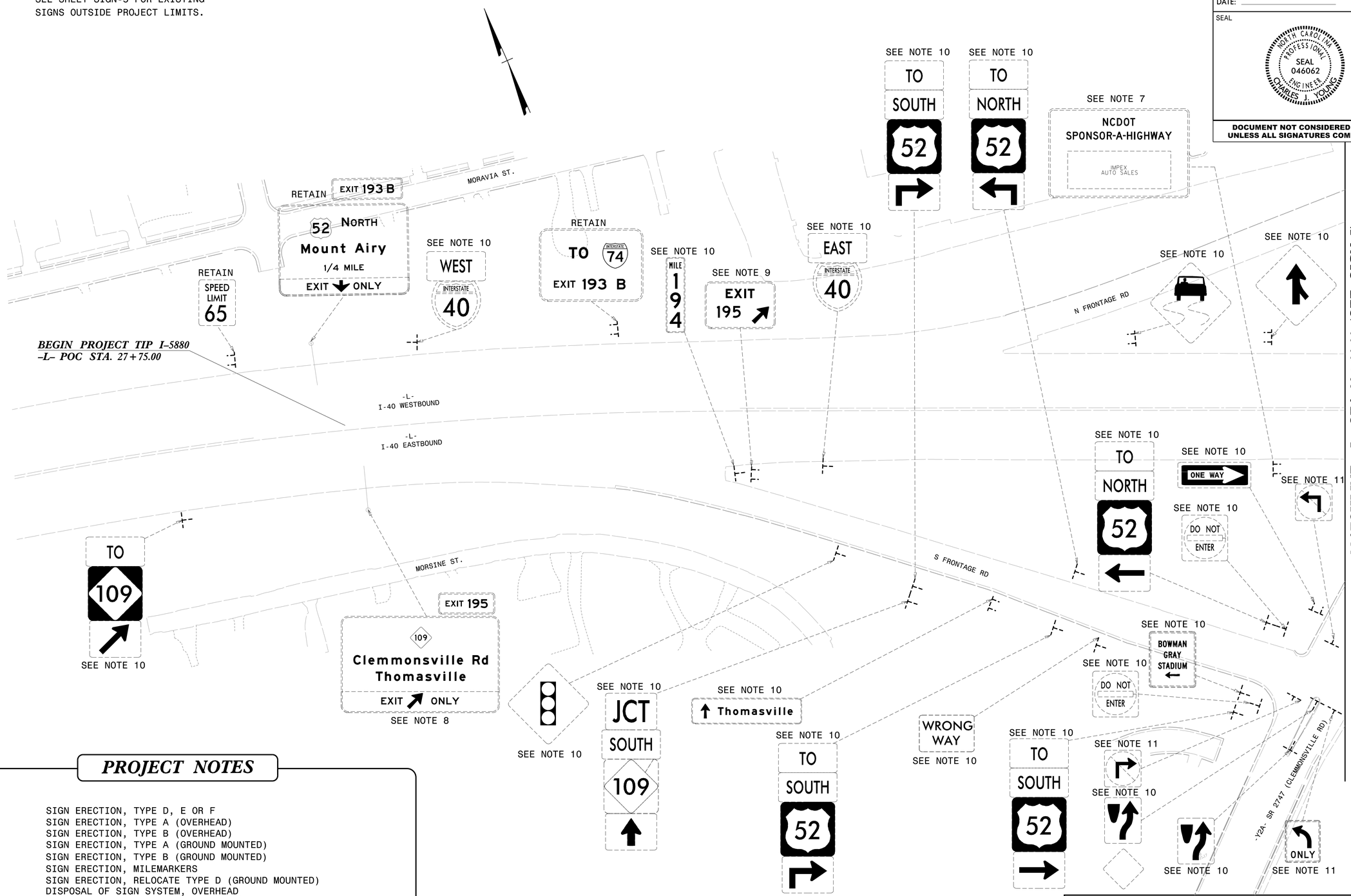

PROJECT NOTES

1	SIGN ERECTION, TYPE D, E OR F
2	SIGN ERECTION, TYPE A (OVERHEAD)
3	SIGN ERECTION, TYPE B (OVERHEAD)
4	SIGN ERECTION, TYPE A (GROUND MOUNTED)
5	SIGN ERECTION, TYPE B (GROUND MOUNTED)
6	SIGN ERECTION, MILEMARKERS
7	SIGN ERECTION, RELOCATE TYPE D (GROUND MOUNTED)
8	DISPOSAL OF SIGN SYSTEM, OVERHEAD
9	DISPOSAL OF SIGN SYSTEM, STEEL BEAM
10	DISPOSAL OF SIGN SYSTEM, U-CHANNEL
11	DISPOSAL OF SIGN, D, E OR F
12	DISPOSAL OF SIGN, A & B (OVERHEAD)
13	DISPOSAL OF LIGHTING SYSTEM

EXISTING SIGNS

7/10/2025 10:00:21 AM
...\I5880_SIGN_6.dgn
User:dfreddie

Docusign Envelope ID: 48B0556E-0A89-4F2F-B18B-ADD4B9A12A90

TIP NO.	SHEET NO.
I-5880	SIGN-7

APPROVED: Signed by: 9A0DDCF3D44421...

DATE: 7/11/2025 | 10:44:22 AM EDT

SEAL

NORTH CAROLINA PROFESSIONAL SEAL 046062 ENGINEER CHARLES J. YOUNG

DOCUMENT NOT CONSIDERED FINAL UNLESS ALL SIGNATURES COMPLETED

PROJECT NOTES

1	SIGN ERECTION, TYPE D, E OR F
2	SIGN ERECTION, TYPE A (OVERHEAD)
3	SIGN ERECTION, TYPE B (OVERHEAD)
4	SIGN ERECTION, TYPE A (GROUND MOUNTED)
5	SIGN ERECTION, TYPE B (GROUND MOUNTED)
6	SIGN ERECTION, MILEMARKERS
7	SIGN ERECTION, RELOCATE TYPE D (GROUND MOUNTED)
8	DISPOSAL OF SIGN SYSTEM, OVERHEAD
9	DISPOSAL OF SIGN SYSTEM, STEEL BEAM
10	DISPOSAL OF SIGN SYSTEM, U-CHANNEL
11	DISPOSAL OF SIGN, D, E OR F
12	DISPOSAL OF SIGN, A & B (OVERHEAD)
13	DISPOSAL OF LIGHTING SYSTEM

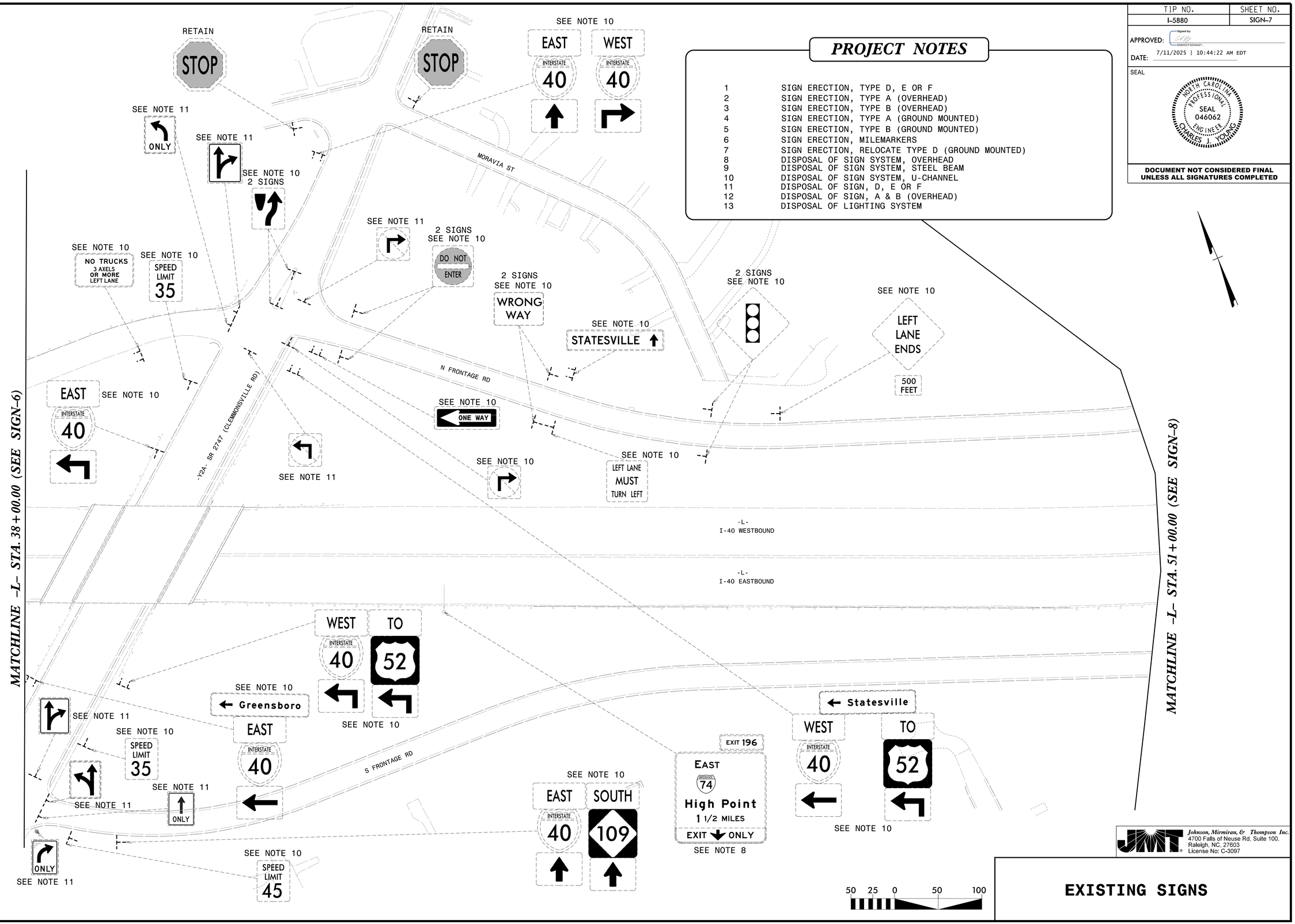

Johnson, Mirmiran, & Thompson Inc.
4700 Falls of Neuse Rd, Suite 100,
Raleigh, NC, 27603
License No: C-3097

EXISTING SIGNS

7/10/2025 10:04:05 AM
**\I5880_SIGN_7.dgn
User:dfredde

Docusign Envelope ID: 48B0556E-0A89-4F2F-B18B-ADD4B9A12A90

TIP NO.	SHEET NO.
I-5880	SIGN-8

APPROVED: Signed by: 5A8DDCF32D44421...

DATE: 7/11/2025 | 10:44:22 AM EDT

SEAL

NORTH CAROLINA PROFESSIONAL SEAL 046062 ENGINEER CHARLES J. YOUNG

DOCUMENT NOT CONSIDERED FINAL UNLESS ALL SIGNATURES COMPLETED

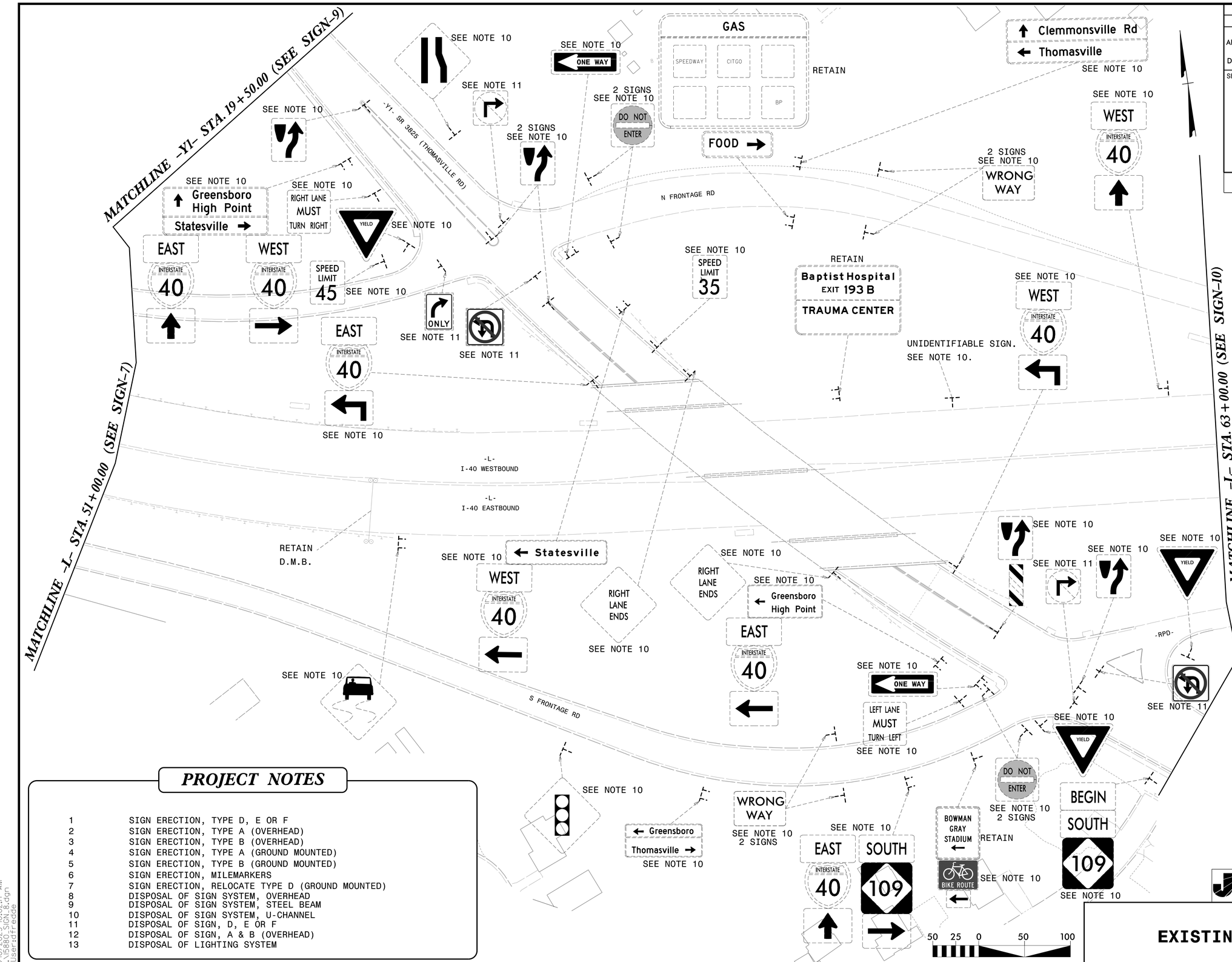

PROJECT NOTES

1	SIGN ERECTION, TYPE D, E OR F
2	SIGN ERECTION, TYPE A (OVERHEAD)
3	SIGN ERECTION, TYPE B (OVERHEAD)
4	SIGN ERECTION, TYPE A (GROUND MOUNTED)
5	SIGN ERECTION, TYPE B (GROUND MOUNTED)
6	SIGN ERECTION, MILEMARKERS
7	SIGN ERECTION, RELOCATE TYPE D (GROUND MOUNTED)
8	DISPOSAL OF SIGN SYSTEM, OVERHEAD
9	DISPOSAL OF SIGN SYSTEM, STEEL BEAM
10	DISPOSAL OF SIGN SYSTEM, U-CHANNEL
11	DISPOSAL OF SIGN, D, E OR F
12	DISPOSAL OF SIGN, A & B (OVERHEAD)
13	DISPOSAL OF LIGHTING SYSTEM

Johnson, Mirmiran, & Thompson Inc.
4700 Falls of Neuse Rd, Suite 100,
Raleigh, NC, 27603
License No: C-3097

EXISTING SIGNS

7/10/2025 10:02:17 AM
I-5880_SIGN_Sign
User:dfreede

Docusign Envelope ID: 48B0556E-0A89-4F2F-B18B-ADD4B9A12A90

TIP NO.	SHEET NO.
I-5880	SIGN-9

APPROVED: Signed by: 5A3DDCF32D484A1...

DATE: 7/11/2025 | 10:44:22 AM EDT

SEAL

NORTH CAROLINA PROFESSIONAL SEAL 046062 ENGINEER CHARLES J. YOUNG

DOCUMENT NOT CONSIDERED FINAL UNLESS ALL SIGNATURES COMPLETED

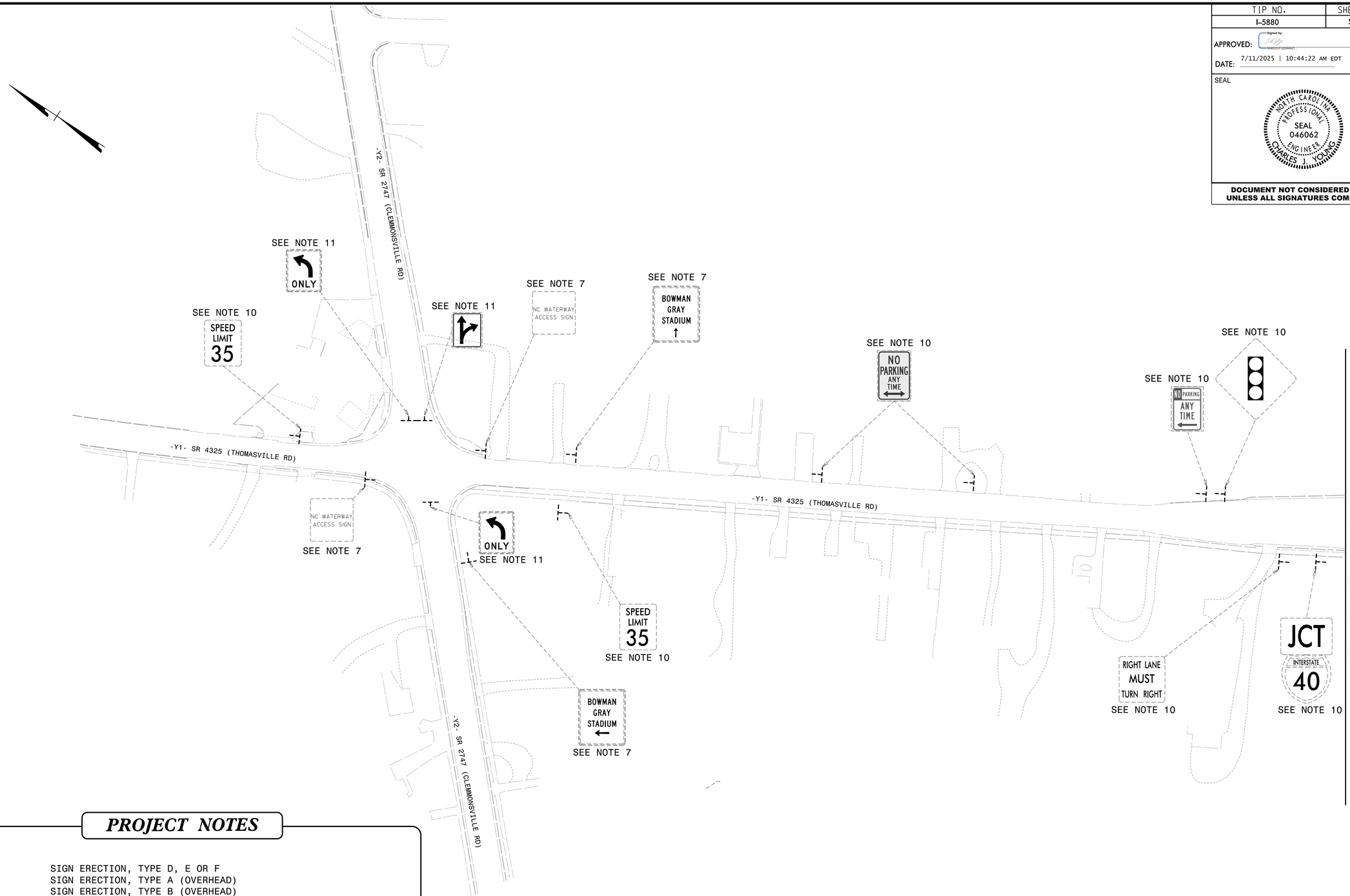

PROJECT NOTES

1	SIGN ERECTION, TYPE D, E OR F
2	SIGN ERECTION, TYPE A (OVERHEAD)
3	SIGN ERECTION, TYPE B (OVERHEAD)
4	SIGN ERECTION, TYPE A (GROUND MOUNTED)
5	SIGN ERECTION, TYPE B (GROUND MOUNTED)
6	SIGN ERECTION, MILEMARKERS
7	SIGN ERECTION, RELOCATE TYPE D (GROUND MOUNTED)
8	DISPOSAL OF SIGN SYSTEM, OVERHEAD
9	DISPOSAL OF SIGN SYSTEM, STEEL BEAM
10	DISPOSAL OF SIGN SYSTEM, U-CHANNEL
11	DISPOSAL OF SIGN, D, E OR F
12	DISPOSAL OF SIGN, A & B (OVERHEAD)
13	DISPOSAL OF LIGHTING SYSTEM

50 25 0 50 100

Johnson, Mirmiran, & Thompson Inc.
4700 Falls of Neuse Rd, Suite 100,
Raleigh, NC, 27606
License No: C-3097

EXISTING SIGNS

7/10/2025 10:14:49 AM
...\I5880_SIGN9.dgn
User:dfredde

Docusign Envelope ID: 48B0556E-0A89-4F2F-B18B-ADD4B9A12A90

TIP NO.	SHEET NO.
I-5880	SIGN-10

APPROVED: Signed by: 5AB0DCF32D44421...

DATE: 7/11/2025 | 10:44:22 AM EDT

SEAL

NORTH CAROLINA PROFESSIONAL SEAL 046062 ENGINEER CHARLES J YOUNG

DOCUMENT NOT CONSIDERED FINAL UNLESS ALL SIGNATURES COMPLETED

NOTE:
SEE SHEET SIGN-5 FOR EXISTING SIGNS OUTSIDE PROJECT LIMITS.

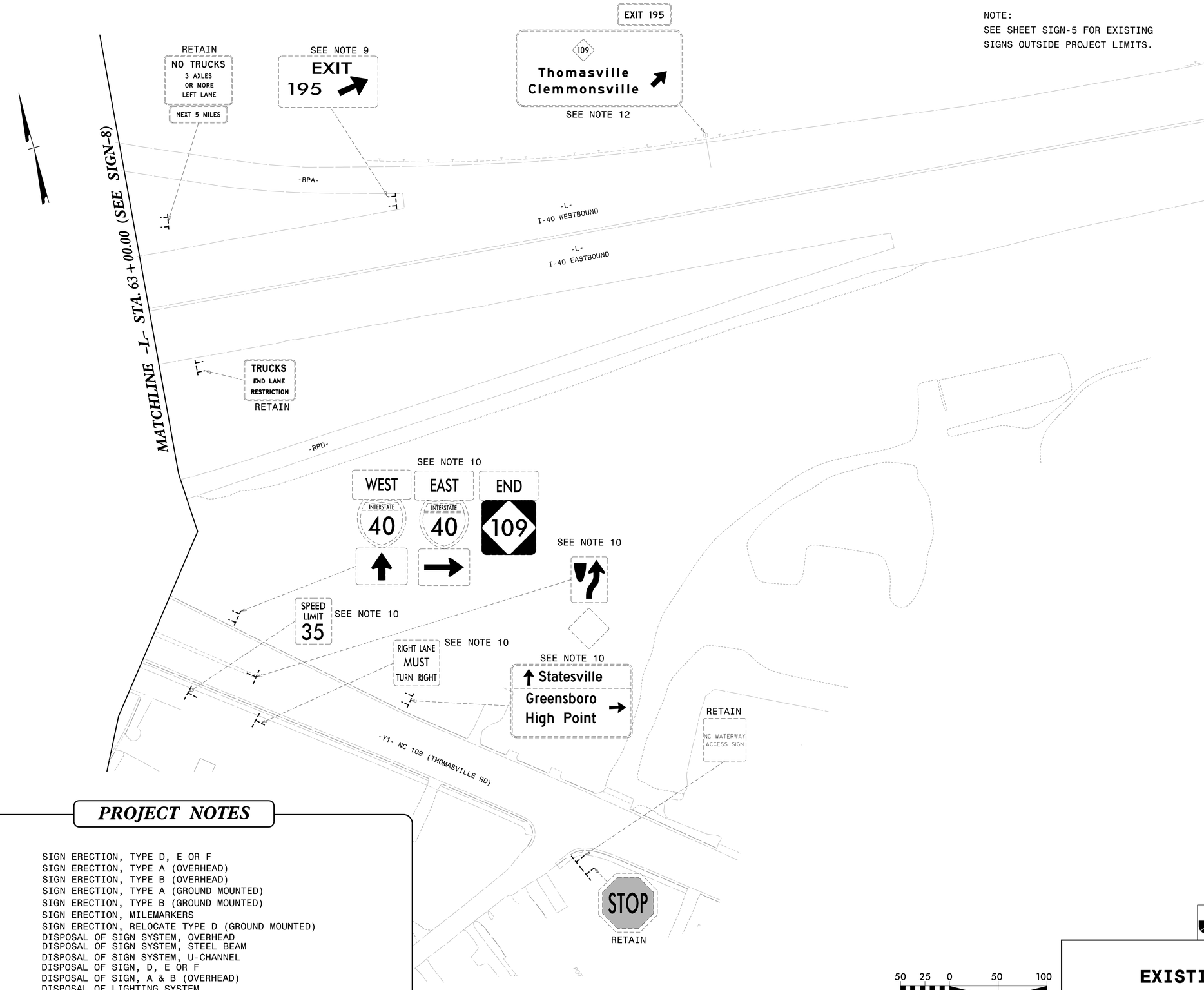

PROJECT NOTES

1	SIGN ERECTION, TYPE D, E OR F
2	SIGN ERECTION, TYPE A (OVERHEAD)
3	SIGN ERECTION, TYPE B (OVERHEAD)
4	SIGN ERECTION, TYPE A (GROUND MOUNTED)
5	SIGN ERECTION, TYPE B (GROUND MOUNTED)
6	SIGN ERECTION, MILEMARKERS
7	SIGN ERECTION, RELOCATE TYPE D (GROUND MOUNTED)
8	DISPOSAL OF SIGN SYSTEM, OVERHEAD
9	DISPOSAL OF SIGN SYSTEM, STEEL BEAM
10	DISPOSAL OF SIGN SYSTEM, U-CHANNEL
11	DISPOSAL OF SIGN, D, E OR F
12	DISPOSAL OF SIGN, A & B (OVERHEAD)
13	DISPOSAL OF LIGHTING SYSTEM

Johnson, Mirmiran, & Thompson Inc.
4700 Falls of Neuse Rd, Suite 100,
Raleigh, NC, 27603
License No: C-3097

EXISTING SIGNS

7/10/2025 10:04:31 AM
I-5880_SIGN_10.dgn
User:dfreede

Docusign Envelope ID: 48B0556E-0A89-4F2F-B18B-ADD4B9A12A90

TIP NO.	SHEET NO.
I-5880	SIGN-11

APPROVED: Signed by: 8AB0DCF32044421...

DATE: 7/11/2025 | 10:44:22 AM EDT

SEAL

NORTH CAROLINA PROFESSIONAL SEAL 046062 ENGINEER CHARLES J. YOUNG

DOCUMENT NOT CONSIDERED FINAL UNLESS ALL SIGNATURES COMPLETED

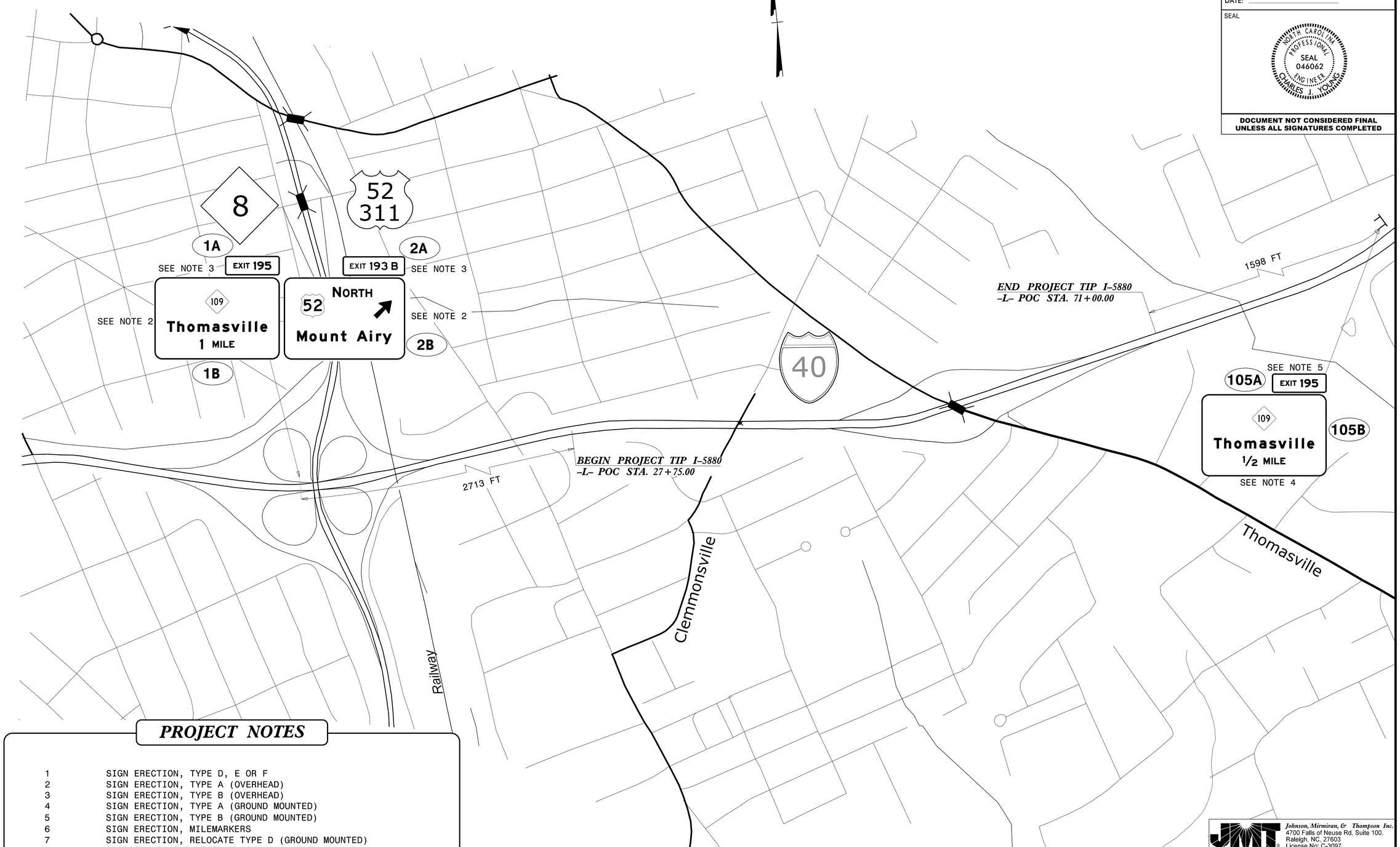

PROJECT NOTES

1	SIGN ERECTION, TYPE D, E OR F
2	SIGN ERECTION, TYPE A (OVERHEAD)
3	SIGN ERECTION, TYPE B (OVERHEAD)
4	SIGN ERECTION, TYPE A (GROUND MOUNTED)
5	SIGN ERECTION, TYPE B (GROUND MOUNTED)
6	SIGN ERECTION, MILEMARKERS
7	SIGN ERECTION, RELOCATE TYPE D (GROUND MOUNTED)
8	DISPOSAL OF SIGN SYSTEM, OVERHEAD
9	DISPOSAL OF SIGN SYSTEM, STEEL BEAM
10	DISPOSAL OF SIGN SYSTEM, U-CHANNEL
11	DISPOSAL OF SIGN, D, E OR F
12	DISPOSAL OF SIGN, A & B (OVERHEAD)
13	DISPOSAL OF LIGHTING SYSTEM

50 25 0 50 100

Johnson, Mirmiran, & Thompson Inc.
4700 Falls of Neuse Rd, Suite 100,
Raleigh, NC, 27603
License No: C-3097

PROPOSED SIGNS OUTSIDE PROJECT LIMITS

7/10/2025 10:05:12 AM
...\I5880_SIGN_11.dgn
User:dfreddle

Docusign Envelope ID: 48B0556E-0A89-4F2F-B18B-ADD4B9A12A90

TIP NO.	SHEET NO.
I-5880	SIGN-12

APPROVED: Signed by: 9A8D0CF3D044421...

DATE: 7/11/2025 | 10:44:22 AM EDT

SEAL

NORTH CAROLINA PROFESSIONAL SEAL 046062 ENGINEER CHARLES J. YOUNG

DOCUMENT NOT CONSIDERED FINAL UNLESS ALL SIGNATURES COMPLETED

NOTE:
SEE SHEET SIGN-11 FOR PROPOSED SIGNS OUTSIDE PROJECT LIMITS.

NOTE 7 SPECIFIES THE PROPOSED SIGN LOCATION.

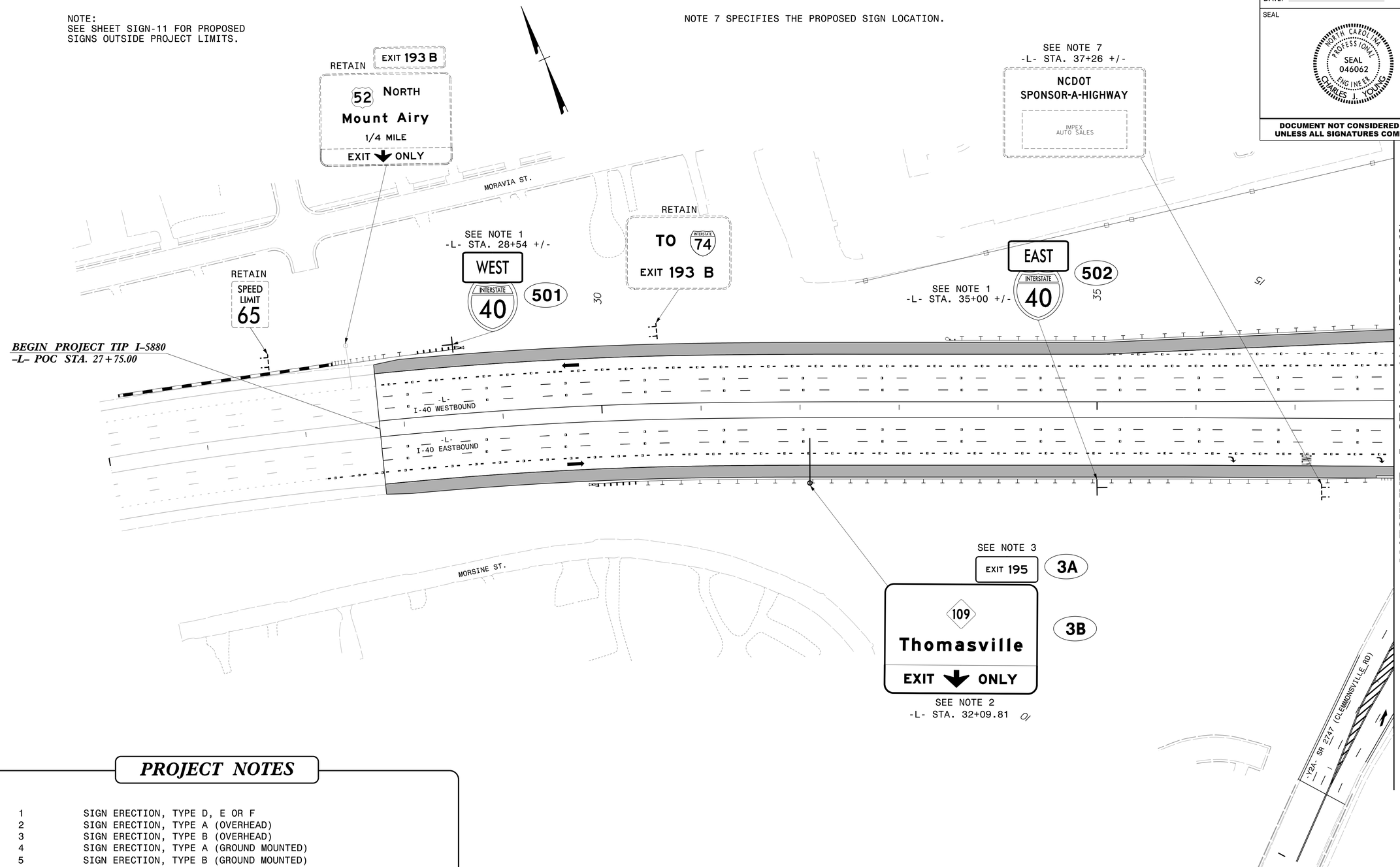

PROJECT NOTES

1	SIGN ERECTION, TYPE D, E OR F
2	SIGN ERECTION, TYPE A (OVERHEAD)
3	SIGN ERECTION, TYPE B (OVERHEAD)
4	SIGN ERECTION, TYPE A (GROUND MOUNTED)
5	SIGN ERECTION, TYPE B (GROUND MOUNTED)
6	SIGN ERECTION, MILEMARKERS
7	SIGN ERECTION, RELOCATE TYPE D (GROUND MOUNTED)
8	DISPOSAL OF SIGN SYSTEM, OVERHEAD
9	DISPOSAL OF SIGN SYSTEM, STEEL BEAM
10	DISPOSAL OF SIGN SYSTEM, U-CHANNEL
11	DISPOSAL OF SIGN, D, E OR F
12	DISPOSAL OF SIGN, A & B (OVERHEAD)
13	DISPOSAL OF LIGHTING SYSTEM

50 25 0 50 100

Johnson, Mirmiran, & Thompson Inc.
4700 Falls of Neuse Rd, Suite 100,
Raleigh, NC. 27603
License No: C-3097

PROPOSED SIGNS

7/10/2025 10:05:56 AM
...\I5880_SIGN12.dgn
User:dfreede

Docusign Envelope ID: 48B0556E-0A89-4F2F-B18B-ADD4B9A12A90

TIP NO.	SHEET NO.
I-5880	SIGN-13

APPROVED: Signed by: 9A8DDCF32044421...

DATE: 7/11/2025 | 10:44:22 AM EDT

SEAL

NORTH CAROLINA PROFESSIONAL SEAL 046062 ENGINEER CHARLES J. YOUNG

DOCUMENT NOT CONSIDERED FINAL UNLESS ALL SIGNATURES COMPLETED

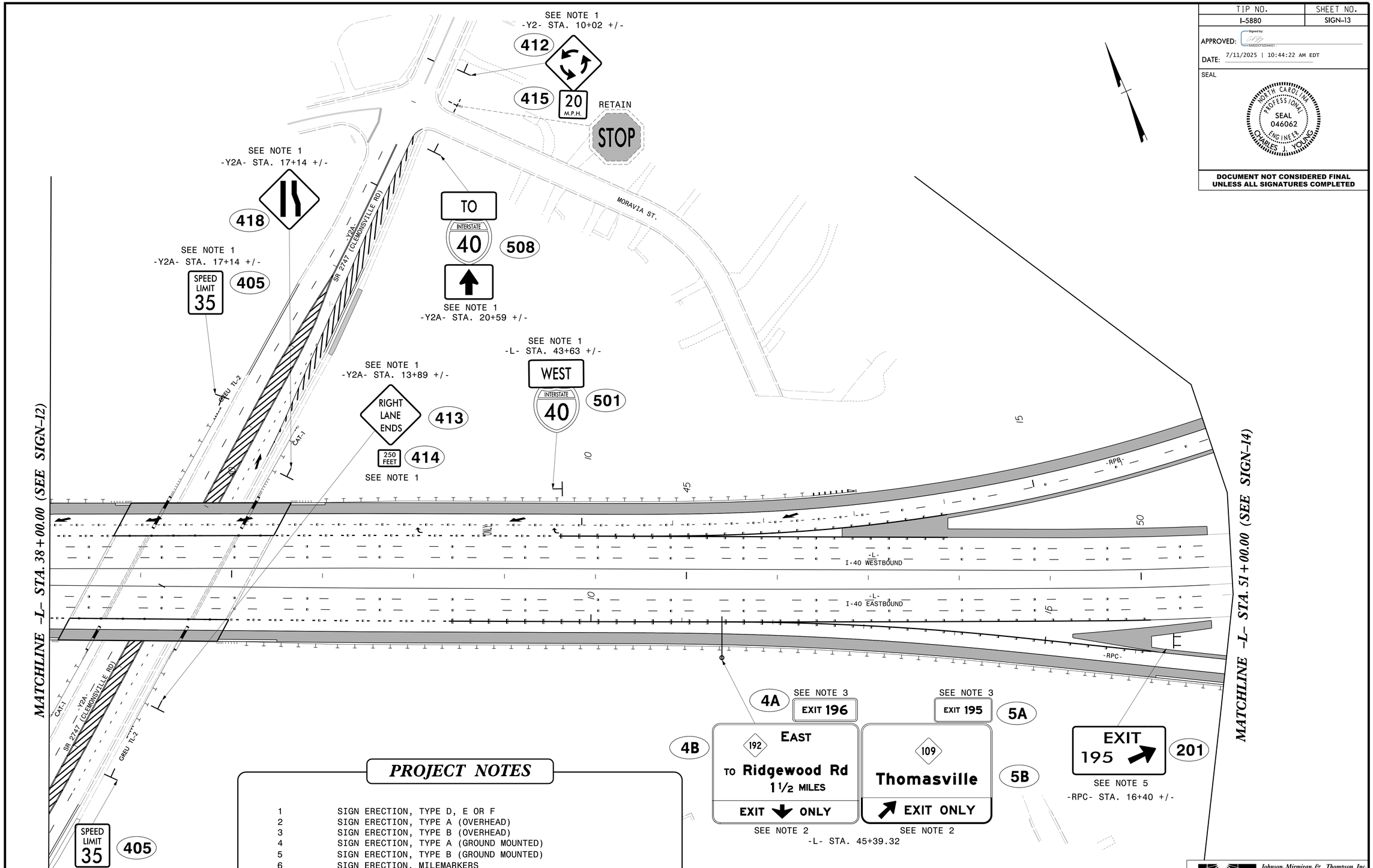

PROJECT NOTES

1	SIGN ERECTION, TYPE D, E OR F
2	SIGN ERECTION, TYPE A (OVERHEAD)
3	SIGN ERECTION, TYPE B (OVERHEAD)
4	SIGN ERECTION, TYPE A (GROUND MOUNTED)
5	SIGN ERECTION, TYPE B (GROUND MOUNTED)
6	SIGN ERECTION, MILEMARKERS
7	SIGN ERECTION, RELOCATE TYPE D (GROUND MOUNTED)
8	DISPOSAL OF SIGN SYSTEM, OVERHEAD
9	DISPOSAL OF SIGN SYSTEM, STEEL BEAM
10	DISPOSAL OF SIGN SYSTEM, U-CHANNEL
11	DISPOSAL OF SIGN, D, E OR F
12	DISPOSAL OF SIGN, A & B (OVERHEAD)
13	DISPOSAL OF LIGHTING SYSTEM

Johnson, Mirmiran, & Thompson Inc.
4700 Falls of Neuse Rd, Suite 100,
Raleigh, NC, 27603
License No: C-3097

PROPOSED SIGNS

7/10/2025 4:53:36 PM
**\I5880_SIGN13.dgn
User:dfreddo

Docusign Envelope ID: 48B0556E-0A89-4F2F-B18B-ADD4B9A12A90

TIP NO.	SHEET NO.
I-5880	SIGN-14

APPROVED: Signed by: BAB0DCF32D44421.
DATE: 7/11/2025 | 10:44:22 AM EDT
SEAL
NORTH CAROLINA PROFESSIONAL SEAL 046062 ENGINEER CHARLES J. YOUNG

DOCUMENT NOT CONSIDERED FINAL UNLESS ALL SIGNATURES COMPLETED

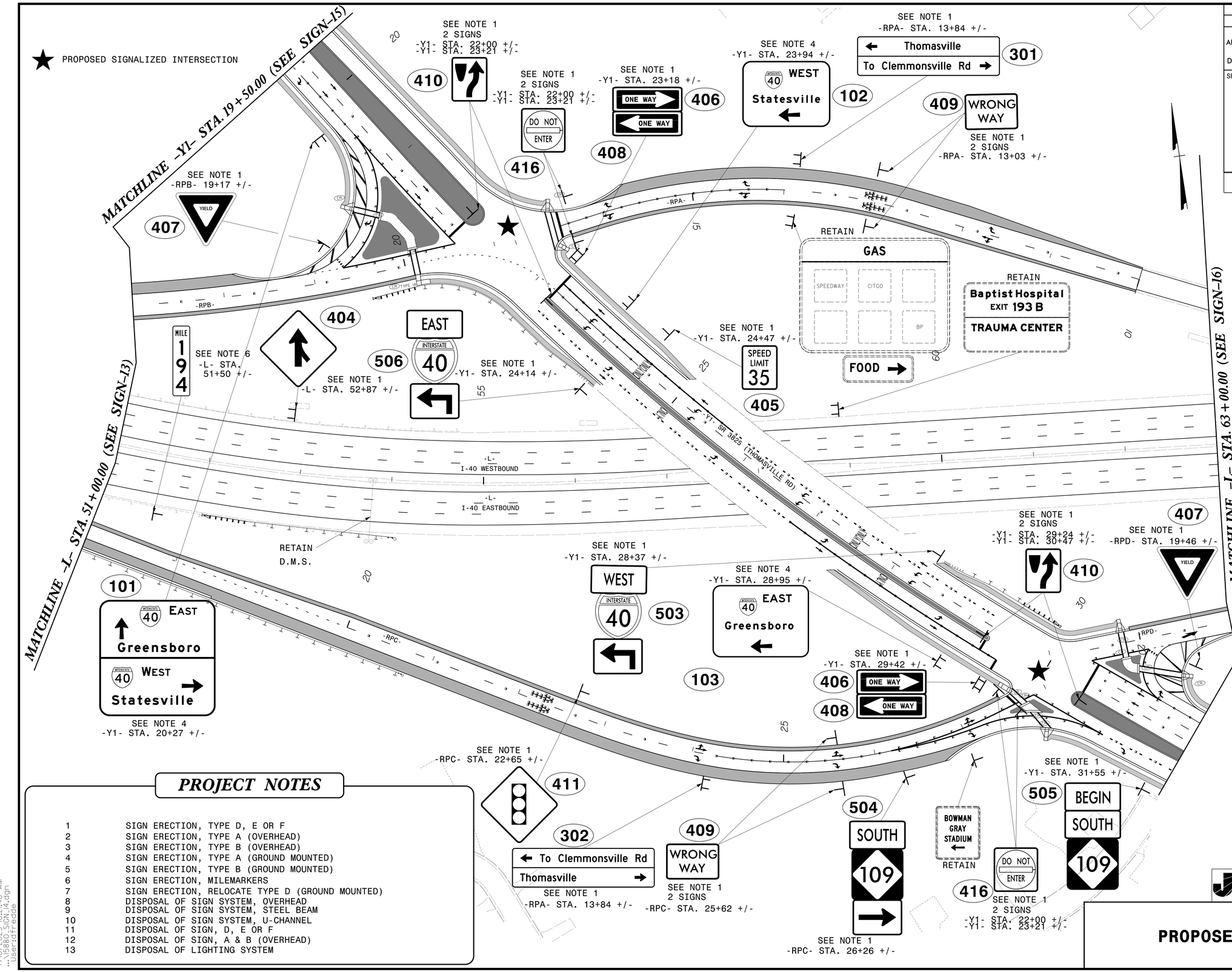

PROJECT NOTES

1	SIGN ERECTION, TYPE D, E OR F
2	SIGN ERECTION, TYPE A (OVERHEAD)
3	SIGN ERECTION, TYPE B (OVERHEAD)
4	SIGN ERECTION, TYPE A (GROUND MOUNTED)
5	SIGN ERECTION, TYPE B (GROUND MOUNTED)
6	SIGN ERECTION, MILEMARKERS
7	SIGN ERECTION, RELOCATE TYPE D (GROUND MOUNTED)
8	DISPOSAL OF SIGN SYSTEM, OVERHEAD
9	DISPOSAL OF SIGN SYSTEM, STEEL BEAM
10	DISPOSAL OF SIGN SYSTEM, U-CHANNEL
11	DISPOSAL OF SIGN, D, E OR F
12	DISPOSAL OF SIGN, A & B (OVERHEAD)
13	DISPOSAL OF LIGHTING SYSTEM

Johnson, Mirmiran, & Thompson Inc.
4700 Falls of Neuse Rd, Suite 100,
Raleigh, NC, 27603
License No: C-3097

PROPOSED SIGNS

7/10/2025 10:21:40 AM
**\I5880_SIGN14.dgn
User:dfreddo

Docusign Envelope ID: 48B0556E-0A89-4F2F-B18B-ADD4B9A12A90

NOTE 7 SPECIFIES THE PROPOSED SIGN LOCATION.

PLEASE REFER TO SHEET SIGN-1A FOR GUIDANCE ON SIGN PLACEMENTS. HOWEVER, ENSURE THAT THE SIGNS SPECIFIED BY THE ENGINEER IN PLAN SHEET SIGN-15 ARE USED.

TIP NO.	SHEET NO.
I-5880	SIGN-15

APPROVED: Signed by: EAB0DCF32D44421...

DATE: 7/11/2025 | 10:44:22 AM EDT

SEAL

NORTH CAROLINA PROFESSIONAL SEAL 046062 ENGINEER CHARLES J. YOUNG

DOCUMENT NOT CONSIDERED FINAL UNLESS ALL SIGNATURES COMPLETED

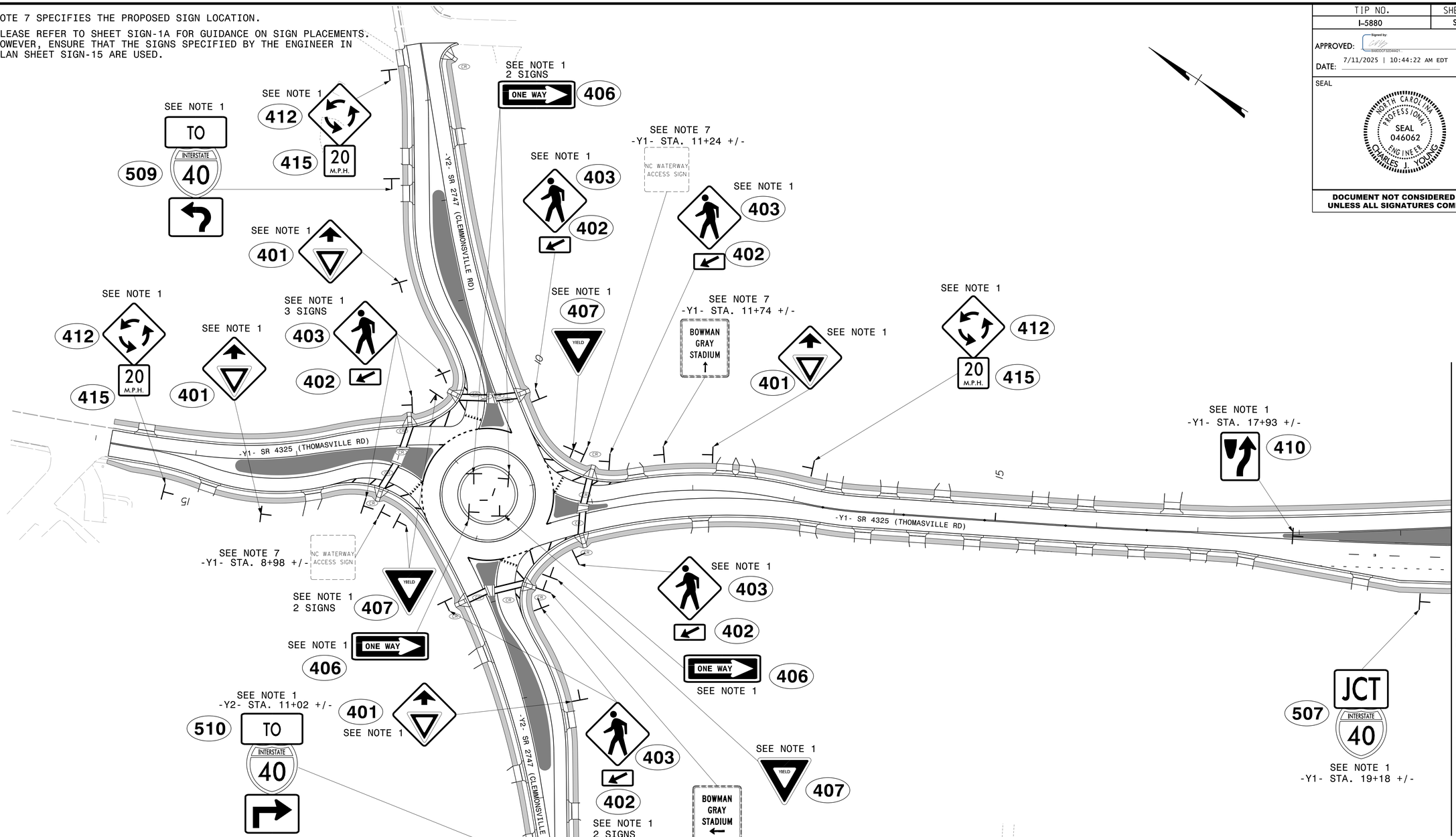

PROJECT NOTES

1	SIGN ERECTION, TYPE D, E OR F
2	SIGN ERECTION, TYPE A (OVERHEAD)
3	SIGN ERECTION, TYPE B (OVERHEAD)
4	SIGN ERECTION, TYPE A (GROUND MOUNTED)
5	SIGN ERECTION, TYPE B (GROUND MOUNTED)
6	SIGN ERECTION, MILEMARKERS
7	SIGN ERECTION, RELOCATE TYPE D (GROUND MOUNTED)
8	DISPOSAL OF SIGN SYSTEM, OVERHEAD
9	DISPOSAL OF SIGN SYSTEM, STEEL BEAM
10	DISPOSAL OF SIGN SYSTEM, U-CHANNEL
11	DISPOSAL OF SIGN, D, E OR F
12	DISPOSAL OF SIGN, A & B (OVERHEAD)
13	DISPOSAL OF LIGHTING SYSTEM

50 25 0 50 100

Johnson, Mirmiran, & Thompson Inc.
4700 Falls of Neuse Rd, Suite 100,
Raleigh, NC, 27603
License No: C-3097

PROPOSED SIGNS

7/10/2025 10:47 AM
...\I5880_SIGN15.dgn
User:dfredde

Docusign Envelope ID: 48B0556E-0A89-4F2F-B18B-ADD4B9A12A90

TIP NO.	SHEET NO.
I-5880	SIGN-16

APPROVED: Signed by: 8A0DDCF32D44421...

DATE: 7/11/2025 | 10:44:22 AM EDT

SEAL

NORTH CAROLINA PROFESSIONAL SEAL 046062 ENGINEER CHARLES I. YOUNG

DOCUMENT NOT CONSIDERED FINAL UNLESS ALL SIGNATURES COMPLETED

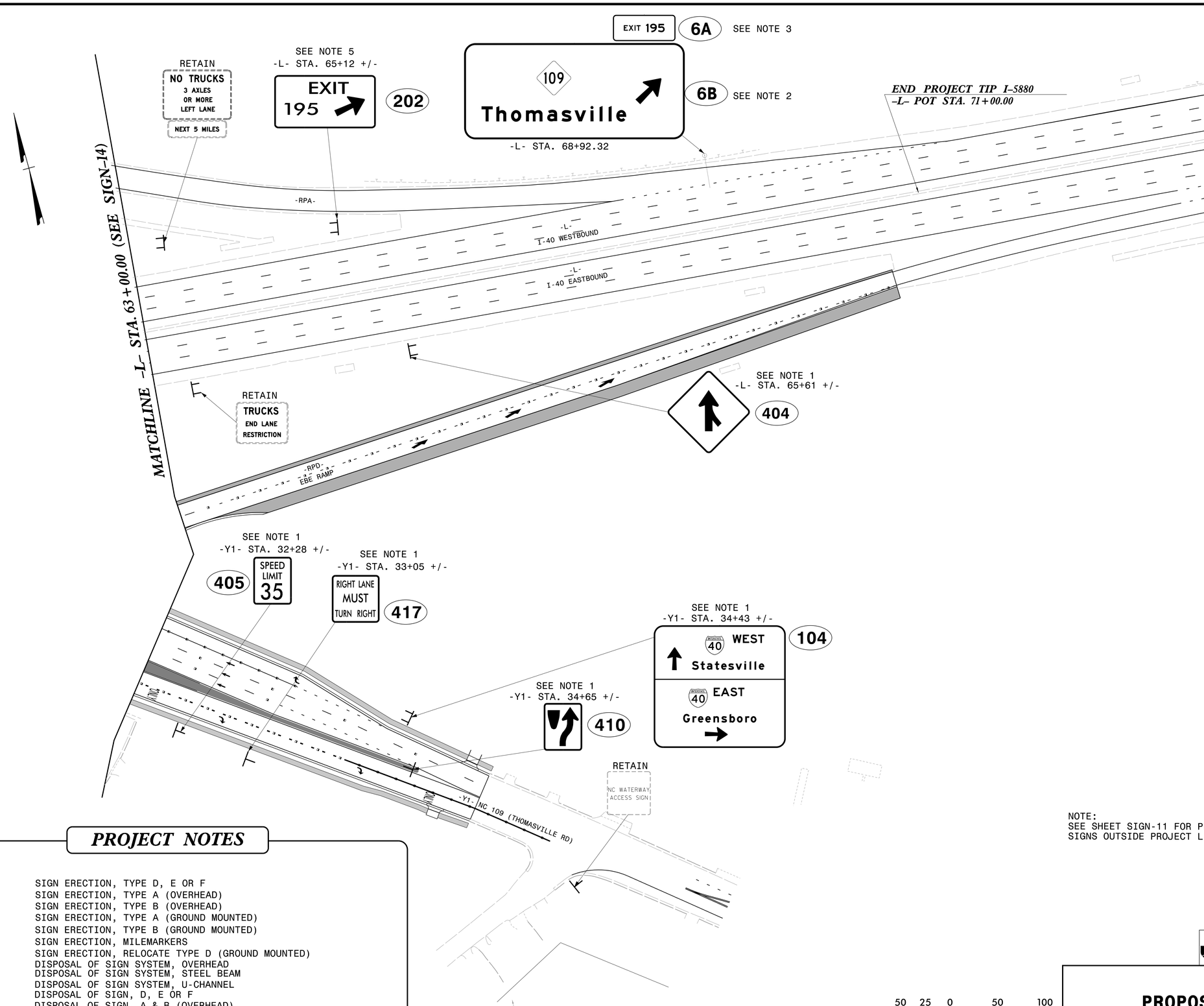

PROJECT NOTES

1	SIGN ERECTION, TYPE D, E OR F
2	SIGN ERECTION, TYPE A (OVERHEAD)
3	SIGN ERECTION, TYPE B (OVERHEAD)
4	SIGN ERECTION, TYPE A (GROUND MOUNTED)
5	SIGN ERECTION, TYPE B (GROUND MOUNTED)
6	SIGN ERECTION, MILEMARKERS
7	SIGN ERECTION, RELOCATE TYPE D (GROUND MOUNTED)
8	DISPOSAL OF SIGN SYSTEM, OVERHEAD
9	DISPOSAL OF SIGN SYSTEM, STEEL BEAM
10	DISPOSAL OF SIGN SYSTEM, U-CHANNEL
11	DISPOSAL OF SIGN, D, E OR F
12	DISPOSAL OF SIGN, A & B (OVERHEAD)
13	DISPOSAL OF LIGHTING SYSTEM

NOTE:
SEE SHEET SIGN-11 FOR PROPOSED SIGNS OUTSIDE PROJECT LIMITS.

50 25 0 50 100

Johnson, Mirmiran, & Thompson Inc.
4700 Falls of Neuse Rd, Suite 100,
Raleigh, NC, 27603
License No: C-3097

PROPOSED SIGNS

7/10/2025 3:50:05 PM
I-5880_SIGN_16.dgn
User:rfreede