Docusign Envelope ID: EAF30178-04A7-49E9-A55E-0E62C6C9068E

DETAIL 4(1)
STANDARD 'V' DITCH
(Not to Scale)

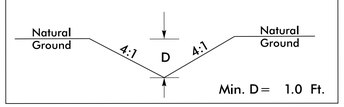

FROM –L– STA. 31+02.78 TO STA. 36+42.02 RT

DETAIL 5(1)
STANDARD 'V' DITCH
(Not to Scale)

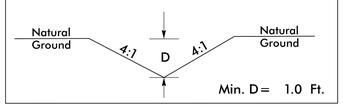

FROM –L– STA. 43+77.13 TO STA. 47+83.99 LT

DETAIL 5(2)
STANDARD BASE DITCH
(Not to Scale)

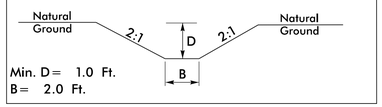

FROM –L– STA. 38+42.18 TO STA. 43+95.20 RT
FROM –L– STA. 43+05.59 TO STA. 48+00.00 RT

DETAIL 5(3)
SPECIAL 'V' DITCH
(Not to Scale)

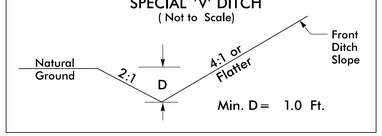

FROM –RPB– STA. 15+50 TO STA. 17+50 LT

DETAIL 6(1)
LATERAL BASE DITCH
(Not to Scale)

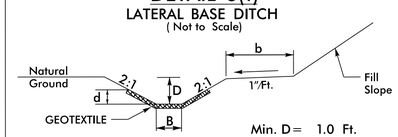

Min. D = 1.0 Ft.
Max. d = 0.5 Ft.
B = 1.0 Ft.
b = Varies Ft.

Type of Liner = 58 TONS
CL B Rip–Rap; 182 SYGF

FROM –RPC– STA. 18+10 TO STA. 20+00 RT

DETAIL 6(2)
CONCRETE DITCH IN FRONT
OF NOISE WALL
(Not to Scale)

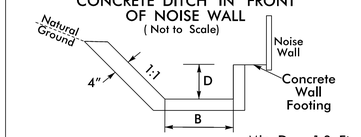

Min. D = 1.0 Ft.
B = 2.0 Ft.

Type of Liner = 10 CY Concrete

FROM –RPC– STA. 17+00 TO STA. 18+10 RT

REVISIONS

8/17/99

2/7/2025 9:50:32 AM
...\I5880_drainage_details.dgn
User:JBrammer