

STATE OF
NORTH CAROLINA
DEPT. OF TRANSPORTATION
DIVISION OF HIGHWAYS
RALEIGH, N.C.

ROADWAY DETAIL DRAWING FOR
METHOD OF PIPE INSTALLATION
RIGID PIPE

SHEET 2 OF 2
300.01

TOP OF FILL

GROUND LINE

H

I.D. /6 MIN.
NOT LESS THAN 6"

O.D. + 3'

NORMAL EARTH FOUNDATION

TOP OF FILL

GROUND LINE

H

I.D. /6 MIN.
NOT LESS THAN 6"

ROCK

O.D. + 3'

**ROCK FOUNDATION
PIPE IN TRENCH**

TOP OF FILL

GROUND LINE

H

TYPE 4a
GEOTEXTILE

I.D. /6 MIN.
NOT LESS
THAN 6"

1/2" PER FOOT OF 'H'
BUT NOT LESS THAN 12"
NOR MORE THAN 24"
AS DIRECTED BY ENGR.

O.D. + 3'

UNSUITABLE MATERIAL FOUNDATION

TOP OF FILL

GROUND LINE

H

MIN. O.D.

MIN. O.D.

I.D. /6 MIN.
NOT LESS THAN 6"

O.D. + 2'

NORMAL EARTH FOUNDATION

TOP OF FILL

GROUND LINE

H

MIN. O.D.

MIN. O.D.

I.D. /6 MIN.
NOT LESS THAN 6"

O.D. + 2'

**ROCK FOUNDATION
PIPE ABOVE GROUND**

TOP OF FILL

GROUND LINE

H

MIN. O.D.

MIN. O.D.

TYPE 4a
GEOTEXTILE

COMPACT AFTER
PIPE IS PLACED
& PRIOR TO
PLACEMENT OF
FILL

I.D. /6 MIN.
NOT LESS THAN 6"

1/2" PER FOOT OF 'H'
BUT NOT LESS THAN 12"
NOR MORE THAN 24"
AS DIRECTED BY ENGINEER

MIN. O.D.

MIN. O.D.


UNSUITABLE MATERIAL FOUNDATION


GENERAL NOTES:

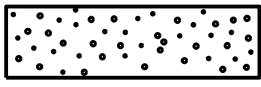
I.D. = THE MAXIMUM HORIZONTAL INSIDE DIAMETER DIMENSION.

O.D. = THE MAXIMUM HORIZONTAL OUTSIDE DIAMETER DIMENSION.

H = THE FILL HEIGHT MEASURED VERTICALLY AT ANY POINT
ALONG THE PIPE FROM THE TOP OF THE PIPE TO THE TOP
OF THE EMBANKMENT AT THAT POINT.

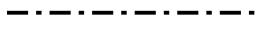
 APPROVED SUITABLE LOCAL MATERIAL.


 TAKE CARE TO FULLY COMPACT HAUNCH ZONE OF PIPE BACKFILL.

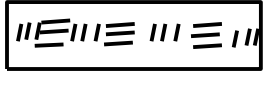
 LOOSELY PLACED SELECT MATERIAL CLASS III OR CLASS II, TYPE 1
FOR PIPE BEDDING. LEAVE SECTION DIRECTLY BENEATH PIPE
UNCOMPACTED AS PIPE SEATING AND BACKFILL WILL
ACCOMPLISH COMPACTION.


DO NOT OPERATE HEAVY EQUIPMENT OVER ANY PIPE CULVERT UNTIL THE PIPE CULVERT HAS
BEEN PROPERLY BACKFILLED AND COVERED WITH AT LEAST 3 FEET OF APPROVED MATERIAL.

REFER TO NCDOT PIPE MATERIAL SELECTION GUIDE AND STANDARD SPECIFICATIONS
FOR ALLOWABLE PIPE FILL HEIGHTS AND PIPE SPECIFICATIONS.

 SPRINGLINE OF PIPE

 SELECT BACKFILL MATERIAL CLASS III OR CLASS II,
BELOW SPRINGLINE.

 UNDISTURBED EARTH MATERIAL

 SELECT MATERIAL CLASS V OR VI FOR FOUNDATION CONDITIONING. ENCAPSULATE
WITH TYPE IV GEOTEXTILE AS DIRECTED BY THE ENGINEER.



DOCUMENT NOT CONSIDERED FINAL
UNLESS ALL SIGNATURES COMPLETED

CONTRACTS STANDARDS
AND DEVELOPMENT UNIT

Office 919-707-6950 FAX 919-250-4119

SEE TITLE BLOCK

ORIGINAL BY:	S.CALHOUN	DATE:	7-25-2024
MODIFIED BY:		DATE:	
CHECKED BY:		DATE:	
FILE SPEC.:			