

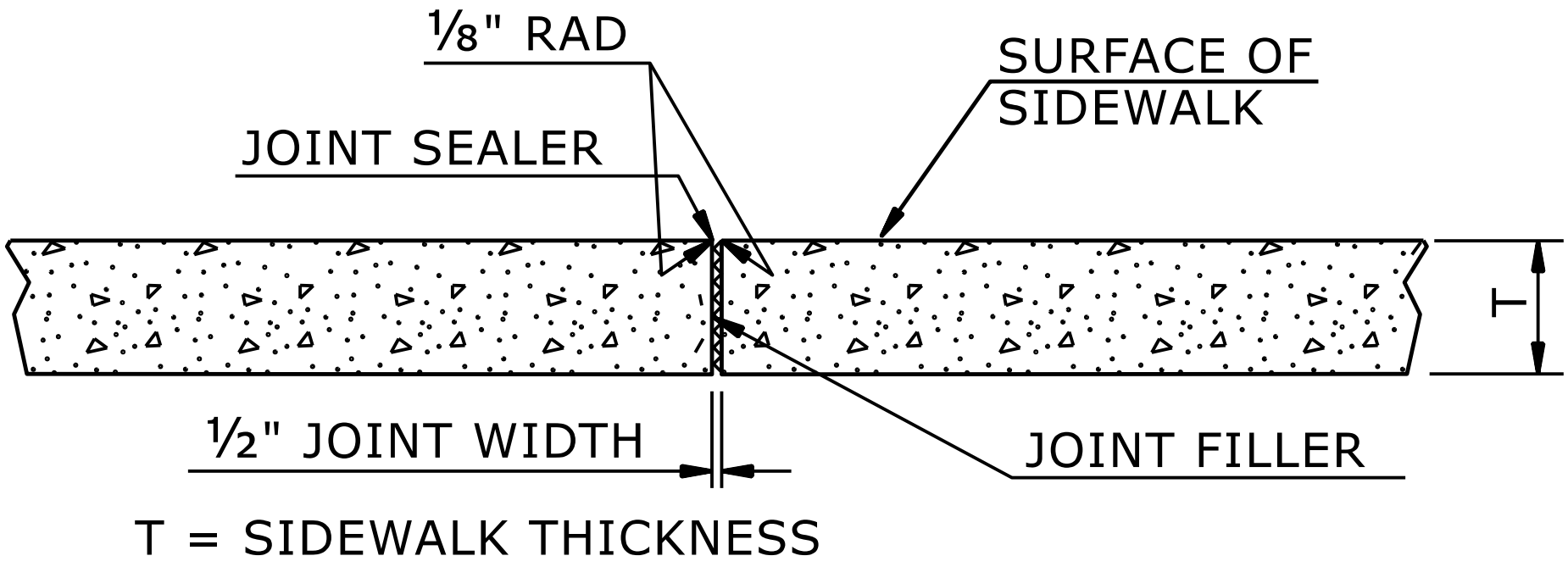
PROJECT REFERENCE NO.	SHEET NO.
U-6005	2C-3

NOTES:

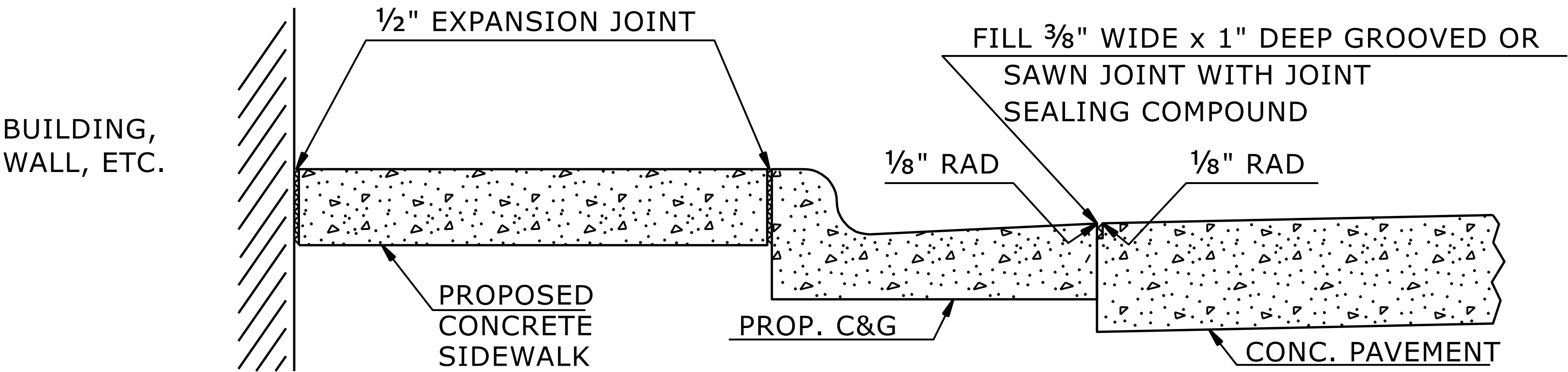
CONSTRUCT STANDARD SIDEWALK 5' WIDE AND 4" THICK UNLESS OTHERWISE DENOTED ON PLANS.

PLACE A GROOVE JOINT 1" DEEP WITH 1/8" RADII IN THE CONCRETE SIDEWALK AT 5' INTERVALS. ONE 1/2" EXPANSION JOINT WILL BE REQUIRED AT 50' INTERVALS. A 1/2" EXPANSION JOINT WILL BE REQUIRED WHERE THE SIDEWALK JOINS ANY RIGID STRUCTURE.

SEE STD. DWG. 848.06 FOR CURB RAMP LOCATION REQUIREMENTS AND CONSTRUCTION GUIDELINES.




TRANSVERSE EXPANSION JOINT
IN SIDEWALK



DETAILS SHOWING JOINTS IN CONCRETE SIDEWALK

STATE OF
NORTH CAROLINA
DEPT. OF TRANSPORTATION
DIVISION OF HIGHWAYS
RALEIGH, N.C.

ROADWAY DETAIL DRAWING FOR
CONCRETE SIDEWALK



4/23/2025

SHEET 1 OF 1

848D01

DOCUMENT NOT CONSIDERED FINAL
UNLESS ALL SIGNATURES COMPLETED

**CONTRACTS STANDARDS
AND DEVELOPMENT UNIT**

Office 919-707-6950

FAX 919-250-4119

SEE TITLE BLOCK

ORIGINAL BY: S.CALHOUN	DATE: 7-25-2024
MODIFIED BY: _____	DATE: _____
CHECKED BY: _____	DATE: _____
FILE SPEC.: _____	