Docusign Envelope ID: 6FBC4872-412A-4243-AD56-1D5E1256CCF3

5/28/99

BM#2 ELEVATION = 25.08
N 77747 E 2176718
-Y- STATION 24+11.60, 427.46' LEFT
BENCH TIE IN 20 INCH PINE

PLANS PREPARED BY :
PARSONS
RALEIGH, NORTH CAROLINA, (919) 854-1345
NC LICENSE NO. F-0246
FOR NORTH CAROLINA DEPT. OF TRANSPORTATION
SUNGATE DESIGN GROUP, P.A.
905 JONES FRANKLIN ROAD
RALEIGH, NORTH CAROLINA 27606
TEL (919) 859-2243 FAX (919) 859-6258
ENG FIRM LICENSE NO. C-890

PROJECT REFERENCE NO.	SHEET NO.
R-5857	12

ROADWAY DESIGN ENGINEER — NORTH CAROLINA PROFESSIONAL SEAL 042697 ENGINEER JOSHUA G. DALTON — Digitally signed by — 3/5/2025

HYDRAULICS ENGINEER — NORTH CAROLINA PROFESSIONAL SEAL 042697 ENGINEER JOSHUA G. DALTON — Digitally signed by — 3/5/2025

DOCUMENT NOT CONSIDERED FINAL UNLESS ALL SIGNATURES COMPLETED

-Y-

PIPE HYDRAULIC DATA
72" WSP Sta. 15+81 -Y1-

DRAINAGE AREA	= 118	AC
DESIGN FREQUENCY	= 25	YRS
DESIGN DISCHARGE	= 190	CFS
DESIGN HW ELEVATION	= 15.2	FT
100 YEAR DISCHARGE	= 240	CFS
100 YEAR HW ELEVATION	= 16.5	FT
OVERTOPPING FREQUENCY	= <10	YRS
OVERTOPPING DISCHARGE	= <150	CFS
OVERTOPPING ELEVATION	= 13.0	FT

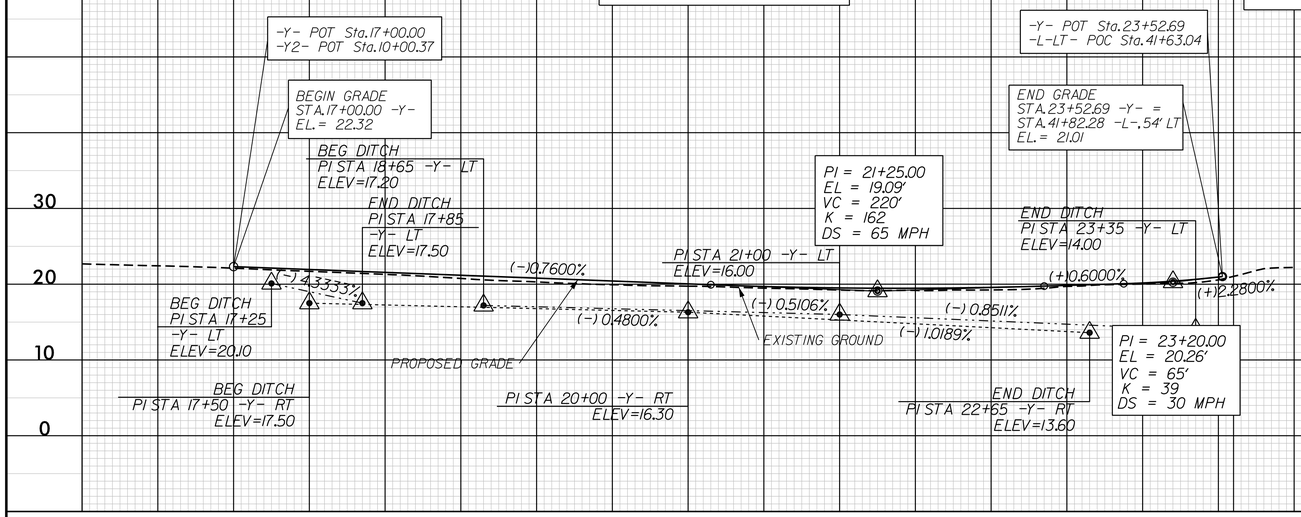

-Y1-

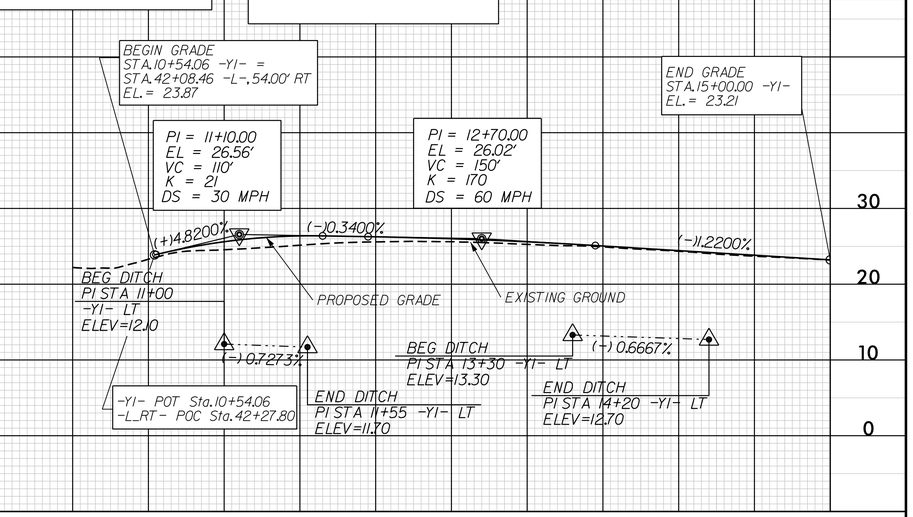

-Y2-

PIPE HYDRAULIC DATA
18" RCP-IV Sta. 10+40 -Y2-

DRAINAGE AREA	= 1.7	AC
DESIGN FREQUENCY	= 25	YRS
DESIGN DISCHARGE	= 7	CFS
DESIGN HW ELEVATION	= 19.1	FT
100 YEAR DISCHARGE	= 8	CFS
100 YEAR HW ELEVATION	= 19.3	FT
OVERTOPPING FREQUENCY	= >500	YRS
OVERTOPPING DISCHARGE	= >9	CFS
OVERTOPPING ELEVATION	= 19.8	FT

PIPE HYDRAULIC DATA
2@48" RCP Sta. 13+56 -Y2-

DRAINAGE AREA	= 62	AC
DESIGN FREQUENCY	= 25	YRS
DESIGN DISCHARGE	= 110	CFS
DESIGN HW ELEVATION	= 20.6	FT
100 YEAR DISCHARGE	= 150	CFS
100 YEAR HW ELEVATION	= 21.2	FT
OVERTOPPING FREQUENCY	= <10	YRS
OVERTOPPING DISCHARGE	= <90	CFS
OVERTOPPING ELEVATION	= 19.3	FT

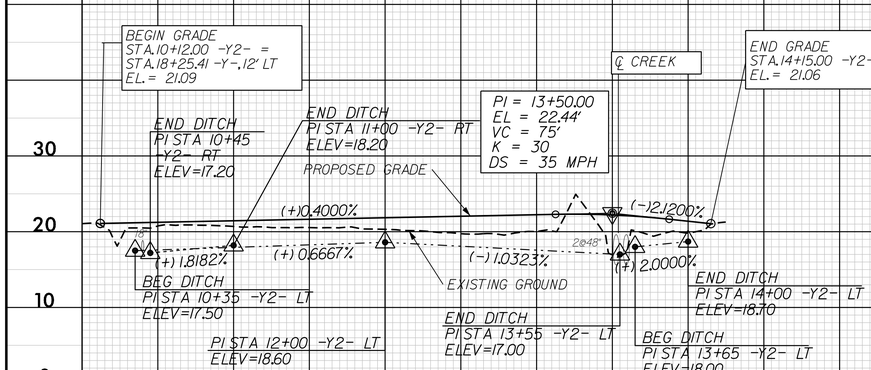

-L_RTL-

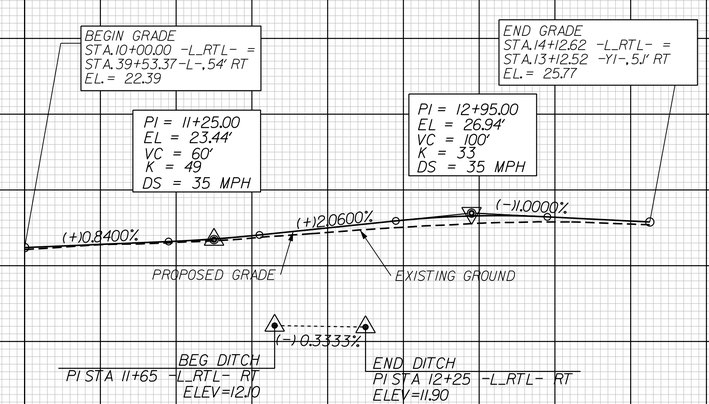

NOTE:
SEE SHEET 4 FOR -Y-, -Y2-, & -L_RTL PLAN
SEE SHEETS 4 & 4A FOR -Y1- PLAN

04-APR-2025 08:50
R:\Roadway\Proj\R-5857_Rdy_PFL_12.dgn
$$$$USERNAME$$$$