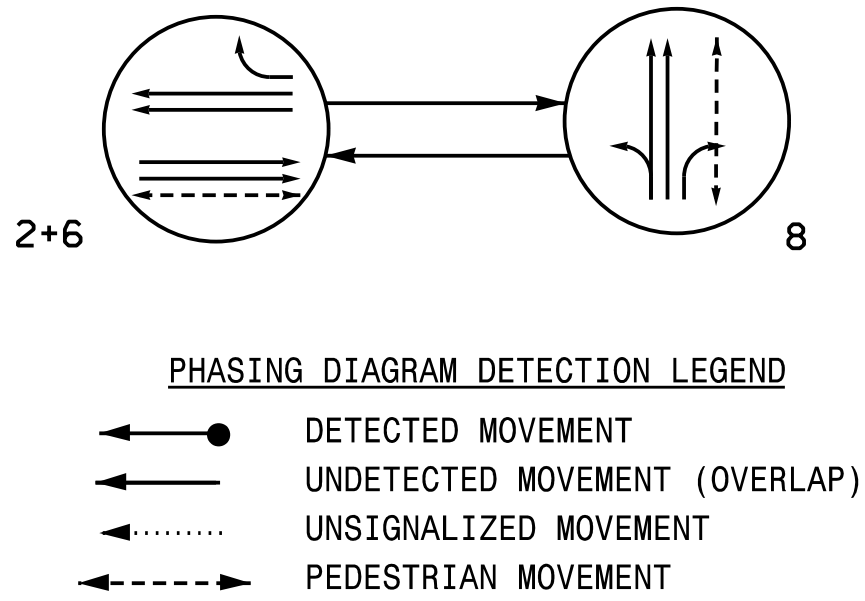
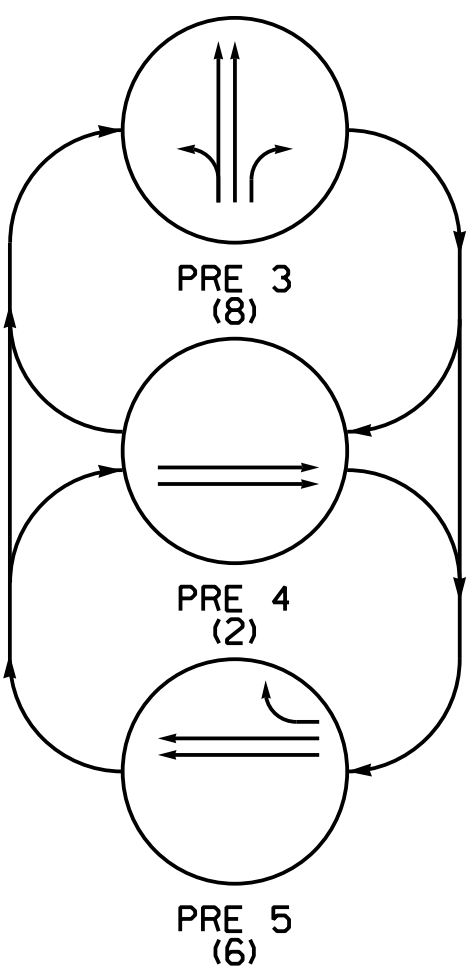


PHASING DIAGRAM



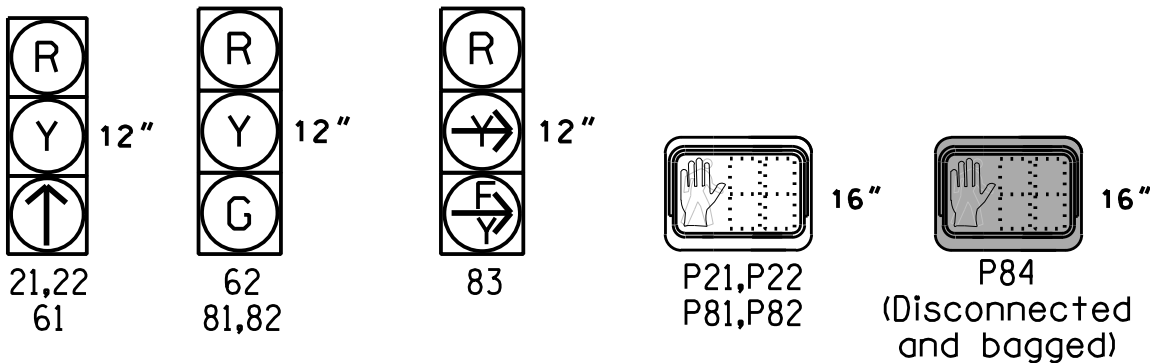
EV PREEMPT PHASES  
(Medium Priority)



SIGNAL FACE	PHASE						
	2+6	8	PRE 3	PRE 4	PRE 5	FLASH	
21,22	↑	R	R	↑	R	R	
61	↑	R	R	R	↑	R	
62	G	R	R	R	G	R	
81,82	R	G	G	R	R	R	
83	R	Y	Y	R	R	R	
P21,P22	W	DW	DW	DW	DW	DRK	
P81,P82	DW	W	DW	DW	DW	DRK	

SIGNAL FACE I.D.

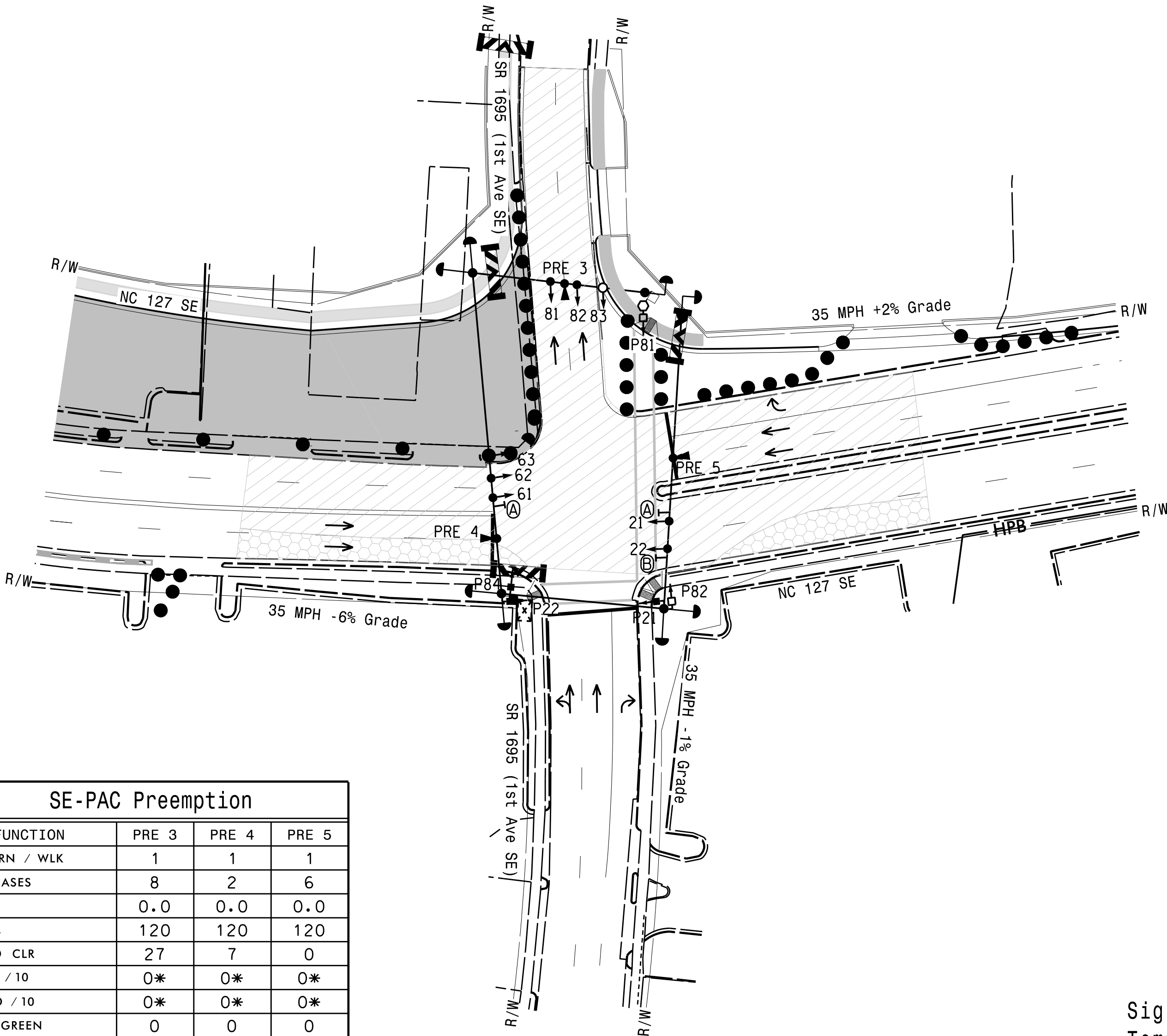
All Heads L.E.D.



2 Phase with EVP  
Pre-Timed  
Hickory City Signal System

NOTES

- Refer to "Roadway Standard Drawings NCDOT" dated January 2024 and "Standard Specifications for Roads and Structures" dated January 2024.
- Do not program signal for late night flashing operation unless otherwise directed by the Engineer.
- Disconnect and bag existing signal head numbered P84.
- Program pedestrian heads to countdown the flashing "Don't Walk" time only.
- This intersection features an optical preemption system. Shown locations of optical detectors are conceptual only.
- Maximum times shown in timing chart are for free-run operation only. Coordinated signal system timing values supersede these values.
- Program phase 4 as a dummy phase for Ring 1.
- Hickory Signal System Data: Controller Asset #0316.



SE-PAC 2070 TIMING CHART

FEATURE	PHASE			
	2	4	6	8
Min Green *	10	7	10	7
Passage Gap *	-	-	-	-
Maximum Green *	40	40	40	40
Yellow Change	4.3	3.9	4.3	3.9
Red Clear	1.3	1.7	1.3	1.7
Walk *	13	-	-	14
Pedestrian Clear	9	-	-	29
Advance Walk *	6	-	-	7
Added Initial *	-	-	-	-
Maximum Initial *	-	-	-	-
Time Before Reduction *	-	-	-	-
Time To Reduce *	-	-	-	-
Minimum Gap	-	-	-	-
Recall Mode	MAX/PED RECALL	MAX RECALL	MAX RECALL	MAX/PED RECALL
Vehicle Call Memory	NON-LOCK	NON-LOCK	NON-LOCK	NON-LOCK
Dual Entry	-	-	-	-
Simultaneous Gap	ON	ON	ON	ON

\* These values may be field adjusted. Do not adjust Min Green and Extension times for phases 2 and 6 lower than what is shown. Min Green for all other phases should not be lower than 4 seconds.

SE-PAC Preemption

FUNCTION	PRE 3	PRE 4	PRE 5
MIN GRN / WLK	1	1	1
EXIT PHASES	8	2	6
DELAY	0.0	0.0	0.0
MXCALL	120	120	120
SEL PED CLR	27	7	0
SEL YEL / 10	0*	0*	0*
SEL RED / 10	0*	0*	0*
TRACK GREEN	0	0	0
TRK PED CLR	0	0	0
TRK YEL / 10	0	0	0
TRK RED / 10	0	0	0
DWELL GRN	7	10	10
RET PED CLR	0	0	0
RET YEL / 10	0*	0*	0*
RET RED / 10	0*	0*	0*
PREEMPT EXTEND**	2.0	2.0	2.0

\* Time defaults to time used for phase during normal operation.  
\*\* Program Timing on Optical Detection Unit.

LEGEND

PROPOSED	EXISTING

Signal Upgrade -  
Temporary Design 2  
(Construction Phase 1, Step 4)

DOCUMENT NOT CONSIDERED FINAL  
UNLESS ALL SIGNATURES COMPLETED

 Prepared for: HNTB NORTH CAROLINA, P.C. 4000 Center at North Hills St Suite 500 Raleigh, North Carolina 27609 NC License No: C-1554 (919) 546-8997	<p>NC 127 SE at SR 1692 (1st Ave SE)</p> <p>Division 12 Catawba County Hickory</p> <p>PLAN DATE: October 2023 REVIEWED BY: N.K. Vianich</p> <p>PREPARED BY: E.E. Tiller REVIEWED BY: N.R. Simmons</p> <p>REVISIONS</p> <table><tr><th>INIT.</th><th>DATE</th></tr><tr><td></td><td></td></tr></table>	INIT.	DATE			<p>SEAL</p> <p></p> <p>DocuSigned by: N. R. Simmons 9/6/2024</p> <p>SIG. INVENTORY NO. 12-095472</p>
	INIT.	DATE				
<p>0 40 1"=40'</p>						