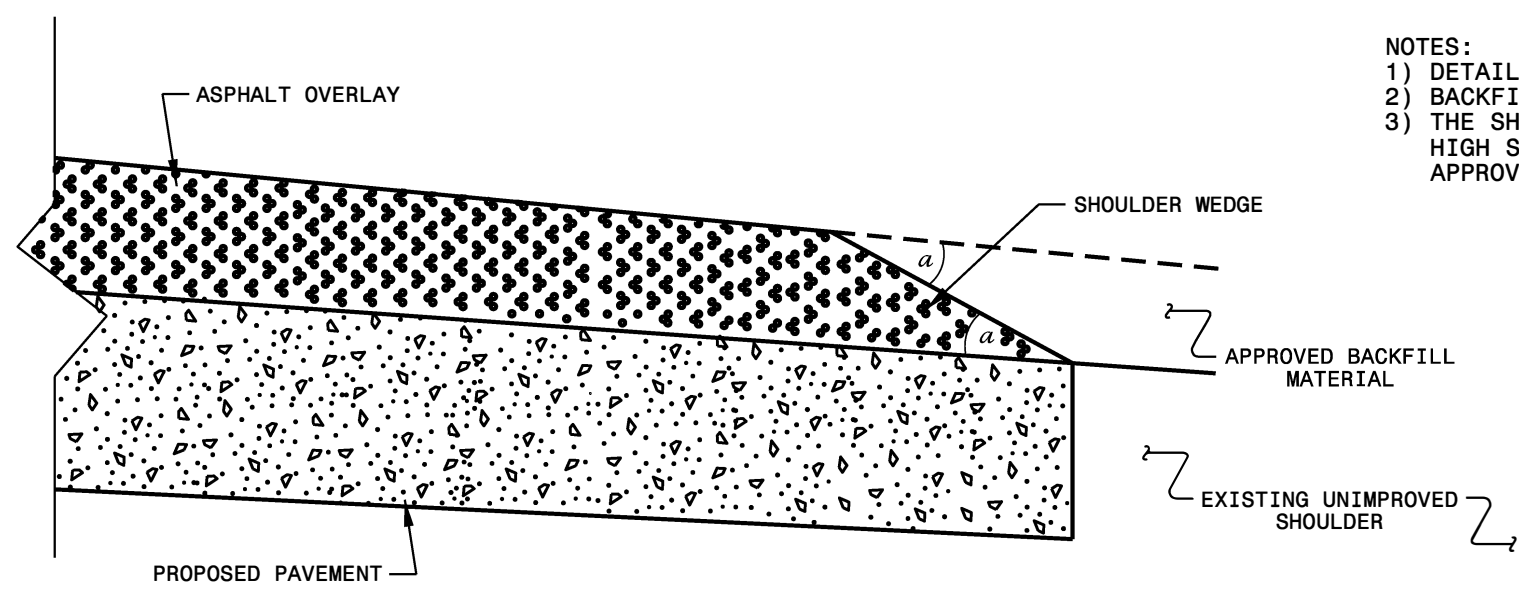
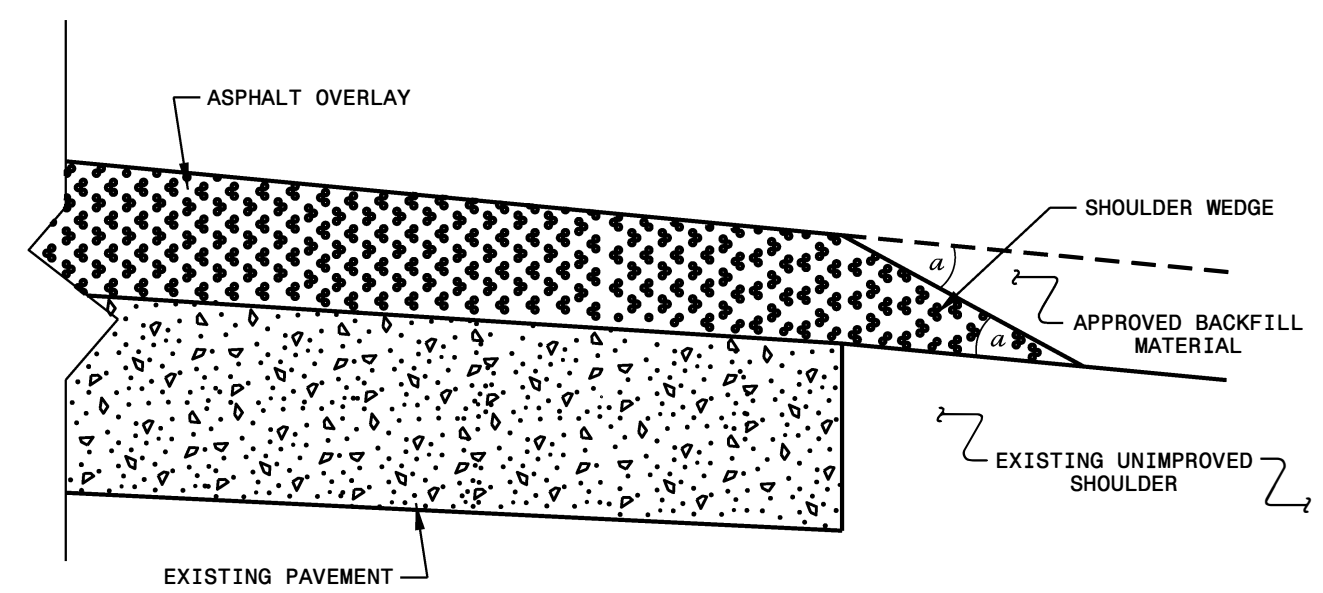


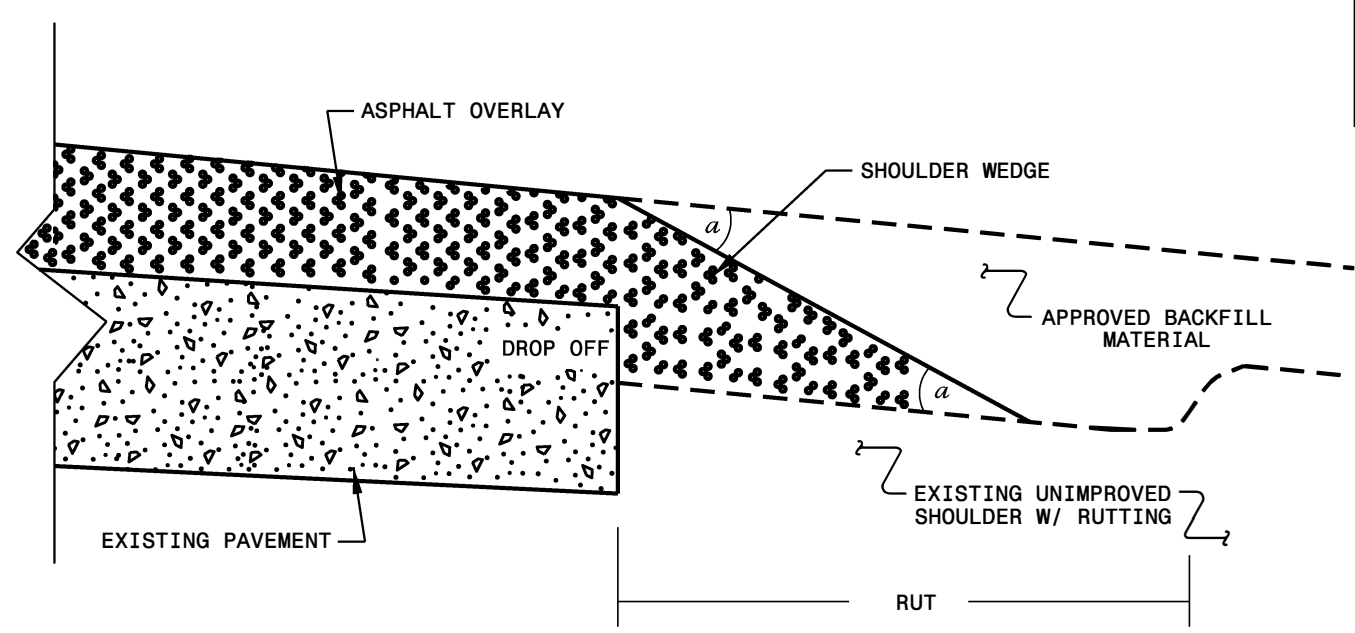
- NOTES:
 1) DETAIL DOES NOT APPLY TO OGAFD AND ULTRA-THIN BONDED WEARING COURSE.
 2) BACKFILL SHOULDER WITH APPROVED MATERIAL.
 3) THE SHOULDER WEDGE DEVICE MAY BE DISENGAGED AT PAVED DRIVEWAYS, SIDE STREETS, HIGH SHOULDERS, AND OTHER LOCATIONS NOT FEASIBLE TO CONSTRUCT AS APPROVED BY THE ENGINEER.



SHOULDER WEDGE DETAIL
 (Resurfacing Projects w/ Widening or with Existing Paved Shoulder having no dropoffs)



SHOULDER WEDGE DETAIL
 (Resurfacing Projects w/ NO Widening)



SHOULDER WEDGE DETAIL
 (Resurfacing Adjacent to Rutted Shoulder)

- SHOULDER WEDGE ANGLE = 30°

CONTRACT STANDARDS AND DEVELOPMENT UNIT	
Office 919-707-6950	FAX 919-250-4119
SHOULDER WEDGE DETAILS	
ORIGINAL BY: T.SPELL	DATE: 7-19-11
MODIFIED BY:	DATE: 2/2/16
CHECKED BY:	DATE:
FILE SPEC.: s:usr/details/stand/shoulderwedgedetail.dgn	

22-MAN-2018-0941
 STAContracts\1-037-993-02
 P:\piper\an\USD-E\252
 Resurfacing Projects\Division 4\I-5937 Wilson March 2018\Revised Shoulder Wedge Detail.dgn