

STATE OF NORTH CAROLINA DIVISION OF HIGHWAYS

CROSS SECTION SUMMARY SHEET

Note: Embankment does not include backfill for undercut.

Station	Uncl. Exc. (LT) (cu. yd.)	Undercut (LT) (cu. yd.)	Embt (LT) (cu. yd.)	Uncl. Exc. (CL) (cu. yd.)	Undercut (CL) (cu. yd.)	Embt (CL) (cu. yd.)	Uncl. Exc. (RT) (cu. yd.)	Undercut (RT) (cu. yd.)	Embt (RT) (cu. yd.)
-L-									
106+00.00	7		20				5		78
106+50.00	16		31				4		73
107+00.00	8		10				3		62
107+50.00	5		17				2		54
108+00.00	1		45				1		65
108+50.00			55						78
109+00.00			55						68
109+50.00			53						60
110+00.00	1		43						51
110+50.00	1		54						43
111+00.00	1		65				1		44
111+50.00	1		57				1		39
112+00.00	1		47				1		41
112+50.00	2		39				1		37
113+00.00	2		32						15
113+50.00	2		30						
114+00.00	4		24						
114+50.00	9		15				3		19
115+00.00	14		8				9		4
115+50.00	18		9				6		8
116+00.00	17		14						15
116+50.00	14		35						23
117+00.00	11		59						34
117+50.00	6		80						38
118+00.00	2		123						34
118+50.00			152				1		27
119+00.00			139				2		22
119+50.00			127				2		18
120+00.00			103				2		13
120+50.00			79				3		7
121+00.00			93				4		3
121+50.00			93				7		5
122+00.00			64				24		
122+50.00			44				42		
123+00.00			38				57		
123+50.00			17				34		
124+00.00							35		
124+50.00	4		4				9		5
125+00.00	10		7				13		9
125+50.00	22		3				15		8
126+00.00	33		1				10		12
126+50.00	23		1				4		12
127+00.00	9		6				32		4
127+50.00	6		15				89		
128+00.00	6		62				76		
128+50.00	7		101				32		
129+00.00	7		117				29		1
129+50.00	7		171				31		1
130+00.00	6		217				25		1
130+50.00	6		189				9		4
131+00.00	5		179				6		6
131+50.00	4		184				6		4
132+00.00	9		119				7		3

Station	Uncl. Exc. (LT) (cu. yd.)	Undercut (LT) (cu. yd.)	Embt (LT) (cu. yd.)	Uncl. Exc. (CL) (cu. yd.)	Undercut (CL) (cu. yd.)	Embt (CL) (cu. yd.)	Uncl. Exc. (RT) (cu. yd.)	Undercut (RT) (cu. yd.)	Embt (RT) (cu. yd.)
-L-									
132+50.00	12		82				9		2
133+00.00	11		85				10		2
133+50.00	11		78				8		5
134+00.00	11		41				5		10
134+50.00	15		8				3		11
135+00.00	27		4	21			4		8
135+50.00	73			21			51		5
136+00.00	106		1				105		14
136+50.00	96		48				51		21
137+00.00	54		133				58		37
137+50.00	17		328				14		67
138+00.00	17		357				9		380
138+50.00	12		121				5		344
139+00.00	8		19				5		339
139+50.00	4		34				4		14
140+00.00			61				7		18
140+50.00			91				10		30
141+00.00			85				12		41
141+50.00			49				11		55
142+00.00			16				7		81
142+50.00							18		100
143+00.00							17		125
143+50.00							2		405
144+00.00			13				11		332
144+50.00			21				23		6
145+00.00	1		15				14		16
145+50.00	1		14				5		27
146+00.00	2		14				8		44
146+50.00	2		12				24		28
147+00.00	2		11				28		1
147+50.00	3		12				27		9
148+00.00	2		13				52		8
148+50.00			14				54		
149+00.00			22				108		
149+50.00			23				139		
150+00.00			23				100		1
150+50.00			21			3	91		1
151+00.00	1		12			8	68		5
151+50.00	3		6			12	31		14
152+00.00	5		2	1		16	12		23
152+50.00	7		1	1		17	7		38
153+00.00	6		2	2		19			63
153+50.00	37		5	3		23	2		48
154+00.00	37		9	3		25	2		44
154+50.00	5		7	3		24	1		71
155+00.00	4		5	3		16			79
155+50.00	4		7	3		11			94
156+00.00	4		7	1		6			111
156+50.00	2		12				1		110
157+00.00	1		20				1		92
157+50.00	1		21						48
158+00.00	2		19				1		11
158+50.00	2		26				2		13

Note: "Quantities are approximate only. The Resident Engineer will re-cross-section the work accurately when the project is staked out. These cross-section notes will be used in computing the final quantities for which the contractor will be paid. The Embankment Column does not include backfill for Undercut"

STATE OF NORTH CAROLINA
DIVISION OF HIGHWAYS
CROSS SECTION SUMMARY SHEET

Note: Embankment does not include backfill for undercut.

Station	Uncl. Exc. (LT) (cu. yd.)	Undercut (LT) (cu. yd.)	Embt (LT) (cu. yd.)	Uncl. Exc. (CL) (cu. yd.)	Undercut (CL) (cu. yd.)	Embt (CL) (cu. yd.)	Uncl. Exc. (RT) (cu. yd.)	Undercut (RT) (cu. yd.)	Embt (RT) (cu. yd.)
-L-									
159+00.00	2		25				7		22
159+50.00	2		20				16		22
160+00.00	4		13				18		13
160+50.00	6		6				17		6
161+00.00	6		6				19		2
161+50.00	7		4				22		1
162+00.00	10		2				29		
162+50.00	13		7				30		
163+00.00	22		6				31		
163+50.00	28			1		10	28		
164+00.00	19		1	2		23	28		
164+50.00	12		5	2		24	28		1
165+00.00	7		9	2		25	16		4
165+50.00	8		9	2		25	12		16
166+00.00	10		5	1		27	14		36
166+50.00	9		4	1		27	12		50
167+00.00	7		9	1		26	11		38
167+50.00	6		27	2		25	12		25
168+00.00	10		30	4		22	11		24
168+50.00	15		12	6		16	9		22
169+00.00	14		5	7		14	8		22
169+50.00	20		3	12		7	4		29
170+00.00	31			9					36
170+50.00	16						2		30
171+00.00	8						5		33
171+50.00	17		1				3		43
172+00.00	17		1						45
172+50.00	15		2						47
173+00.00	12		152						48
173+50.00	9		159				1		43
174+00.00	6		13				2		32
174+50.00	5		8				2		20
175+00.00	7		8				3		15
175+50.00	6		9				4		15
176+00.00	2		13				4		16
176+50.00	4		12				4		13
177+00.00	8		4				8		11
177+50.00	12		1				9		12
178+00.00	16		1				11		8
178+50.00	15		1				18		4
179+00.00	6		1				10		1
179+50.00							2		
180+00.00	9						9		9
180+50.00	11		1				13		20
181+00.00	3		5				10		32
181+50.00	8		9				10		31
182+00.00	11		11				6		44
182+50.00	9		7				6		47
183+00.00	9		7				8		44
183+50.00	15		6				9		37
184+00.00	16		2				7		36
184+50.00	13		4	17			6		33
185+00.00	13		7	31			11		38

Station	Uncl. Exc. (LT) (cu. yd.)	Undercut (LT) (cu. yd.)	Embt (LT) (cu. yd.)	Uncl. Exc. (CL) (cu. yd.)	Undercut (CL) (cu. yd.)	Embt (CL) (cu. yd.)	Uncl. Exc. (RT) (cu. yd.)	Undercut (RT) (cu. yd.)	Embt (RT) (cu. yd.)
-L-									
185+50.00	11		8	28			18		38
186+00.00	10		8	29			12		31
186+50.00	4		17	22			9		32
187+00.00	2		18	7			18		21
187+50.00	2		22				23		7
188+00.00	3		26				25		4
188+50.00	4		12				22		1
189+00.00	2		3				26		
189+50.00	1		5				22		
190+00.00			7				8		
190+50.00	6		7				7		2
191+00.00	10		7				5		6
191+50.00	9		8				2		8
192+00.00	12		8				3		12
192+50.00	13		9				3		16
193+00.00	7		10	15			8		18
193+50.00	13		11	32			16		22
194+00.00	13		10	27			19		21
194+50.00	3		6	12		1	18		15
195+00.00	2		7	2		1	17		14
195+50.00	2		12				17		19
196+00.00	2		10				9		16
196+50.00	1		17				10		14
197+00.00			26				3		13
197+50.00			23				2		15
198+00.00	2		16				1		17
198+50.00	8		9				3		11
199+00.00	9		6				3		11
199+50.00	13		2				5		6
200+00.00	16		3				6		5
200+50.00	11		2				6		5
201+00.00	4						4		2
201+50.00							3		
202+00.00	10						9		
202+50.00	23						18		
203+00.00	23						15		1


Note: "Quantities are approximate only. The Resident Engineer will re-cross-section the work accurately when the project is staked out. These cross-section notes will be used in computing the final quantities for which the contractor will be paid. The Embankment Column does not include backfill for Undercut"

STATE OF NORTH CAROLINA
DIVISION OF HIGHWAYS
CROSS SECTION SUMMARY SHEET

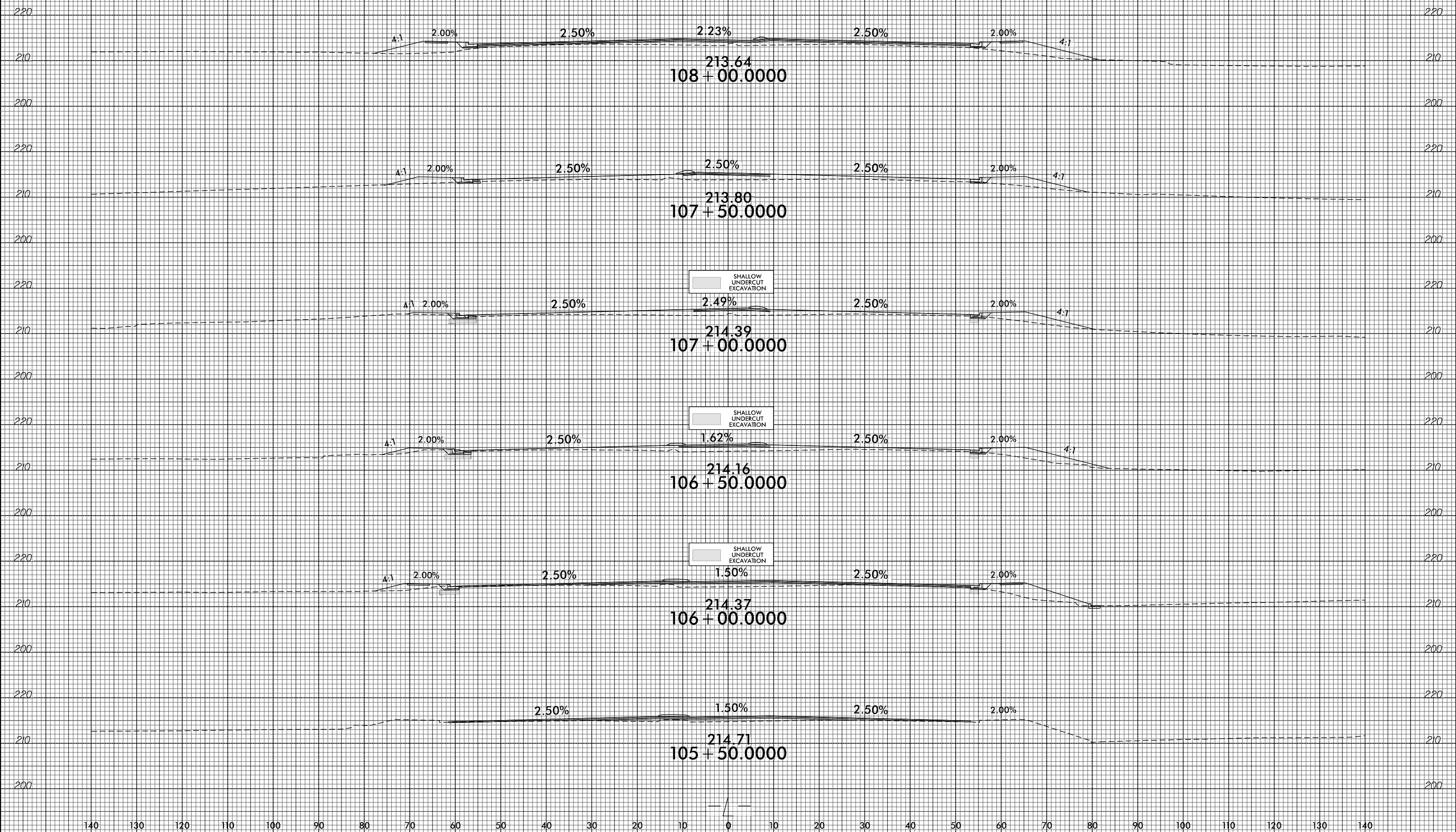
Note: Embankment does not include backfill for undercut.

Station	Uncl. Exc. (cu. yd.)	Undercut (cu. yd.)	Embt (cu. yd.)	Station	Uncl. Exc. (cu. yd.)	Undercut (cu. yd.)	Embt (cu. yd.)	Station	Uncl. Exc. (cu. yd.)	Undercut (cu. yd.)	Embt (cu. yd.)	Station	Uncl. Exc. (cu. yd.)	Undercut (cu. yd.)	Embt (cu. yd.)
-Y9-				-Y18-											
12+15.00				10+47.00											
12+50.00	5		3	10+50.00											
13+00.00	7		6	11+00.00	4		1								
13+05.00	0		0	11+50.00			2								
-Y10-				-Y21-											
10+54.00				10+43.00											
11+00.00	6		4	10+50.00	5		1								
11+45.00	6		4	11+00.00	20		7								
				11+10.00	1		1								
-Y11-															
10+43.00															
10+50.00	15														
11+00.00	108		2												
11+50.00	82		11												
11+60.00	5		2												
-Y12-															
10+42.00															
10+50.00	19		3												
11+00.00	92		16												
11+50.00	47		7												
-Y13-															
16+50.00															
17+00.00	11		10												
17+50.00	15		11												
18+00.00	21		19												
18+50.00	24		117												
19+00.00	18		337												
19+50.00	28		250												
19+68.00	16		11												
-Y14-															
10+45.00															
10+50.00	12														
11+00.00	107		2												
11+45.00	43		2												
-Y15-															
11+40.00															
11+50.00	4														
11+83.00	29														
-Y16-															
10+42.00															
10+50.00			4												
11+00.00	2		24												
11+50.00	1		15												
11+70.00			1												

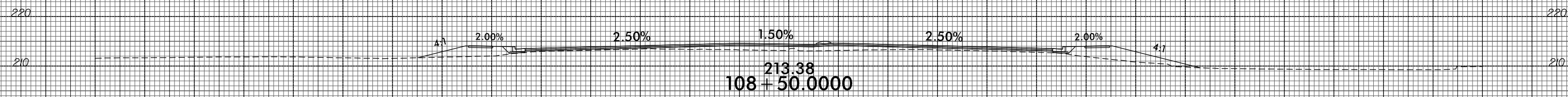
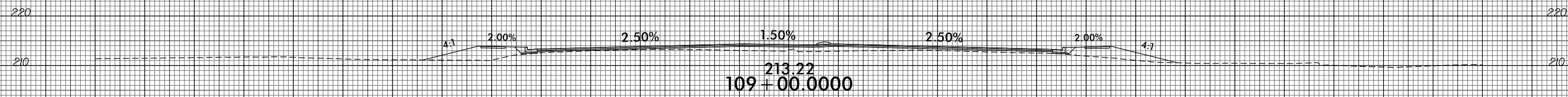
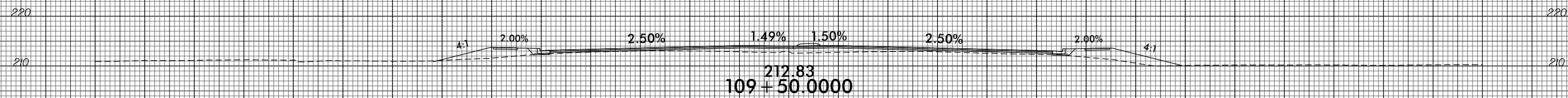
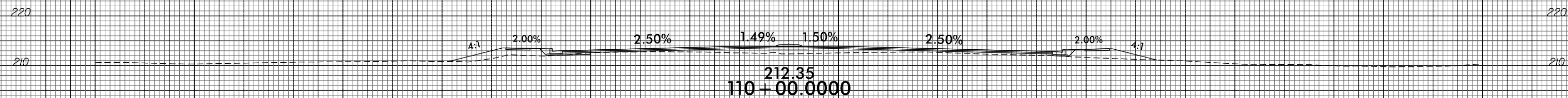
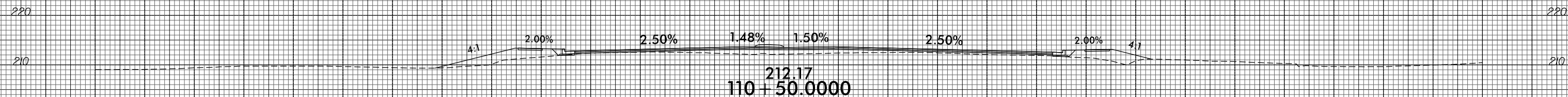
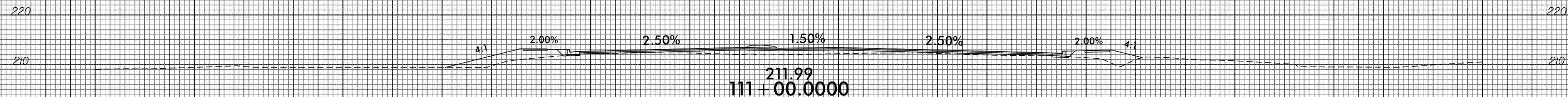
Note: "Quantities are approximate only. The Resident Engineer will re-cross-section the work accurately when the project is staked out. These cross-section notes will be used in computing the final quantities for which the contractor will be paid. The Embankment Column does not include backfill for Undercut"



140 130 120 110 100 90 80 70 60 50 40 30 20 10 0 10 20 30 40 50 60 70 80 90 100 110 120 130 140

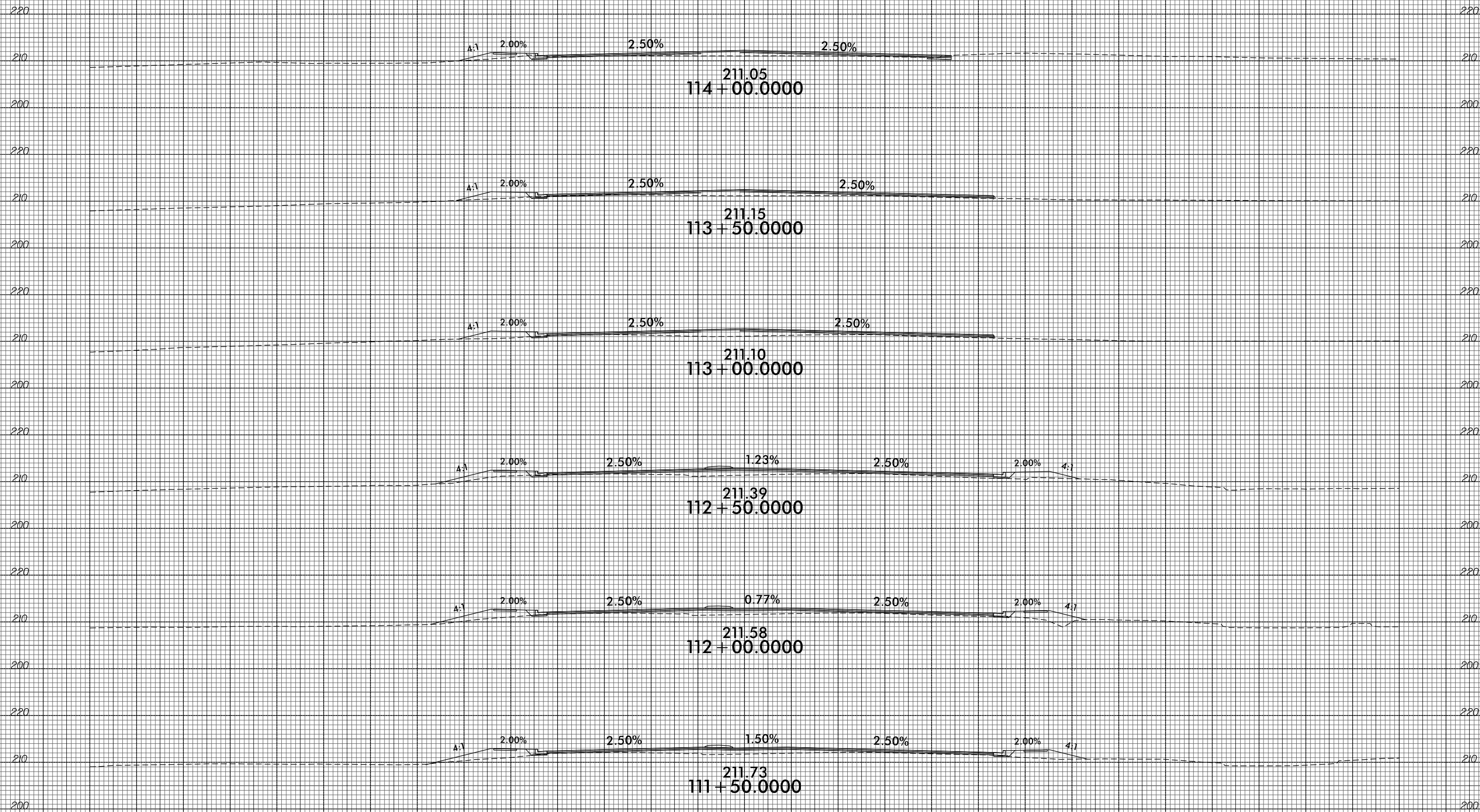


140 130 120 110 100 90 80 70 60 50 40 30 20 10 0 10 20 30 40 50 60 70 80 90 100 110 120 130 140




140 130 120 110 100 90 80 70 60 50 40 30 20 10 0 10 20 30 40 50 60 70 80 90 100 110 120 130 140

140 130 120 110 100 90 80 70 60 50 40 30 20 10 0 10 20 30 40 50 60 70 80 90 100 110 120 130 140



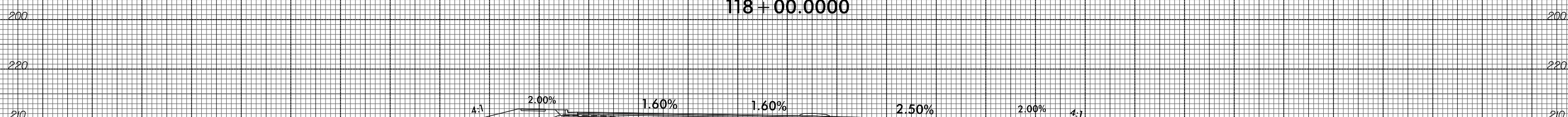
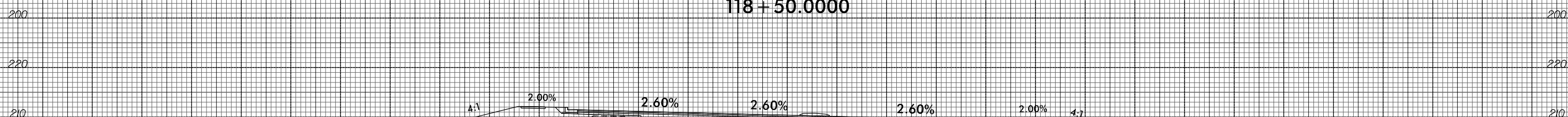
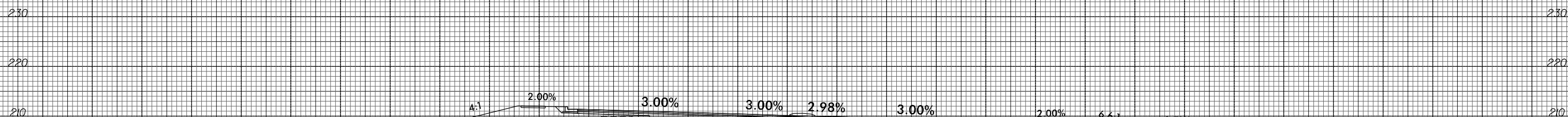
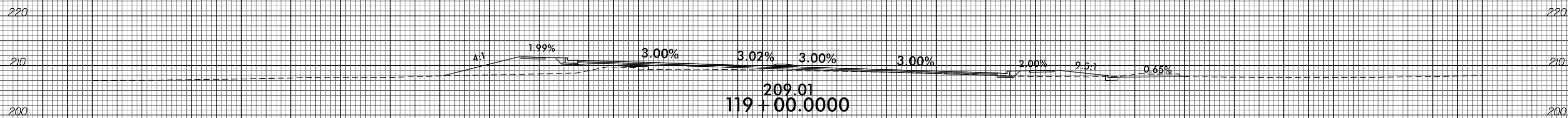
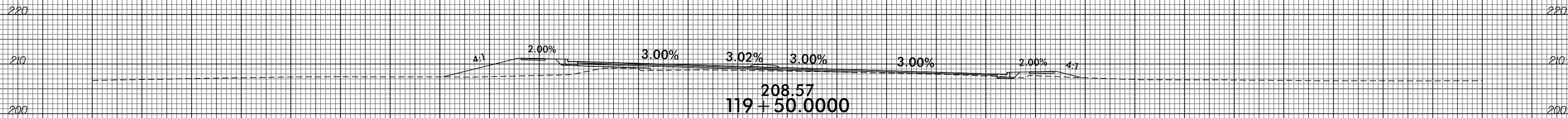
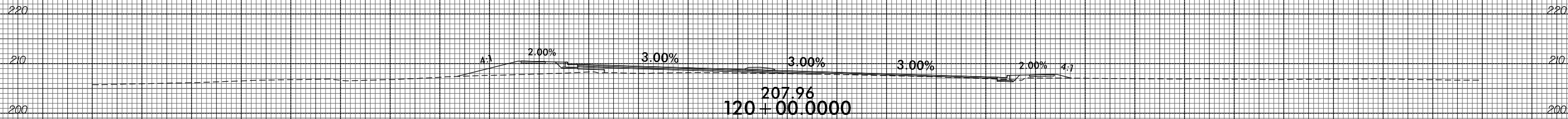
140 130 120 110 100 90 80 70 60 50 40 30 20 10 0 10 20 30 40 50 60 70 80 90 100 110 120 130 140

140 130 120 110 100 90 80 70 60 50 40 30 20 10 0 10 20 30 40 50 60 70 80 90 100 110 120 130 140





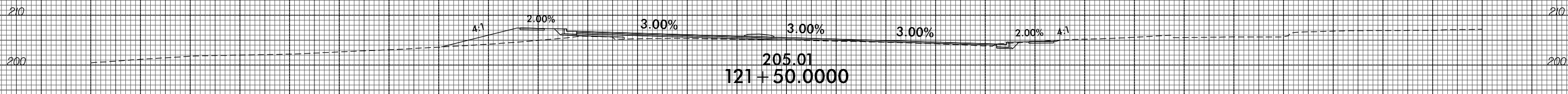
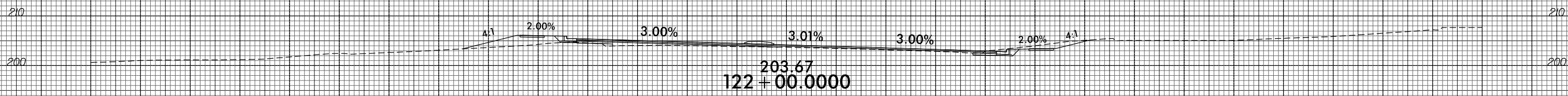
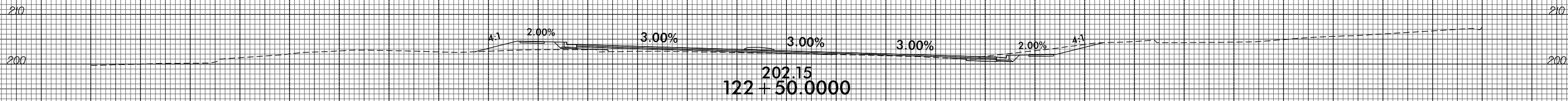
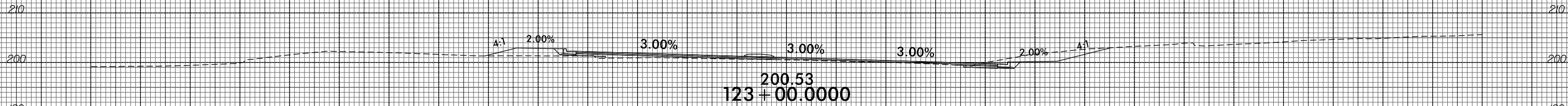
140 130 120 110 100 90 80 70 60 50 40 30 20 10 0 10 20 30 40 50 60 70 80 90 100 110 120 130 140

140 130 120 110 100 90 80 70 60 50 40 30 20 10 0 10 20 30 40 50 60 70 80 90 100 110 120 130 140



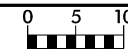
140 130 120 110 100 90 80 70 60 50 40 30 20 10 0 10 20 30 40 50 60 70 80 90 100 110 120 130 140

140 130 120 110 100 90 80 70 60 50 40 30 20 10 0 10 20 30 40 50 60 70 80 90 100 110 120 130 140



140 130 120 110 100 90 80 70 60 50 40 30 20 10 0 10 20 30 40 50 60 70 80 90 100 110 120 130 140

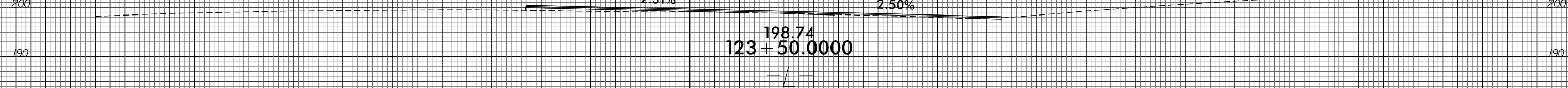
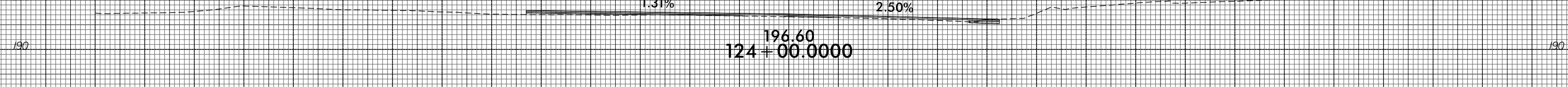
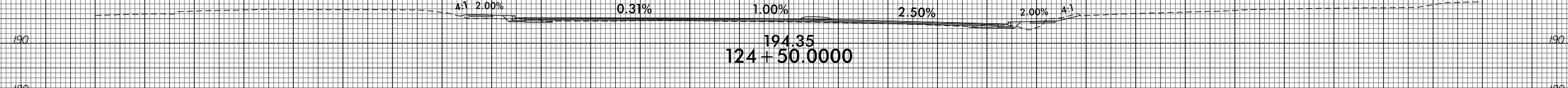
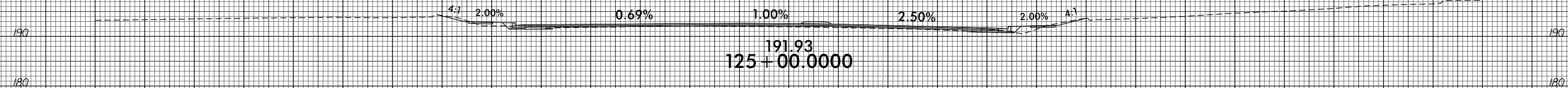
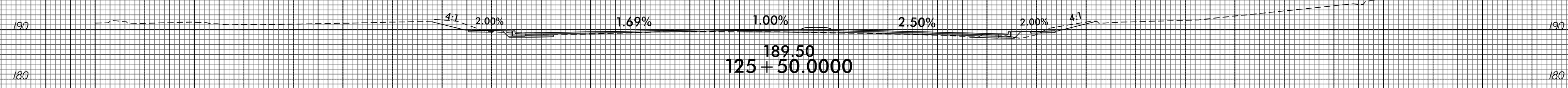

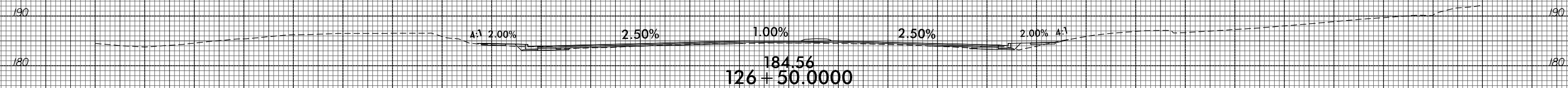
6/23/16



PROJ. REFERENCE NO.
U-4405B

SHEET NO.
X-8

140 130 120 110 100 90 80 70 60 50 40 30 20 10 0 10 20 30 40 50 60 70 80 90 100 110 120 130 140



140 130 120 110 100 90 80 70 60 50 40 30 20 10 0 10 20 30 40 50 60 70 80 90 100 110 120 130 140

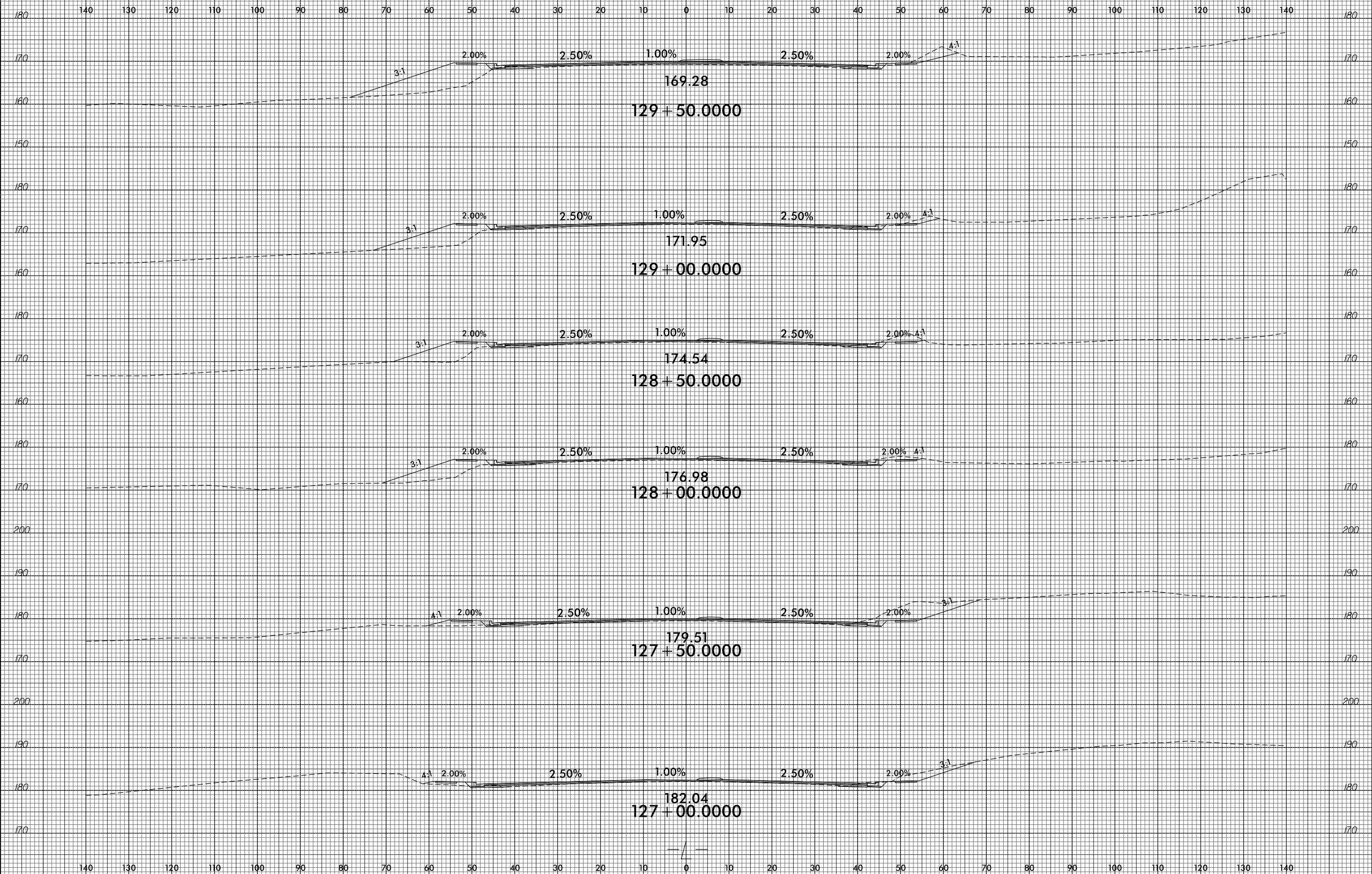
15-OCT-2024 01:51
F:\PROJECTS\U-4405B_rdy_xpl.dgn
\$\$\$\$\$

6/23/16

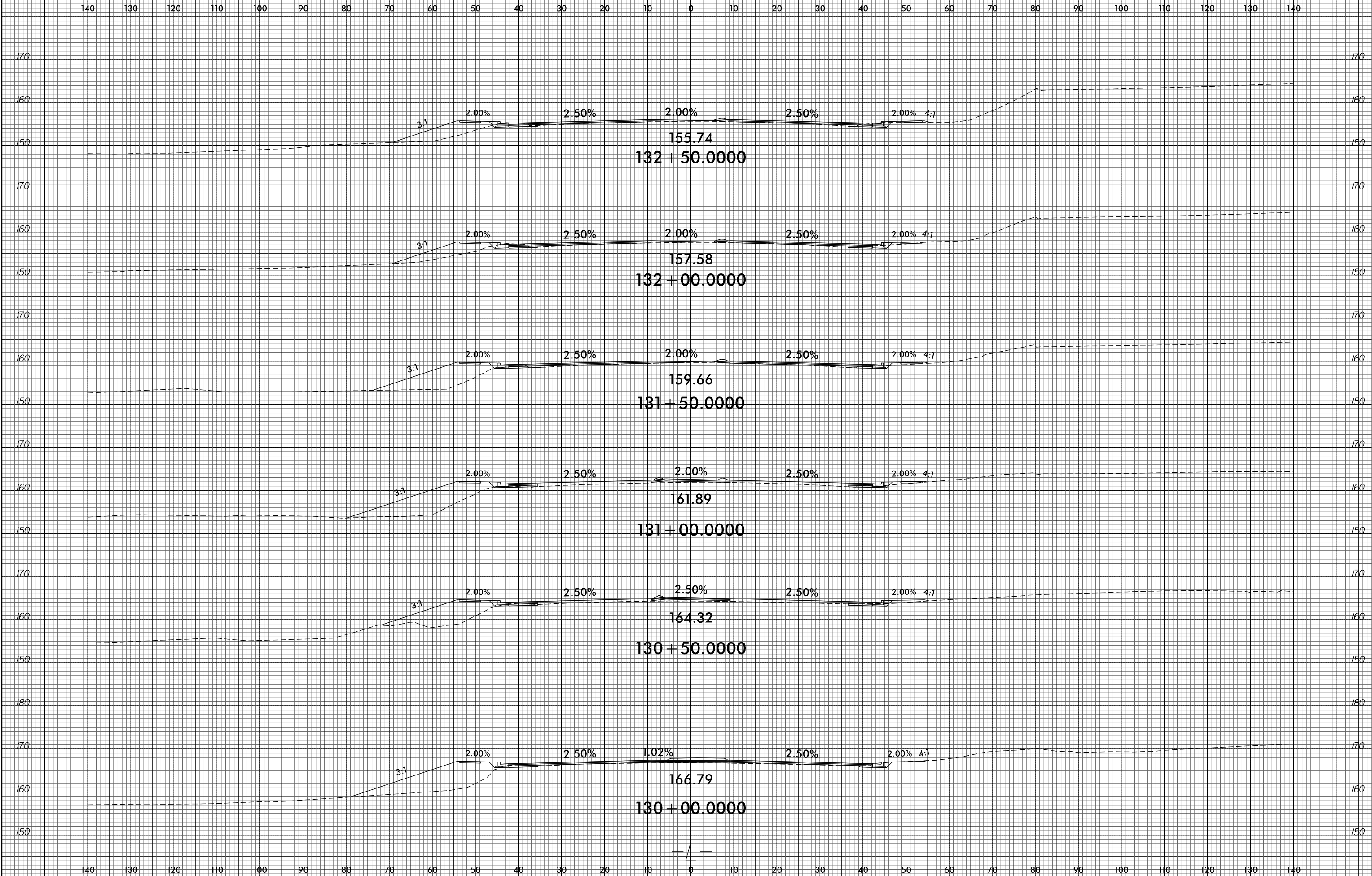


PROJ. REFERENCE NO.
U-4405B

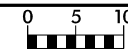
SHEET NO.
X-9



15-OCT-2024 01:51
F:\PROJECTS\U-4405B-rdy_xpl.dgn
\$\$\$\$\$



6/23/16



PROJ. REFERENCE NO.
U-4405B

SHEET NO.
X-11

140 130 120 110 100 90 80 70 60 50 40 30 20 10 0 10 20 30 40 50 60 70 80 90 100 110 120 130 140

160 160

150 150

140 140

160 160

150 150

140 140

160 160

150 150

140 140

160 160

150 150

140 140

160 160

150 150

140 140

170 170

160 160

150 150

140 140

140 130 120 110 100 90 80 70 60 50 40 30 20 10 0 10 20 30 40 50 60 70 80 90 100 110 120 130 140

15-OCT-2024 01:51
F:\PROJECTS\U-4405B-rdy_xpl.dgn
\$\$\$\$\$

149.97
135 + 50.0000

150.28
135 + 00.0000

150.80
134 + 50.0000

151.57
134 + 00.0000

152.62
133 + 50.0000

153.99
133 + 00.0000

2.00% 2.50% 1.99% 2.50% 2.50% 2.00% 4:1

2.00% 2.50% 2.01% 2.50% 2.50% 2.00% 4:1

2.00% 2.50% 2.00% 2.50% 2.50% 2.00% 4:1

4:1 2.00% 2.50% 2.00% 2.50% 2.50% 2.00% 4:1

4:1 2.00% 2.50% 2.00% 2.50% 2.00% 4:1

3:1 2.00% 2.50% 2.00% 2.50% 2.00% 4:1

140 130 120 110 100 90 80 70 60 50 40 30 20 10 0 10 20 30 40 50 60 70 80 90 100 110 120 130 140

160 160

150 150

140 140

160 160

150 150

140 140

130 130

150 150

140 140

130 130

150 150

140 140

130 130

150 150


140 140

130 130

150 150

140 140

140 130 120 110 100 90 80 70 60 50 40 30 20 10 0 10 20 30 40 50 60 70 80 90 100 110 120 130 140



149.69
138 + 50.0000




149.82
138 + 00.0000



149.67
137 + 50.0000



149.75
137 + 00.0000



149.73
136 + 50.0000



149.81
136 + 00.0000

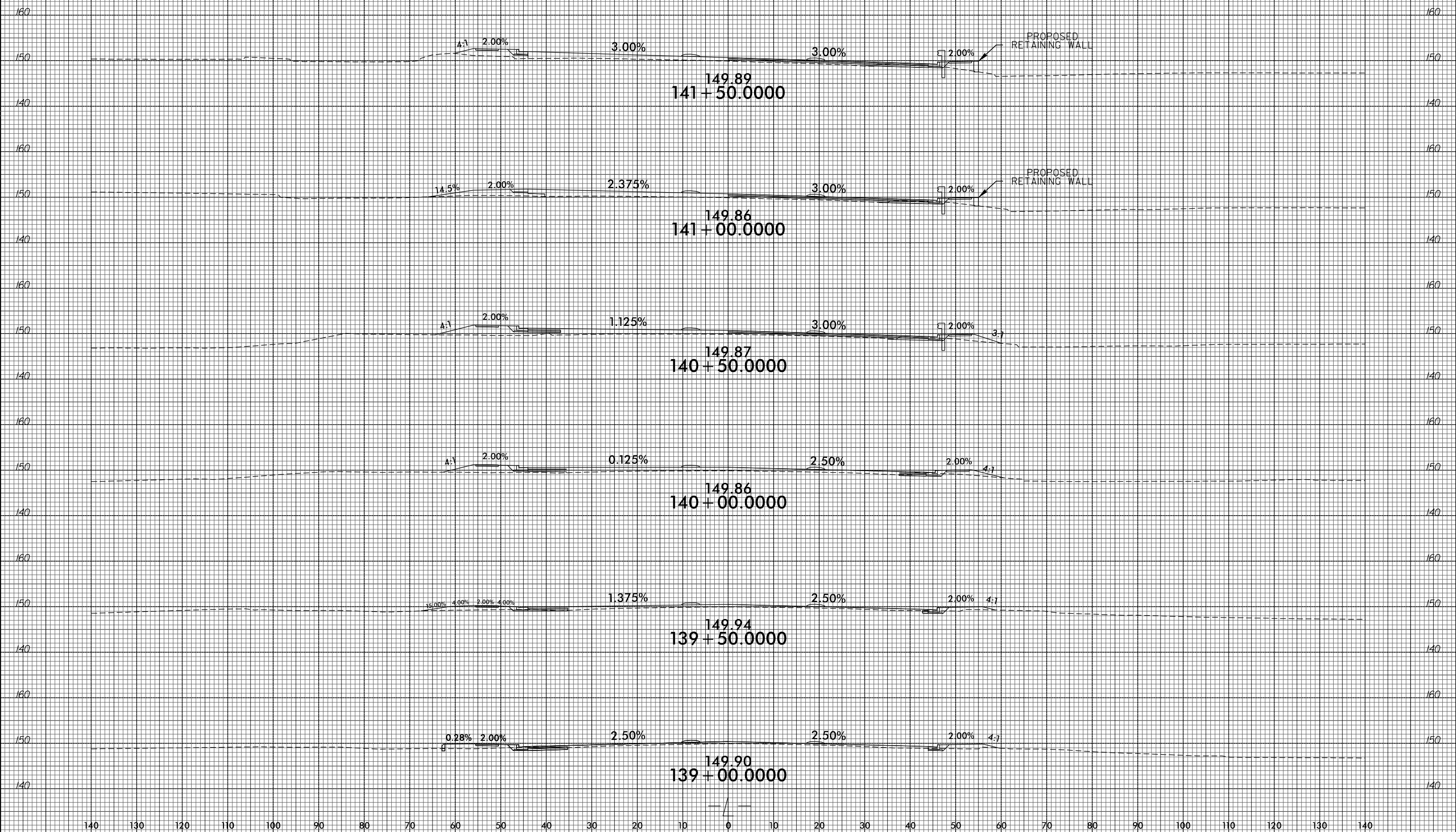
6/23/16



PROJ. REFERENCE NO.
U-4405B

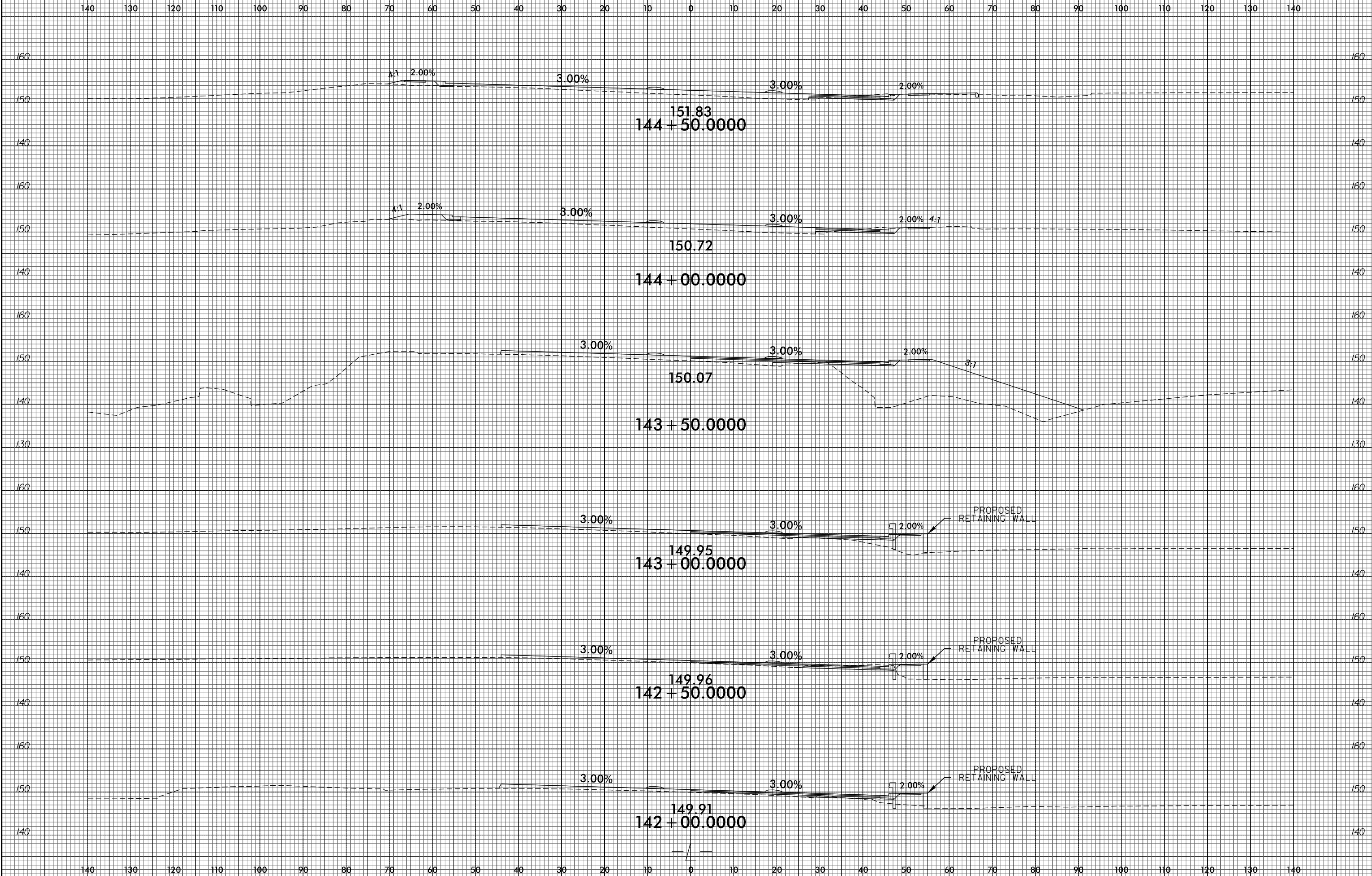
SHEET NO.
X-13

140 130 120 110 100 90 80 70 60 50 40 30 20 10 0 10 20 30 40 50 60 70 80 90 100 110 120 130 140

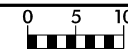


15-OCT-2024 01:51
F:\PROJECTS\X-13\U-4405B-r.dwg
\$\$\$\$\$

140 130 120 110 100 90 80 70 60 50 40 30 20 10 0 10 20 30 40 50 60 70 80 90 100 110 120 130 140



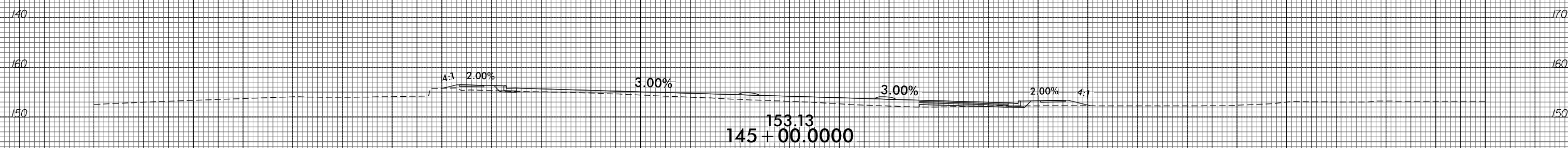
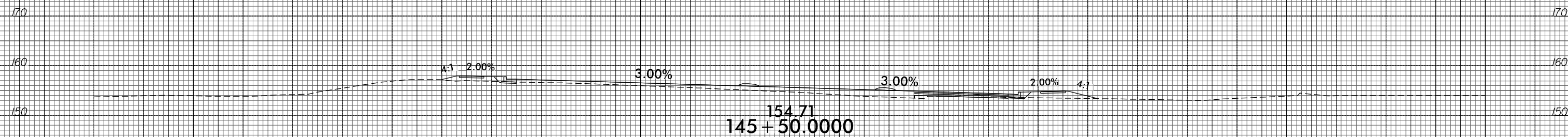
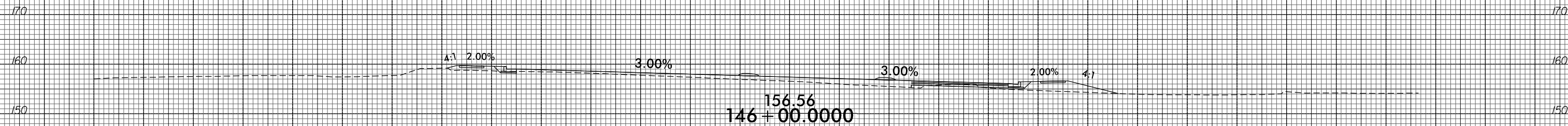
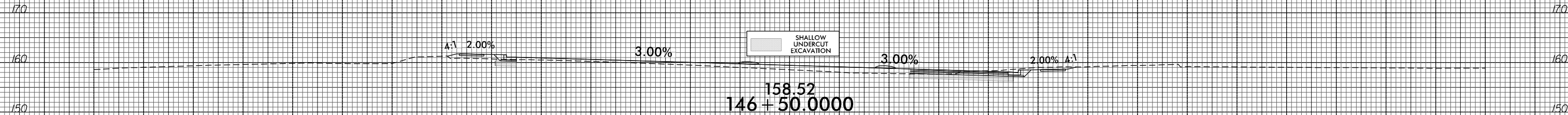
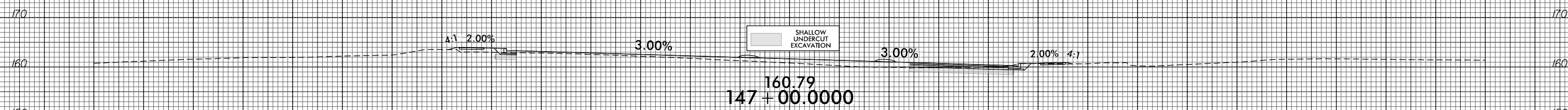
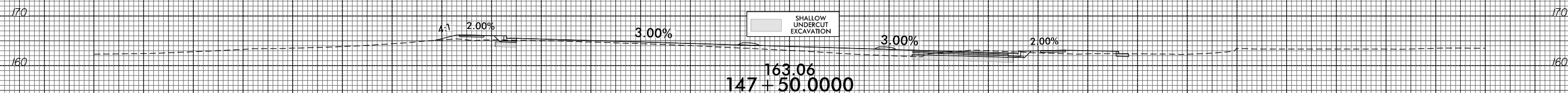
6/23/16



PROJ. REFERENCE NO.
U-4405B

SHEET NO.
X-15

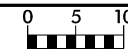
140 130 120 110 100 90 80 70 60 50 40 30 20 10 0 10 20 30 40 50 60 70 80 90 100 110 120 130 140



140 130 120 110 100 90 80 70 60 50 40 30 20 10 0 10 20 30 40 50 60 70 80 90 100 110 120 130 140

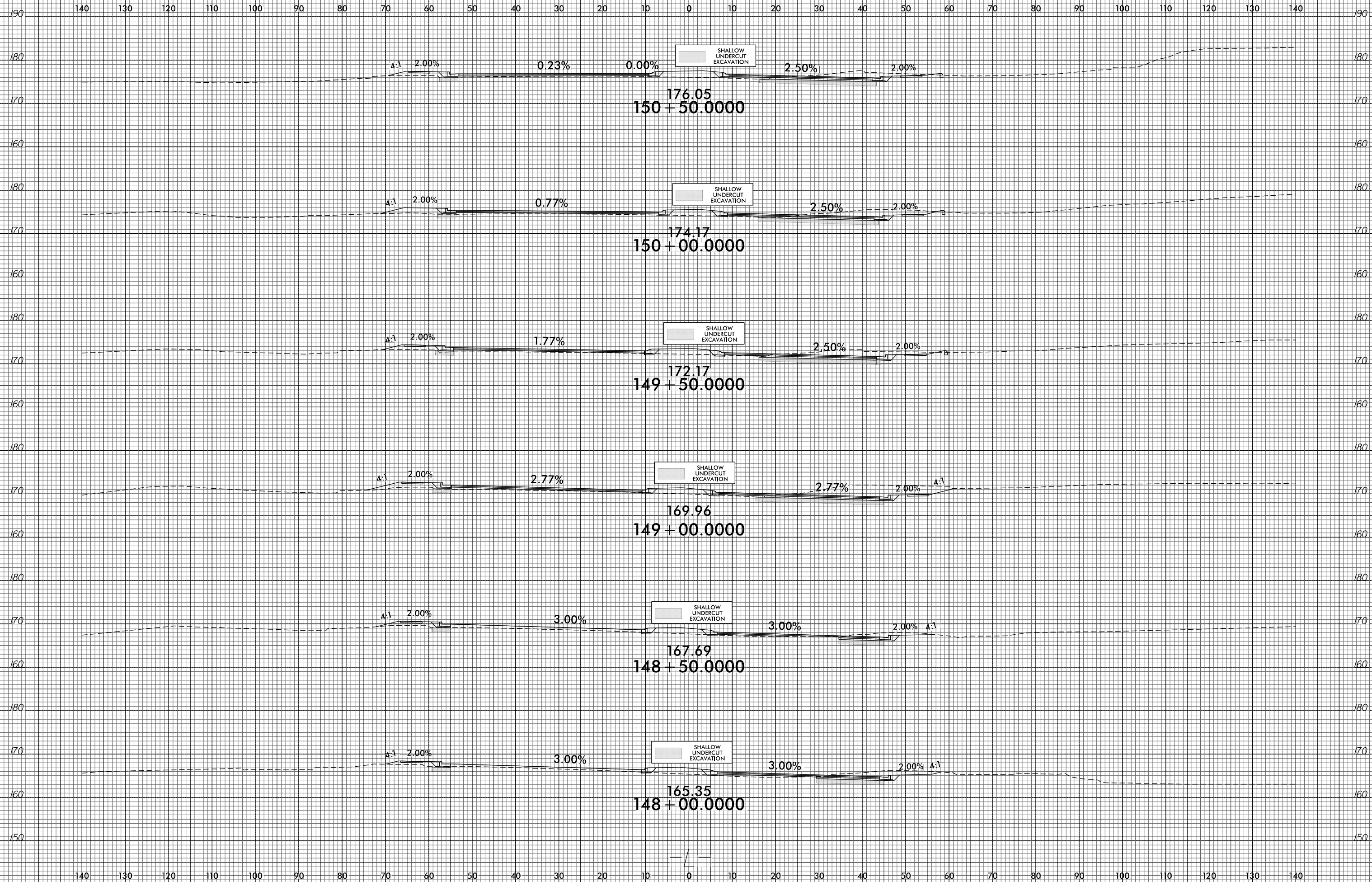
15-OCT-2024 01:51
F:\PROJECTS\X-15\U-4405B-r.dwg
\$\$\$\$\$

6/23/16

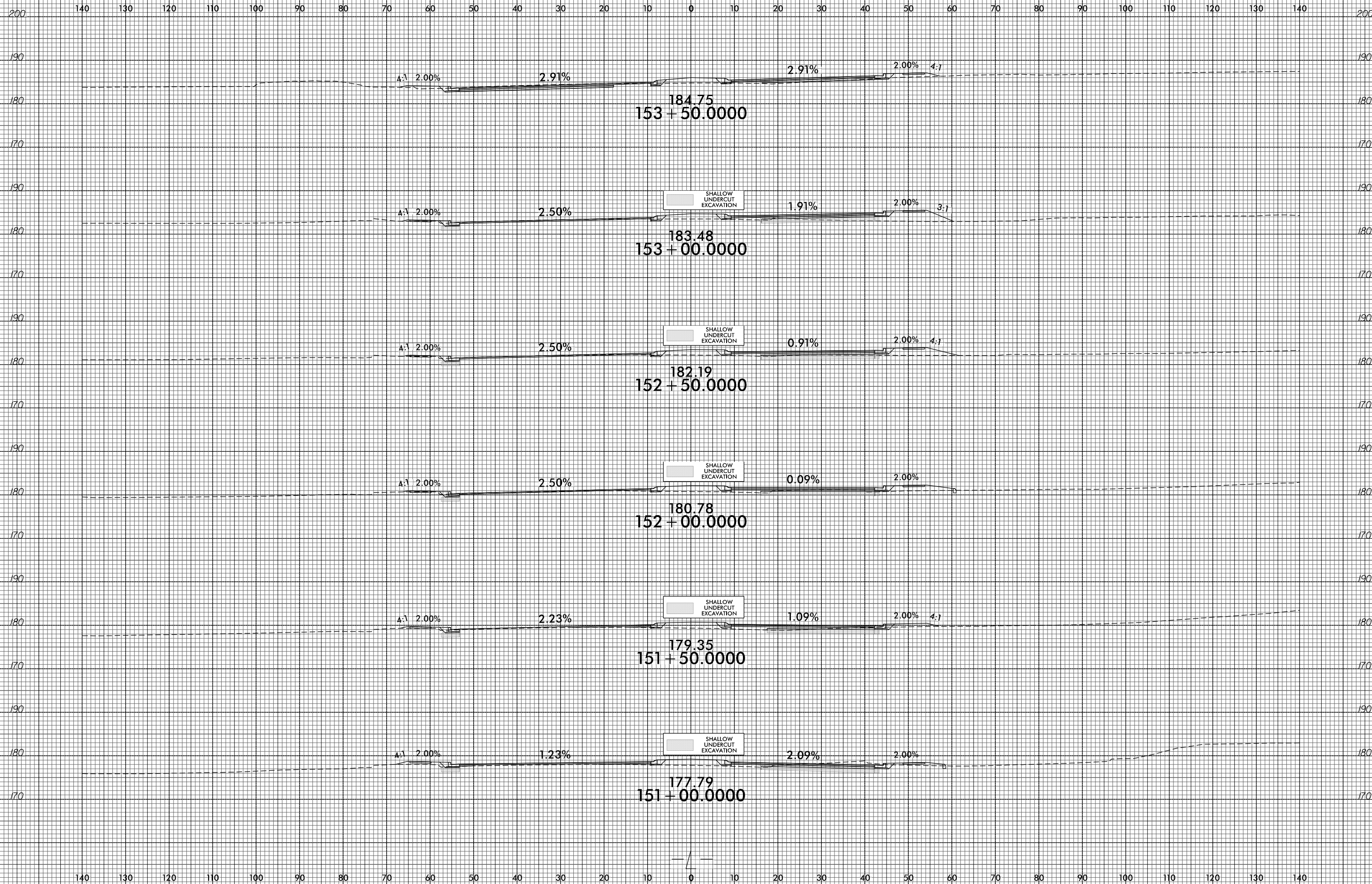


PROJ. REFERENCE NO.
U-4405B

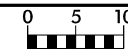
SHEET NO.
X-16



08-NOV-2024 15:05
F:\PROJECTS\U-4405B-r.dwg
\$\$\$\$\$



6/23/16



PROJ. REFERENCE NO.
U-4405B

SHEET NO.
X-18

140 130 120 110 100 90 80 70 60 50 40 30 20 10 0 10 20 30 40 50 60 70 80 90 100 110 120 130 140

200 200

190 190

191.39
156 + 50.0000

4:1 2.00% 3.00% 3.00% 3.00% 2.00% 4:1

180 180

200 200

190 190

190.33
156 + 00.0000

4:1 2.00% 3.00% 3.00% 3.00% 2.00% 4:1

180 180

200 200

190 190

189.31
155 + 50.0000

4:1 2.00% 3.00% 3.00% 3.00% 2.00% 4:1

180 180

200 200

190 190

188.14
155 + 00.0000

4:1 2.00% 3.00% 3.00% 3.00% 2.00% 4:1

180 180

200 200

190 190

187.00
154 + 50.0000

4:1 2.00% 3.00% 3.00% 2.00%

180 180

200 200

190 190

185.86
154 + 00.0000

4:1 2.00% 3.00% 3.00% 2.00%

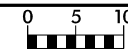
180 180

170 170

140 130 120 110 100 90 80 70 60 50 40 30 20 10 0 10 20 30 40 50 60 70 80 90 100 110 120 130 140

15-OCT-2024 01:51
F:\PROJECTS\U-4405B_rdy_xpl.dgn
\$\$\$\$\$

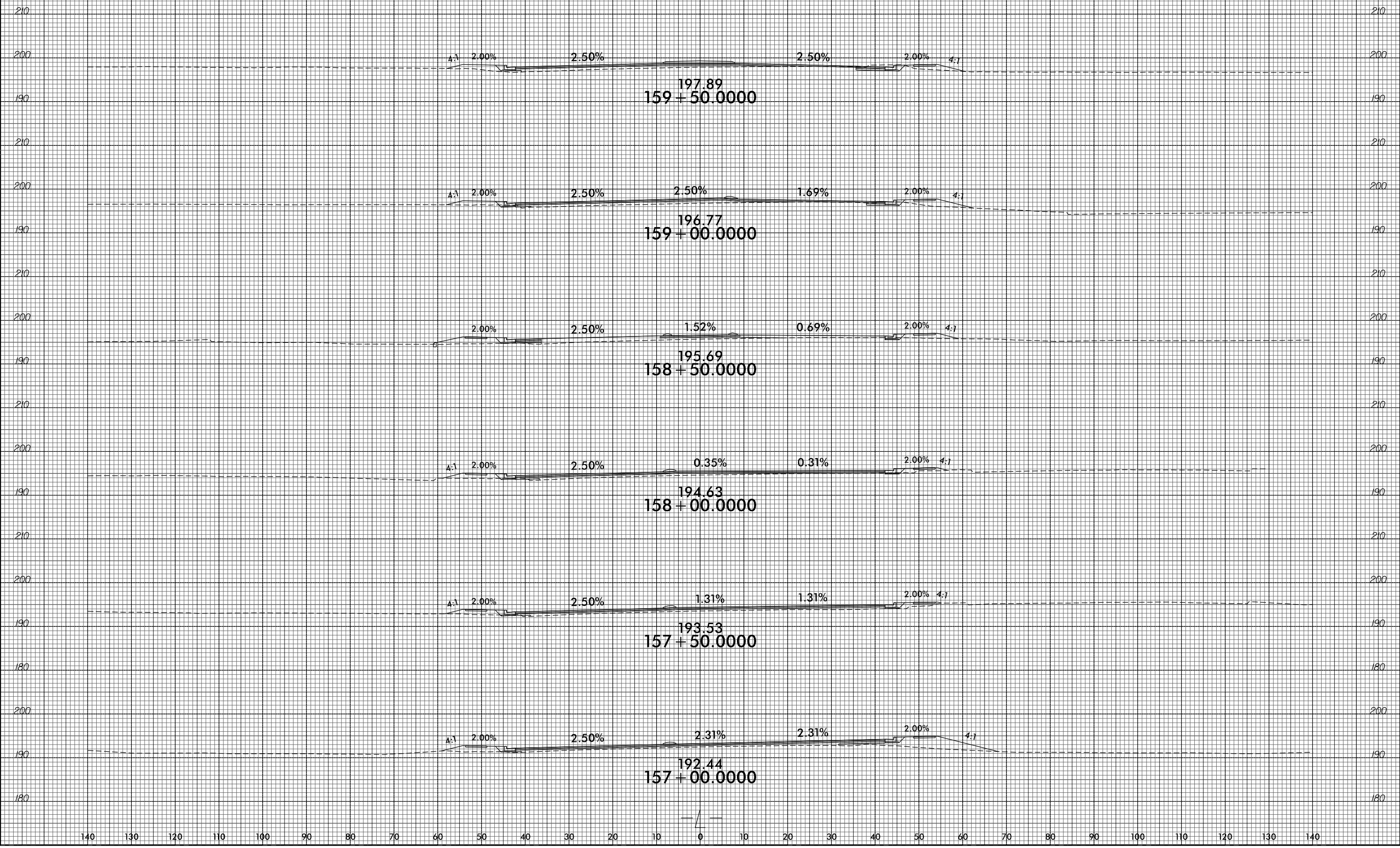
6/23/16



PROJ. REFERENCE NO.
U-4405B

SHEET NO.
X-19

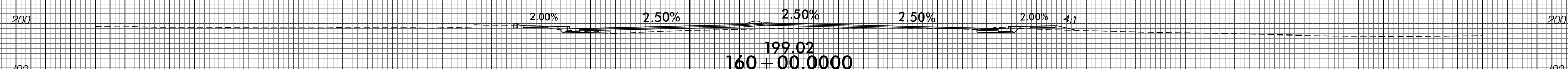
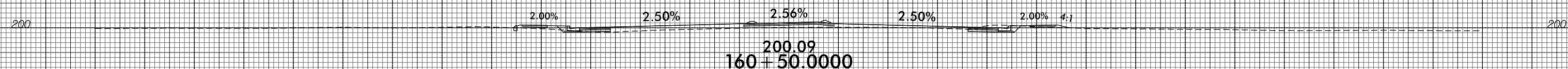

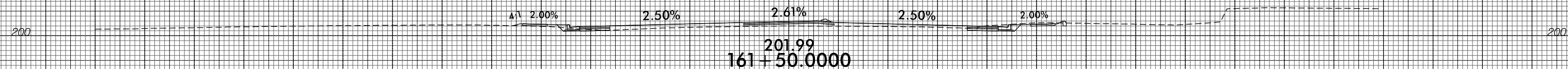
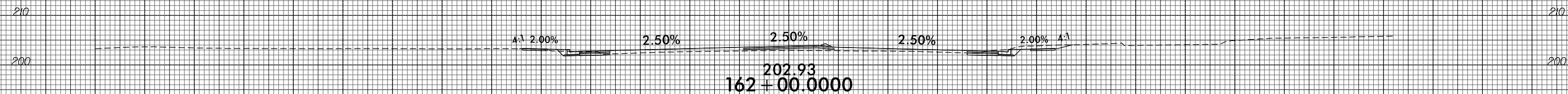
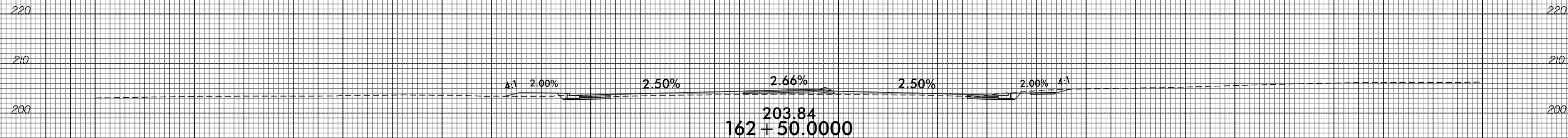
140 130 120 110 100 90 80 70 60 50 40 30 20 10 0 10 20 30 40 50 60 70 80 90 100 110 120 130 140



140 130 120 110 100 90 80 70 60 50 40 30 20 10 0 10 20 30 40 50 60 70 80 90 100 110 120 130 140

15-OCT-2024 01:51
P:\PROJECTS\U-4405B-rdy_xpl.dgn
\$\$\$\$\$

140 130 120 110 100 90 80 70 60 50 40 30 20 10 0 10 20 30 40 50 60 70 80 90 100 110 120 130 140



140 130 120 110 100 90 80 70 60 50 40 30 20 10 0 10 20 30 40 50 60 70 80 90 100 110 120 130 140

140 130 120 110 100 90 80 70 60 50 40 30 20 10 0 10 20 30 40 50 60 70 80 90 100 110 120 130 140

220 220

210 210

200 200

207.89
165 + 00.0000

4:1 2.00% 2.50% 2.50% 2.00%

220 220

210 210

200 200

207.27
164 + 50.0000

4:1 2.00% 2.50% 2.50% 2.00%

190 190

220 220

210 210

200 200

206.53
164 + 00.0000

4:1 2.00% 2.50% 1.07% 2.50% 2.00% 4:1

220 220

210 210

200 200

205.67
163 + 50.0000

4:1 2.00% 2.50% 1.21% 2.50% 2.00%

220 220

210 210

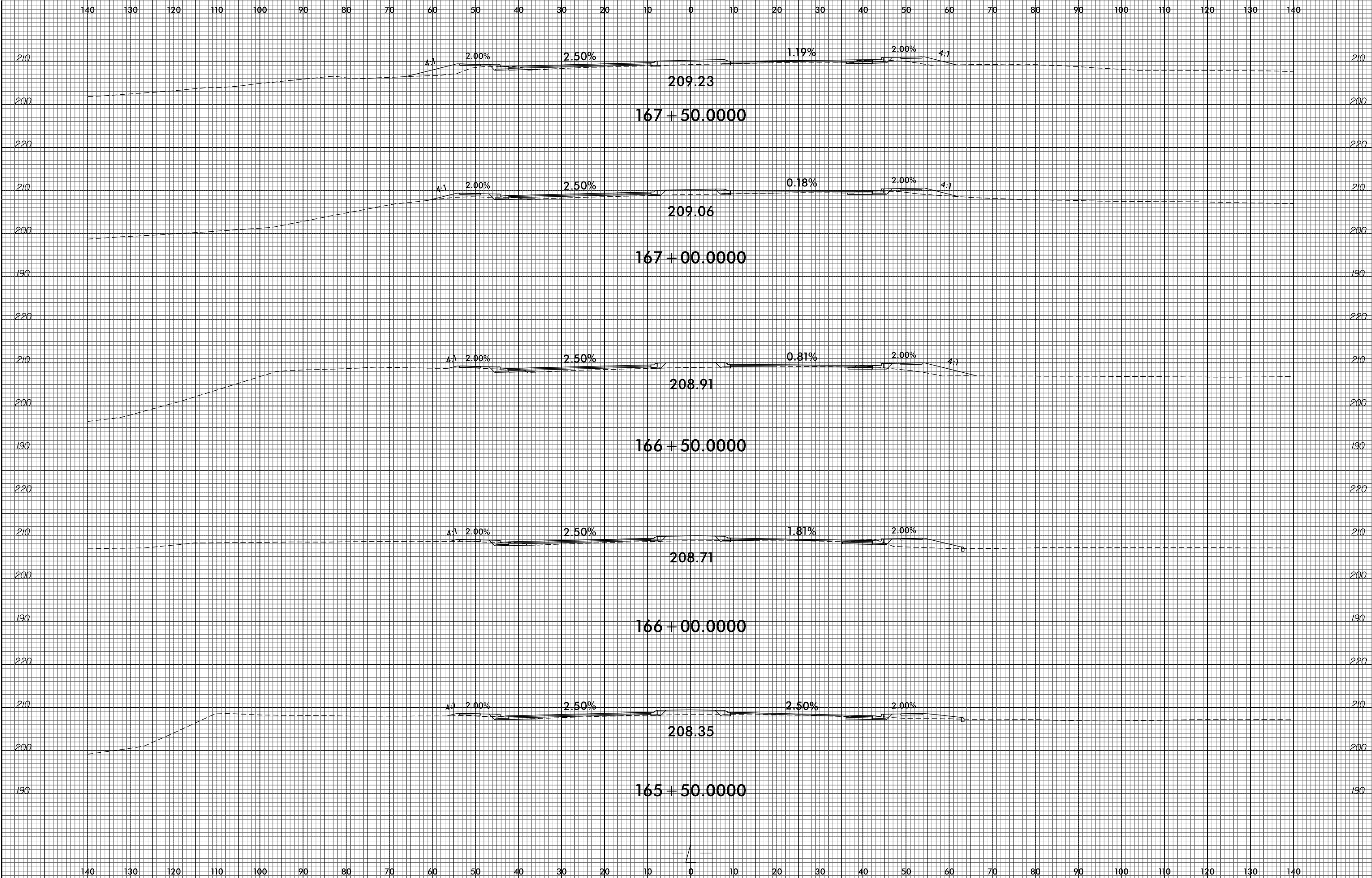
200 200

204.76
163 + 00.0000

4:1 2.00% 2.50% 1.37% 2.50% 2.00% 4:1

190 190

140 130 120 110 100 90 80 70 60 50 40 30 20 10 0 10 20 30 40 50 60 70 80 90 100 110 120 130 140



6/23/16



PROJ. REFERENCE NO.
U-4405B

SHEET NO.
X-23

140 130 120 110 100 90 80 70 60 50 40 30 20 10 0 10 20 30 40 50 60 70 80 90 100 110 120 130 140

220 220

210 210

200 200

220 220

210 210

200 200

220 220

210 210

200 200

220 220

210 210

200 200

220 220

210 210

200 200

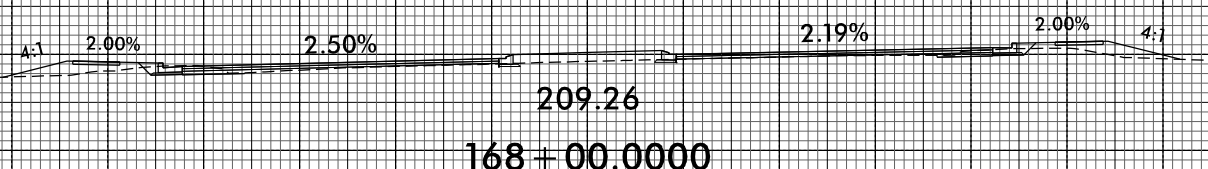
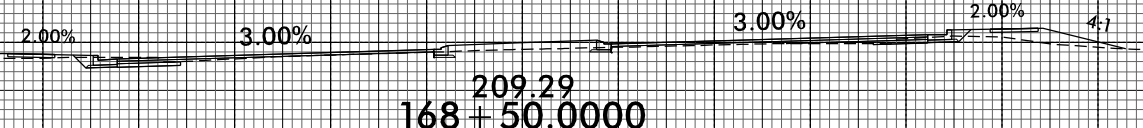
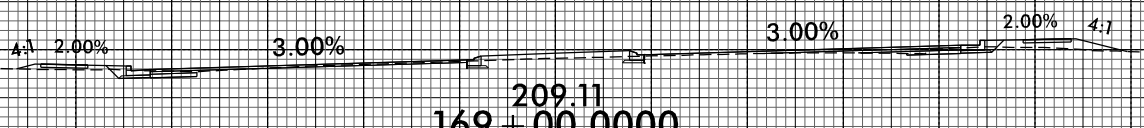
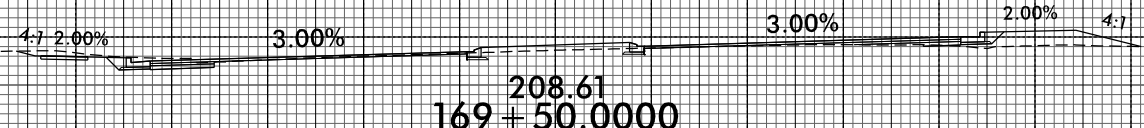

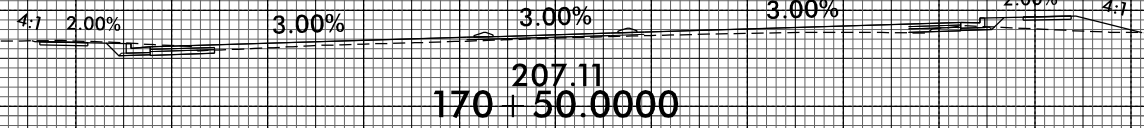
220 220

210 210

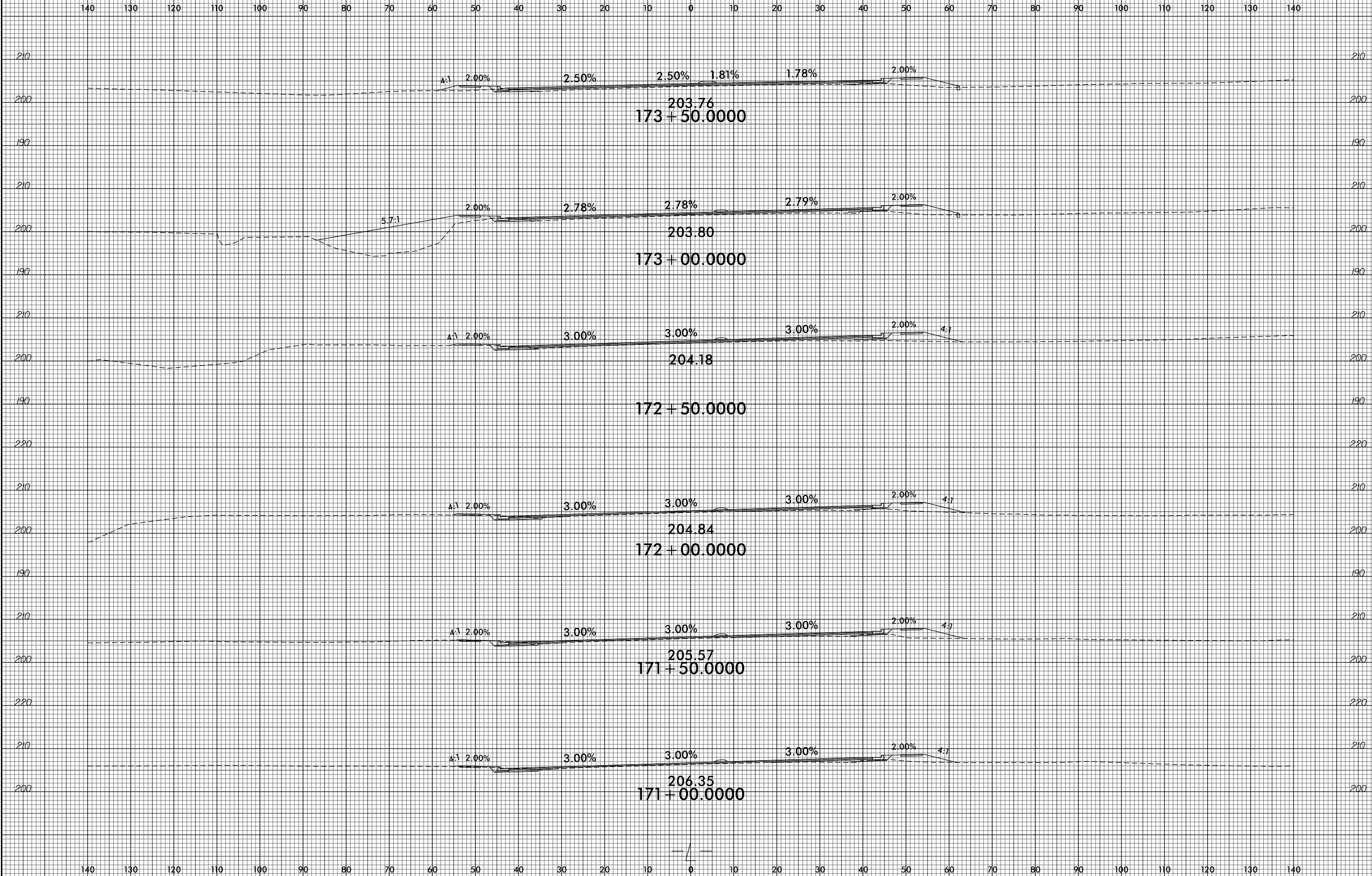
200 200

190 190

140 130 120 110 100 90 80 70 60 50 40 30 20 10 0 10 20 30 40 50 60 70 80 90 100 110 120 130 140



15-OCT-2024 01:51
F:\PROJECTS\X-23\U-4405B_rdy_xpl.dgn
\$\$\$\$\$



140 130 120 110 100 90 80 70 60 50 40 30 20 10 0 10 20 30 40 50 60 70 80 90 100 110 120 130 140

220 220

210 210

200 200

220 220

210 210

200 200

190 190

210 210

200 200

190 190

210 210

200 200

220 220

210 210

200 200

190 190

210 210

200 200

190 190

140 130 120 110 100 90 80 70 60 50 40 30 20 10 0 10 20 30 40 50 60 70 80 90 100 110 120 130 140

4:1 2.00% 2.50% 1.00% 2.50% 2.00% 4:1

205.90
176 + 50.0000

4:1 2.00% 2.50% 1.00% 2.50% 2.00% 4:1

205.49
176 + 00.0000

4:1 2.00% 2.50% 1.00% 2.22% 2.00% 4:1

205.04
175 + 50.0000

4:1 2.00% 2.50% 1.00% 1.22% 2.00% 4:1

204.68
175 + 00.0000

4:1 2.00% 2.50% 1.00% 0.22% 2.00% 4:1

204.35
174 + 50.0000

4:1 2.00% 2.50% 2.50% 1.00% 0.78% 2.00% 4:1

204.04
174 + 00.0000

6/23/16



PROJ. REFERENCE NO.
U-4405B

SHEET NO.
X-26

140 130 120 110 100 90 80 70 60 50 40 30 20 10 0 10 20 30 40 50 60 70 80 90 100 110 120 130 140

220 220

210 210

200 200

220 220

210 210

200 200

220 220

210 210

200 200

220 220

210 210

200 200

220 220

210 210

200 200

220 220

210 210

200 200

140 130 120 110 100 90 80 70 60 50 40 30 20 10 0 10 20 30 40 50 60 70 80 90 100 110 120 130 140

2.50% 2.50%

207.81
179 + 50.0000

2.50% 2.50%

207.66
179 + 00.0000

4:1 2.00% 2.50% 1.97% 2.50% 2.00% 4:1

207.38
178 + 50.0000

4:1 2.00% 2.50% 0.03% 2.50% 2.00%

207.01
178 + 00.0000

4:1 2.00% 2.50% 1.00% 2.50% 2.00% 4:1

206.62
177 + 50.0000

4:1 2.00% 2.50% 1.00% 2.50% 2.00% 4:1

206.29
177 + 00.0000

15-OCT-2024 01:51
F:\PROJECTS\X-26\U-4405B-rdy_xpl.dgn
\$\$\$\$SUBSERIAL\$\$\$\$

140 130 120 110 100 90 80 70 60 50 40 30 20 10 0 10 20 30 40 50 60 70 80 90 100 110 120 130 140

220 220

210 210

200 200

210 210

200 200

210 210

200 200

210 210

200 200

220 220

210 210

200 200

220 220

210 210

200 200

220 220

210 210

200 200

140 130 120 110 100 90 80 70 60 50 40 30 20 10 0 10 20 30 40 50 60 70 80 90 100 110 120 130 140

209.15
183 + 00.0000

209.00
182 + 50.0000

208.77
182 + 00.0000

208.60
181 + 50.0000

208.40
181 + 00.0000

208.20
180 + 50.0000

208.05
180 + 00.0000

4:1 2.00% 2.50% 1.50% 2.00% 2.50% 2.00%

2.00% 2.50% 1.50% 2.01% 2.50% 2.00%

2.00% 2.50% 1.50% 2.50% 2.00%


2.00% 2.50% 1.50% 2.50% 2.00%

4:1 2.00% 2.50% 1.50% 2.50% 2.00%

4:1 2.00% 2.50% 1.29% 2.50% 2.00%

4:1 2.00% 2.50% 0.71% 2.50% 2.00%

140 130 120 110 100 90 80 70 60 50 40 30 20 10 0 10 20 30 40 50 60 70 80 90 100 110 120 130 140



140 130 120 110 100 90 80 70 60 50 40 30 20 10 0 10 20 30 40 50 60 70 80 90 100 110 120 130 140

6/23/16



PROJ. REFERENCE NO.
U-4405B

SHEET NO.
X-29

140 130 120 110 100 90 80 70 60 50 40 30 20 10 0 10 20 30 40 50 60 70 80 90 100 110 120 130 140

220 220

210 210

200 200

220 220

210 210

200 200

220 220

210 210

200 200

220 220

210 210

200 200

210 210

200 200

210 210

200 200

220 220

210 210

200 200

140 130 120 110 100 90 80 70 60 50 40 30 20 10 0 10 20 30 40 50 60 70 80 90 100 110 120 130 140

210.87
190 + 00.0000

211.08
189 + 50.0000

211.25
189 + 00.0000

211.43
188 + 50.0000

211.53
188 + 00.0000

211.46
187 + 50.0000

211.38
187 + 00.0000

2.50%

2.50%

2.50%

2.50%

2.50%

2.50%

2.50%

2.50%

4:1 2.00%

2.50%

1.99%

2.50%

2.00%

4:1 2.00%

2.50%

0.76%

2.50%

2.00%

4:1 2.00%

2.50%

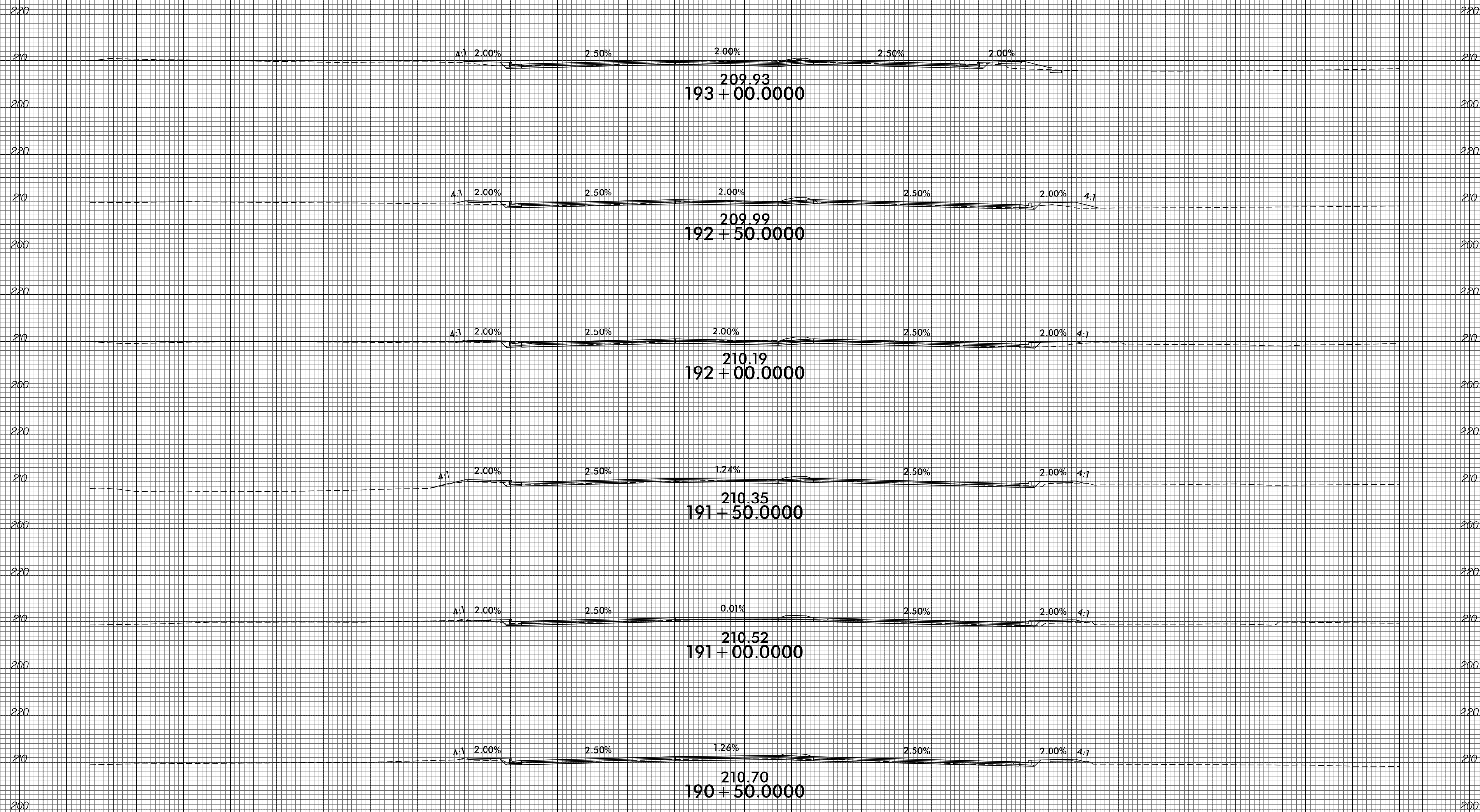
0.46%

2.50%

2.00%

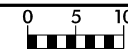
15-OCT-2024 01:51
P:\PROJECTS\2024\U-4405B-X-29.dgn

140 130 120 110 100 90 80 70 60 50 40 30 20 10 0 10 20 30 40 50 60 70 80 90 100 110 120 130 140



140 130 120 110 100 90 80 70 60 50 40 30 20 10 0 10 20 30 40 50 60 70 80 90 100 110 120 130 140

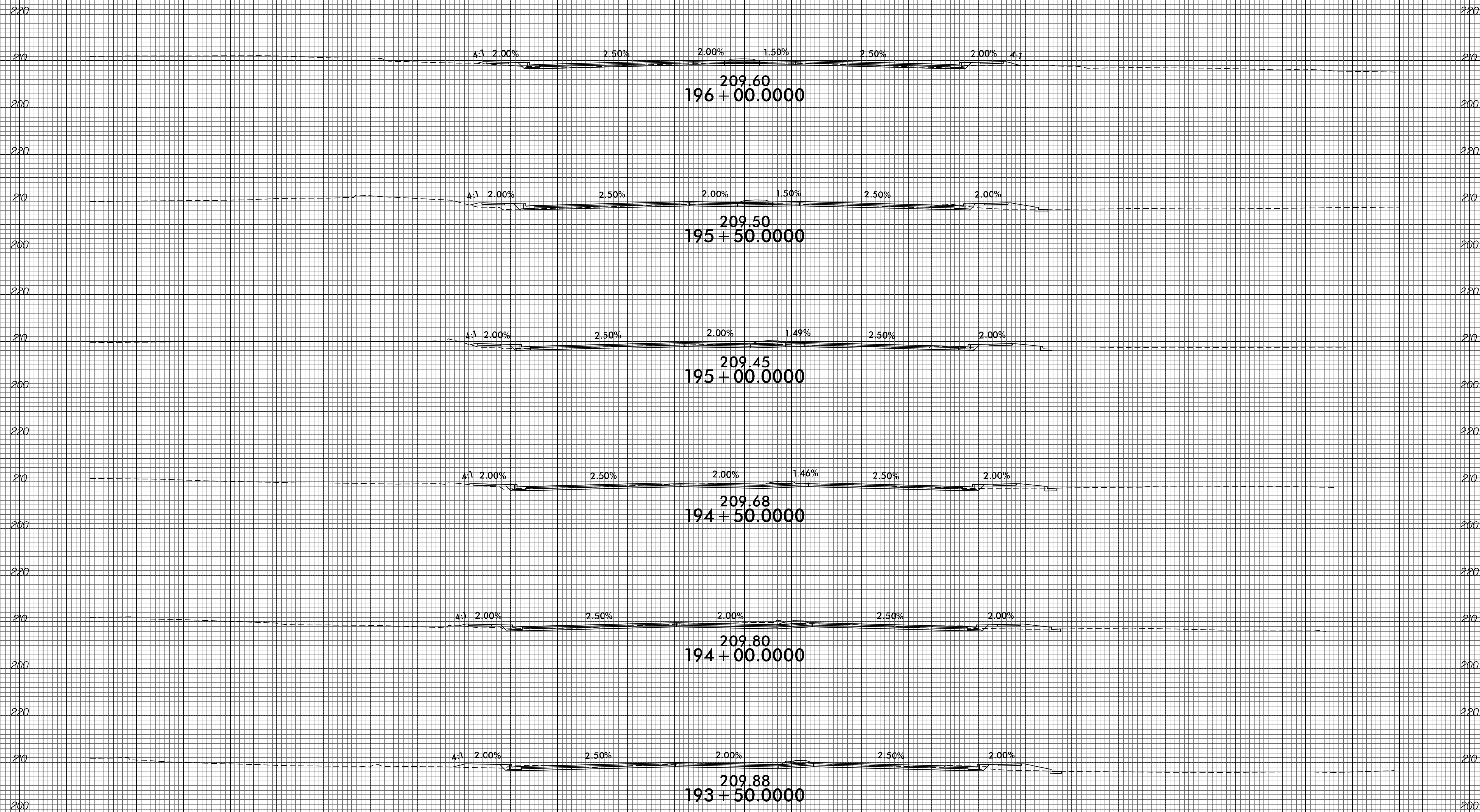
6/23/16



PROJ. REFERENCE NO.
U-4405B

SHEET NO.
X-31

140 130 120 110 100 90 80 70 60 50 40 30 20 10 0 10 20 30 40 50 60 70 80 90 100 110 120 130 140



15-OCT-2024 01:51
F:\PROJECTS\U-4405B-rdy_xpl.dgn
\$\$\$\$\$

140 130 120 110 100 90 80 70 60 50 40 30 20 10 0 10 20 30 40 50 60 70 80 90 100 110 120 130 140

140 130 120 110 100 90 80 70 60 50 40 30 20 10 0 10 20 30 40 50 60 70 80 90 100 110 120 130 140

220 220

210 210

209.38
199 + 00.0000

200 200

220 220

210 210

209.42
198 + 50.0000

200 200

220 220

210 210

209.49
198 + 00.0000

200 200

220 220

210 210

209.54
197 + 50.0000

200 200

220 220

210 210

209.57
197 + 00.0000

200 200

220 220

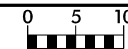
210 210

209.56
196 + 50.0000

200 200

140 130 120 110 100 90 80 70 60 50 40 30 20 10 0 10 20 30 40 50 60 70 80 90 100 110 120 130 140


6/23/16



PROJ. REFERENCE NO.
U-4405B

SHEET NO.
X-33

140 130 120 110 100 90 80 70 60 50 40 30 20 10 0 10 20 30 40 50 60 70 80 90 100 110 120 130 140



15-OCT-2024 01:51
F:\PROJECTS\XEC\U4405B_rdy_xpl.dgn
\$\$\$\$\$

140 130 120 110 100 90 80 70 60 50 40 30 20 10 0 10 20 30 40 50 60 70 80 90 100 110 120 130 140

140 130 120 110 100 90 80 70 60 50 40 30 20 10 0 10 20 30 40 50 60 70 80 90 100 110 120 130 140

220

220

210

210

200

200

220

220

210

210

200

200

220

220

210

210

200

200

220

220

210

210

200

200

140 130 120 110 100 90 80 70 60 50 40 30 20 10 0 10 20 30 40 50 60 70 80 90 100 110 120 130 140

2.50%

1.50%

2.50%

209.21
204 + 00.0000

2.50%

1.50%

2.50%

209.13
203 + 50.0000

4:1 2.00%

2.50%

2.50%

2.00% 4:1

209.11
203 + 00.0000

4:1 2.00%

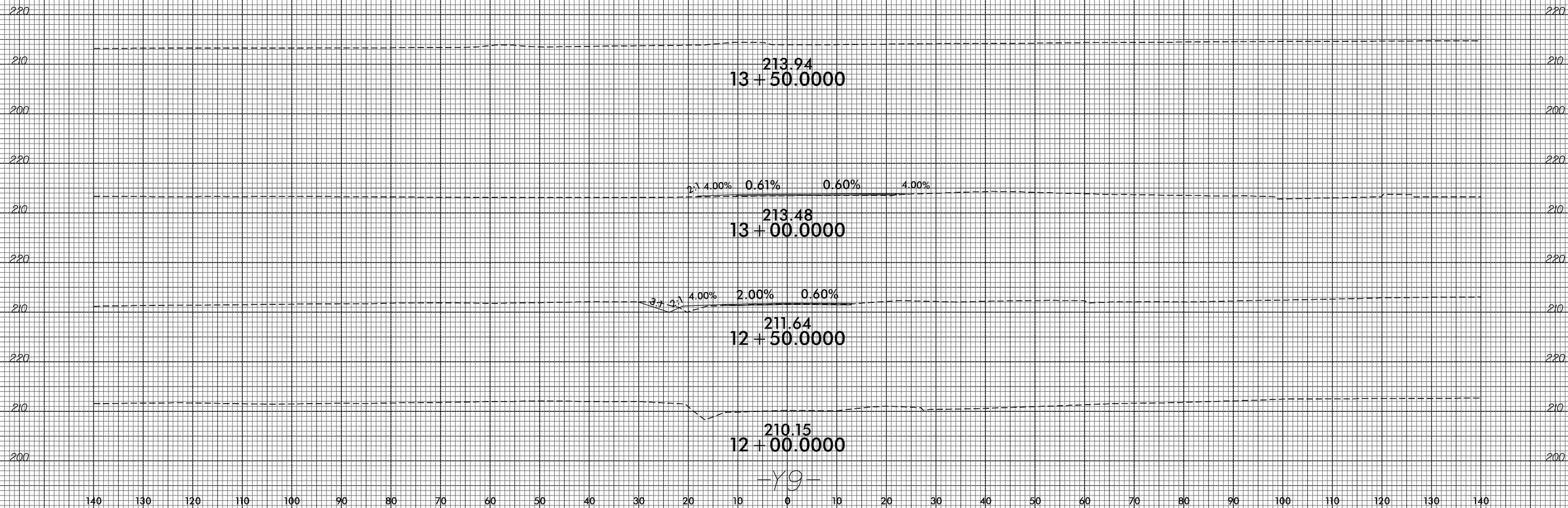
2.50%

2.50%

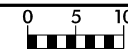
2.00% 4:1

209.05
202 + 50.0000

140 130 120 110 100 90 80 70 60 50 40 30 20 10 0 10 20 30 40 50 60 70 80 90 100 110 120 130 140



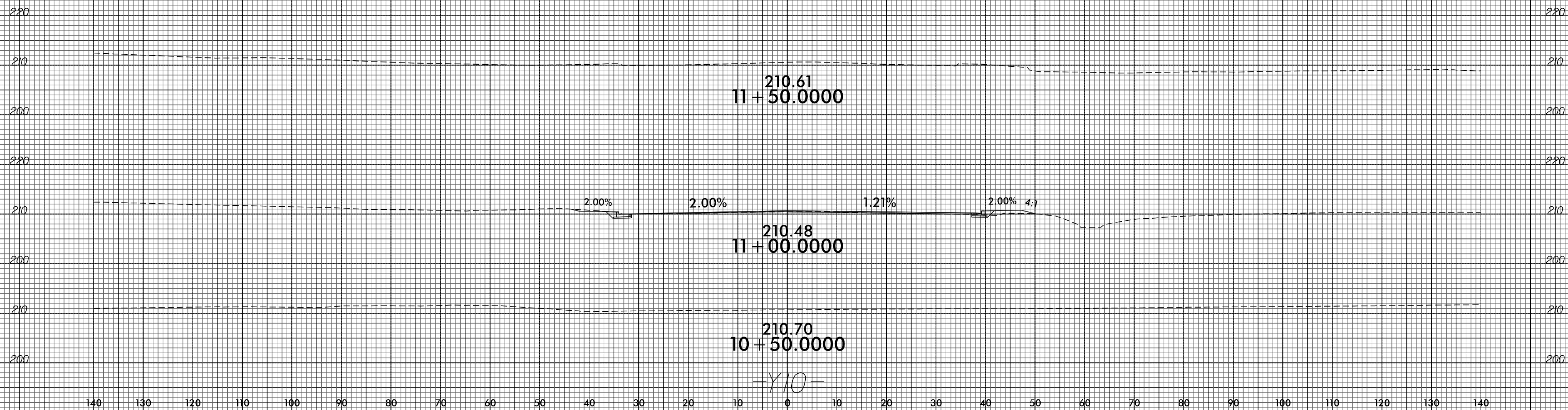
6/23/16



PROJ. REFERENCE NO.
U-4405B

SHEET NO.
X-36

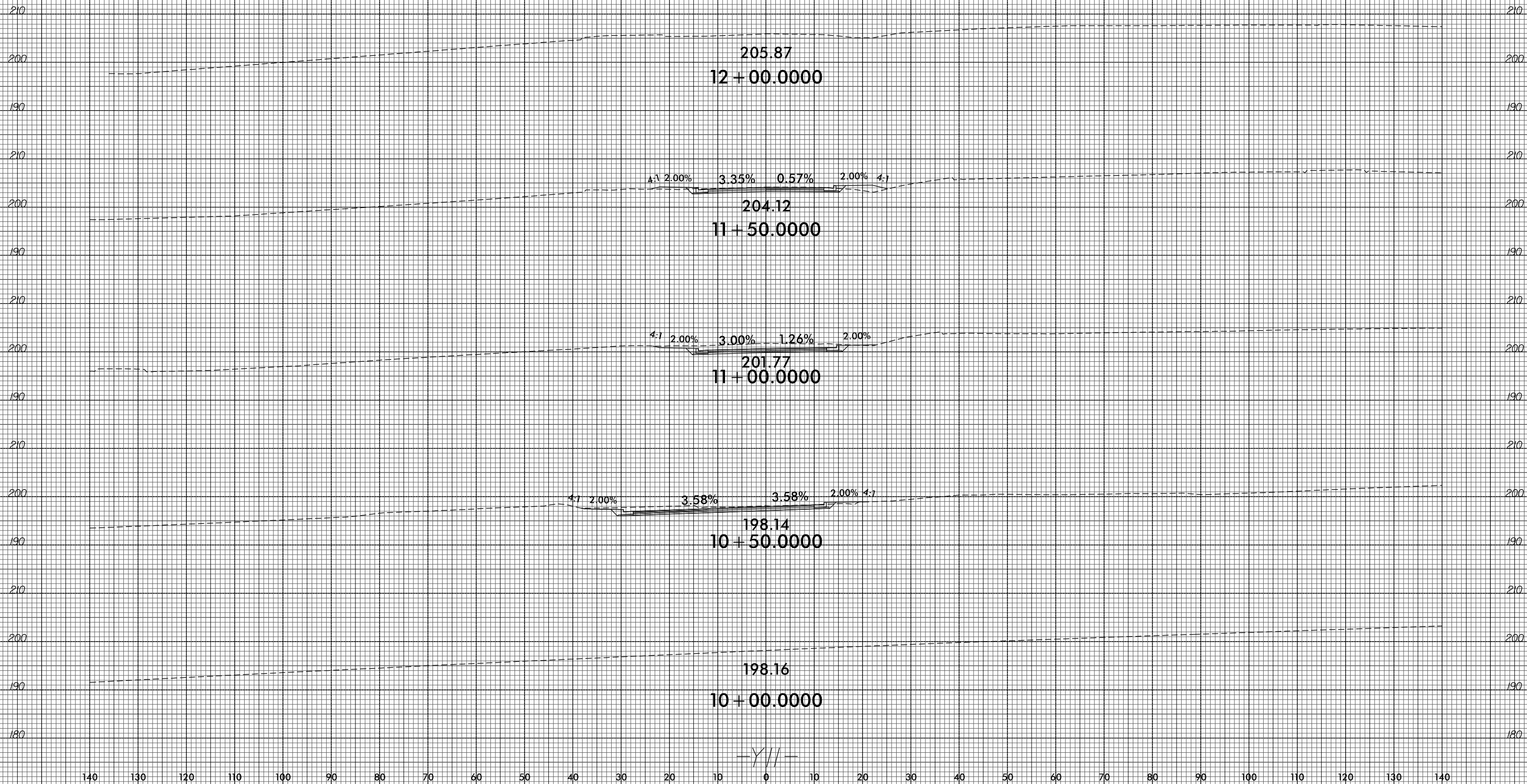
140 130 120 110 100 90 80 70 60 50 40 30 20 10 0 10 20 30 40 50 60 70 80 90 100 110 120 130 140



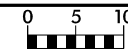
15-OCT-2024 01:51
F:\PROJECTS\U-4405B-rdy_xpl.dgn
\$\$\$\$SUBSERIAL\$\$\$\$

140 130 120 110 100 90 80 70 60 50 40 30 20 10 0 10 20 30 40 50 60 70 80 90 100 110 120 130 140

140 130 120 110 100 90 80 70 60 50 40 30 20 10 0 10 20 30 40 50 60 70 80 90 100 110 120 130 140

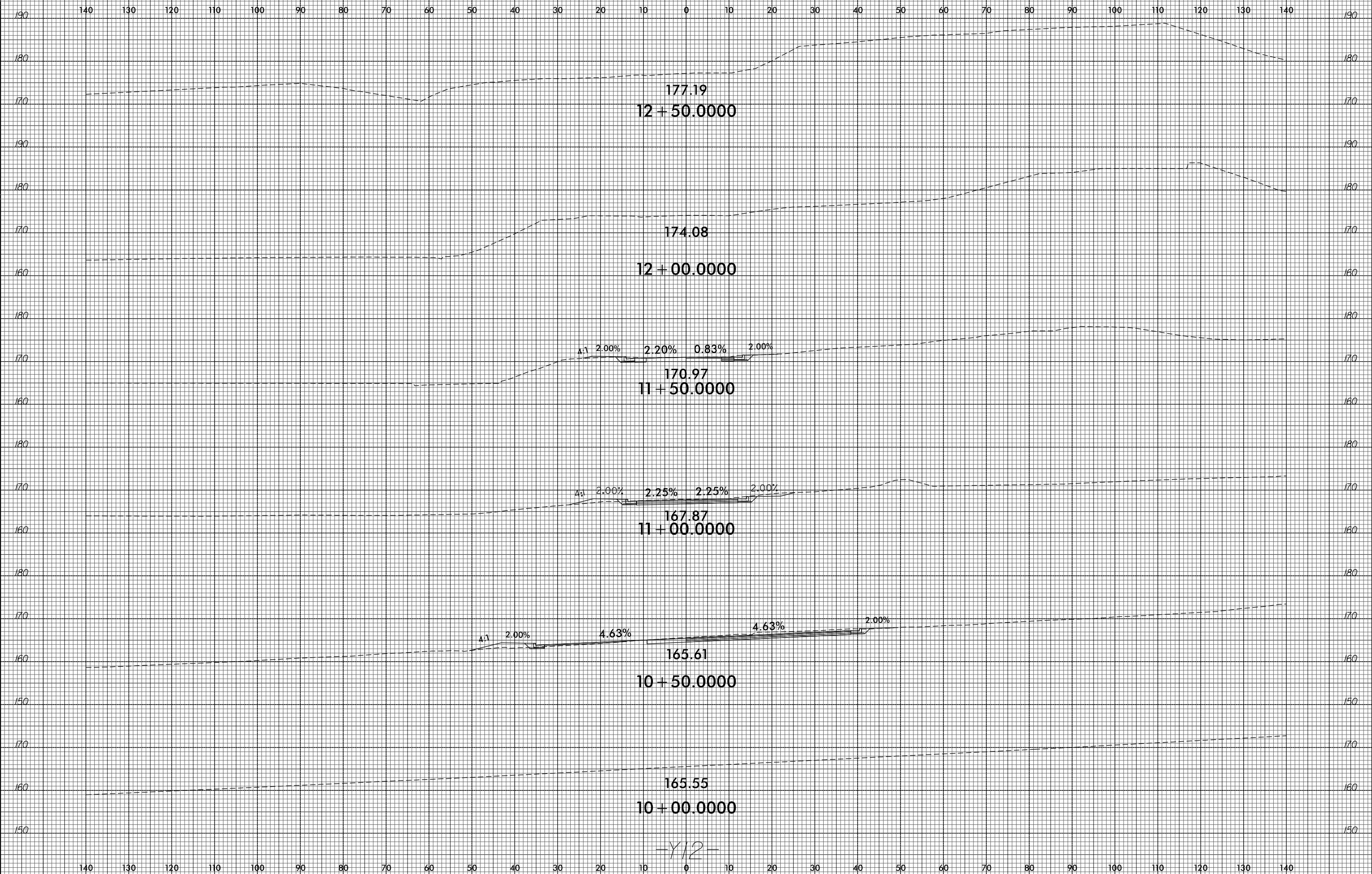


6/23/16



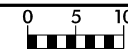
PROJ. REFERENCE NO.
U-4405B

SHEET NO.
X-38



15-OCT-2024 01:51
 P:\PROJECTS\U-4405B-rdy_xpl.dgn
 \$\$\$SUBSERIAL\$\$\$

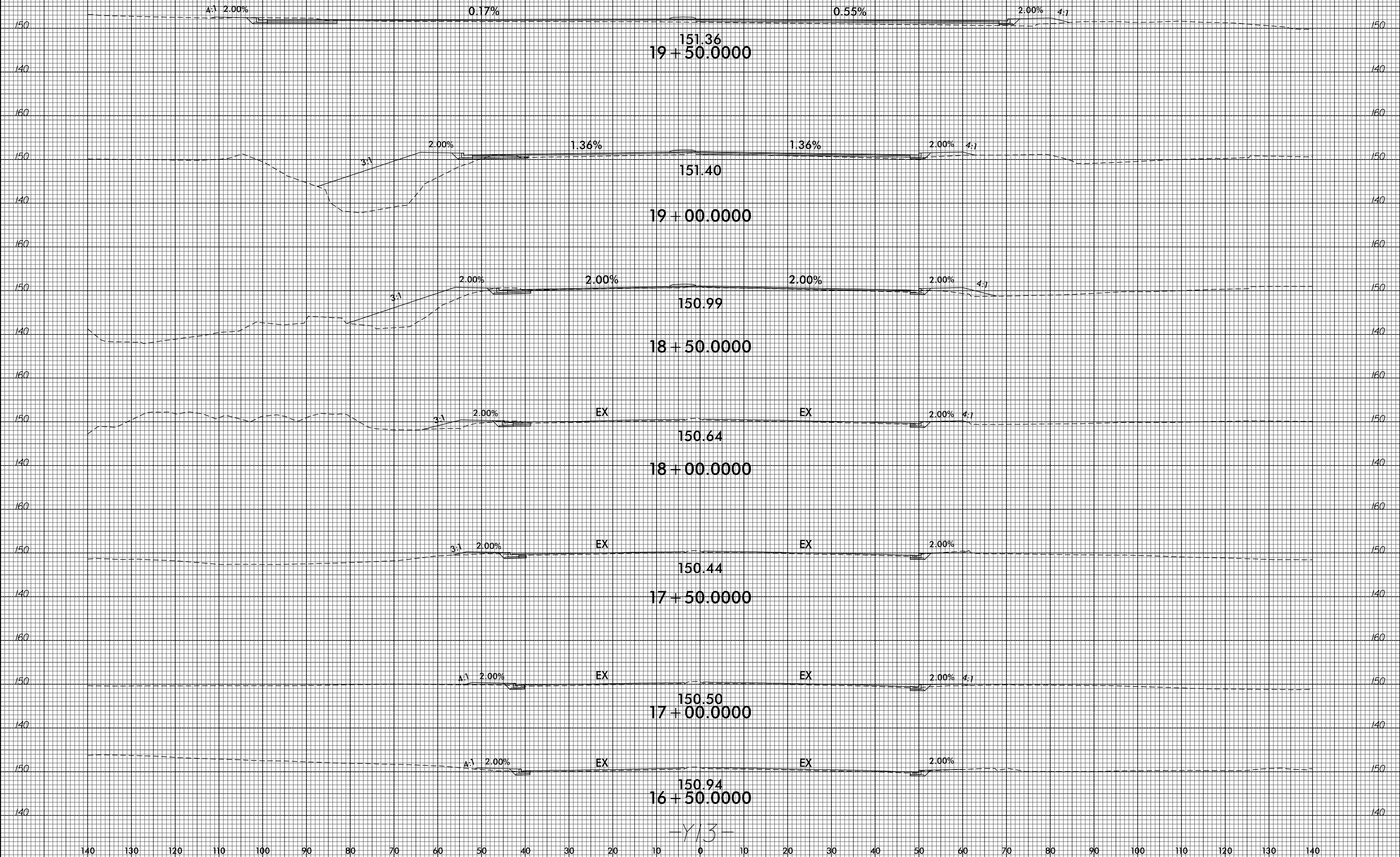
6/23/16



PROJ. REFERENCE NO.
U-4405B

SHEET NO.
X-39

140 130 120 110 100 90 80 70 60 50 40 30 20 10 0 10 20 30 40 50 60 70 80 90 100 110 120 130 140



-Y13-

15-OCT-2024 01:51
F:\PROJECTS\U-4405B-r.dwg_xpl.dgn
\$\$\$\$\$

140 130 120 110 100 90 80 70 60 50 40 30 20 10 0 10 20 30 40 50 60 70 80 90 100 110 120 130 140

160
150
140

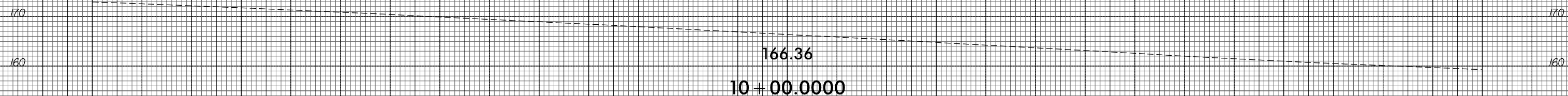
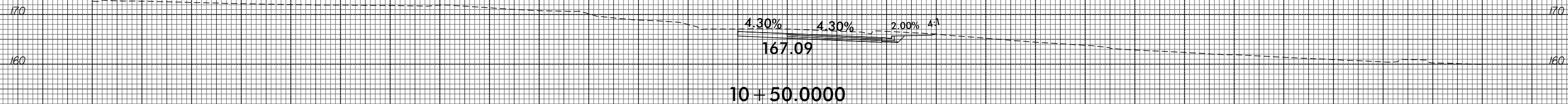
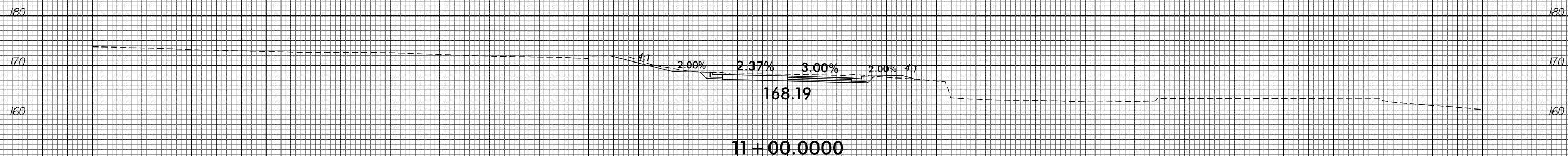
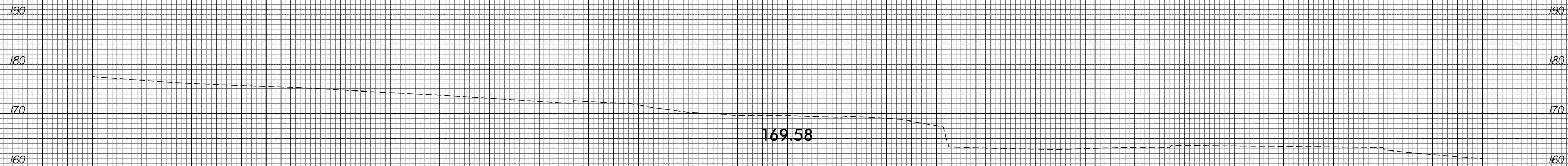
160
150
140

150.37
20+00.0000

-Y13-

140 130 120 110 100 90 80 70 60 50 40 30 20 10 0 10 20 30 40 50 60 70 80 90 100 110 120 130 140

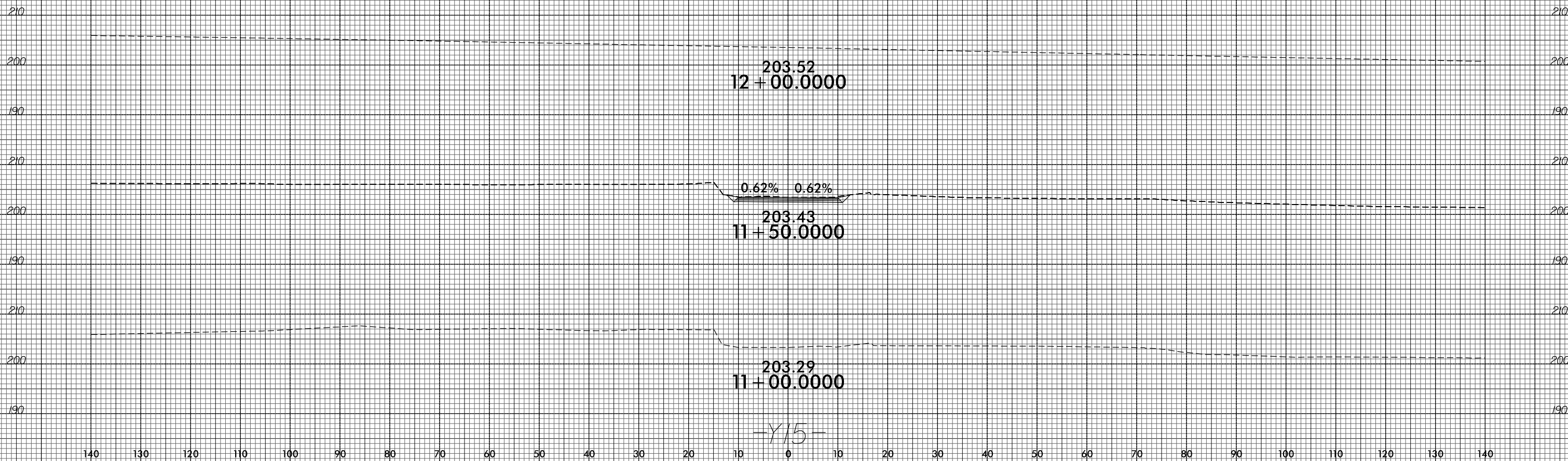
140 130 120 110 100 90 80 70 60 50 40 30 20 10 0 10 20 30 40 50 60 70 80 90 100 110 120 130 140



-Y14-

140 130 120 110 100 90 80 70 60 50 40 30 20 10 0 10 20 30 40 50 60 70 80 90 100 110 120 130 140

140 130 120 110 100 90 80 70 60 50 40 30 20 10 0 10 20 30 40 50 60 70 80 90 100 110 120 130 140



140 130 120 110 100 90 80 70 60 50 40 30 20 10 0 10 20 30 40 50 60 70 80 90 100 110 120 130 140

210 210

200 200

220 220

210 210

200 200

220 220

210 210

200 200

220 220

210 210

200 200

210 210

200 200

210 210

200 200

208.98
12 + 00.0000

2.4 4.00% 0.90% 1.89%

209.00
11 + 50.0000

2.4 4.00% 2.00% 0.75% 2.00% 4.1

208.67
11 + 00.0000

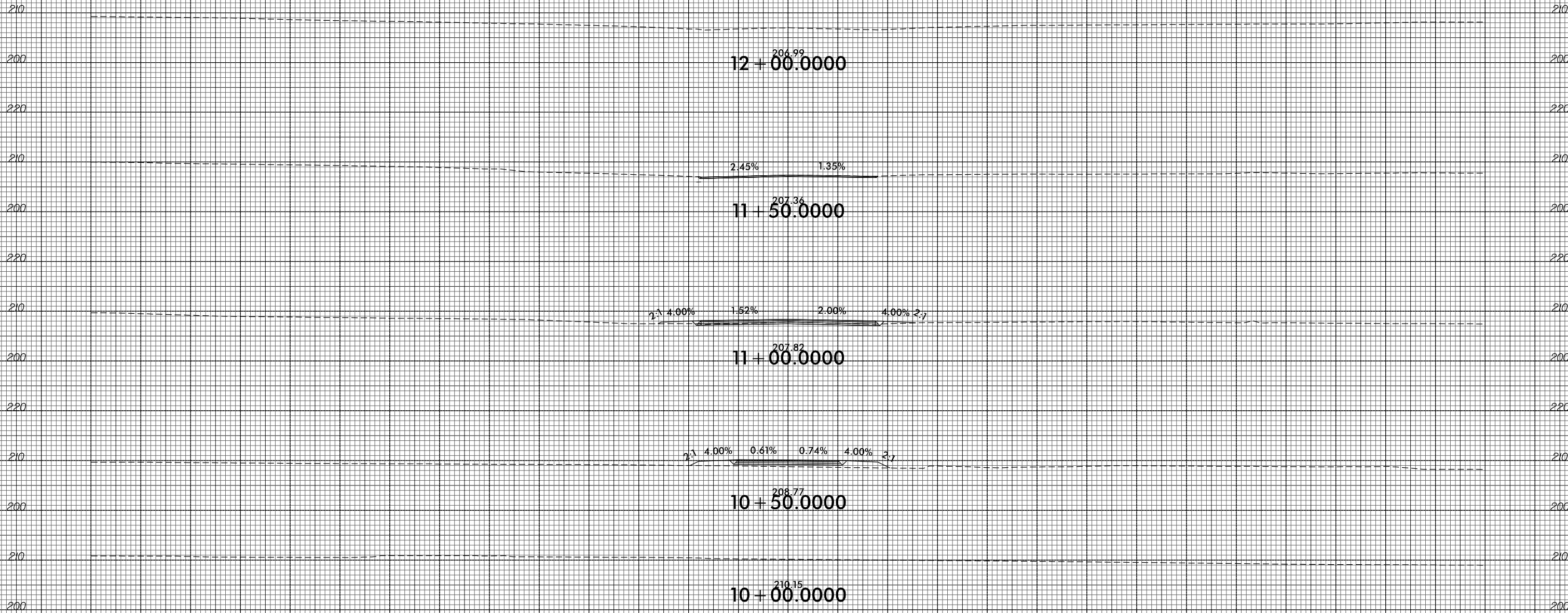
2.00% 1.49% 1.13% 2.00%

208.53
10 + 50.0000

208.25
10 + 00.0000

-Y16-

140 130 120 110 100 90 80 70 60 50 40 30 20 10 0 10 20 30 40 50 60 70 80 90 100 110 120 130 140



10+00.0000
210.15
-Y18-

140 130 120 110 100 90 80 70 60 50 40 30 20 10 0 10 20 30 40 50 60 70 80 90 100 110 120 130 140

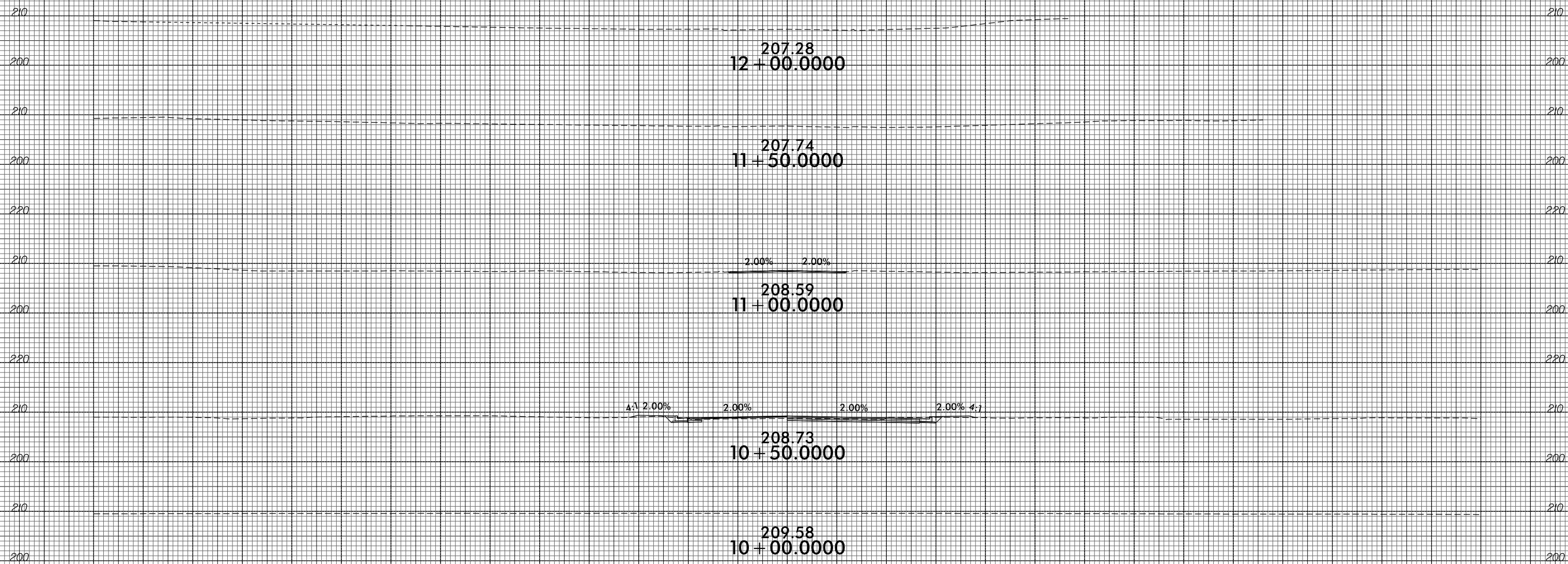
6/23/16



PROJ. REFERENCE NO.
U-4405B

SHEET NO.
X-45

140 130 120 110 100 90 80 70 60 50 40 30 20 10 0 10 20 30 40 50 60 70 80 90 100 110 120 130 140



140 130 120 110 100 90 80 70 60 50 40 30 20 10 0 10 20 30 40 50 60 70 80 90 100 110 120 130 140

15-OCT-2024 01:51
F:\PROJECTS\X-45\U-4405B_rdy_xpl.dgn
\$\$\$\$\$

-Y21-