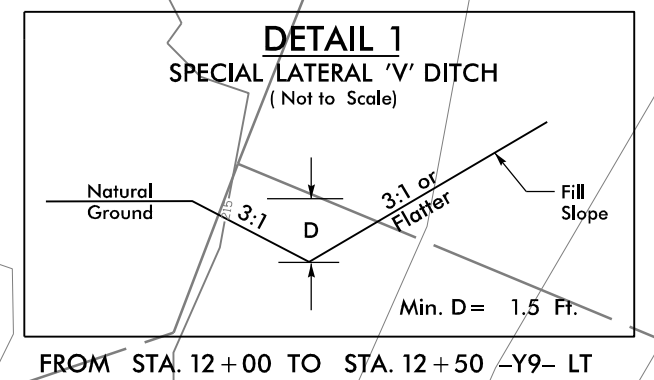


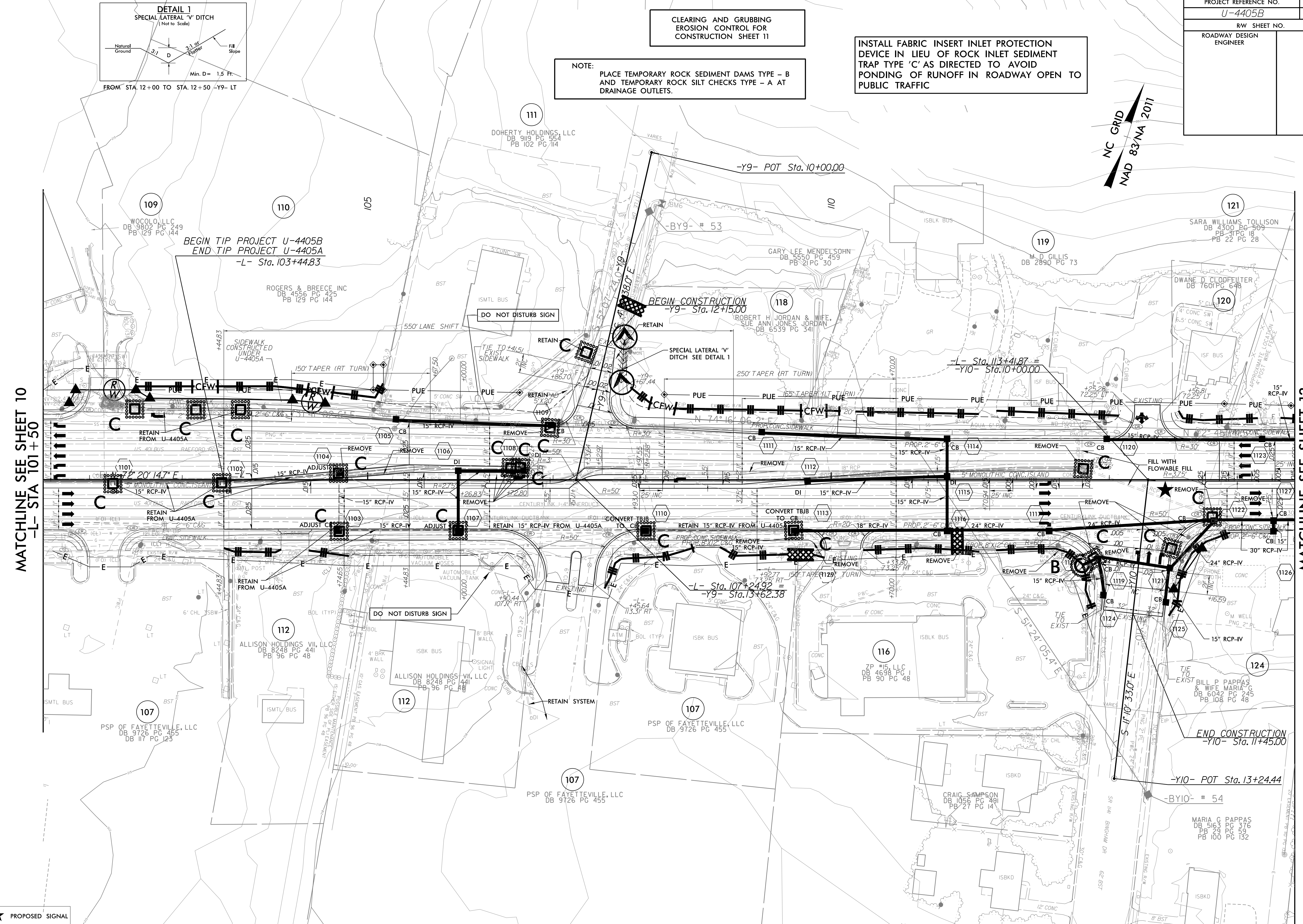

PROJECT REFERENCE NO. U-4405B	SHEET NO. EC-4/CONST.11
RW SHEET NO.	
ROADWAY DESIGN ENGINEER	HYDRAULICS ENGINEER



CLEARING AND GRUBBING
EROSION CONTROL FOR
CONSTRUCTION SHEET 11

INSTALL FABRIC INSERT INLET PROTECTION
DEVICE IN LIEU OF ROCK INLET SEDIMENT
TRAP TYPE 'C' AS DIRECTED TO AVOID
PONDING OF RUNOFF IN ROADWAY OPEN TO
PUBLIC TRAFFIC

NOTE:
PLACE TEMPORARY ROCK SEDIMENT DAMS TYPE - B
AND TEMPORARY ROCK SILT CHECKS TYPE - A AT
DRAINAGE OUTLETS.



MATCHLINE SEE SHEET 10
-L- STA 101 + 50

MATCHLINE SEE SHEET 12
-L- STA 115 + 00

★ PROPOSED SIGNAL

▬ PROP CONC SIDEWALK

** A DESIGN EXCEPTION FOR LANE WIDTH IS
REQUIRED FOR -L- STA. 38 + 95.00 TO -L- 319 + 95.00

NOTE: SEE SHEET 36 FOR -L- PROFILE
SEE SHEET 47 FOR -Y9- PROFILE
SEE SHEET 47 FOR -Y10- PROFILE

REVISIONS

8/17/09

10/8/2024
U-4405B_REU_EC_psh_11.dgn
11/11/2024