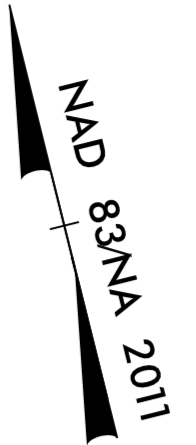


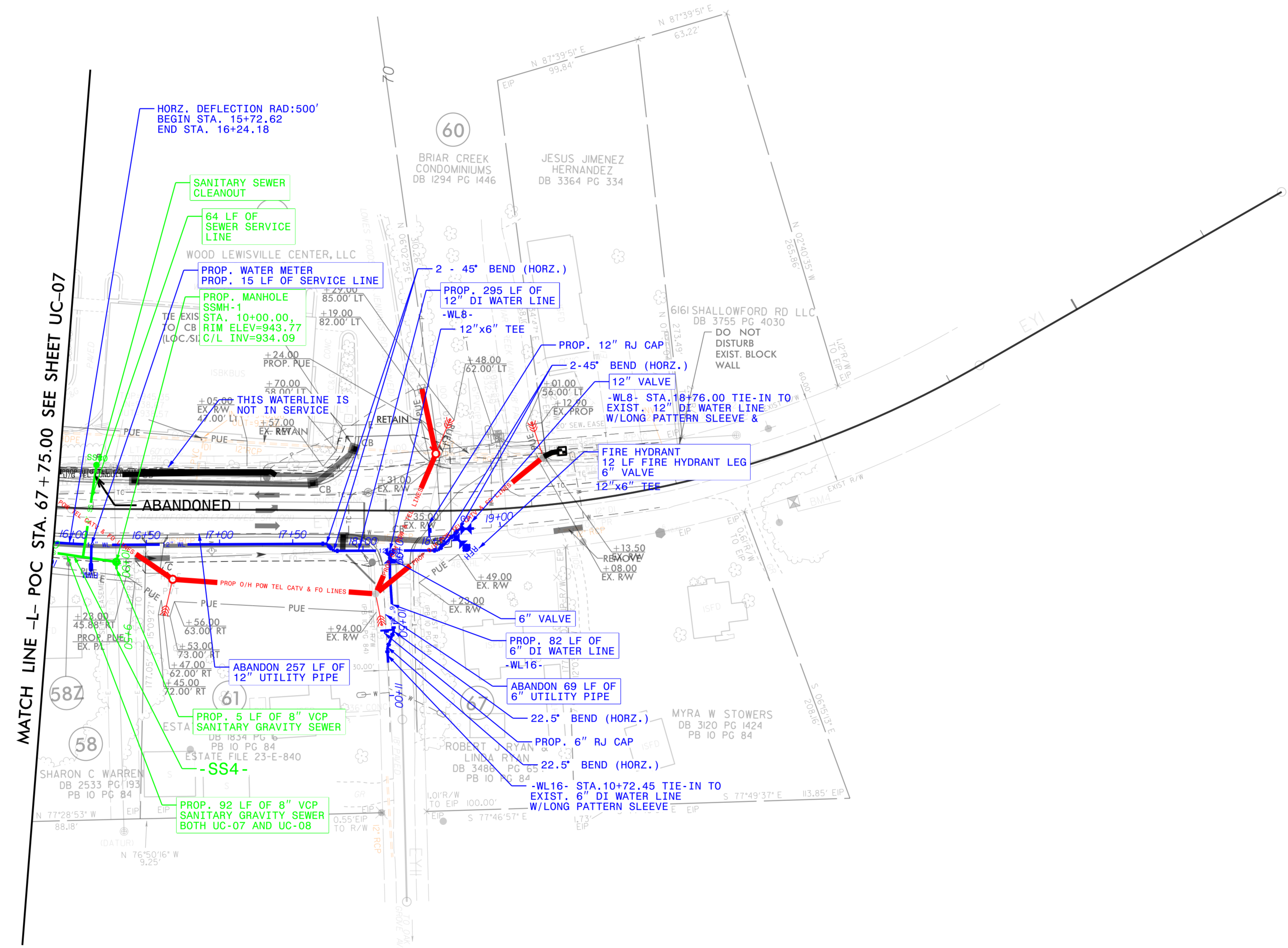
8/17/19

PROJECT REFERENCE NO. U-5536	SHEET NO. UC-08
DESIGNED BY: PRJ	
DRAWN BY: SSM	
CHECKED BY: MAP	
APPROVED BY:	
REVISED:	
NORTH CAROLINA DEPARTMENT OF TRANSPORTATION UTILITIES ENGINEERING SEC. PHONE: (919) 707-6690 FAX: (919) 250-4151	



UTILITY CONSTRUCTION

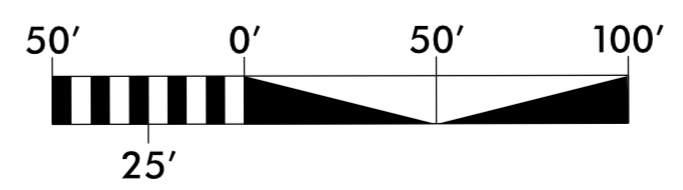
**DOCUMENT NOT CONSIDERED FINAL
UNLESS ALL SIGNATURES COMPLETED**



MATCH LINE -L- POC STA. 67+75.00 SEE SHEET UC-07

SEE SHEET UC-14 FOR -WL8 PROFILE
SEE SHEET UC-16 FOR -WL18 PROFILE
SEE SHEET UC-21 FOR -SS4- PROFILE

THE ESTIMATED QUANTITY OF DUCTILE IRON WATER PIPE FITTINGS ON THIS PLAN SHEET IS 2,526 POUNDS. THE ACTUAL QUANTITY AND TYPE OF FITTINGS WILL VARY BASED ON FIELD CONDITIONS.



PLAN : 1"=50'

-SYSTEME-N\U5536-ut-UC08_psh.dgn
USER: MPEGS

Approval of these water & sanitary sewer plans does not constitute approval for construction. Approval of construction must be in formal written agreement. Failure to obtain such agreement prior to beginning of construction will relieve the City of any financial participation in this project whatsoever.

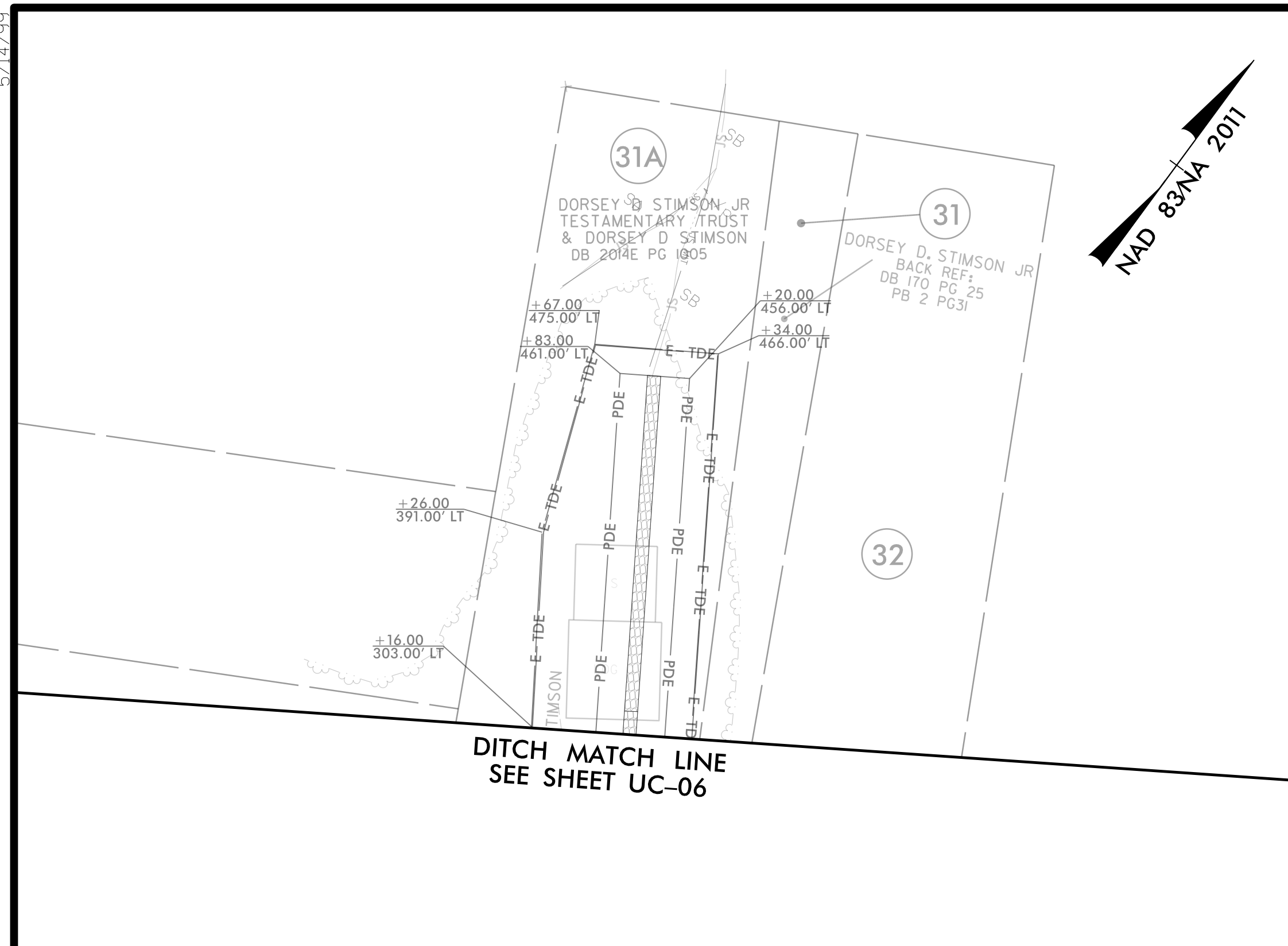
City of Winston-Salem
Todd Lewis

UTILITY DESIGN APPROVED	
Water & Sewer	
Designed by: <u>Michael Steyer</u>	11/6/2024
Checked by: <u>William Perceval</u>	Date
Approval by the Utilities Director of the water and sewer infrastructure depicted in these plans does not constitute approval for any other purpose than that set forth in Section 64 of the Water System Policy and Section 36 of the Sewer System Policy of the City/County Utility Commission. To the extent other permits, licenses, permissions or the like must be obtained to complete this project, such are specifically not granted by this approval and must be obtained by the Developer and/or his designee.	

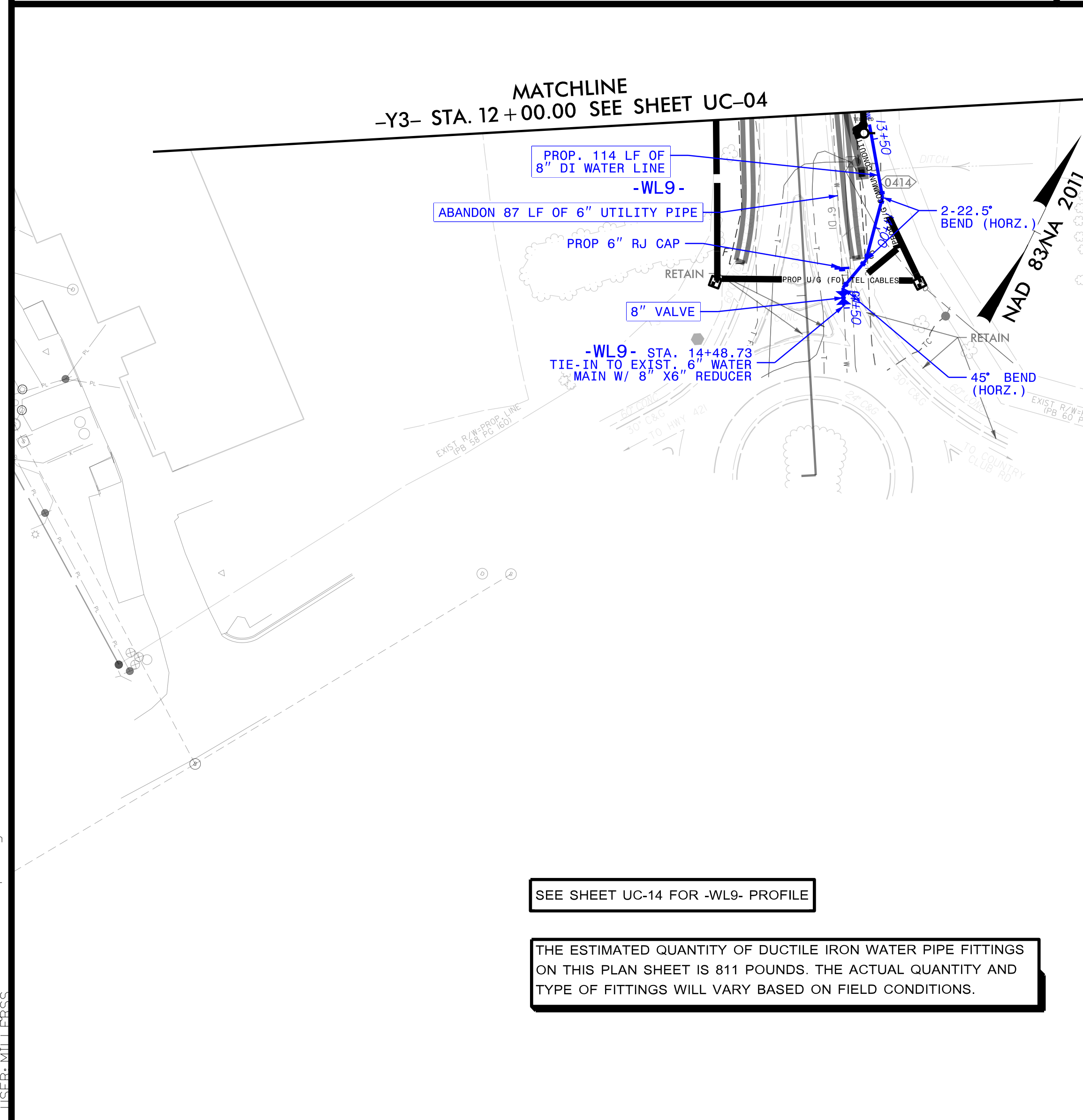
PROJECT REFERENCE NO.	SHEET NO.
U-5536	UC-09
DESIGNED BY: PRJ	
DRAWN BY: SSM	
CHECKED BY: MAP	
APPROVED BY:	
REVISED:	NORTH CAROLINA DEPARTMENT OF TRANSPORTATION
UTILITIES ENGINEERING SEC. PHONE: (919) 707-6690 FAX: (919) 250-4151	UTILITY CONSTRUCTION PLANS ONLY

UTILITY CONSTRUCTION

DOCUMENT NOT CONSIDERED FINAL UNLESS ALL SIGNATURES COMPLETED

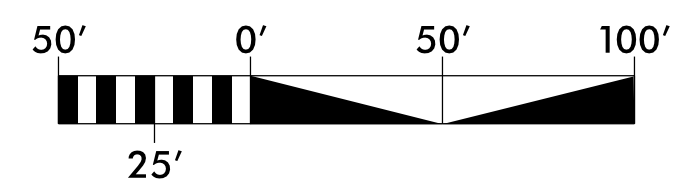
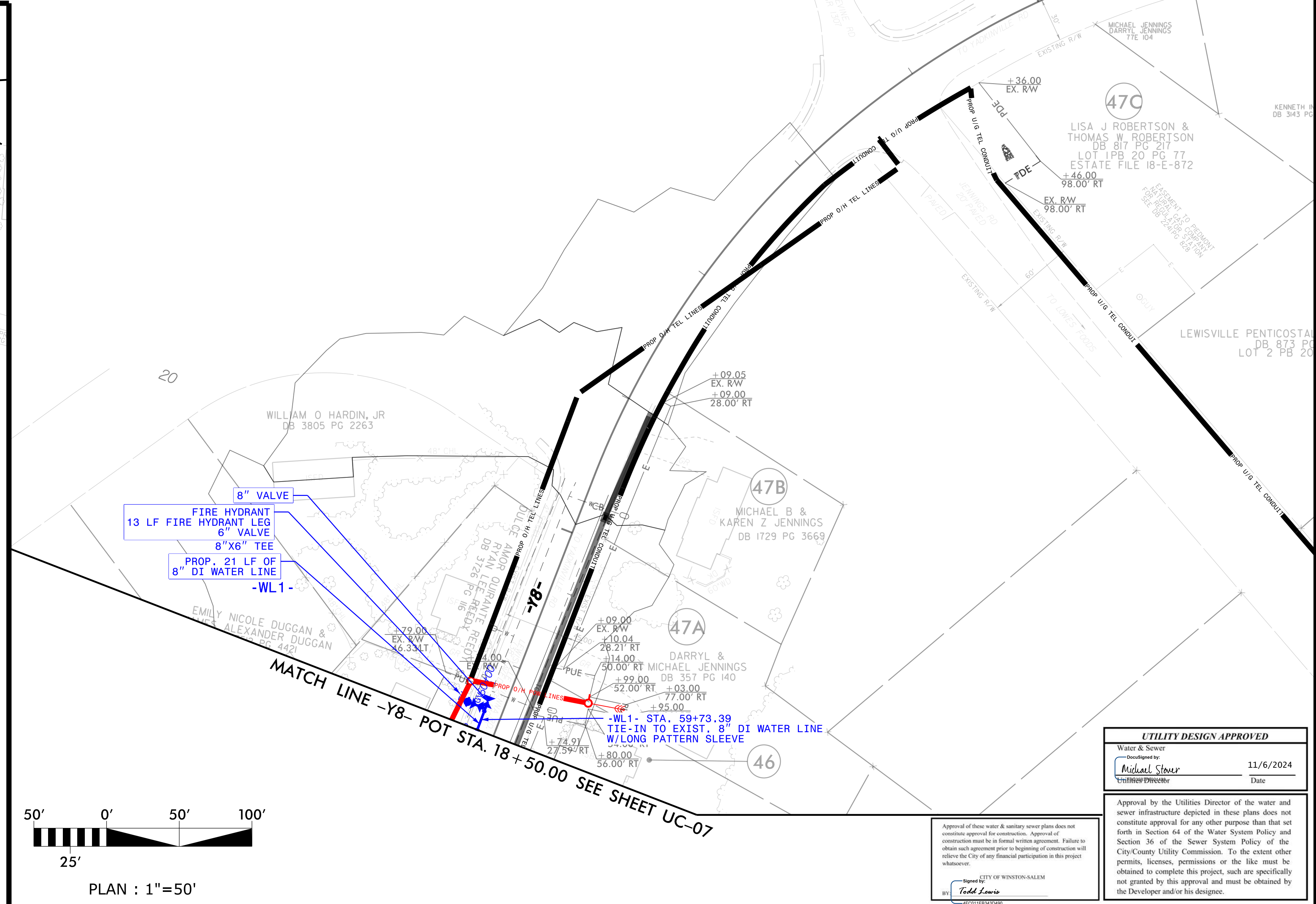


SEE SHEET UC-11 FOR -WL1- PROFILE



SEE SHEET UC-14 FOR -WL9- PROFILE

THE ESTIMATED QUANTITY OF DUCTILE IRON WATER PIPE FITTINGS ON THIS PLAN SHEET IS 811 POUNDS. THE ACTUAL QUANTITY AND TYPE OF FITTINGS WILL VARY BASED ON FIELD CONDITIONS.



PLAN : 1"=50'

UTILITY DESIGN APPROVED

Water & Sewer
 Designed by: Michael Stover
 Engineer/Designer
 Date: 11/6/2024

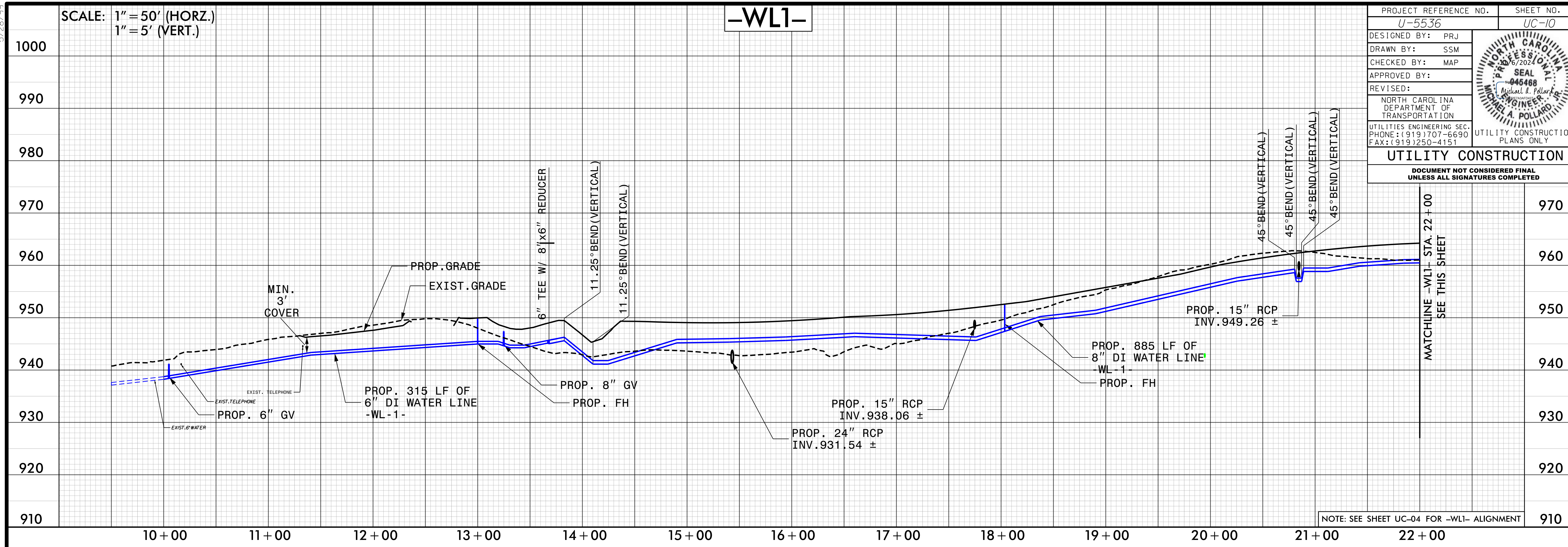
Approval by the Utilities Director of the water and sewer infrastructure depicted in these plans does not constitute approval for any other purpose than that set forth in Section 64 of the Water System Policy and Section 36 of the Sewer System Policy of the City/County Utility Commission. To the extent other permits, licenses, permissions or the like must be obtained to complete this project, such are specifically not granted by this approval and must be obtained by the Developer and/or his designee.

CITY OF WINSTON-SALEM
 Utilities Director
Todd Lewis

Approval of these water & sanitary sewer plans does not constitute approval for construction. Approval of construction must be in formal written agreement. Failure to obtain such agreement prior to beginning of construction will relieve the City of any financial participation in this project whatsoever.

SYSTEM: SUBE536.ut-UC09.psh.dgn

5/28/24



PROJECT REFERENCE NO. U-5536 SHEET NO. UC-10

DESIGNED BY: PRJ
DRAWN BY: SSM
CHECKED BY: MAP
APPROVED BY:

UTILITIES ENGINEERING SEC. PHONE: (919) 707-6690 FAX: (919) 250-4151

UTILITY CONSTRUCTION PLANS ONLY

UTILITY DESIGN APPROVED

Water & Sewer
Designed by: *Michael Stover* 11/7/2024
Date

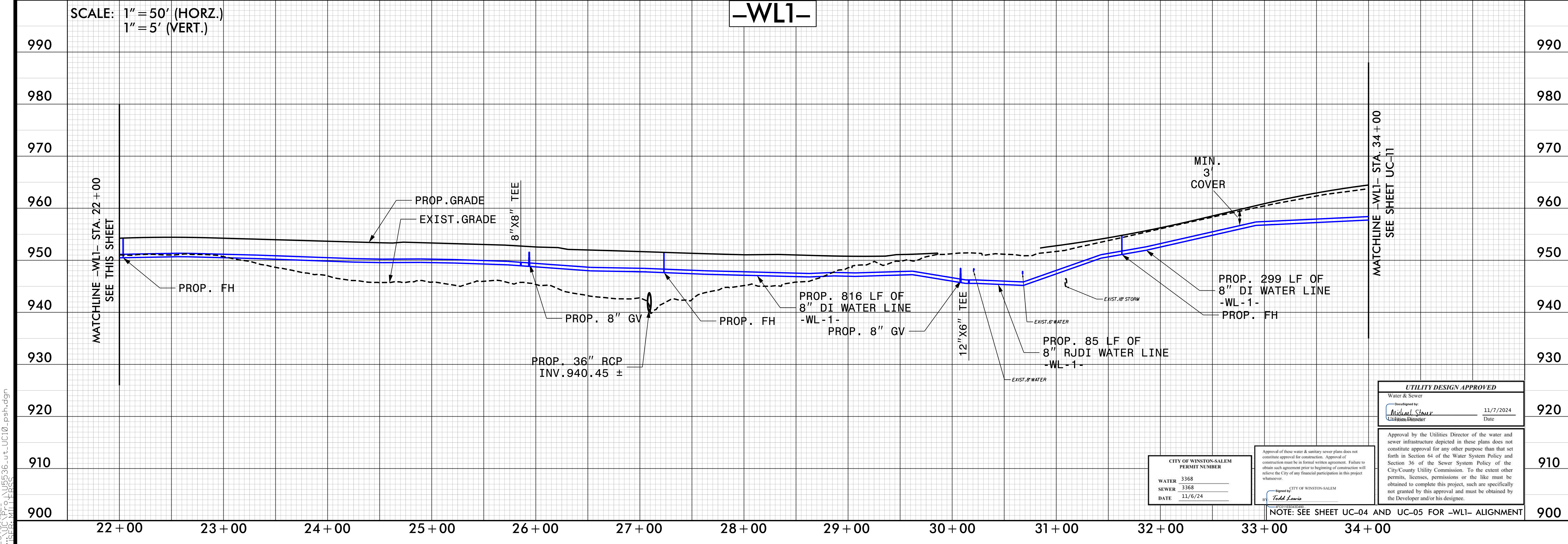
Approval by the Utilities Director of the water and sewer infrastructure depicted in these plans does not constitute approval for any other purpose than that set forth in Section 64 of the Water System Policy and Section 36 of the Sewer System Policy of the City/County Utility Commission. To the extent other permits, licenses, permissions or the like must be obtained to complete this project, such are specifically not granted by this approval and must be obtained by the Developer and/or his designee.

CITY OF WINSTON-SALEM
PERMIT NUMBER
WATER 3368
SEWER 3368
DATE 11/6/24

Approval of these water & sanitary sewer plans does not constitute approval for construction. Approval of construction must be in formal written agreement. Failure to obtain such agreement prior to beginning of construction will relieve the City of any financial participation in this project whatsoever.

CITY OF WINSTON-SALEM
Approved by: *Todd Lewis*

NOTE: SEE SHEET UC-04 AND UC-05 FOR -WL1- ALIGNMENT



UTILITY DESIGN APPROVED

Water & Sewer
Designed by: *Michael Stover* 11/7/2024
Date

Approval by the Utilities Director of the water and sewer infrastructure depicted in these plans does not constitute approval for any other purpose than that set forth in Section 64 of the Water System Policy and Section 36 of the Sewer System Policy of the City/County Utility Commission. To the extent other permits, licenses, permissions or the like must be obtained to complete this project, such are specifically not granted by this approval and must be obtained by the Developer and/or his designee.

CITY OF WINSTON-SALEM
PERMIT NUMBER
WATER 3368
SEWER 3368
DATE 11/6/24

Approval of these water & sanitary sewer plans does not constitute approval for construction. Approval of construction must be in formal written agreement. Failure to obtain such agreement prior to beginning of construction will relieve the City of any financial participation in this project whatsoever.

CITY OF WINSTON-SALEM
Approved by: *Todd Lewis*

NOTE: SEE SHEET UC-04 AND UC-05 FOR -WL1- ALIGNMENT


5/28/24

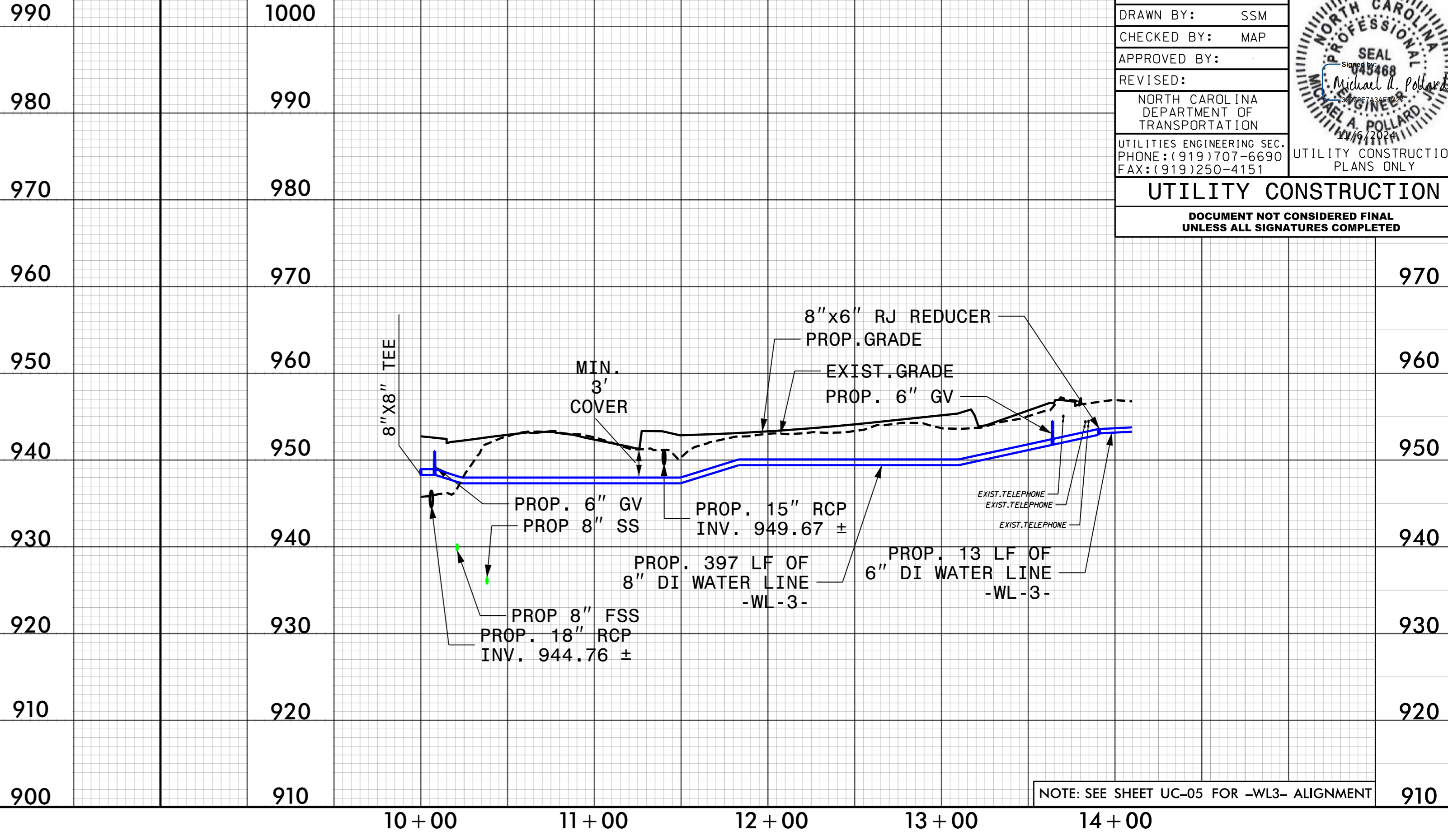
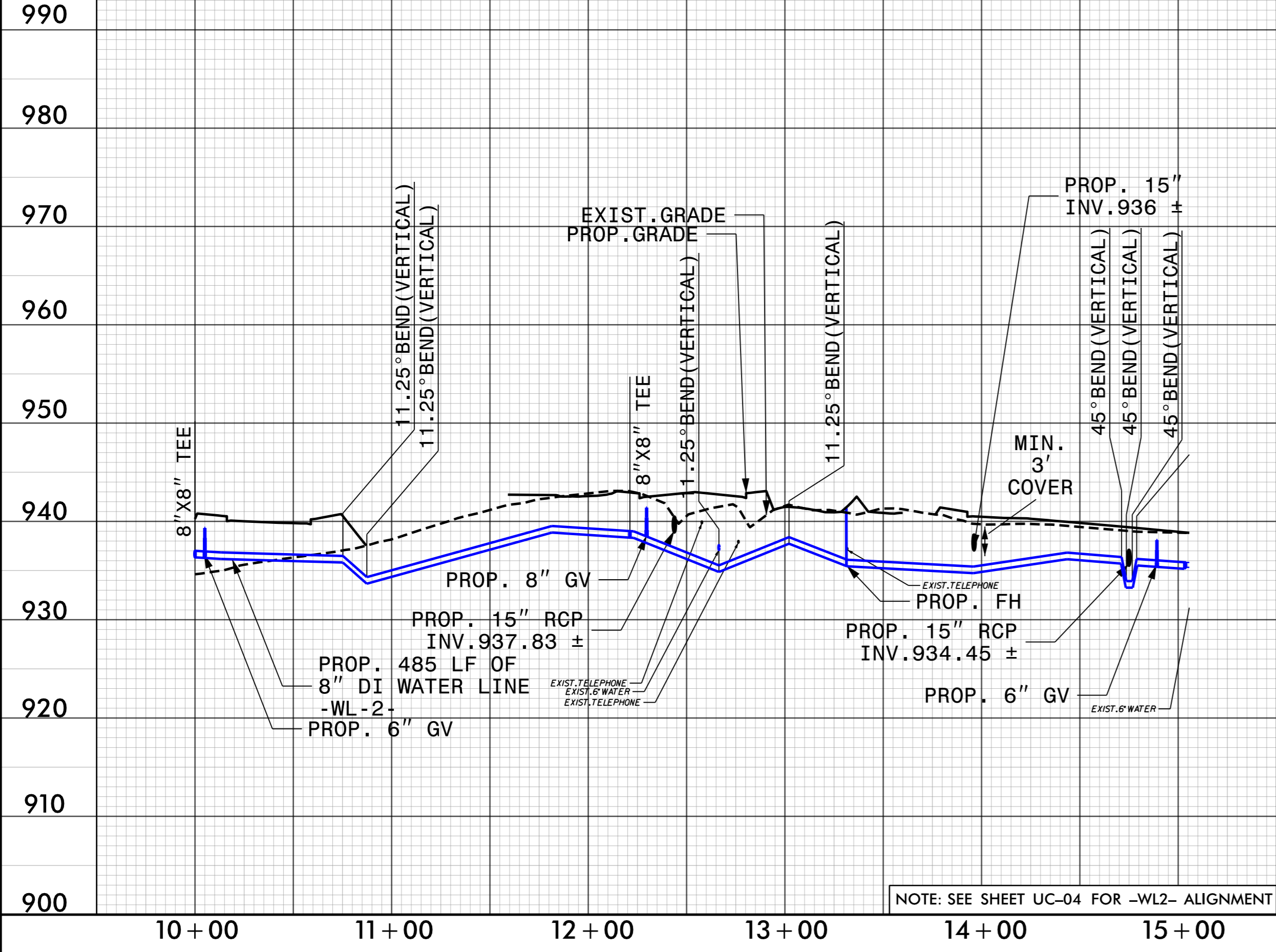
5/28/99

SCALE: 1" = 50' (HORZ.)
1" = 5' (VERT.)

-WL2-

-WL3-

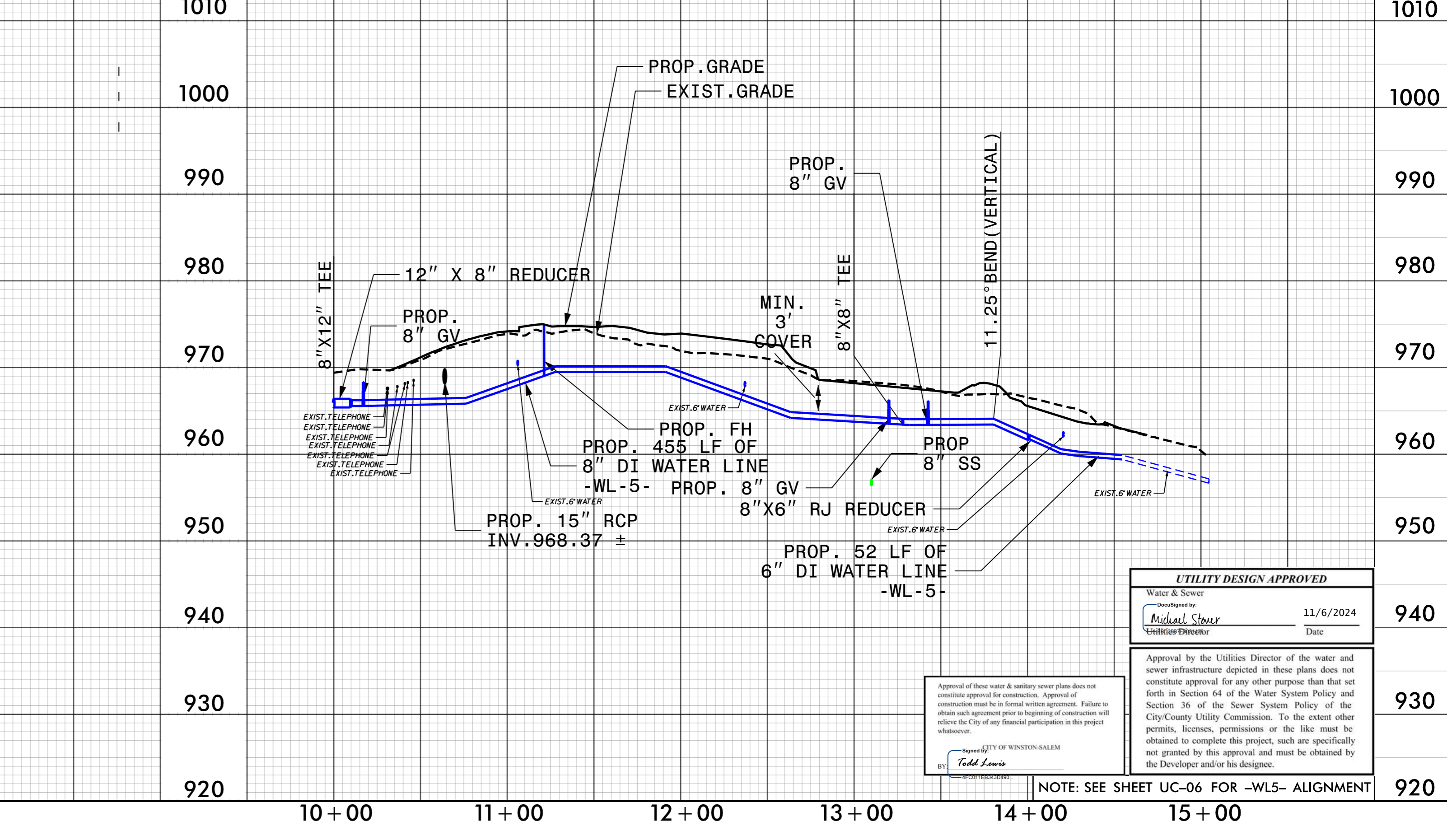
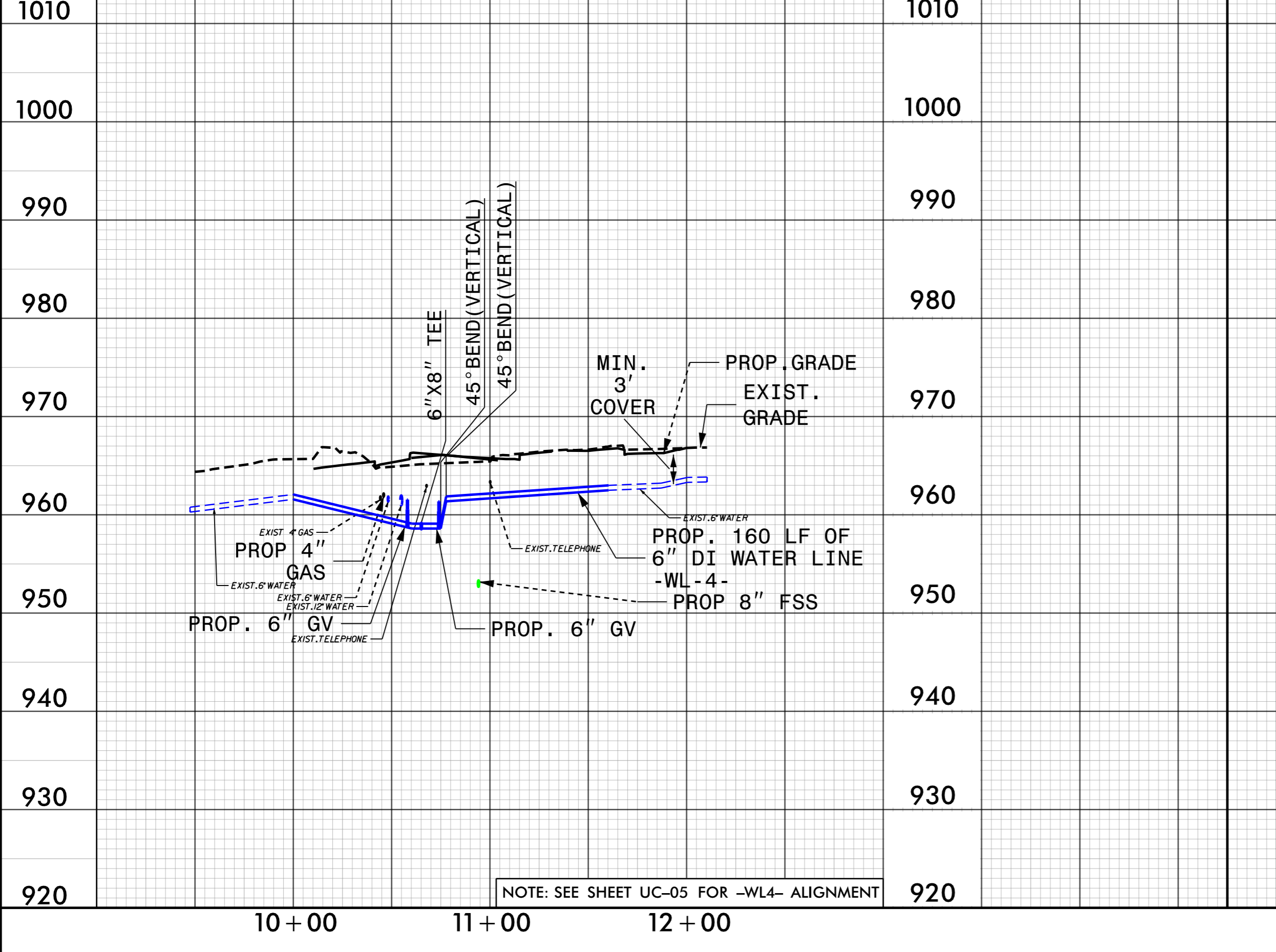
PROJECT REFERENCE NO.	U-5536	SHEET NO.	UC-12
DESIGNED BY:	PRJ		
DRAWN BY:	SSM		
CHECKED BY:	MAP		
APPROVED BY:			
REVISED:		NORTH CAROLINA DEPARTMENT OF TRANSPORTATION	
UTILITIES ENGINEERING SEC. PHONE: (919) 707-6690 FAX: (919) 250-4151		UTILITY CONSTRUCTION PLANS ONLY	
UTILITY CONSTRUCTION			
<small>DOCUMENT NOT CONSIDERED FINAL UNLESS ALL SIGNATURES COMPLETED</small>			



SCALE: 1" = 50' (HORZ.)
1" = 5' (VERT.)

-WL4-

-WL5-



UTILITY DESIGN APPROVED
 Water & Sewer
 Designed by: Michael Stover
 Utilities Director
 Date: 11/6/2024

Approval of these water & sanitary sewer plans does not constitute approval for construction. Approval of construction must be in formal written agreement. Failure to obtain such agreement prior to beginning of construction will reflect the City of any financial participation in this project whatsoever.

City of WILMINGTON
 Todd Lewis
 Utilities Director

Approval by the Utilities Director of the water and sewer infrastructure depicted in these plans does not constitute approval for any other purpose than that set forth in Section 64 of the Water System Policy and Section 36 of the Sewer System Policy of the City/County Utility Commission. To the extent other permits, licenses, permissions or the like must be obtained to complete this project, such are specifically not granted by this approval and must be obtained by the Developer and/or his designee.

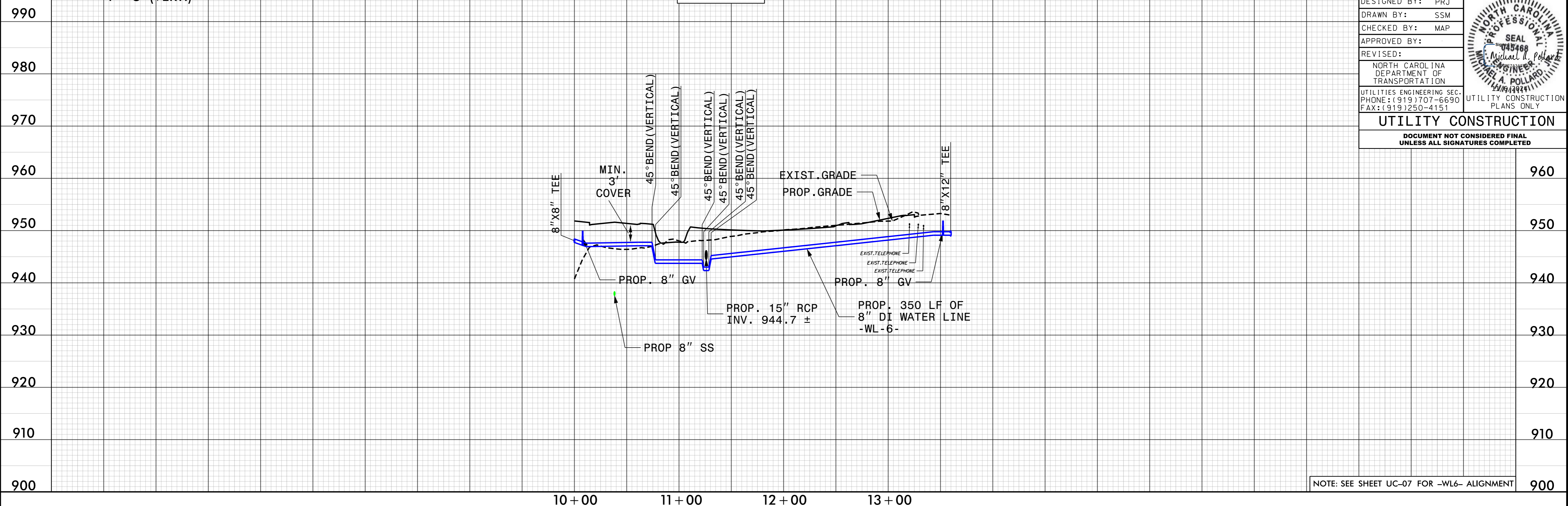
-SYSTEM-
FILED: MIT-
11/28/2024
11:53:00 AM
UC12_psh.dgn

5/28/99

SCALE: 1" = 50' (HORZ.)
1" = 5' (VERT.)

-WL6-

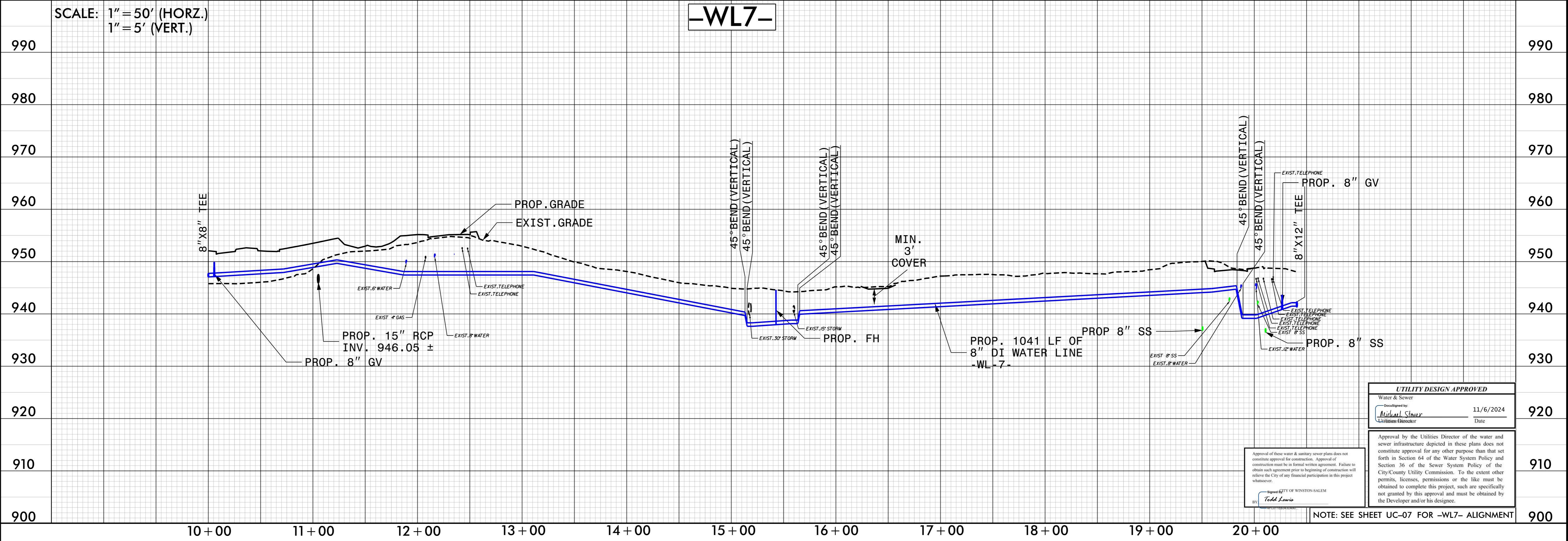
PROJECT REFERENCE NO.	SHEET NO.
U-5536	UC-13
DESIGNED BY: PRJ	
DRAWN BY: SSM	
CHECKED BY: MAP	
APPROVED BY:	
REVISED:	NORTH CAROLINA DEPARTMENT OF TRANSPORTATION
UTILITIES ENGINEERING SEC. PHONE: (919) 707-6690 FAX: (919) 250-4151	
UTILITY CONSTRUCTION PLANS ONLY	
UTILITY CONSTRUCTION	
DOCUMENT NOT CONSIDERED FINAL UNLESS ALL SIGNATURES COMPLETED	



NOTE: SEE SHEET UC-07 FOR -WL6- ALIGNMENT

SCALE: 1" = 50' (HORZ.)
1" = 5' (VERT.)

-WL7-



UTILITY DESIGN APPROVED	
Water & Sewer	
Designed by: <u>Michael Stover</u>	Date: 11/6/2024
Utilities Director:	

Approval by the Utilities Director of the water and sewer infrastructure depicted in these plans does not constitute approval for any other purpose than that set forth in Section 64 of the Water System Policy and Section 36 of the Sewer System Policy of the City/County Utility Commission. To the extent other permits, licenses, permissions or the like must be obtained to complete this project, such are specifically not granted by this approval and must be obtained by the Developer and/or his designee.

Approval of these water & sanitary sewer plans does not constitute approval for construction. Approval of construction must be in formal written agreement. Failure to obtain such agreement prior to beginning of construction will relieve the City of any financial participation in this project whatsoever.

Approved by: Todd Lewis
City of Winston-Salem

NOTE: SEE SHEET UC-07 FOR -WL7- ALIGNMENT

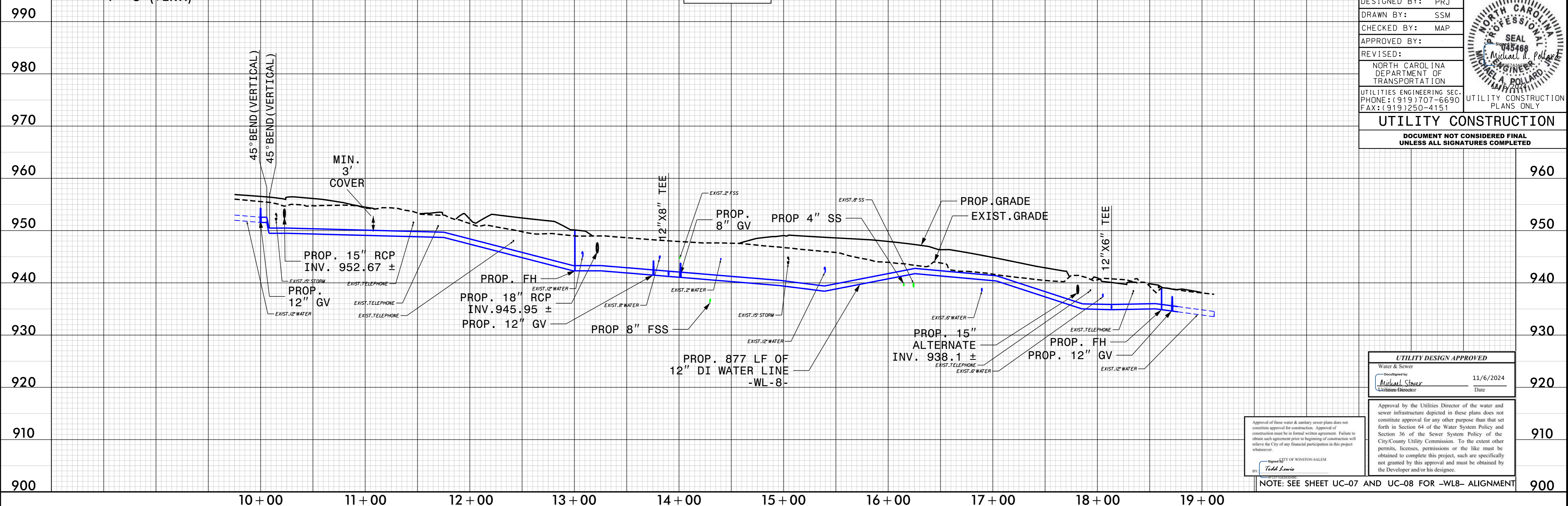
-SYSTEME-NU5536-ut_UC13_psh.dgn

5/28/99

SCALE: 1" = 50' (HORZ.)
1" = 5' (VERT.)

-WL8-

PROJECT REFERENCE NO.	SHEET NO.
U-5536	UC-14
DESIGNED BY: PRJ	
DRAWN BY: SSM	
CHECKED BY: MAP	
APPROVED BY:	
REVISED:	
NORTH CAROLINA DEPARTMENT OF TRANSPORTATION	
UTILITIES ENGINEERING SEC. PHONE: (919) 707-6690 FAX: (919) 250-4151	
UTILITY CONSTRUCTION PLANS ONLY	
UTILITY CONSTRUCTION	
DOCUMENT NOT CONSIDERED FINAL UNLESS ALL SIGNATURES COMPLETED	



UTILITY DESIGN APPROVED

Water & Sewer

Designed by: Michael Stover 11/6/2024
 Utilities Director Date

Approval by the Utilities Director of the water and sewer infrastructure depicted in these plans does not constitute approval for any other purpose than that set forth in Section 64 of the Water System Policy and Section 36 of the Sewer System Policy of the City/County Utility Commission. To the extent other permits, licenses, permissions or the like must be obtained to complete this project, such are specifically not granted by this approval and must be obtained by the Developer and/or his designee.

BY: Todd Lewis
 Director of Winston-Salem

Approval of these water & sanitary sewer plans does not constitute approval for construction. Approval of construction must be in formal written agreement. Failure to obtain such agreement prior to beginning of construction will relieve the City of any financial participation in this project whatsoever.

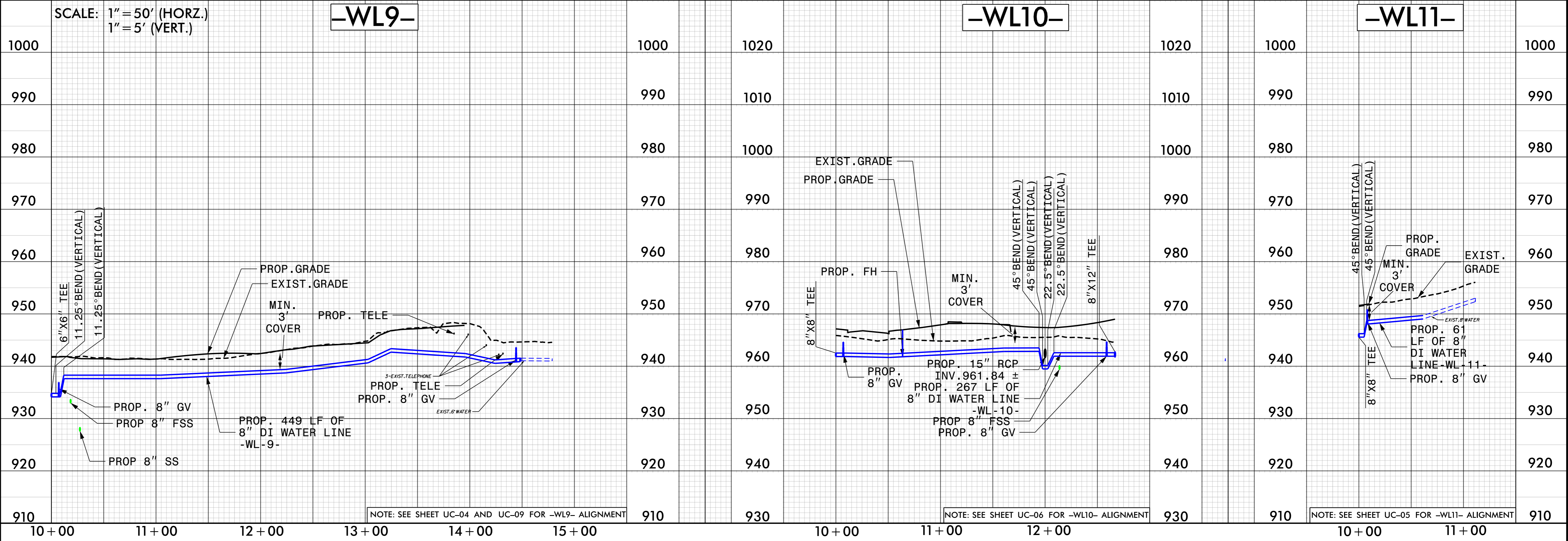
BY: Todd Lewis
 Director of Winston-Salem

SCALE: 1" = 50' (HORZ.)
1" = 5' (VERT.)

-WL9-

-WL10-

-WL11-



NOTE: SEE SHEET UC-04 AND UC-09 FOR -WL9- ALIGNMENT

NOTE: SEE SHEET UC-06 FOR -WL10- ALIGNMENT

NOTE: SEE SHEET UC-05 FOR -WL11- ALIGNMENT

-SYSTEM-NU5536-ut-UC14_psh.dgn

5/28/99

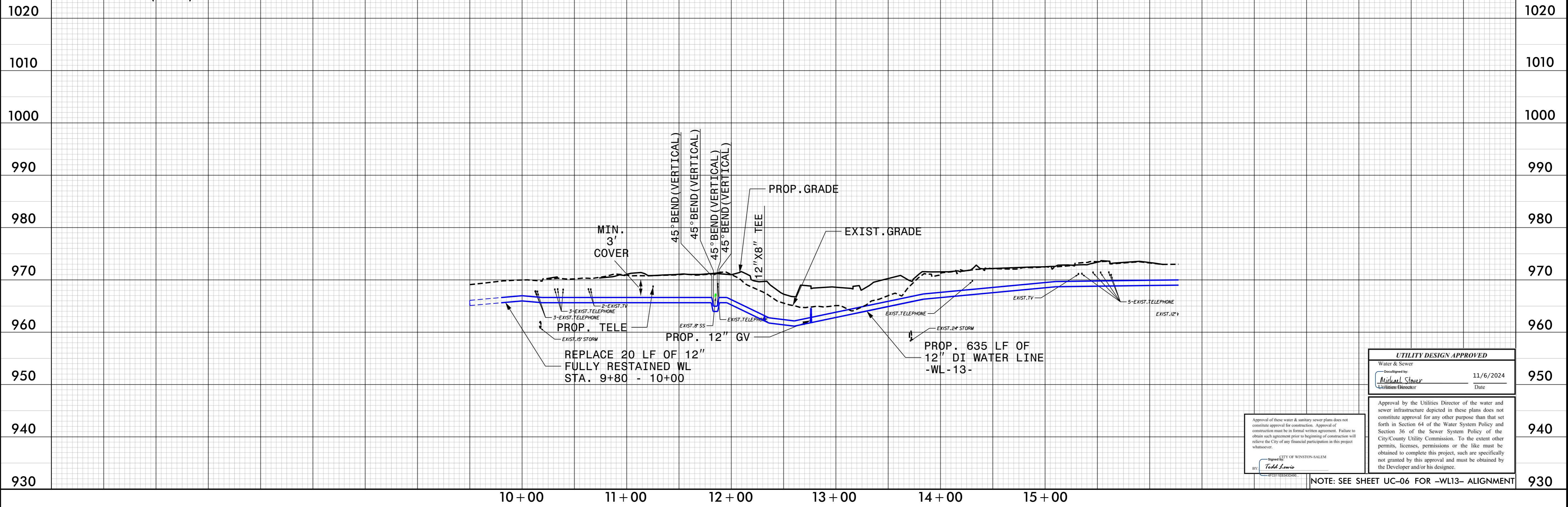
PROJECT REFERENCE NO. <i>U-5536</i>	SHEET NO. <i>UC-15</i>
DESIGNED BY: PRJ	
DRAWN BY: SSM	
CHECKED BY: MAP	
APPROVED BY:	
REVISED:	
NORTH CAROLINA DEPARTMENT OF TRANSPORTATION UTILITIES ENGINEERING SEC. PHONE: (919) 707-6690 FAX: (919) 250-4151	
UTILITY CONSTRUCTION DOCUMENT NOT CONSIDERED FINAL UNLESS ALL SIGNATURES COMPLETED	

THIS PROFILE INTENTIONALLY LEFT BLANK

10+00 11+00 12+00 13+00 14+00 15+00

SCALE: 1" = 50' (HORZ.)
1" = 5' (VERT.)

-WL13-



UTILITY DESIGN APPROVED

Water & Sewer	11/6/2024
Designed by: <i>Michael Stover</i>	Date
Utilities Director	

Approval of these water & sanitary sewer plans does not constitute approval for construction. Approval of construction must be in formal written agreement. Failure to obtain such agreement prior to beginning of construction will relieve the City of any financial participation in this project whatsoever.

BY: *Todd Lewis*
CITY OF WINSTON-SALEM

Approval by the Utilities Director of the water and sewer infrastructure depicted in these plans does not constitute approval for any other purpose than that set forth in Section 64 of the Water System Policy and Section 36 of the Sewer System Policy of the City/County Utility Commission. To the extent other permits, licenses, permissions or the like must be obtained to complete this project, such are specifically not granted by this approval and must be obtained by the Developer and/or his designee.

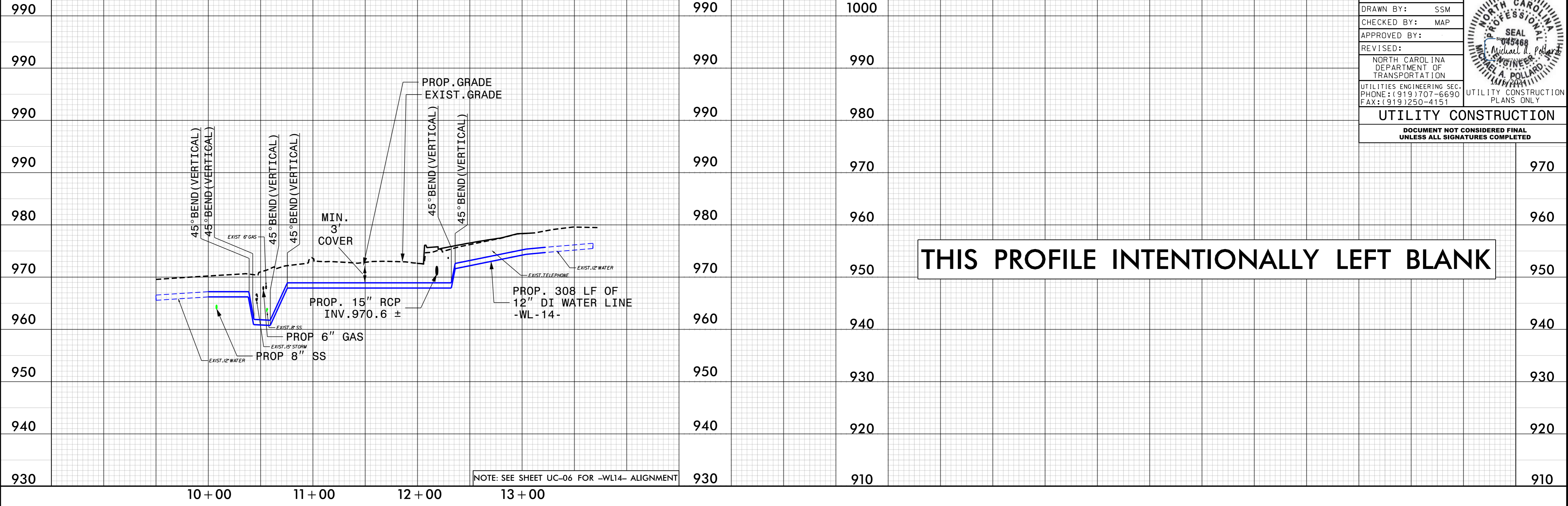
NOTE: SEE SHEET UC-06 FOR -WL13- ALIGNMENT

-SYSTEME-
FILED: UC15-
11/6/2024

5/28/99

SCALE: 1" = 50' (HORZ.)
1" = 5' (VERT.)

-WL14-



PROJECT REFERENCE NO. U-5536 SHEET NO. UC-16


DESIGNED BY: PRJ
DRAWN BY: SSM
CHECKED BY: MAP
APPROVED BY:
REVISED:

NORTH CAROLINA DEPARTMENT OF TRANSPORTATION
UTILITIES ENGINEERING SEC.
PHONE: (919) 707-6690
FAX: (919) 250-4151

UTILITY CONSTRUCTION PLANS ONLY

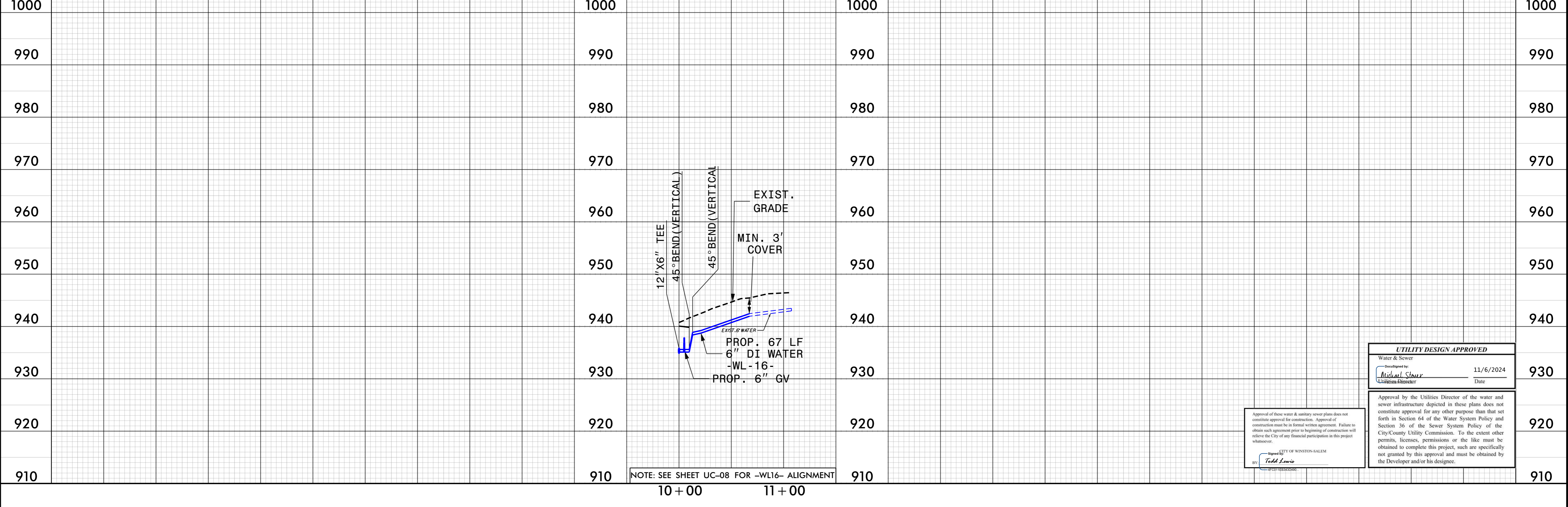
UTILITY DESIGN APPROVED

DOCUMENT NOT CONSIDERED FINAL UNLESS ALL SIGNATURES COMPLETED



SCALE: 1" = 50' (HORZ.)
1" = 5' (VERT.)

-WL16-



UTILITY DESIGN APPROVED

Water & Sewer

Designed by: Michael Stover Date: 11/6/2024
Checked by: Clayton Bessinger

Approval of these water & sanitary sewer plans does not constitute approval for construction. Approval of construction must be in formal written agreement. Failure to obtain such agreement prior to beginning of construction will relieve the City of any financial participation in this project whatsoever.

CITY OF WINSTON-SALEM
By: Todd Lewis
Date: _____

Approval by the Utilities Director of the water and sewer infrastructure depicted in these plans does not constitute approval for any other purpose than that set forth in Section 64 of the Water System Policy and Section 36 of the Sewer System Policy of the City/County Utility Commission. To the extent other permits, licenses, permissions or the like must be obtained to complete this project, such are specifically not granted by this approval and must be obtained by the Developer and/or his designee.

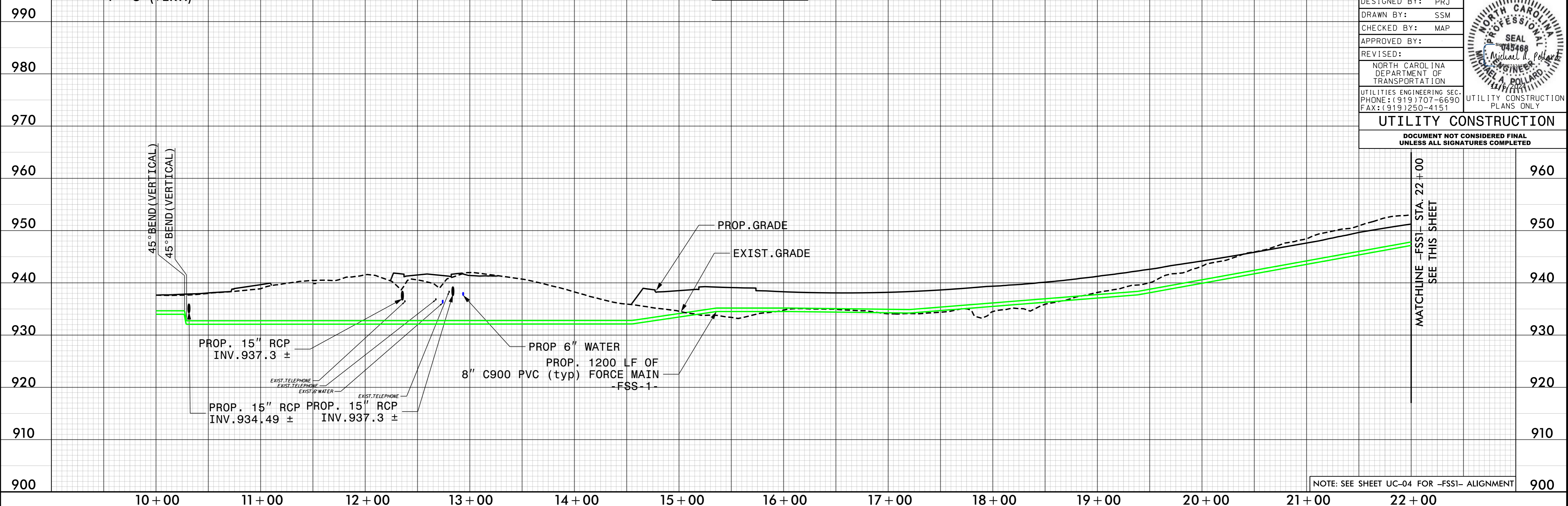
-SYSTEM- U:\E536-ut_UC16_psh.dgn

5/28/99

SCALE: 1" = 50' (HORZ.)
1" = 5' (VERT.)

-FSS1-

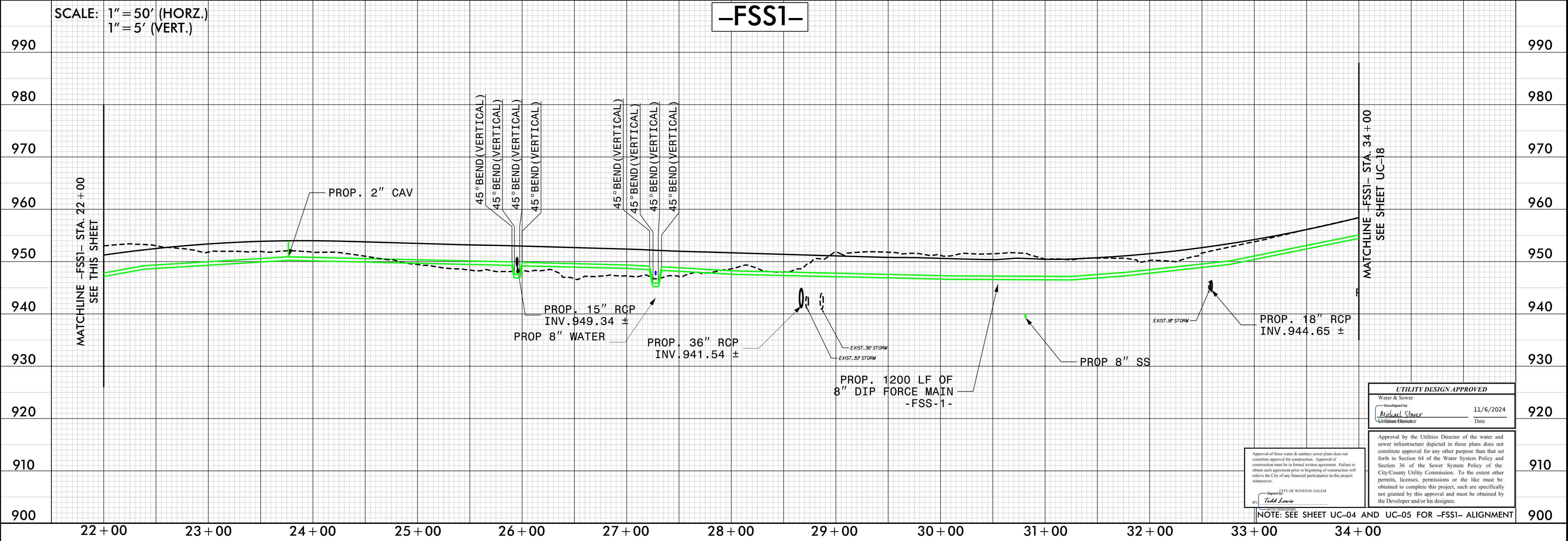
PROJECT REFERENCE NO.	SHEET NO.
U-5536	UC-17
DESIGNED BY: PRJ	
DRAWN BY: SSM	
CHECKED BY: MAP	
APPROVED BY:	
REVISED:	NORTH CAROLINA DEPARTMENT OF TRANSPORTATION
UTILITIES ENGINEERING SEC. PHONE: (919) 707-6690 FAX: (919) 250-4151	
UTILITY CONSTRUCTION PLANS ONLY	
UTILITY CONSTRUCTION	
DOCUMENT NOT CONSIDERED FINAL UNLESS ALL SIGNATURES COMPLETED	



NOTE: SEE SHEET UC-04 FOR -FSS1- ALIGNMENT

SCALE: 1" = 50' (HORZ.)
1" = 5' (VERT.)

-FSS1-



Approval of these water & sanitary sewer plans does not constitute approval for construction. Approval of construction must be in formal written agreement. Failure to obtain such agreement prior to beginning of construction will relieve the City of any financial participation in this project whatsoever.

CITY OF WINSTON-SALEM
Todd Lewis

UTILITY DESIGN APPROVED
Water & Sewer
Designed by: Michael Stover
Date: 11/6/2024

Approval by the Utilities Director of the water and sewer infrastructure depicted in these plans does not constitute approval for any other purpose than that set forth in Section 64 of the Water System Policy and Section 36 of the Sewer System Policy of the City/County Utility Commission. To the extent other permits, licenses, permissions or the like must be obtained to complete this project, such are specifically not granted by this approval and must be obtained by the Developer and/or his designee.

NOTE: SEE SHEET UC-04 AND UC-05 FOR -FSS1- ALIGNMENT

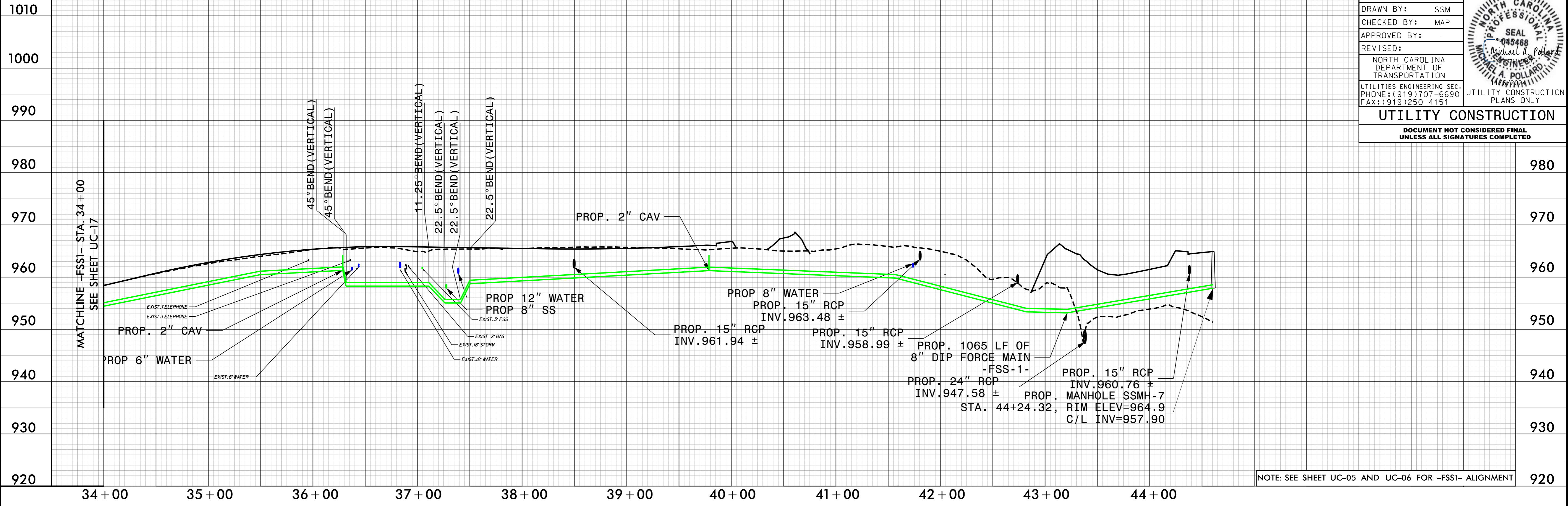
-SYSTEM-NU5E536-ut_UC17_psh.dgn

5/28/99

SCALE: 1" = 50' (HORZ.)
1" = 5' (VERT.)

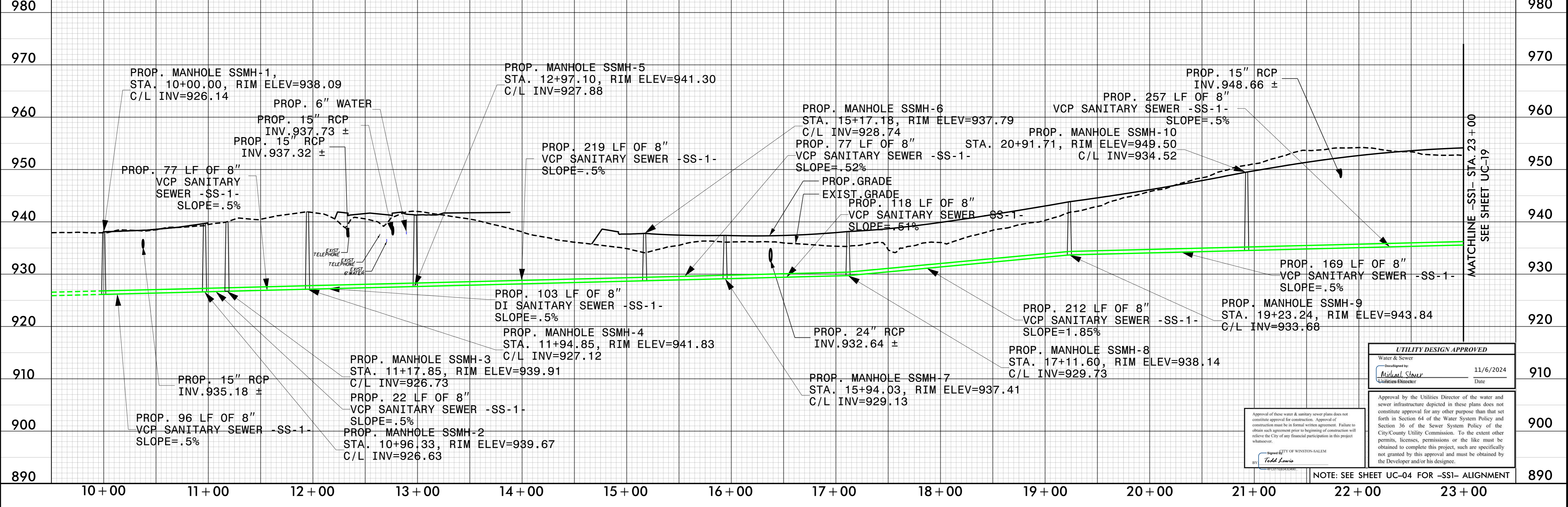
-FSS1-

PROJECT REFERENCE NO.	SHEET NO.
U-5536	UC-18
DESIGNED BY: PRJ	
DRAWN BY: SSM	
CHECKED BY: MAP	
APPROVED BY:	
REVISED:	NORTH CAROLINA DEPARTMENT OF TRANSPORTATION
UTILITIES ENGINEERING SEC. PHONE: (919) 707-6690 FAX: (919) 250-4151	
UTILITY CONSTRUCTION PLANS ONLY	
UTILITY CONSTRUCTION	
DOCUMENT NOT CONSIDERED FINAL UNLESS ALL SIGNATURES COMPLETED	



SCALE: 1" = 50' (HORZ.)
1" = 5' (VERT.)

-SS1-



Approval of these water & sanitary sewer plans does not constitute approval for construction. Approval of construction must be in formal written agreement. Failure to obtain such agreement prior to beginning of construction will reflect the City of any financial participation in this project whatsoever.

City of Winston-Salem
Todd Lewis

UTILITY DESIGN APPROVED

Water & Sewer
Designed by: Michael Stover
Quality Checker: [Signature]
Date: 11/6/2024

Approval by the Utilities Director of the water and sewer infrastructure depicted in these plans does not constitute approval for any other purpose than that set forth in Section 64 of the Water System Policy and Section 36 of the Sewer System Policy of the City/County Utility Commission. To the extent other permits, licenses, permissions or the like must be obtained to complete this project, such are specifically not granted by this approval and must be obtained by the Developer and/or his designee.

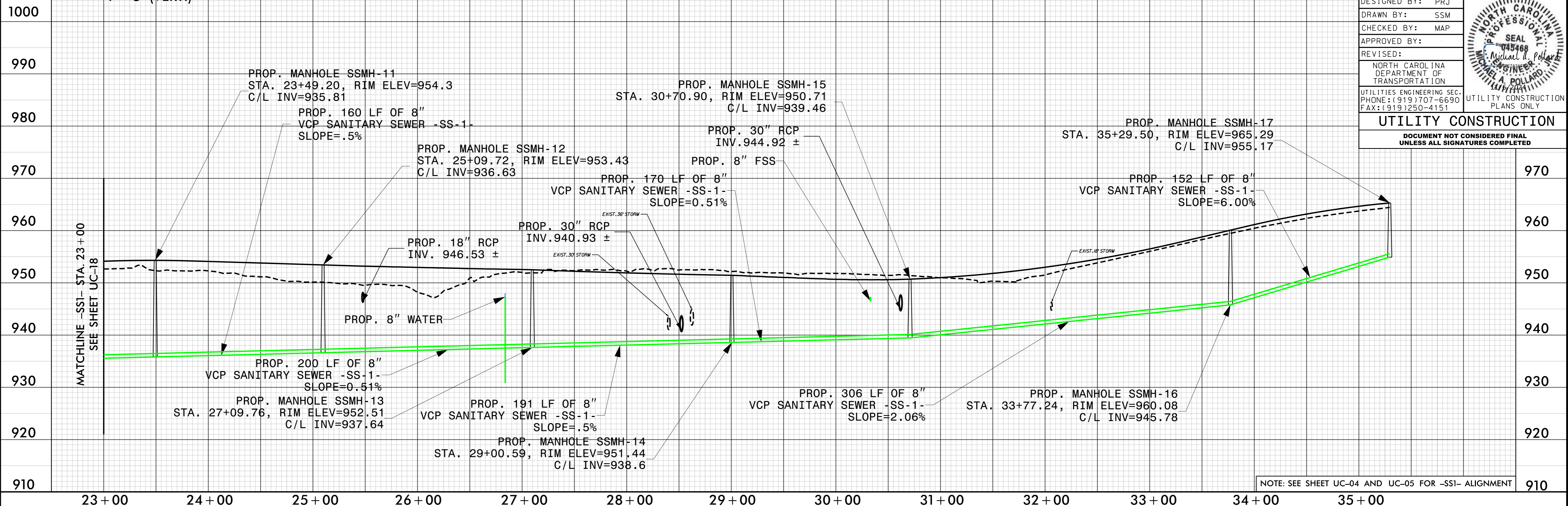
-SYSTEM-NUVE536-ut-UC18-psb.dgn

5/28/99

SCALE: 1" = 50' (HORZ.)
1" = 5' (VERT.)

-SS1-

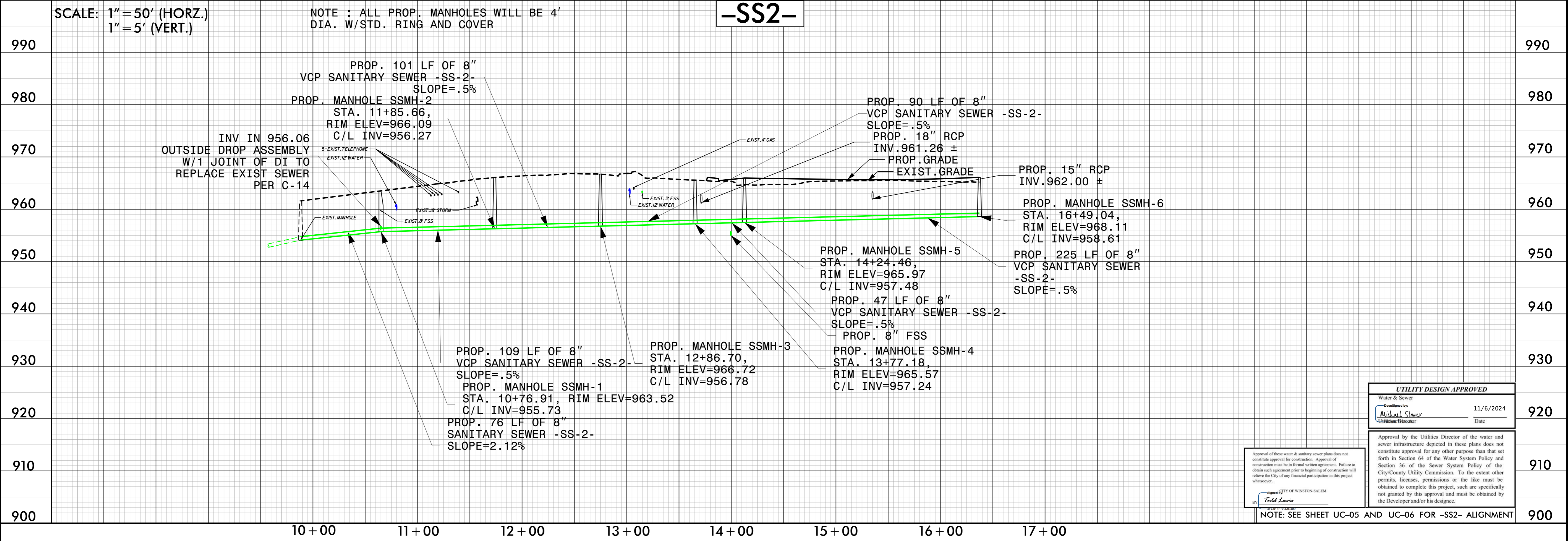
PROJECT REFERENCE NO.	SHEET NO.
U-5536	UC-19
DESIGNED BY: PRJ	
DRAWN BY: SSM	
CHECKED BY: MAP	
APPROVED BY:	
REVISED:	NORTH CAROLINA DEPARTMENT OF TRANSPORTATION
UTILITIES ENGINEERING SEC. PHONE: (919) 707-6690 FAX: (919) 250-4151	
UTILITY CONSTRUCTION PLANS ONLY	
DOCUMENT NOT CONSIDERED FINAL UNLESS ALL SIGNATURES COMPLETED	



SCALE: 1" = 50' (HORZ.)
1" = 5' (VERT.)

-SS2-

NOTE: ALL PROP. MANHOLES WILL BE 4' DIA. W/STD. RING AND COVER



UTILITY DESIGN APPROVED	
Water & Sewer	11/6/2024
Designed by: <i>Michael Stover</i>	Date
Utilities Director	

Approval by the Utilities Director of the water and sewer infrastructure depicted in these plans does not constitute approval for any other purpose than that set forth in Section 64 of the Water System Policy and Section 36 of the Sewer System Policy of the City/County Utility Commission. To the extent other permits, licenses, permissions or the like must be obtained to complete this project, such are specifically not granted by this approval and must be obtained by the Developer and/or his designee.

Approval of these water & sanitary sewer plans does not constitute approval for construction. Approval of construction must be in formal written agreement. Failure to obtain such agreement prior to beginning of construction will reflect the City of any financial participation in this project whatsoever.

City of Winston-Salem
Todd Lewis

NOTE: SEE SHEET UC-05 AND UC-06 FOR -SS2- ALIGNMENT


-SYSTEM-NUES36-ut_UC19_psh.dgn

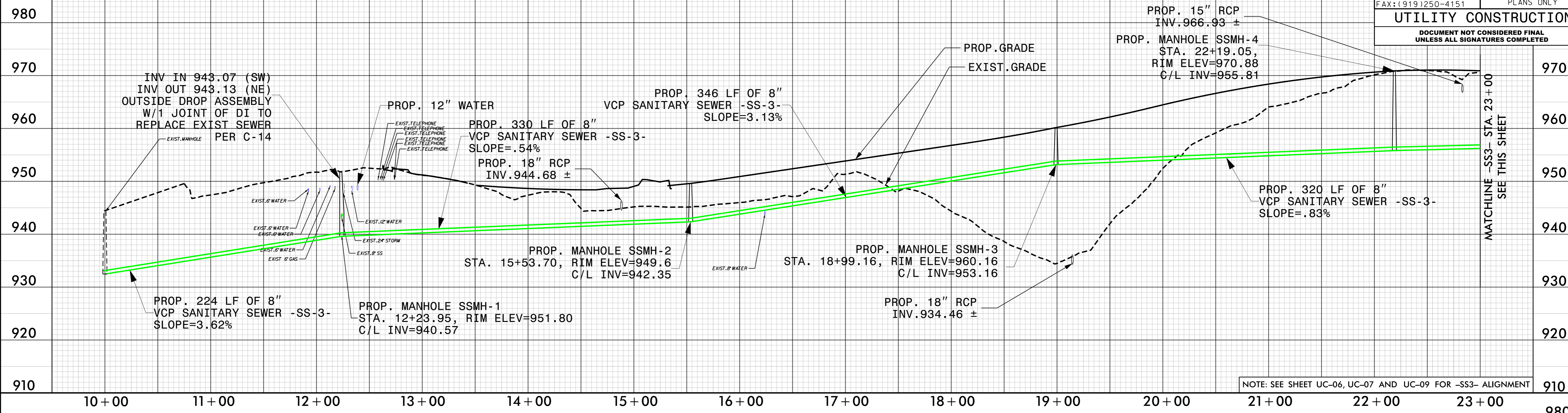
5/28/99

SCALE: 1" = 50' (HORZ.)
1" = 5' (VERT.)

-SS3-

NOTE : ALL PROP. MANHOLES WILL BE 4' DIA. W/STD. RING AND COVER

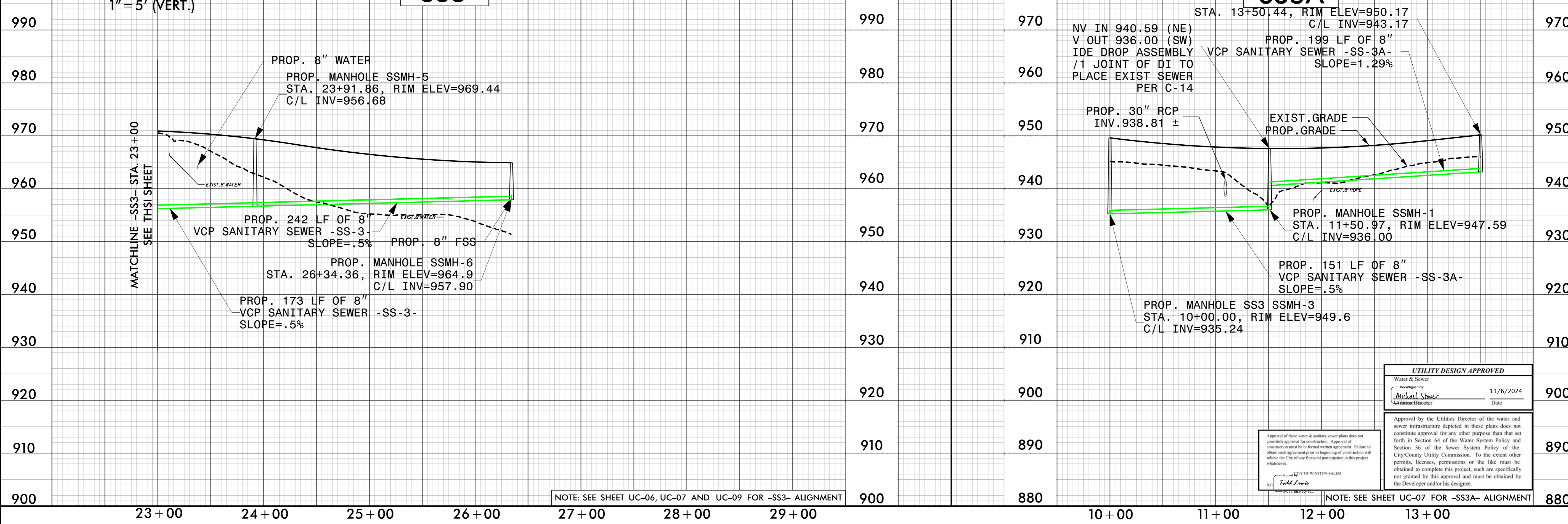
PROJECT REFERENCE NO.	U-5536	SHEET NO.	UC-20
DESIGNED BY:	PRJ		
DRAWN BY:	SSM		
CHECKED BY:	MAP		
APPROVED BY:			
REVISED:			
NORTH CAROLINA DEPARTMENT OF TRANSPORTATION		UTILITY CONSTRUCTION PLANS ONLY	
UTILITIES ENGINEERING SEC. PHONE: (919) 707-6690 FAX: (919) 250-4151			
UTILITY CONSTRUCTION			
DOCUMENT NOT CONSIDERED FINAL UNLESS ALL SIGNATURES COMPLETED			



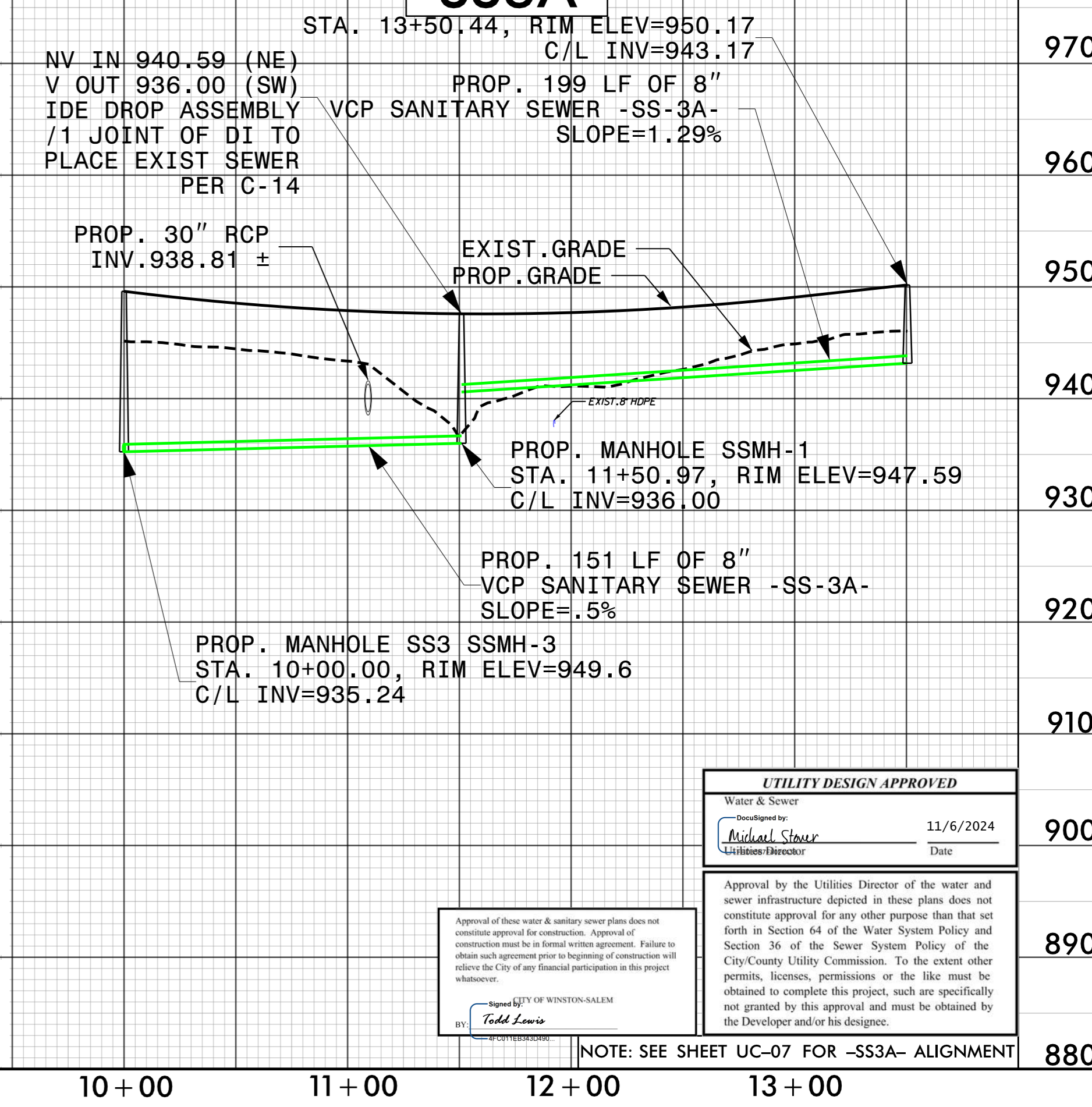
SCALE: 1" = 50' (HORZ.)
1" = 5' (VERT.)

-SS3-

MATCHLINE -SS3- STA. 23+00
SEE THIS SHEET



-SS3A-



UTILITY DESIGN APPROVED

Water & Sewer

Designed by: Michael Stover Date: 11/6/2024

Utilities Director

Approval of these water & sanitary sewer plans does not constitute approval for construction. Approval of construction must be in formal written agreement. Failure to obtain such agreement prior to beginning of construction will relieve the City of any financial participation in this project whatsoever.

BY: Todd Lewis
CITY OF WINSTON-SALEM

Approval by the Utilities Director of the water and sewer infrastructure depicted in these plans does not constitute approval for any other purpose than that set forth in Section 64 of the Water System Policy and Section 36 of the Sewer System Policy of the City/County Utility Commission. To the extent other permits, licenses, permissions or the like must be obtained to complete this project, such are specifically not granted by this approval and must be obtained by the Developer and/or his designee.

-SYSTEM-NUF536-ut_UC20.psh.dgn

