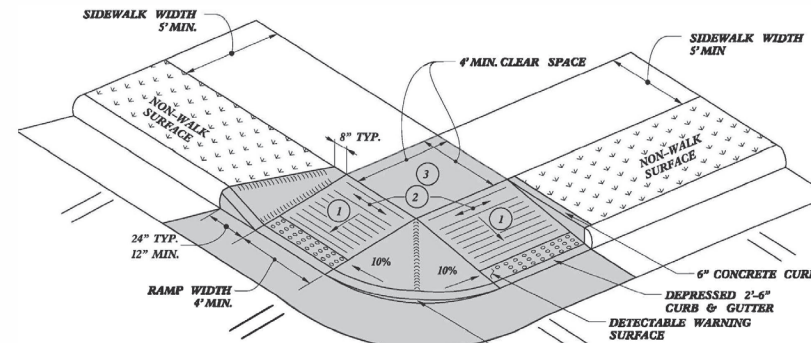
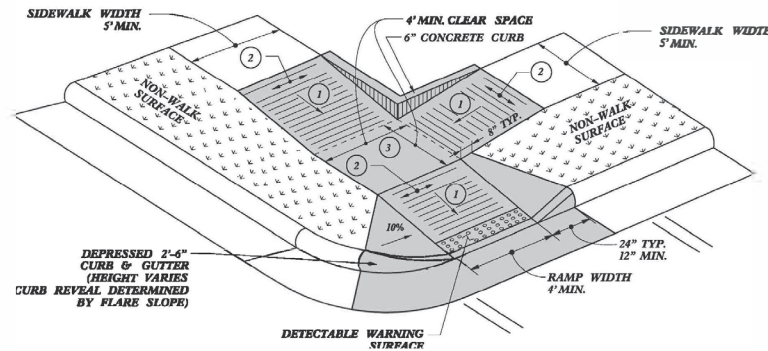


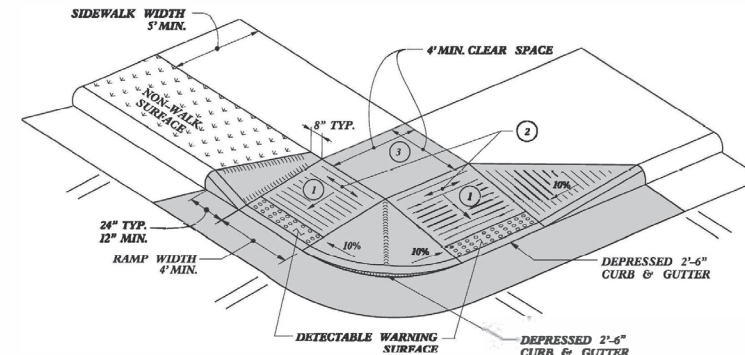
TYPE 4



TYPE 4A

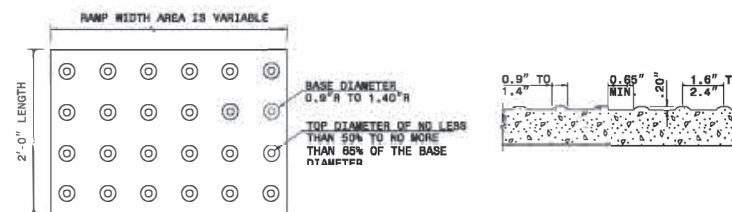


TYPE 4B



TYPE 4C

NOTES:
 DETECTABLE WARNING SURFACE SHALL COVER 2'-0" LENGTH AND FULL WIDTH OF THE RAMP FLOOR AS SHOWN ON THE DETAILS.
 DETECTABLE WARNING SURFACE SHALL CONTRAST VISIBLY WITH ADJOINING SURFACE, EITHER LIGHT-ON-DARK, OR DARK-ON-LIGHT SEQUENCE COVERING THE ENTIRE RAMP.



DETECTABLE WARNING SURFACE

- 1 8.33% (12:1) MAX RAMP SLOPE
- 2 CROSS SLOPE: 2.00%
- 3 MAXIMUM CROSS SLOPE AND LONGITUDINAL SLOPE OF 2.00%

PAY LIMITS FOR 1 OR 2 CURB RAMPS
 (CALCULATE BASED ON NUMBER OF SETS OF DETECTABLE WARNING SURFACES)

STATE OF NORTH CAROLINA
 DEPT. OF TRANSPORTATION
 DIVISION OF HIGHWAYS
 RALEIGH, N.C.
 ROADWAY STANDARD DRAWING FOR
CURB RAMP
 SHARED LANDING
 SHEET 10 OF 13
848D06



Signed by:
Nicole M. Hackler
 5884323D34164C5
 10/10/2024

DOCUMENT NOT CONSIDERED FINAL
 UNLESS ALL SIGNATURES COMPLETED

CONTRACTS STANDARDS AND DEVELOPMENT UNIT
 Office 919-707-6950 FAX 919-250-4119

SEE TITLE BLOCK

ORIGINAL BY: S. CALHOUN DATE: 12-22-2023
 MODIFIED BY: DATE: _____
 CHECKED BY: DATE: _____
 FILE SPEC.: special_details\nmhackler\848D0610.dgn