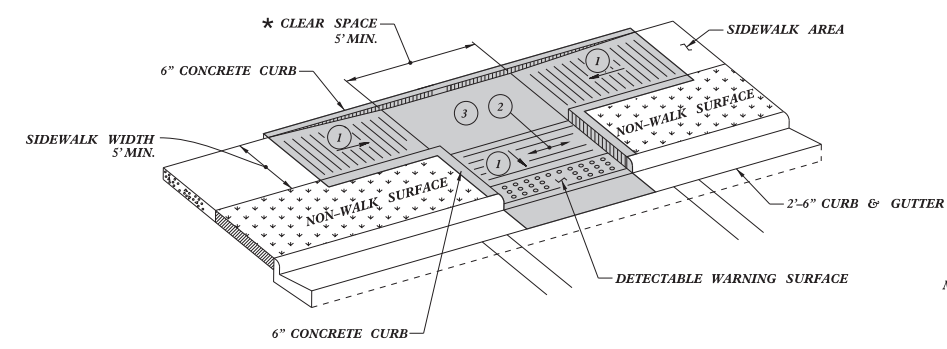
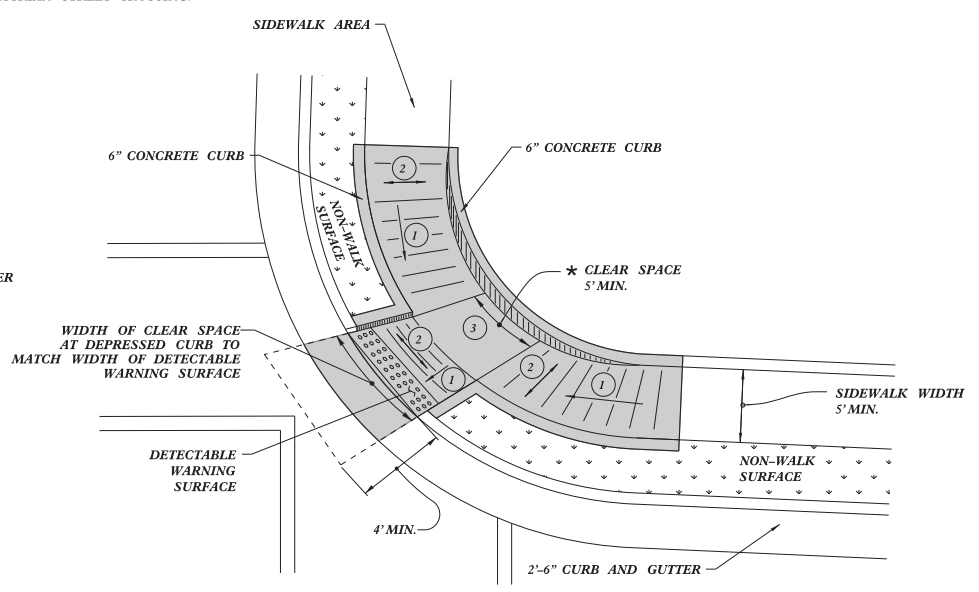


* - WHERE CLEAR SPACE IS CONSTRAINED ON TWO OR MORE SIDES, THE CLEAR SPACE SHALL BE 4' MINIMUM X 5' MINIMUM, WITH 5' PROVIDED IN THE DIRECTION OF THE PEDESTRIAN STREET CROSSING.

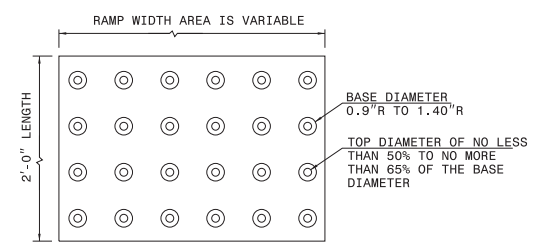


TYPE 3

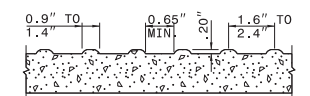


**TYPE 3 MODIFIED
INSTALLATION IN A RADIUS**

NOTES:
 1. DETECTABLE WARNING SURFACE SHALL COVER 2'-0" LENGTH AND FULL WIDTH OF THE RAMP FLOOR AS SHOWN ON THE DETAILS.
 2. DETECTABLE WARNING SURFACE SHALL CONTRAST VISIBLY WITH ADJOINING SURFACE, EITHER LIGHT-ON-DARK, OR DARK-ON-LIGHT SEQUENCE COVERING THE ENTIRE RAMP.



DETECTABLE WARNING SURFACE



- 1 8.33% (12:1) MAX RAMP SLOPE
- 2 CROSS SLOPE: 2.00%
- 3 MAXIMUM CROSS SLOPE AND LONGITUDINAL SLOPE OF 2.00%

PAY LIMITS FOR 1 CURB RAMP

STATE OF
 NORTH CAROLINA
 DEPT. OF TRANSPORTATION
 DIVISION OF HIGHWAYS
 RALEIGH, N.C.

ROADWAY STANDARD DRAWING FOR
CURB RAMP
 PARALLEL RAMP

SHEET 9 OF 13
848D06



Signed by:
Nicole M. Hackler
 5884323D34164C5...
 10/10/2024

DOCUMENT NOT CONSIDERED FINAL
 UNLESS ALL SIGNATURES COMPLETED

CONTRACTS STANDARDS
 AND DEVELOPMENT UNIT
 Office 919-707-6950 FAX 919-250-4119

SEE TITLE BLOCK

ORIGINAL BY: S.CALHOUN DATE: 12-22-2023
 MODIFIED BY: DATE:
 CHECKED BY: DATE:
 FILE SPEC.: special_details\nmhackler\0609.dgn