

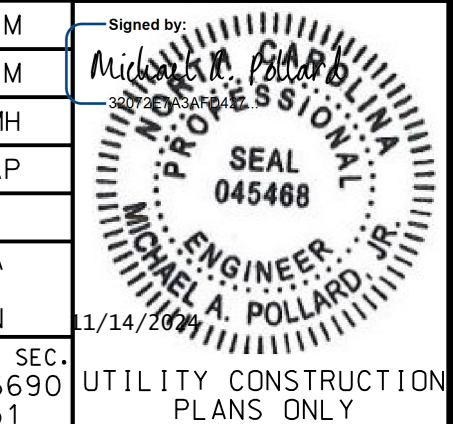
5/14/2024



CDM Smith Inc.
5400 Glenwood Avenue
Suite 400
Raleigh, NC 27612-3228
NC COA No. F-1255

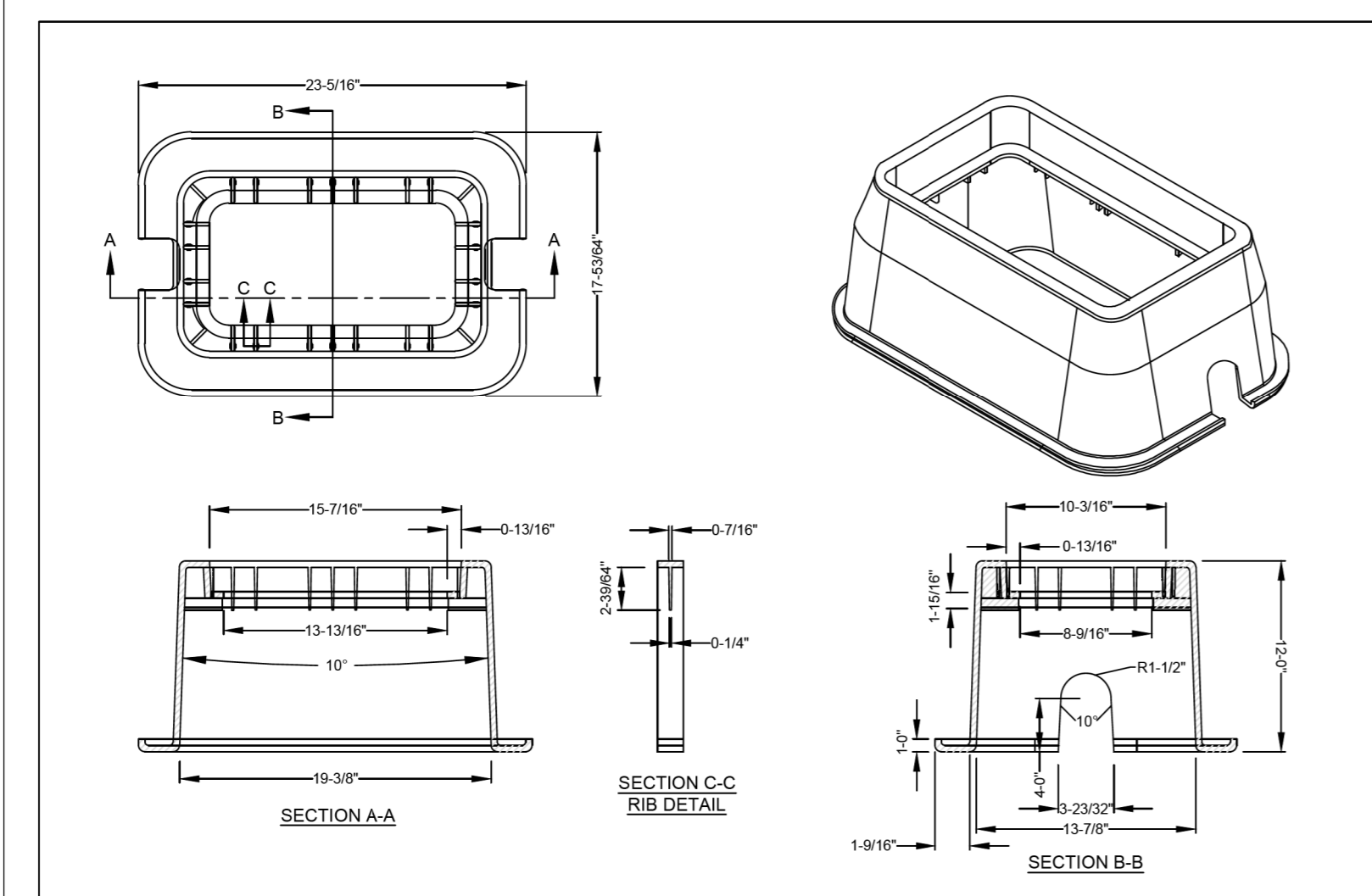
PROJECT REFERENCE NO.	SHEET NO.
U-3422	UC-03B

DESIGNED BY: SSM
DRAWN BY: SSM
CHECKED BY: HMH
APPROVED BY: MAP

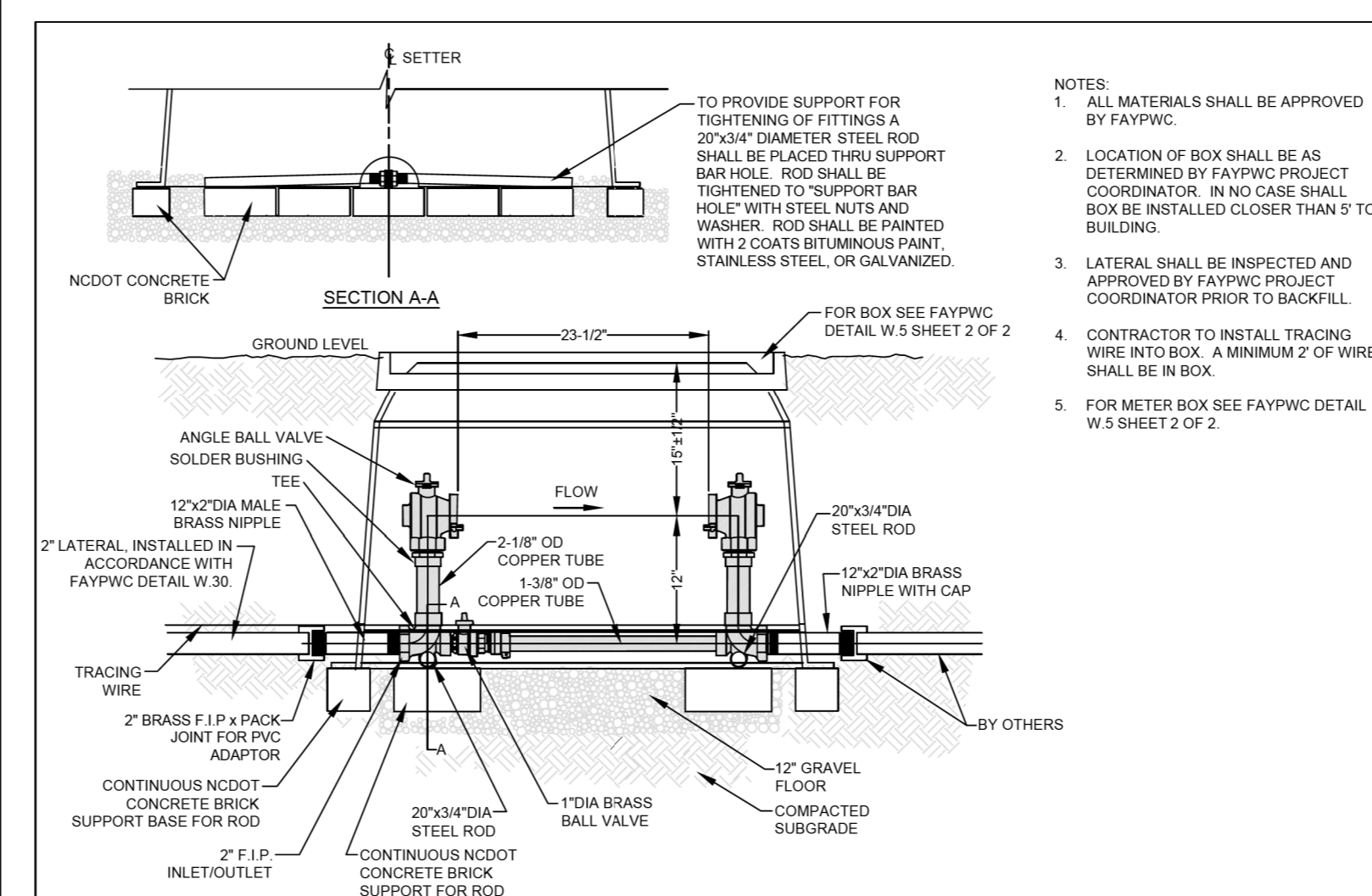


REVISION:
NORTH CAROLINA
DEPARTMENT OF
TRANSPORTATION
UTILITIES ENGINEERING SEC.
PHONE: (919) 707-6690
FAX: (919) 250-4151

UTILITY CONSTRUCTION

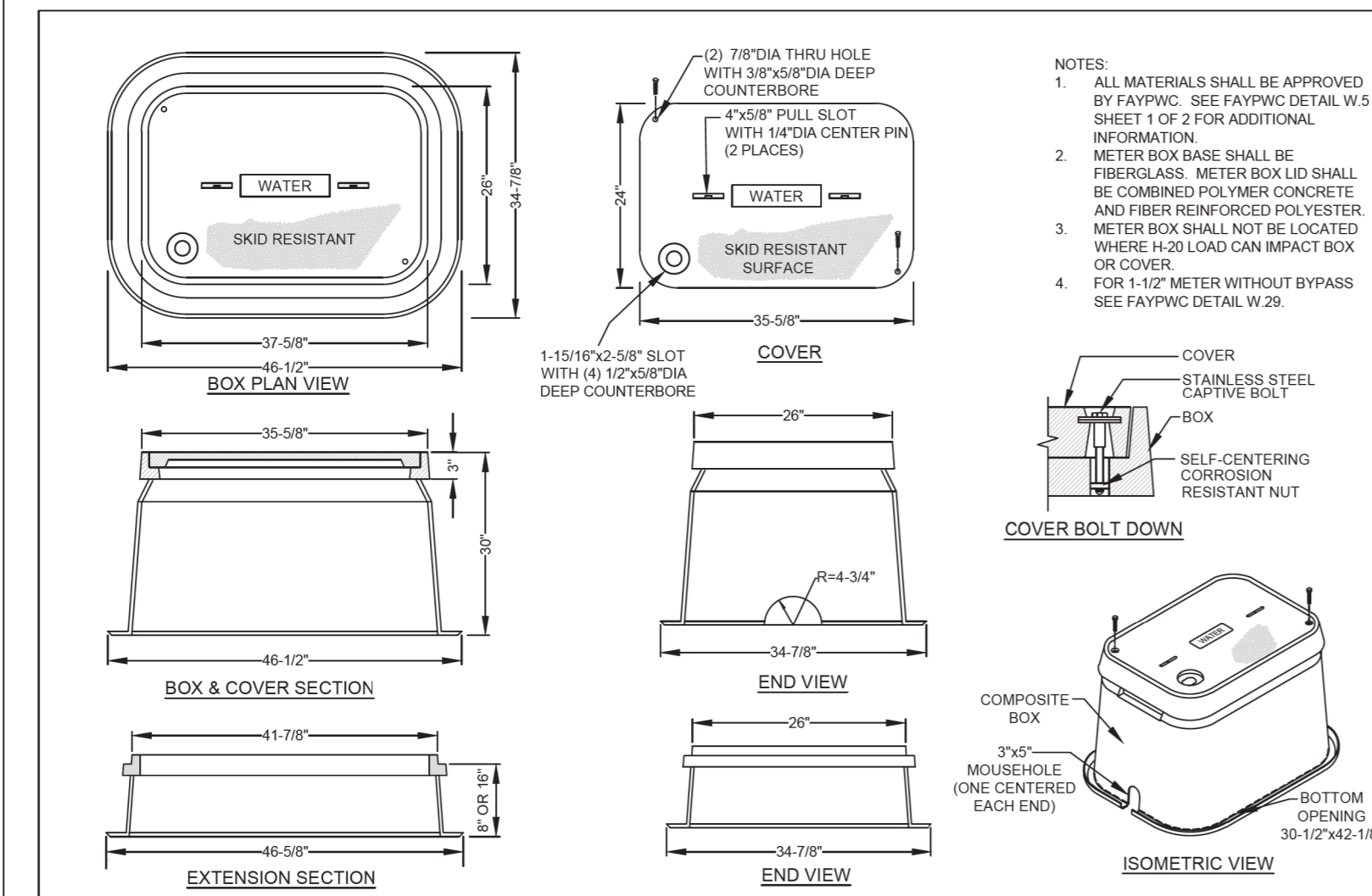


1-INCH COMPOSITE METER BOX & COVER N.T.S.		FAYETTEVILLE PUBLIC WORKS COMMISSION FAYETTEVILLE, N.C.	NO.	DATE	REVISION
DWG. NO. W.4B DWG. BY: FAYPWC		WATER RESOURCES DEPARTMENT	1	12/15	REPLACED BY BOX WITH COMPOSITE BOX.
SHEET NO. 2 OF 2	DATE: JULY 01, 2024 APPROVED BY: M.M.M.				

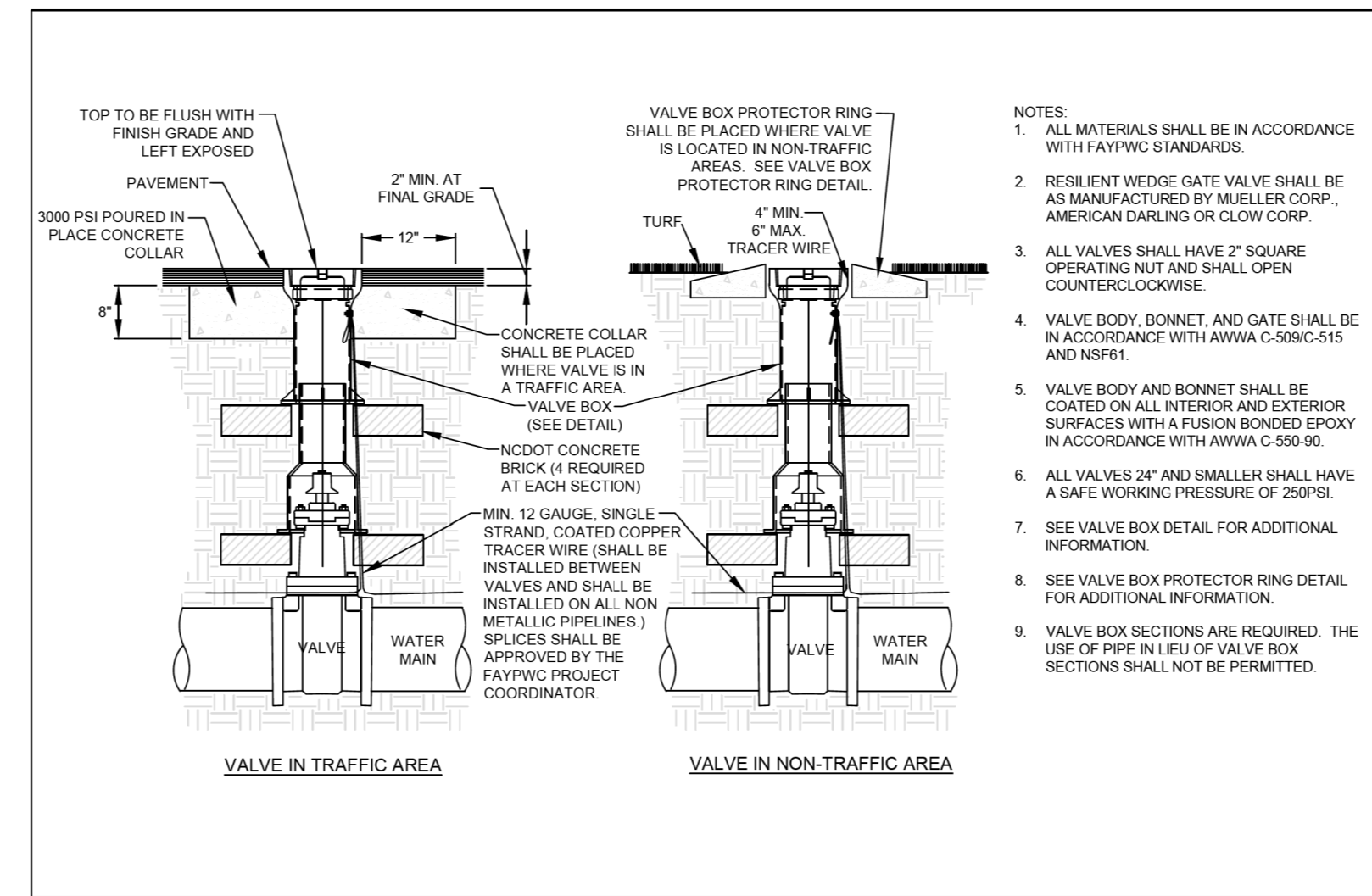


2" COPPER SETTER WITH BY-PASS 23-1/2" METER SPACING N.T.S.		FAYETTEVILLE PUBLIC WORKS COMMISSION FAYETTEVILLE, N.C.	NO.	DATE	REVISION
DWG. NO. W.5 DWG. BY: FAYPWC		WATER RESOURCES ENGINEERING DEPARTMENT	1	07/13	REVISED, UPDATED NOTES
SHEET NO. 1 OF 2	DATE: JULY 01, 2024 APPROVED BY: M.M.M.		2	07/17	UPDATED NOTES

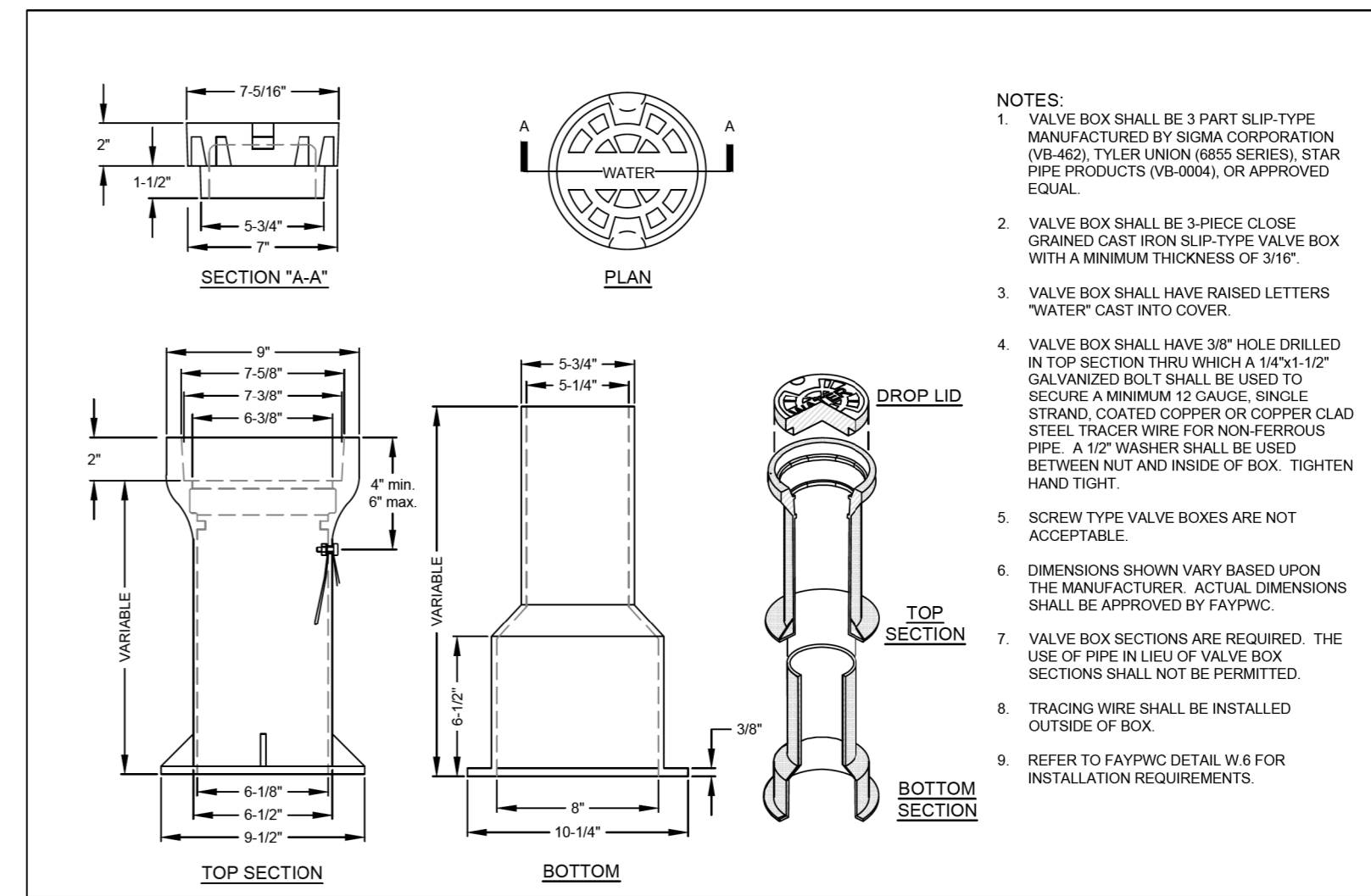
NOTE:
ANY REFERENCE TO FAYPWC PROJECT
COORDINATOR, PWC COORDINATOR OR FAYPWC
(FAYETTEVILLE PUBLIC WORKS COMMISSION)
SHALL BE INTERPRETTED AS A REFERENCE TO
THE ENGINEER.



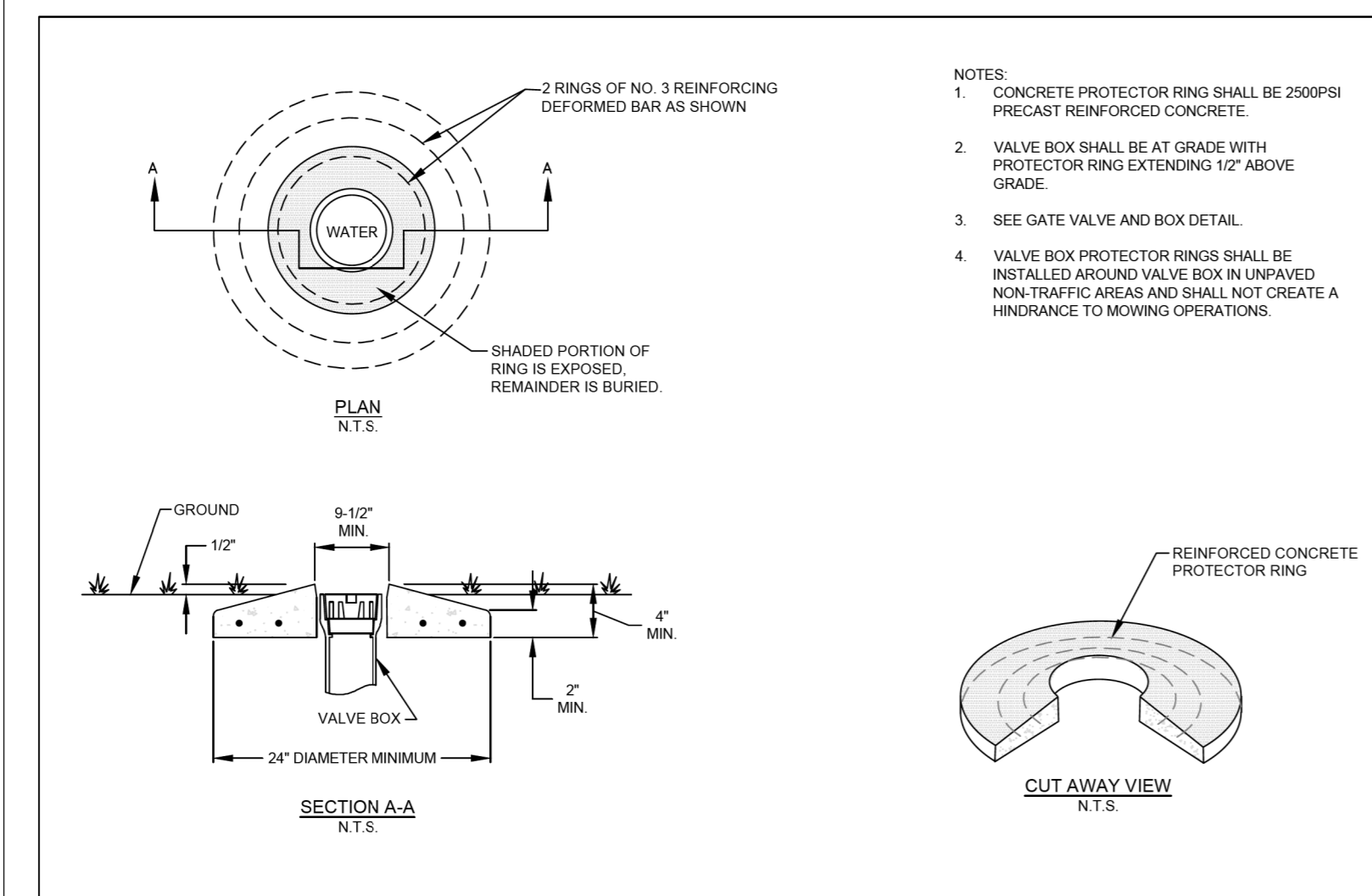
1-1/2" AND 2" BY-PASS METER BOX N.T.S.		FAYETTEVILLE PUBLIC WORKS COMMISSION FAYETTEVILLE, N.C.	NO.	DATE	REVISION
DWG. NO. W.5 DWG. BY: FAYPWC		WATER RESOURCES ENGINEERING DEPARTMENT	1	12/15	REVISED LID
SHEET NO. 2 OF 2	DATE: JULY 01, 2024 APPROVED BY: M.M.M.				



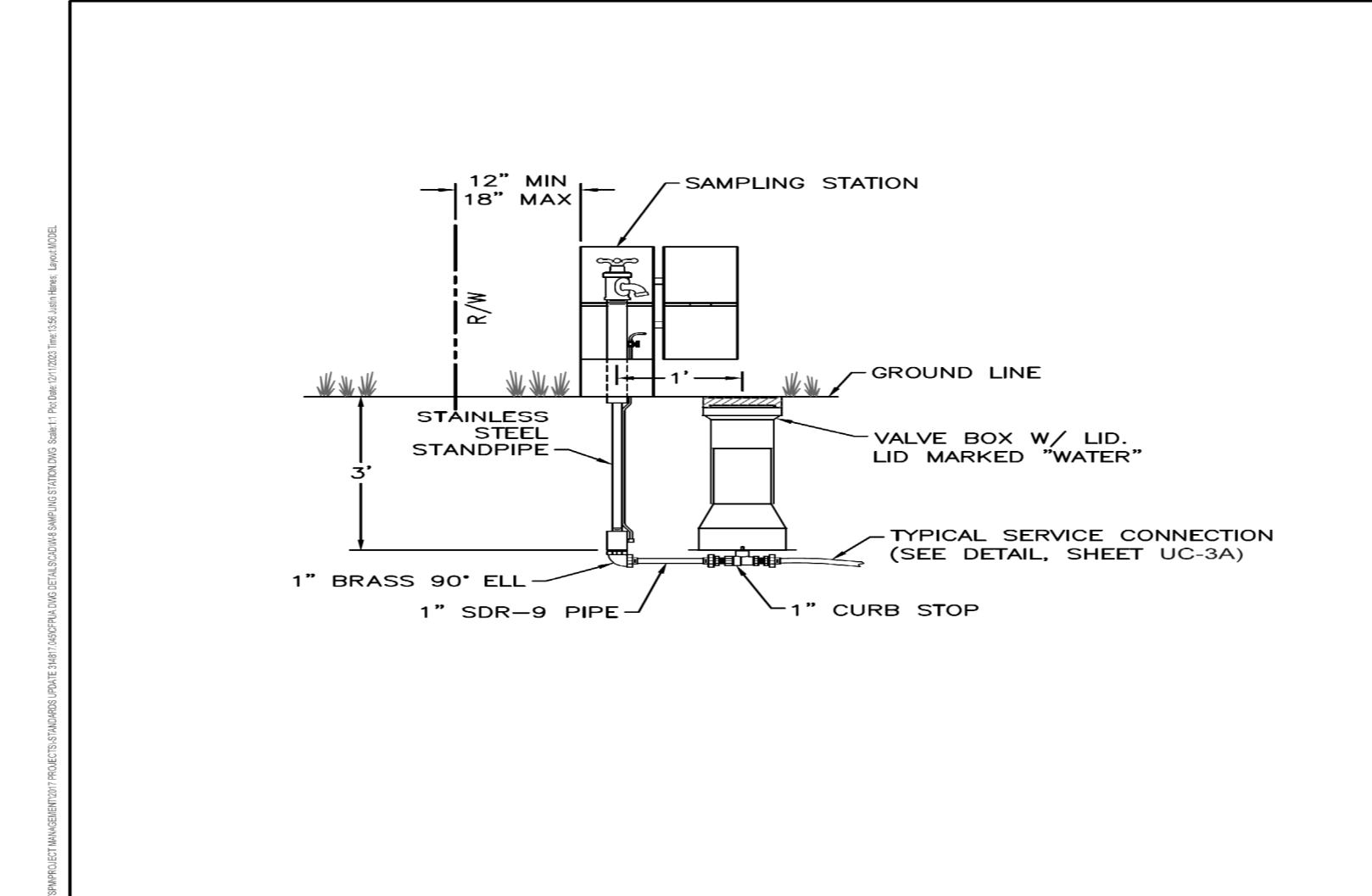
GATE VALVE N.T.S.		FAYETTEVILLE PUBLIC WORKS COMMISSION FAYETTEVILLE, N.C.	NO.	DATE	REVISION
DWG. NO. W.6 DWG. BY: FAYPWC		WATER RESOURCES ENGINEERING DEPARTMENT	1	6/06	ADDED NOTE NO. 9
SHEET NO. 1 OF 1	DATE: JULY 01, 2024 APPROVED BY: M.M.M.		2	7/09	CLARIFIED NOTES



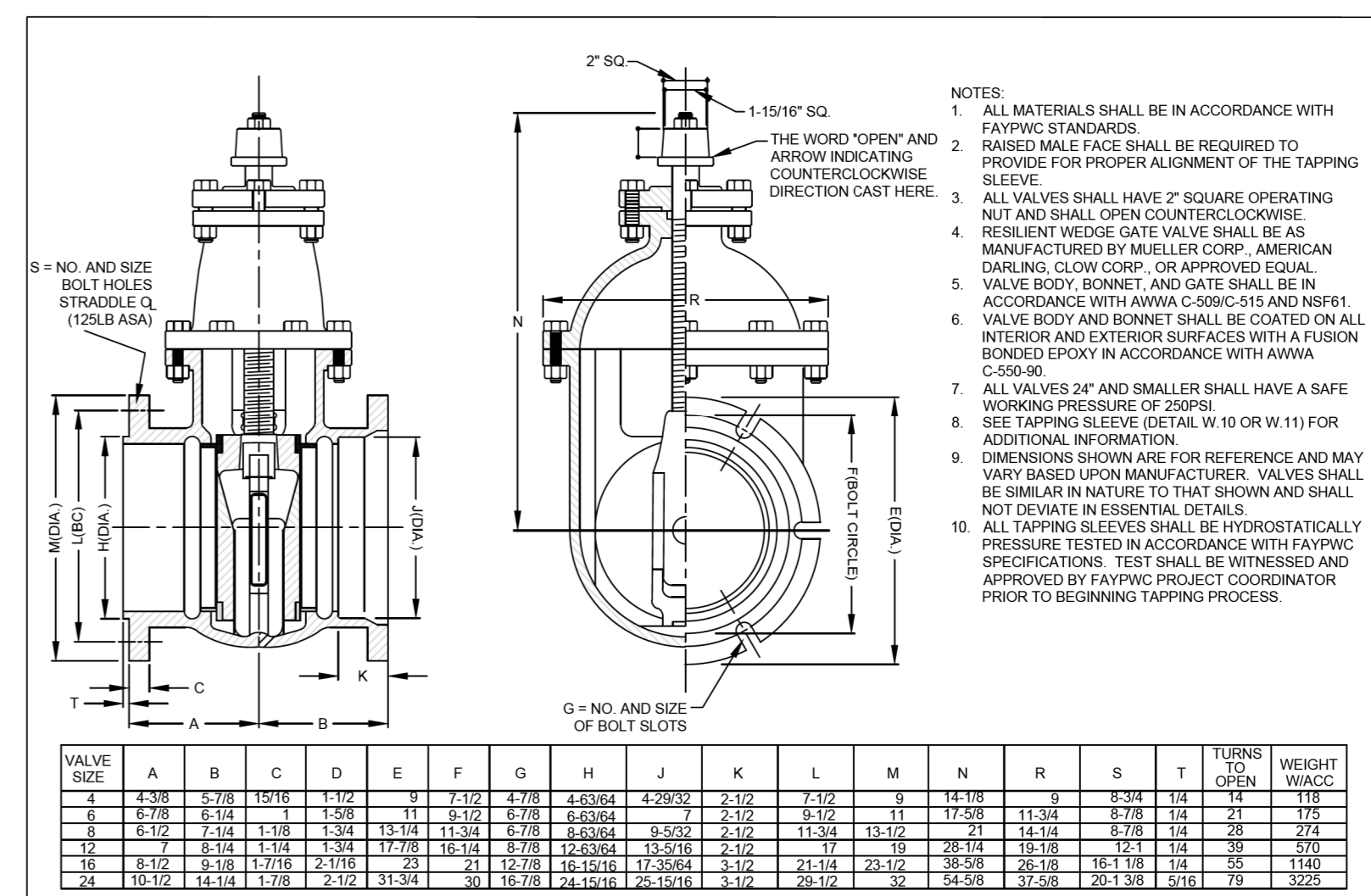
VALVE BOX N.T.S.		FAYETTEVILLE PUBLIC WORKS COMMISSION FAYETTEVILLE, N.C.	NO.	DATE	REVISION
DWG. NO. W.7 DWG. BY: FAYPWC		WATER RESOURCES ENGINEERING DEPARTMENT	1	07/09	ADDED NOTES 7, 8, AND CLARIFIED NOTES
SHEET NO. 1 OF 1	DATE: JULY 01, 2024 APPROVED BY: M.M.M.		2	01/14	REVISED NOTES 1, 4, 6



VALVE BOX PROTECTOR RING N.T.S.		FAYETTEVILLE PUBLIC WORKS COMMISSION FAYETTEVILLE, N.C.	NO.	DATE	REVISION
DWG. NO. W.8 DWG. BY: FAYPWC		WATER RESOURCES ENGINEERING DEPARTMENT			
SHEET NO. 1 OF 1	DATE: JULY 01, 2024 APPROVED BY: M.M.M.				



SAMPLING STATION N.T.S.		FAYETTEVILLE PUBLIC WORKS COMMISSION FAYETTEVILLE, N.C.	NO.	DATE	REVISION
DWG. NO. W-8 DWG. BY: FAYPWC		WATER RESOURCES ENGINEERING DEPARTMENT			
SHEET NO. 1 OF 1	DATE: JULY 01, 2024 APPROVED BY: M.M.M.				



TAPPING VALVE N.T.S.		FAYETTEVILLE PUBLIC WORKS COMMISSION FAYETTEVILLE, N.C.	NO.	DATE	REVISION
DWG. NO. W.9 DWG. BY: FAYPWC		WATER RESOURCES ENGINEERING DEPARTMENT	1	07/09	ADDED NOTE 10, REVISED 4 AND 5
SHEET NO. 1 OF 1	DATE: JULY 01, 2024 APPROVED BY: M.M.M.		2	07/13	REVISED NOTES 4, 8, 10

VALVE SIZE	A	B	C	D	E	F	G	H	J	K	L	M	N	R	S	T	TURN TO OPEN	WEIGHT W/ACC
4	4-3/8	5-7/8	10-1/8	1-7/8	1-7/8	7-1/2	4-7/8	4-3/4	4-29/32	2-1/2	7-1/2	9	14-1/8	9	8-3/4	1/4	14	118
6	6-7/8	8-1/4	11	1-5/8	1-1/2	9-1/2	5-7/8	5-3/4	5-29/32	2-1/2	9-1/2	11	17-3/8	11-3/4	8-7/8	1/4	21	178
8	8-1/2	11-1/4	13-3/4	1-3/4	1-1/2	11-3/4	6-7/8	6-3/4	6-29/32	2-1/2	11-3/4	13-1/2	21	14-1/4	8-7/8	1/4	28	274
12	12	15-1/2	17-3/4	1-7/8	1-1/2	15-1/2	8-7/8	8-3/4	8-29/32	2-1/2	15-1/2	17-1/2	27	18-1/4	11-3/4	1/4	38	370
16	16	19-1/2	21-3/4	2-1/8	1-1/2	19-1/2	10-7/8	10-3/4	10-29/32	2-1/2	19-1/2	21-1/2	33-1/2	22-1/4	14-3/4	1/4	55	514
24	24	27-1/2	31-3/4	2-1/2	1-3/4	27-1/2	13-7/8	13-3/4	13-29/32	2-1/2	27-1/2	29-1/2	52	24-3/4	18-3/4	1/4	79	825

REVISIONS

SYSTEM: UC03.dwg, Ut_dtl_UC03-3h.dgn