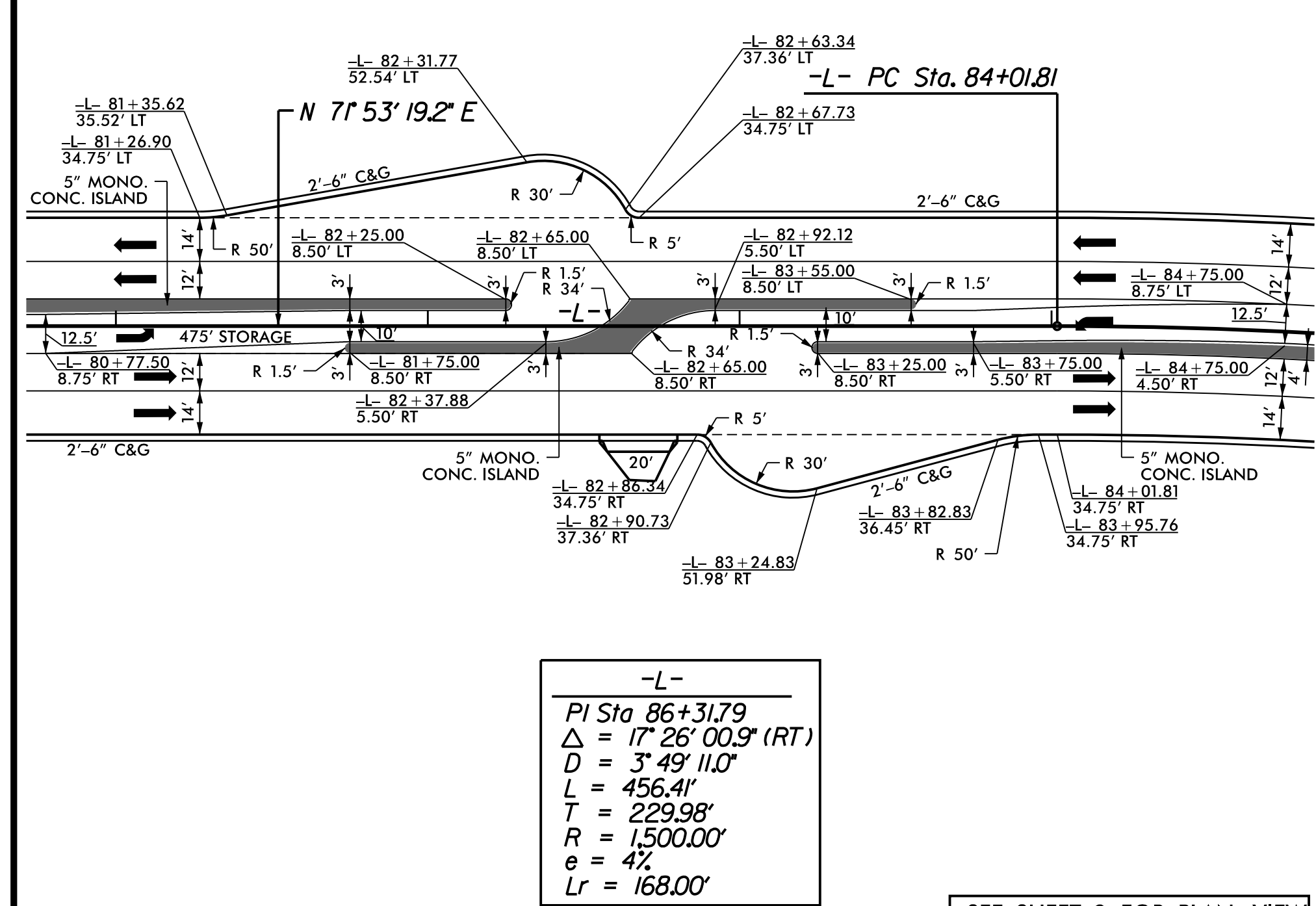


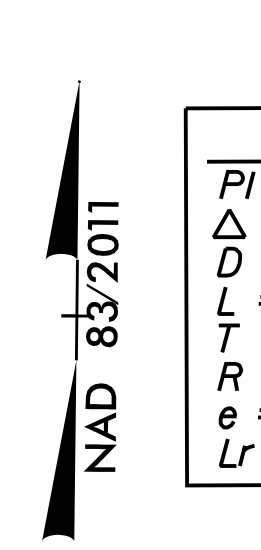
-L- BULB-OUT (81+00 TO 84+00) DETAIL



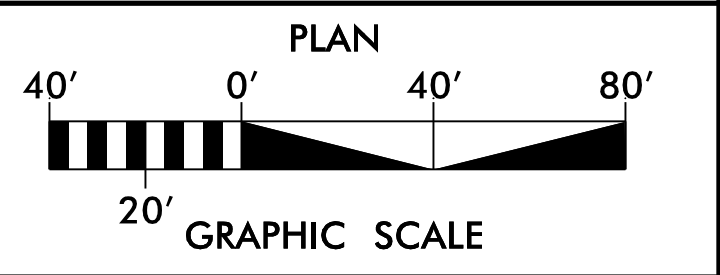
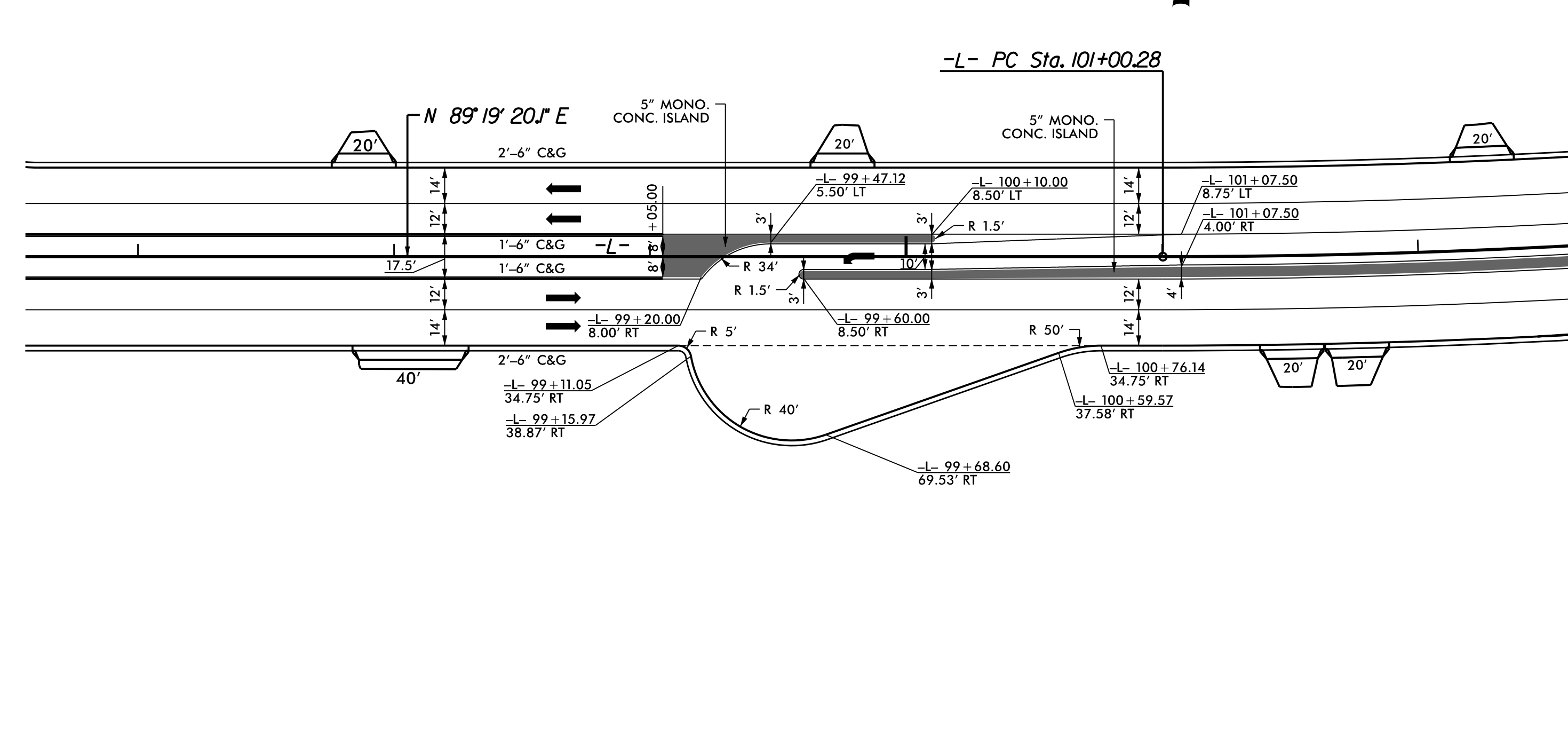
-L-
 PI Sta 86+31.79
 $\Delta = 17' 26' 00.9''$ (RT)
 $D = 3' 49' 11.0''$
 $L = 456.41'$
 $T = 229.98'$
 $R = 1,500.00'$
 $e = 4\%$
 $Lr = 168.00'$

SEE SHEET 8 FOR PLAN VIEW

-L- BULB-OUT (100+00) DETAIL



-L-
 PI Sta 104+39.87
 $\Delta = 12' 54' 58.2''$ (LT)
 $D = 1' 54' 35.5''$
 $L = 676.29'$
 $T = 339.58'$
 $R = 3,000.00'$
 $e = 3\%$
 $Lr = 126.00'$

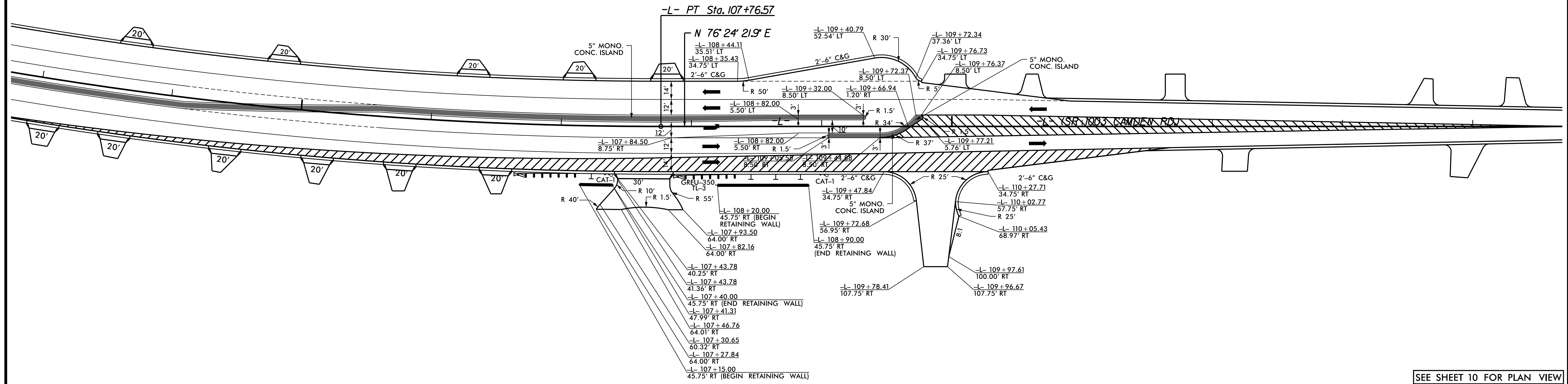


SEE SHEET 9 FOR PLAN VIEW

-L- BULB-OUT (110+00) DETAIL



-L-
 PI Sta 104+39.87
 $\Delta = 12' 54' 58.2''$ (LT)
 $D = 1' 54' 35.5''$
 $L = 676.29'$
 $T = 339.58'$
 $R = 3,000.00'$
 $e = 3\%$
 $Lr = 126.00'$



SEE SHEET 10 FOR PLAN VIEW

PLOT DRIVER: NCD01_.pdf_color_eng_50.ppt
 USER: ASNIDER
 FILE: PENTABLE: U3422_.dshpfi.tbl
 DATE: 8/7/2024
 TIME: 8:49:03 AM