

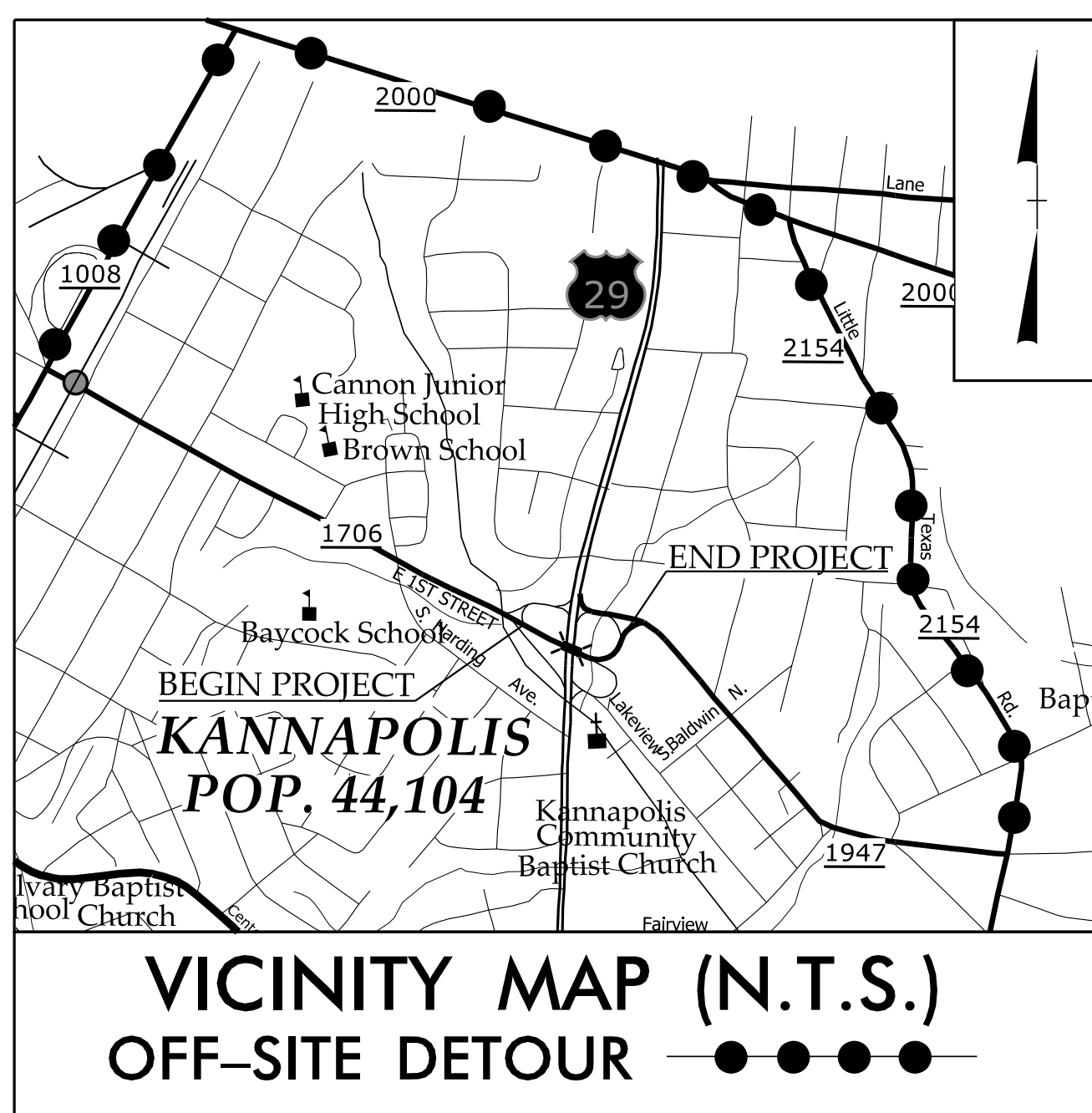
10/27/22

STATE OF NORTH CAROLINA
DIVISION OF HIGHWAYS

T.I.P. NO.	SHEET NO.
B-5372	UO-1

NOTE:
ALL UTILITY WORK SHOWN ON THIS SHEET WILL BE DONE BY OTHERS.
NO PAYMENT WILL BE MADE TO THE CONTRACTOR FOR UTILITY WORK SHOWN ON THIS SHEET.

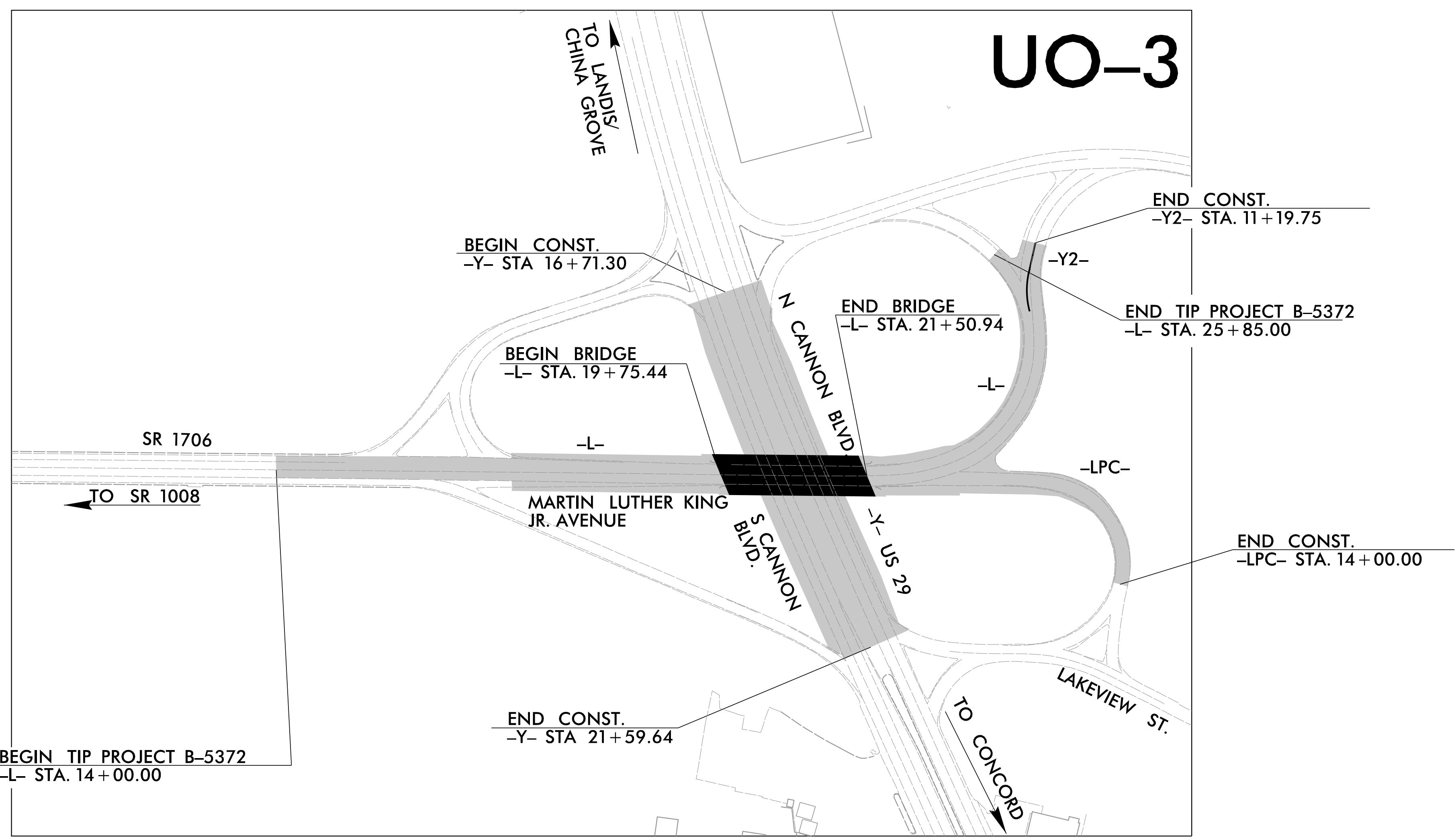
TIP PROJECT: B-5372



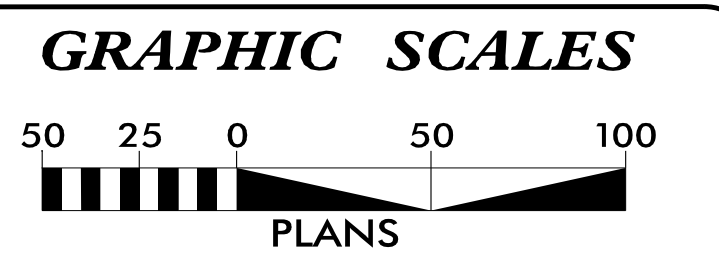
UTILITIES BY OTHERS PLANS CABARRUS COUNTY

LOCATION: BRIDGE NO. 109 ON
SR 1706 (E. 1ST ST) OVER US 29

TYPE OF WORK: RELOCATION OF
POWER, GAS, TELEPHONE, AND
FIBER UTILITIES



CONTRACT: C204384



INDEX OF SHEETS

SHEET NO.:	DESCRIPTION:
UO-1	TITLE SHEET
UO-2	UBO SYMBOLOGY SHEET
UO-3	UBO PLAN SHEETS

UTILITY OWNERS WITH CONFLICTS

(A) LIGHTING - TOWN OF KANNAPOLIS
(B) GAS - DOMINION

PREPARED IN THE OFFICE OF:

Johnson, Mirman, & Thompson Inc.
2550 West Tyvola Road, Suite 120,
Charlotte, NC, 28217
License No: C-3097

Nick Asaro, PLS UTILITY PROJECT MANAGER
Shane Waidner PROJECT UTILITY COORDINATOR

DIVISION OF HIGHWAYS
UTILITIES UNIT
1555 MAIL SERVICES CENTER
RALEIGH, NC 27699-1555
PHONE (919) 707-6690
FAX (919) 250-4151

Greg Sealy UTILITIES REGIONAL ENGINEER
Amy Dupree UTILITIES ENGINEER
Ali Kouchehi, PE UTILITIES AREA COORDINATOR
R. David Trantham UTILITIES COORDINATOR


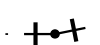
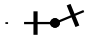
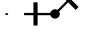
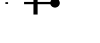



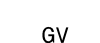















8/13/2024 11:28:57 AM
B-5372-UTILUOI.dgn
User: jRoemer

10/29/12

STATE OF NORTH CAROLINA DIVISION OF HIGHWAYS

UTILITIES PLAN SHEET SYMBOLS





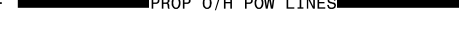



PROPOSED WATER SYMBOLS

Water Line (Sized as Shown)	
11 1/4 Degree Bend	
22 1/2 Degree Bend	
45 Degree Bend	
90 Degree Bend	
Plug	
Tee	
Cross	
Reducer	
Gate Valve	
Butterfly Valve	
Tapping Valve	
Line Stop	
Line Stop with Bypass	
Blow Off	
Fire Hydrant	
Relocate Fire Hydrant	
Remove Fire Hydrant	REM FH
Water Meter	
Relocate Water Meter	
Remove Water Meter	REM WM
Water Pump Station	
RPZ Backflow Preventer	
DCV Backflow Preventer	
Relocate RPZ Backflow Preventer	
Relocate DCV Backflow Preventer	

PROPOSED SEWER SYMBOLS






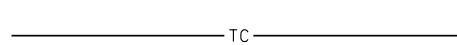



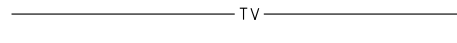

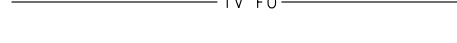













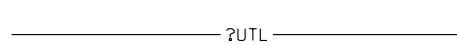











Gravity Sewer Line (Sized as Shown)	
Force Main Sewer Line (Sized as Shown)	
Manhole (Sized per Note)	
Sewer Pump Station	

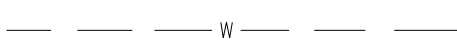
PROPOSED MISCELLANEOUS UTILITIES SYMBOLS

Power Pole	
Telephone Pole	
Joint Use Pole	
Telephone Pedestal	
Utility Line by Others (Type as Shown)	
Trenchless Installation	
Encasement by Open Cut	
Encasement	

Thrust Block	
Air Release Valve	
Utility Vault	
Concrete Pier	
Steel Pier	
Plan Note	
Pay Item Note	

EXISTING UTILITIES SYMBOLS

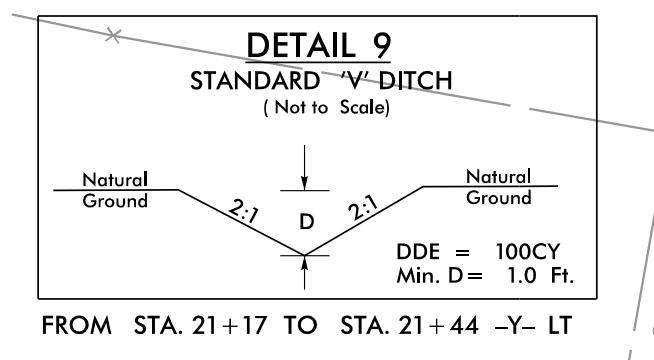
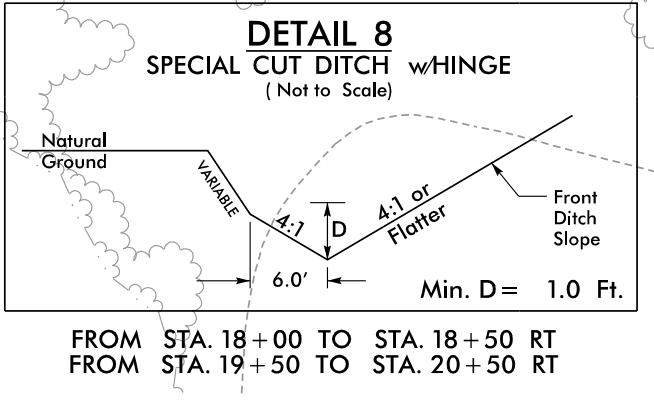
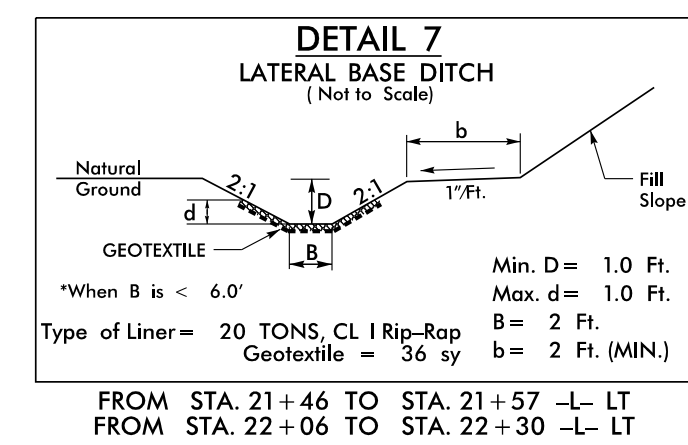
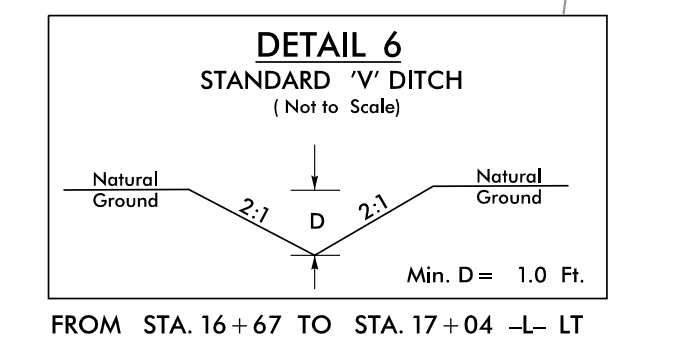
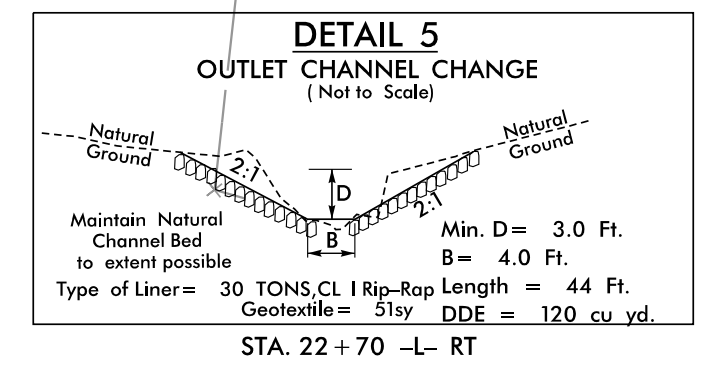
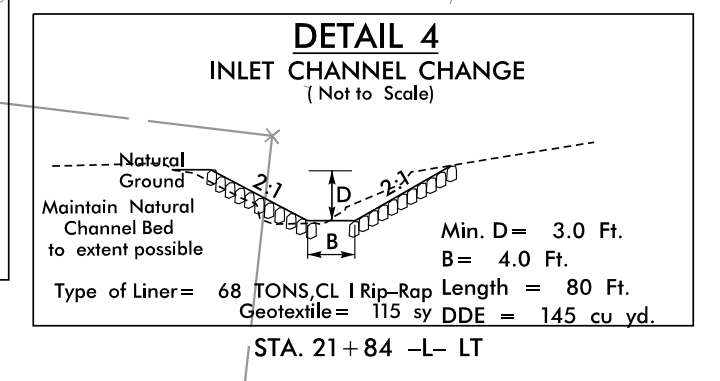
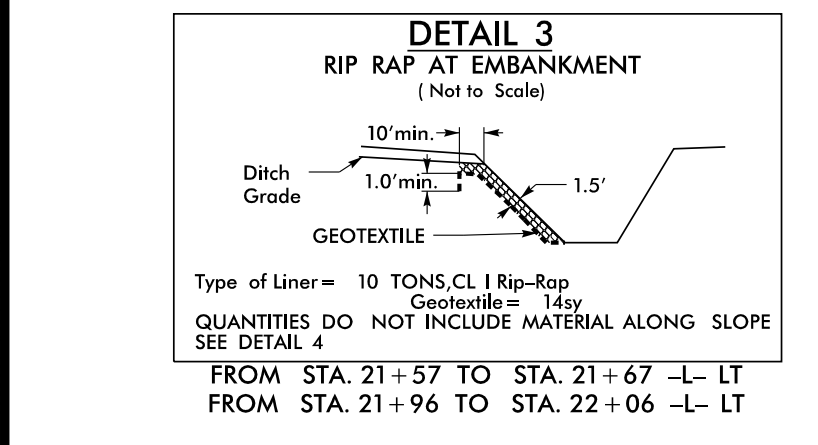
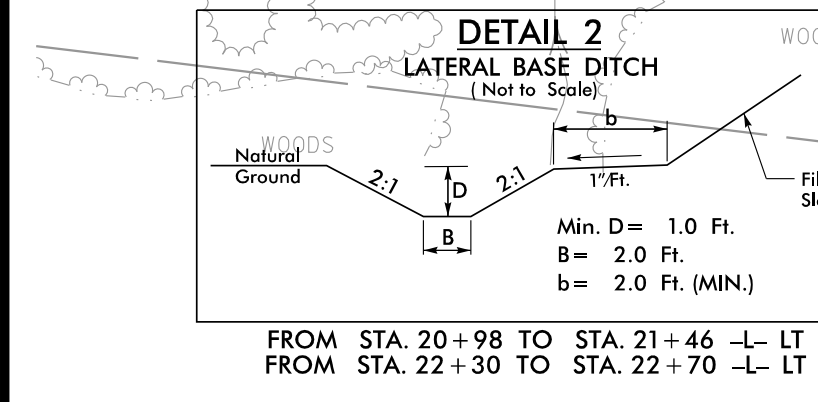
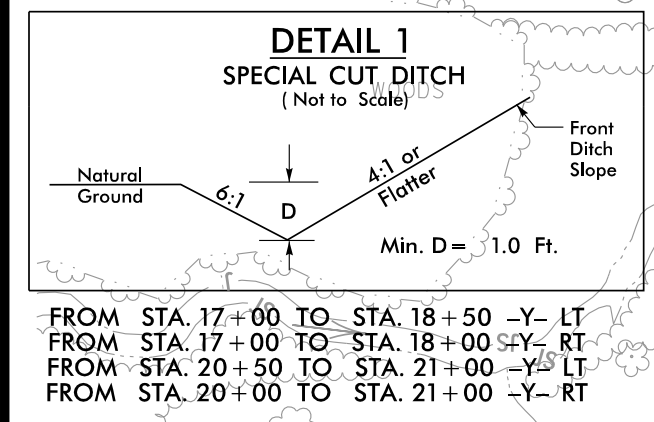
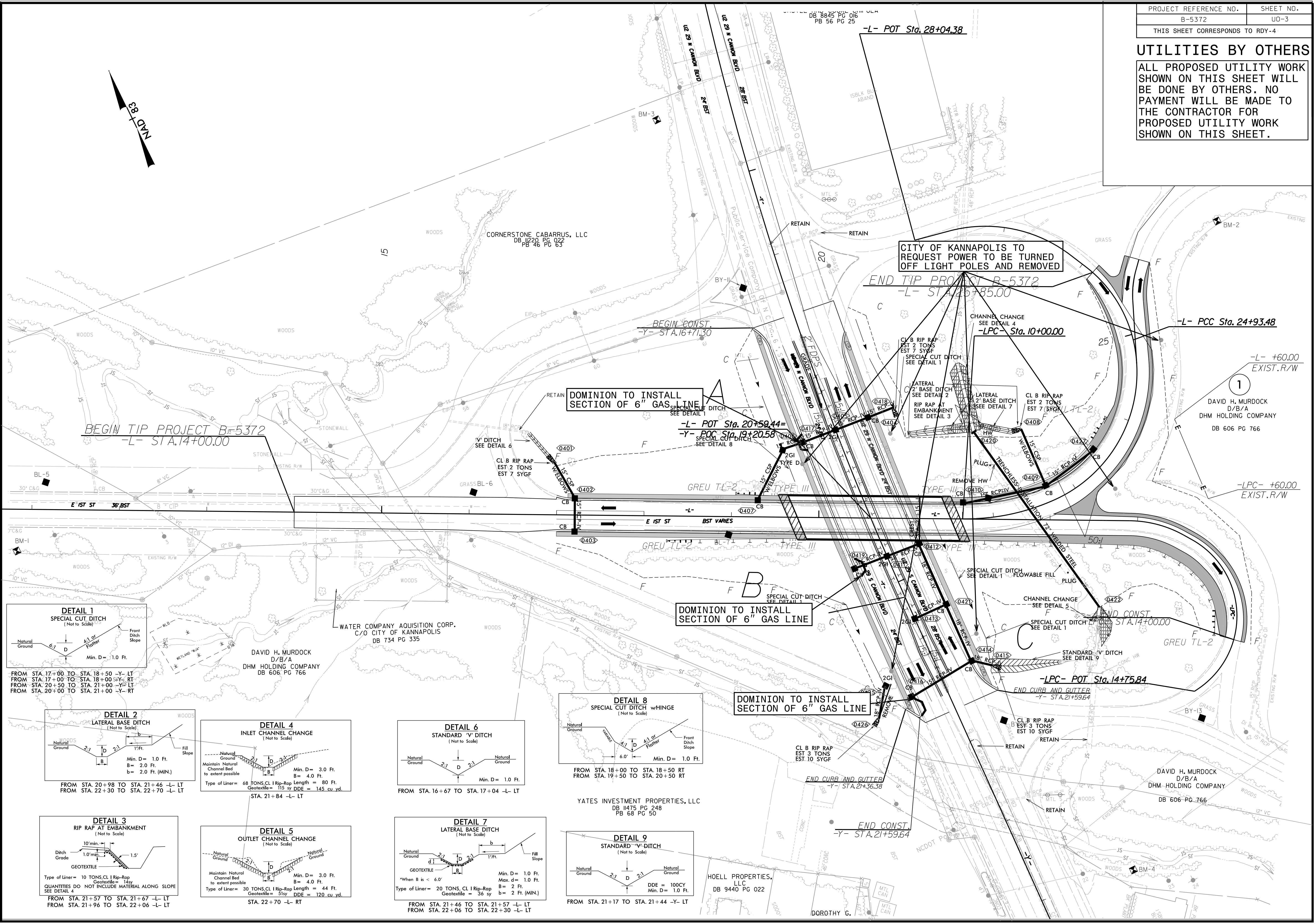
Power Pole		*Underground Power Line	
Telephone Pole		*Underground Telephone Cable	
Joint Use Pole		*Underground Telephone Conduit	
Utility Pole		*Underground Fiber Optics Telephone Cable	
Utility Pole with Base		*Underground TV Cable	
H-Frame Pole		*Underground Fiber Optics TV Cable	
Power Transmission Line Tower		*Underground Gas Pipeline	
Water Manhole		Aboveground Gas Pipeline	
Power Manhole		*Underground Water Line	
Telephone Manhole		Aboveground Water Line	
Sanitary Sewer Manhole		*Underground Gravity Sanitary Sewer Line	
Hand Hole for Cable		Aboveground Gravity Sanitary Sewer Line	
Power Transformer		*Underground SS Forced Main Line	
Telephone Pedestal		Underground Unknown Utility Line	
CATV Pedestal		SUE Test Hole	
Gas Valve		Water Meter	
Gas Meter		Water Valve	
Located Miscellaneous Utility Object		Fire Hydrant	
Abandoned According to Utility Records	AATUR	Sanitary Sewer Cleanout	
End of Information	E.O.I.		

*For Existing Utilities
 Utility Line Drawn from Record (Type as Shown)  W
 Designated Utility Line (Type as Shown)  W

UTILITIES BY OTHERS

ALL PROPOSED UTILITY WORK SHOWN ON THIS SHEET WILL BE DONE BY OTHERS. NO PAYMENT WILL BE MADE TO THE CONTRACTOR FOR PROPOSED UTILITY WORK SHOWN ON THIS SHEET.

10/27/22



8/13/2024 11:28:42 AM
B-5372_u01.u04.dgn