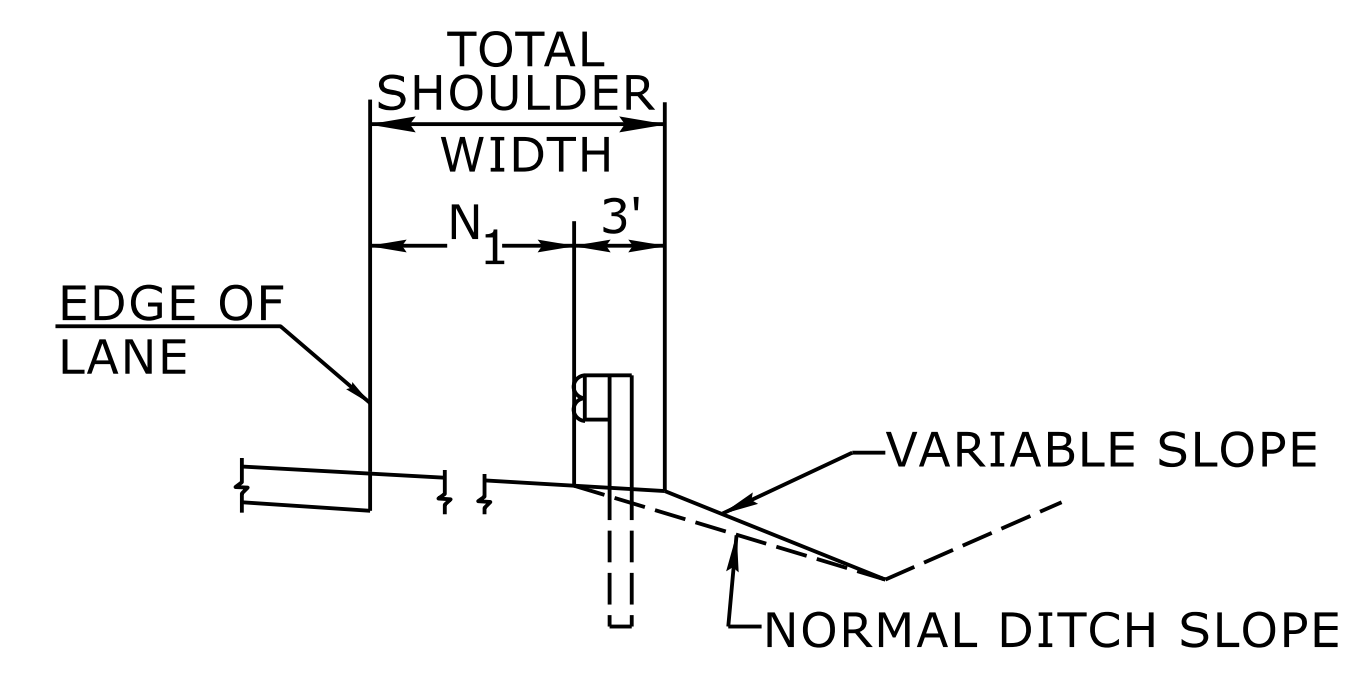
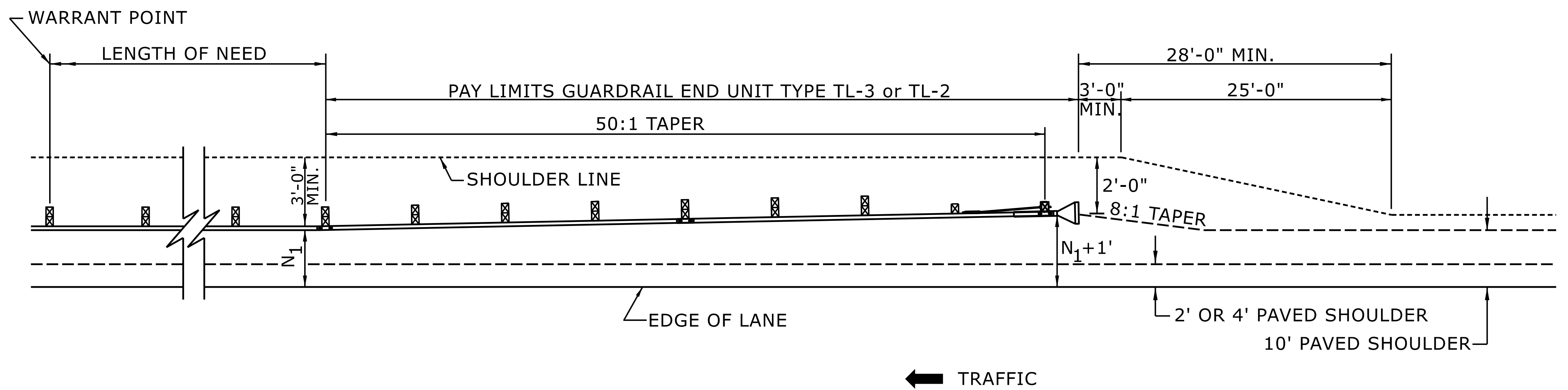


**FILL SECTION**



**CUT SECTION**

"N<sub>1</sub>" = DISTANCE FROM EDGE OF LANE TO FACE OF GUARDRAIL WHERE GUARDRAIL IS PARALLEL TO LANE.




FOR POSTED SPEEDS ≥ 45mph USE GREU TYPE TL-3  
FOR POSTED SPEEDS < 45mph USE GREU TYPE TL-2

**DETAIL OF BEGINNING OF GUARDRAIL IN CUT OR FILL SECTION**

STATE OF  
NORTH CAROLINA  
DEPT. OF TRANSPORTATION  
DIVISION OF HIGHWAYS  
RALEIGH, N.C.

ROADWAY DETAIL DRAWING FOR  
**GUARDRAIL PLACEMENT**



10/2/2024

SHEET 6 OF 15  
**862D01**

DOCUMENT NOT CONSIDERED FINAL  
UNLESS ALL SIGNATURES COMPLETED

**CONTRACTS STANDARDS  
AND DEVELOPMENT UNIT**  
Office 919-707-6950 FAX 919-250-4119

**SEE TITLE BLOCK**

ORIGINAL BY: S.CALHOUN	DATE: 7-25-2024
MODIFIED BY:	DATE:
CHECKED BY:	DATE:
FILE SPEC.:	