

TIP PROJECT: U-5746


CONTRACT: C204968

STATE OF NORTH CAROLINA
DIVISION OF HIGHWAYS

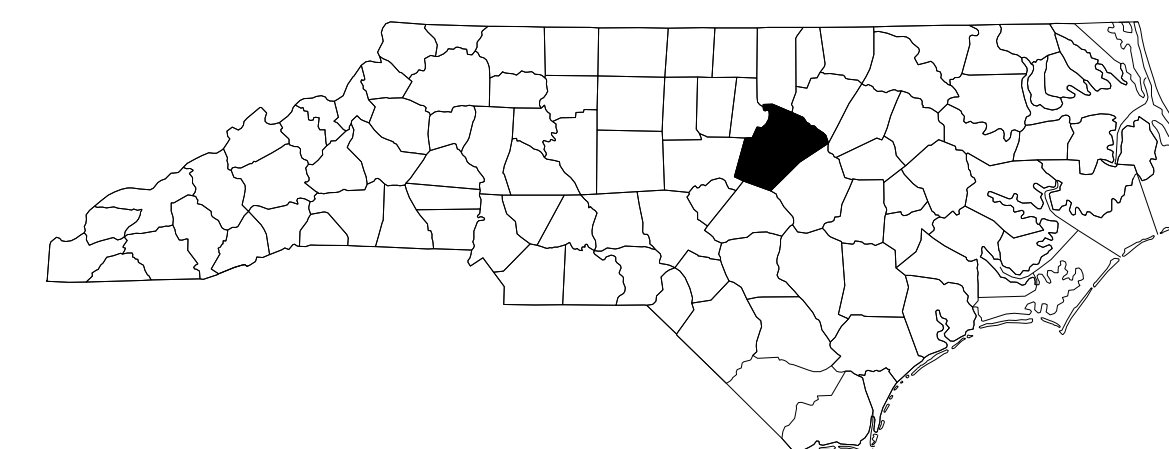
WAKE COUNTY

**LOCATION: US 401 (FAYETTEVILLE RD) FROM SR 1467 /2839
(ALLEN ST) TO NORTH OF SR 1010 (TEN-TEN RD)**

SIGNING PLAN



PROJECT REFERENCE NO. U-5746	SHEET NO. SIGN-1
SIGNING ENGINEER	
Mike Rzepka 8/29/2024	
DOCUMENT NOT CONSIDERED FINAL UNLESS ALL SIGNATURES COMPLETED	
HDR Engineering, Inc. of the Carolinas 555 Fayetteville St, Suite 900 Raleigh, N.C. 27601 N.C.B.E.L.S. License Number: F-0116	



ROADWAY STANDARD DRAWING

THE FOLLOWING ROADWAY STANDARDS AS APPEAR IN "ROADWAY STANDARD DRAWINGS" - N.C. DEPARTMENT OF TRANSPORTATION - RALEIGH, N.C., DATED JANUARY 2024 ARE APPLICABLE TO THIS PROJECT AND BY REFERENCE HEREBY ARE CONSIDERED A PART OF THESE PLANS:

STD. NO.	TITLE
901.50	ARROWS AND SHIELDS
904.10	ORIENTATION OF GROUND MOUNTED SIGNS
904.50	MOUNTING OF TYPE 'D', 'E' AND 'F' SIGNS ON 'U' CHANNEL POSTS

PROJECT NOTES

- DISPOSAL OF SIGN SYSTEM, U-CHANNEL
- RELOCATE SIGN SYSTEM, U-CHANNEL BY OTHERS
- SIGNS INSTALLED UNDER R-2721B

GENERAL NOTES

- SIGNS FURNISHED BY THE STATE
- CONFIRM IN WRITING AT LEAST 4 MONTHS IN ADVANCE, THE ACTUAL DATE THE DEPARTMENT FURNISHED SIGNS WILL BE REQUIRED.
- ALL TYPE 'D' SIGNS SHALL BE MOUNTED ON TWO U-CHANNEL POSTS UNLESS OTHERWISE INDICATED ON THE PLANS.
- IF REMOVAL OR RELOCATION OF SIGNS ON PRIVATE STREET (NON-STATE MAINTAINED) IS REQUIRED DUE TO CONSTRUCTION, THE CONTRACTOR SHALL INFORM THE ENGINEER. THE WORK WILL BE COMPLETED BY OTHERS.
- WHEN NOT STATIONED OR DIMENSIONED ON PLANS, ALL 'E' AND 'F' SIGNS SHALL BE FIELD LOCATED BY THE ENGINEER
- ALL EXISTING SIGNS ON "U" CHANNEL POST WITHIN THE PROJECT LIMITS SHALL BE REMOVED AND DISPOSED OF UNLESS OTHERWISE NOTED ON PLANS.
- WHEN EXISTING SIGNS ARE REMOVED AND INSTALLED ON NEW SUPPORTS, THE RE-ERECTION SHALL IMMEDIATELY FOLLOW THE REMOVAL.
- THE BACKGROUND FOR TYPE E & F SIGNS SHALL BE TYPE C REFLECTIVE SHEETING.
- SEE ROADWAY PLANS FOR GUARD/GUIDE RAIL DETAILS.

SUMMARY OF QUANTITIES


ITEM NO.		ITEM DESCRIPTION	QUANTITY	UNIT
DESC. NO.	SECT. NO.			
4072000000	903	SUPPORTS, 3 LB STEEL U-CHANNEL	687	L.F.
4096000000	904	SIGN ERECTION, TYPE D	1	EA.
4102000000	904	SIGN ERECTION, TYPE E	38	EA.
4108000000	904	SIGN ERECTION, TYPE F	4	EA.
4155000000	907	DISPOSAL OF SIGN SYSTEM, U-CHANNEL	14	EA.

INDEX

SHEET NO.	DESCRIPTION
SIGN-1	TITLE, NOTES, RDWY STD DWGS & QUANTITIES
SIGN-2	SIGN DESIGN
SIGN-3	"E" & "F" SIGNS
SIGN-4-SIGN-7	SIGNING PLAN SHEETS

PLAN REVIEWED BY: N.C.D.O.T. SIGNING AND DELINEATION UNIT

MITCH EATON, P.E. SIGNING & DELINEATION REGIONAL ENGINEER
STACEY JOHNS SIGNING & DELINEATION PROJECT DESIGN ENGINEER



PLAN PREPARED BY: HDR Engineering, Inc. of the Carolinas.

RON KING, P.E. PROJECT ENGINEER
RICHARD DRAYTON PROJECT DESIGN ENGINEER

PROJECT REFERENCE NO. U-5746	SHEET NO. SIGN-2
SIGNING ENGINEER	
DOCUMENT NOT CONSIDERED FINAL UNLESS ALL SIGNATURES COMPLETED	
HDR Engineering, Inc. of the Carolinas 555 Fayetteville St. Suite 900 Raleigh, N.C. 27601 N.C.B.E.L.S. License Number: F-0116	

SIGN NUMBER: 301 TYPE: D QUANTITY: 1 SIGN WIDTH: 6'-0" HEIGHT: 2'-6" TOTAL AREA: 15.0 Sq.Ft. BORDER TYPE: FLUSH RECESS: 0" WIDTH: 0.75" RADII: 3" NO. Z BARS: LENGTH:	BACKG COLOR: Green COPY COLOR: White <table border="1"> <tr> <th>SYMBOL</th> <th>X</th> <th>Y</th> <th>WID</th> <th>HT</th> </tr> <tr> <td>AR_Type D</td> <td>55.2</td> <td>12</td> <td>6</td> <td>9</td> </tr> <tr><td> </td><td> </td><td> </td><td> </td><td> </td></tr> <tr><td> </td><td> </td><td> </td><td> </td><td> </td></tr> <tr><td> </td><td> </td><td> </td><td> </td><td> </td></tr> <tr><td> </td><td> </td><td> </td><td> </td><td> </td></tr> <tr><td> </td><td> </td><td> </td><td> </td><td> </td></tr> <tr><td> </td><td> </td><td> </td><td> </td><td> </td></tr> </table> MAT'L: 0.125" (3.2 mm) ALUMINUM	SYMBOL	X	Y	WID	HT	AR_Type D	55.2	12	6	9																															DESIGN BY: R DRAYTON PROJECT ID: U-5746 CHECKED BY: R KING DATE: Feb 20, 2020 DIV: 5
SYMBOL	X	Y	WID	HT																																						
AR_Type D	55.2	12	6	9																																						

BORDER 7.75" 56.5" 7.75"
R=3"
TH=0.75"


Spacing Factor is 1 unless specified otherwise

LETTER POSITIONS

Letter spacings are to start of next letter

	W	a	k	e	T	e	c	h														Series/Size Text Length	
	8.2	5.8	4.6	4.3	3.5	6	4.3	4.1	4.3	3.5	23.3											D 2000 40.5	
																							D 2000 41.5


401 QUANTITY REQ'D .5_



36 X 36
R1-1

ONE "U" POST PER SIGN


406 QUANTITY REQ'D .4_



36 X 12
R6-1 (L)

MOUNT SIGN 406 BACK TO BACK WITH SIGN 407 IN 2 INSTALLTIONS

412 QUANTITY REQ'D .__



30 X 36
R2-1

ONE "U" POST PER SIGN

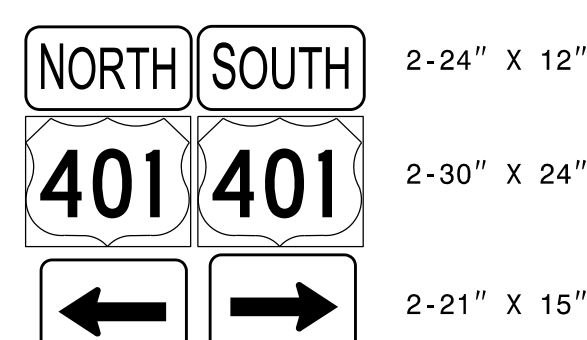
501 502



1-21" X 15"
1-30" X 24"

ONE "U" POST PER SIGN

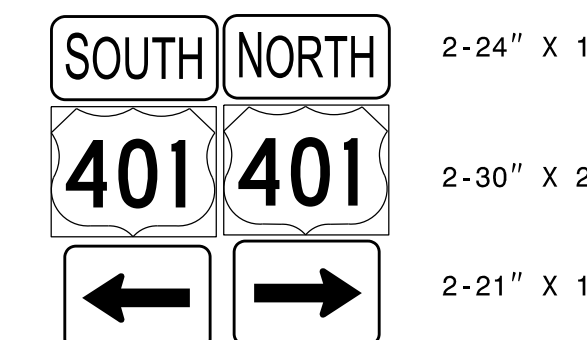
503



2-24" X 12"
2-30" X 24"
2-21" X 15"

TWO "U" POSTS


504



2-24" X 12"
2-30" X 24"
2-21" X 15"

TWO "U" POSTS


402 QUANTITY REQ'D .__



36 X 36
W3-5

ONE "U" POST

407 QUANTITY REQ'D .8_



36 X 12
R6-1 (R)

TWO "U" POSTS PER SIGN

408 QUANTITY REQ'D .5_



36 X 36
W8-6

ONE "U" POST PER SIGN

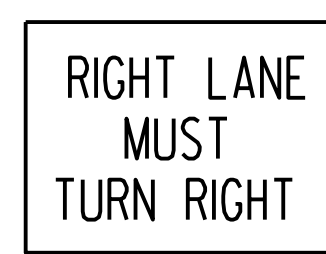
409 QUANTITY REQ'D .5_



18 X 18
OM1-3

MOUNT SIGN 409 BELOW SIGN 408 IN 5 INSTALLTIONS


410 QUANTITY REQ'D .6_



36 X 36
R3-7

ONE "U" POST PER SIGN


403 QUANTITY REQ'D .2_



30 X 36
R2-1

ONE "U" POST PER SIGN

SIGNING ENGINEER



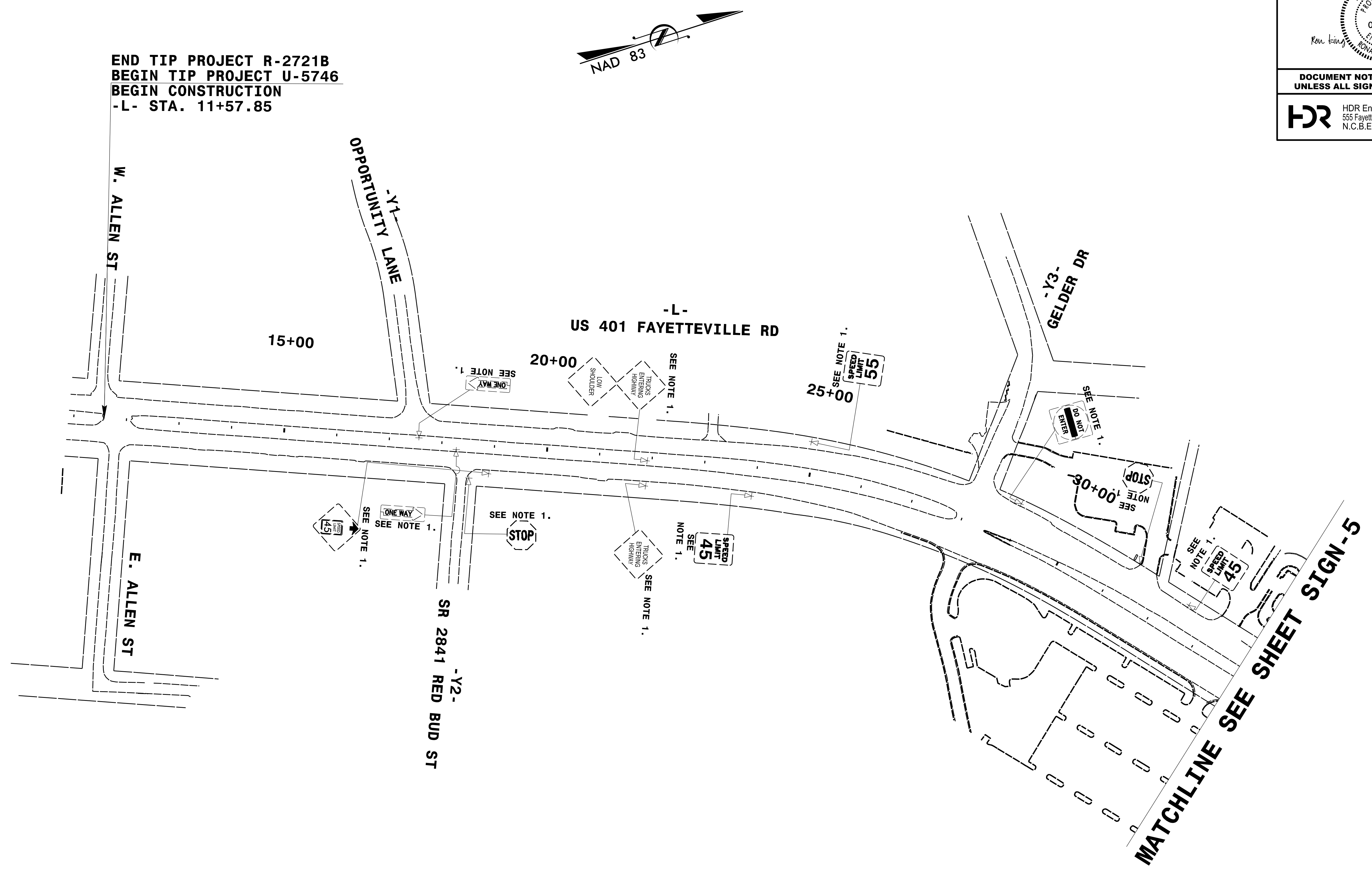
SEAL 022959
RONALD W. KING
28/2020

DOCUMENT NOT CONSIDERED FINAL
UNLESS ALL SIGNATURES COMPLETED

HDR HDR Engineering, Inc. of the Carolinas
555 Fayetteville St. Suite 900 Raleigh, N.C. 27601
N.C.B.E.L.S. License Number: F-0116

TYPE "E" & "F" SIGNS

PROJECT REFERENCE NO. U-5746	SHEET NO. SIGN-4
SIGNING ENGINEER	
DOCUMENT NOT CONSIDERED FINAL UNLESS ALL SIGNATURES COMPLETED	
<small>HDR Engineering, Inc. of the Carolinas 555 Fayetteville St, Suite 900 Raleigh, N.C. 27601 N.C.B.E.L.S. License Number: F-0116</small>	

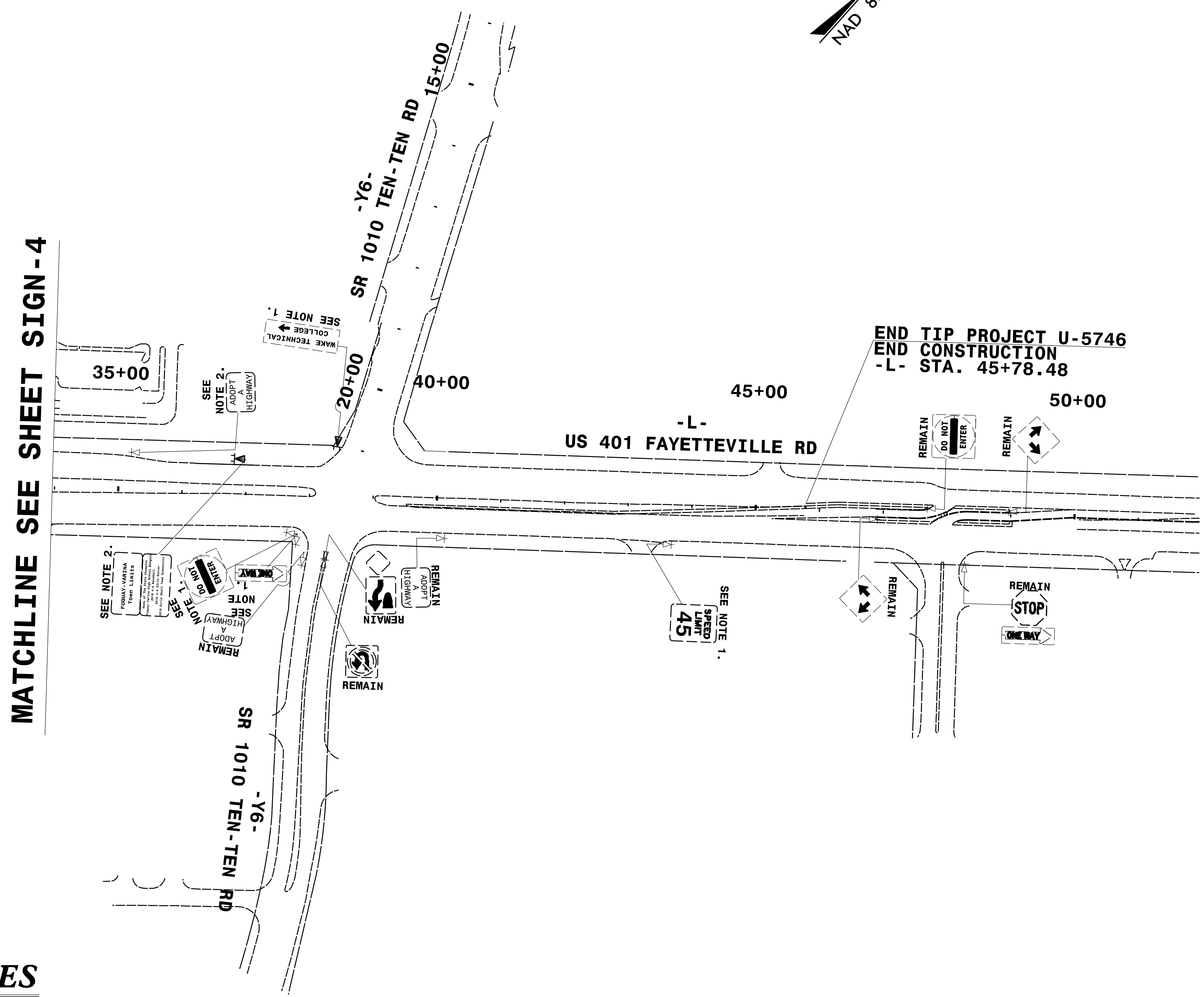



PROJECT NOTES

1. DISPOSAL OF SIGN SYSTEM, U-CHANNEL
2. RELOCATE SIGN SYSTEM, U-CHANNEL BY OTHERS
3. SIGNS INSTALLED UNDER R-2721B

**EXISTING
SIGNING PLAN SHEET**

PROJECT REFERENCE NO. U-5746	SHEET NO. SIGN-5
SIGNING ENGINEER	
DOCUMENT NOT CONSIDERED FINAL UNLESS ALL SIGNATURES COMPLETED	
HDR Engineering, Inc. of the Carolinas 555 Fayetteville St, Suite 900 Raleigh, N.C. 27601 N.C.B.E.L.S. License Number: F-0116	

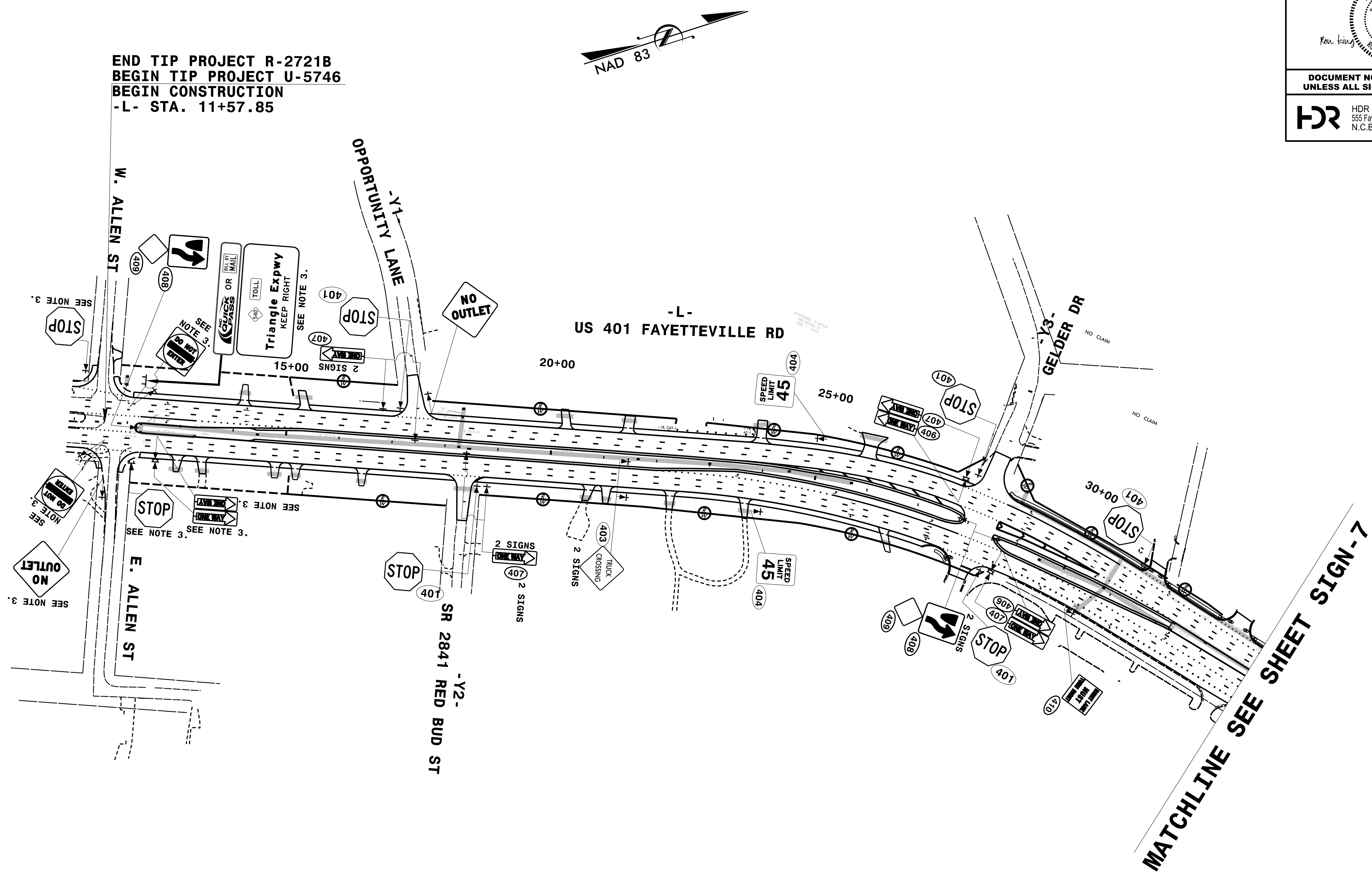


PROJECT NOTES

1. DISPOSAL OF SIGN SYSTEM, U-CHANNEL
2. RELOCATE SIGN SYSTEM, U-CHANNEL BY OTHERS
3. SIGNS INSTALLED UNDER R-2721B

**EXISTING
SIGNING PLAN SHEET**

PROJECT REFERENCE NO. U-5746	SHEET NO. SIGN-6
SIGNING ENGINEER	
DOCUMENT NOT CONSIDERED FINAL UNLESS ALL SIGNATURES COMPLETED	
HDR Engineering, Inc. of the Carolinas 555 Fayetteville St. Suite 900 Raleigh, N.C. 27601 N.C.B.E.L.S. License Number: F-0116	



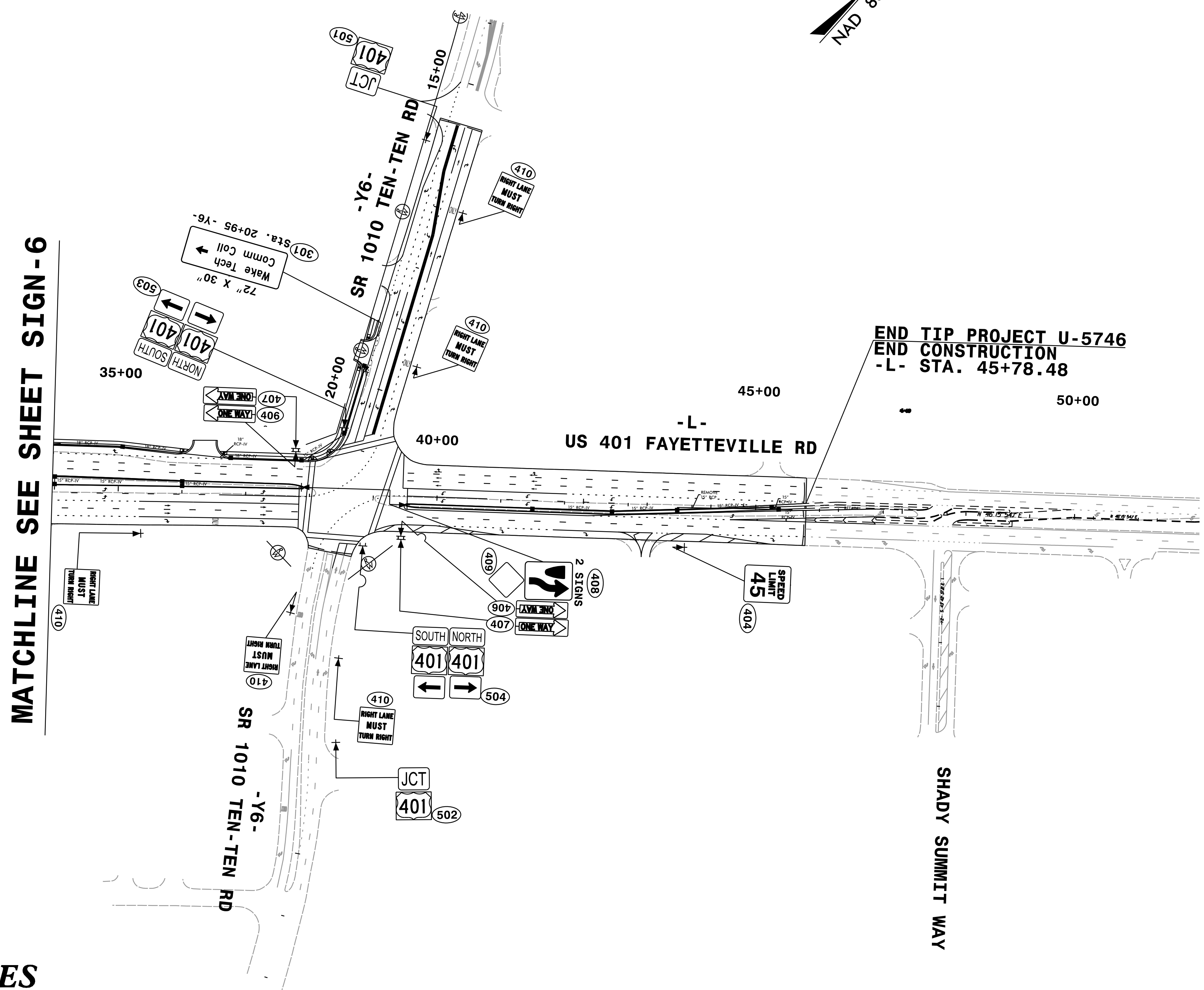

END TIP PROJECT R-2721B
 BEGIN TIP PROJECT U-5746
 BEGIN CONSTRUCTION
 -L- STA. 11+57.85

PROJECT NOTES

1. DISPOSAL OF SIGN SYSTEM, U-CHANNEL
2. RELOCATE SIGN SYSTEM, U-CHANNEL BY OTHERS
3. SIGNS INSTALLED UNDER R-2721B

**PROPOSED
SIGNING PLAN SHEET**

PROJECT REFERENCE NO. U-5746	SHEET NO. SIGN-7
SIGNING ENGINEER	
DOCUMENT NOT CONSIDERED FINAL UNLESS ALL SIGNATURES COMPLETED	
HDR Engineering, Inc. of the Carolinas 555 Fayetteville St, Suite 900 Raleigh, N.C. 27601 N.C.B.E.L.S. License Number: F-0116	



PROJECT NOTES

1. DISPOSAL OF SIGN SYSTEM, U-CHANNEL
2. RELOCATE SIGN SYSTEM, U-CHANNEL BY OTHERS
3. SIGNS INSTALLED UNDER R-2721B

**PROPOSED
SIGNING PLAN SHEET**