

## ALTERNATE PHASING ACTIVATION DETAIL

TO RUN ALT. PHASING DURING COORDINATION - SELECT ALL PAGE CHANGES (AS SHOWN BELOW) WITHIN COORDINATION PLAN PROGRAMMING.

TO RUN ALT. PHASING DURING FREE RUN - PROGRAM PAGE CHANGES (SHOWN BELOW) IN SEPARATE TIME OF DAY EVENTS. IF PAGE 1 IS USED, NO EVENT PROGRAMMING IS NECESSARY FOR THAT PARTICULAR PAGE.

<u>PHASING</u>	<u>INPUTS PAGE</u>	<u>OVERLAPS PAGE</u>
ACTIVE PAGES REQUIRED TO RUN <u>DEFAULT PHASING</u>	1	1
ACTIVE PAGES REQUIRED TO RUN <u>ALTERNATE PHASING</u>	2	2

NOTE: PAGES NOT SHOWN (i.e. sequence, phase control, etc.) SHOULD REMAIN AS '1', OR AS DEFINED BY TIMING ENGINEER.

IMPORTANT: IF ALT. PHASING IS USED DURING FREE RUN AND COORDINATION, DO NOT OPERATE TIME OF DAY PAGE CHANGE EVENTS CONCURRENTLY WITH COORDINATION PLAN EVENTS IN THE EVENT SCHEDULER. (EX. FREE RUN PAGE CHANGE EVENT SHOULD END BEFORE COORDINATION PLAN EVENT STARTS AND VICE-VERSA).

### ALTERNATE PHASING PAGE CHANGE SUMMARY

THE FOLLOWING IS A SUMMARY OF WHAT TAKES PLACE WHEN THESE OVERLAP/INPUT PAGE CHANGES ACTIVATE TO CALL THE "ALTERNATE PHASING":

- OVERLAPS PAGE 2:** Modifies overlap parent phases for heads 11 and 51 to run protected turns only.
- INPUTS PAGE 2:** Disables phase 6 call on loop 1A and reduces delay time for phase 1 call on loop 1A to 0 seconds.
- Disables phase 2 call on loop 5A and reduces delay time for phase 5 call on loop 5A to 0 seconds.

## FLASHER CIRCUIT MODIFICATION DETAIL

IN ORDER TO ENSURE THAT SIGNALS FLASH CONCURRENTLY ON THE SAME APPROACH, MAKE THE FOLLOWING FLASHER CIRCUIT CHANGES:




1. ON REAR OF PDA - REMOVE WIRE FROM TERM. T2-4 AND TERMINATE ON T2-2.
2. ON REAR OF PDA - REMOVE WIRE FROM TERM. T2-5 AND TERMINATE ON T2-3.
3. REMOVE FLASHER UNIT 2.

THE CHANGES LISTED ABOVE TIES ALL PHASES AND OVERLAPS TO FLASHER UNIT 1.

THIS ELECTRICAL DETAIL IS FOR  
 THE SIGNAL DESIGN: 03-1139  
 DESIGNED: May 2022  
 SEALED: 5/17/2024  
 REVISED:

Signal Upgrade - Final Design  
 Electrical Detail - Sheet 5 of 7

**DOCUMENT NOT CONSIDERED FINAL  
 UNLESS ALL SIGNATURES COMPLETED**

ELECTRICAL AND PROGRAMMING DETAILS FOR:  Prepared in the Offices of:  750 N. Greenfield Pkwy, Garner, NC 27529	SR 2048 (Gordon Rd) at SR 2135 (Blount Dr) / Lewis Landing Ave  Division 3    New Hanover County    Wilmington PLAN DATE: August 2023    REVIEWED BY: N.K. Vlanich PREPARED BY: E.E. Tiller    REVIEWED BY: N.R. Simmons	SEAL  SEAL 031464 ENGINEER NATASHA R. SIMMONS
REVISIONS    INIT.    DATE		DocuSigned by:  5/17/2024 DATE SIG. INVENTORY NO. 03-1139