

ALTERNATE PHASING ACTIVATION DETAIL

TO RUN ALT. PHASING DURING COORDINATION - SELECT ALL PAGE CHANGES (AS SHOWN BELOW) WITHIN COORDINATION PLAN PROGRAMMING.

TO RUN ALT. PHASING DURING FREE RUN - PROGRAM PAGE CHANGES (SHOWN BELOW) IN SEPARATE TIME OF DAY EVENTS. IF PAGE 1 IS USED, NO EVENT PROGRAMMING IS NECESSARY FOR THAT PARTICULAR PAGE.

<u>PHASING</u>	<u>INPUTS PAGE</u>	<u>OVERLAPS PAGE</u>
ACTIVE PAGES REQUIRED TO RUN <u>DEFAULT PHASING</u>	1	1
ACTIVE PAGES REQUIRED TO RUN <u>ALTERNATE PHASING</u>	2	2

NOTE: PAGES NOT SHOWN (i.e. sequence, phase control, etc.) SHOULD REMAIN AS '1', OR AS DEFINED BY TIMING ENGINEER.

IMPORTANT: IF ALT. PHASING IS USED DURING FREE RUN AND COORDINATION, DO NOT OPERATE TIME OF DAY PAGE CHANGE EVENTS CONCURRENTLY WITH COORDINATION PLAN EVENTS IN THE EVENT SCHEDULER. (EX. FREE RUN PAGE CHANGE EVENT SHOULD END BEFORE COORDINATION PLAN EVENT STARTS AND VICE-VERSA).

ALTERNATE PHASING PAGE CHANGE SUMMARY

THE FOLLOWING IS A SUMMARY OF WHAT TAKES PLACE WHEN THESE OVERLAP/INPUT PAGE CHANGES ACTIVATE TO CALL THE "ALTERNATE PHASING":

OVERLAPS PAGE 2: Modifies overlap parent phases for heads 11 and 31 to run protected turns only.

INPUTS PAGE 2: Disables phase 6 call on loop 1A and reduces delay time for phase 1 call on loop 1A to 0 seconds.

Disables phase 8 call on loop 3A and reduces delay time for phase 3 call on loop 3A to 3 seconds.

FLASHER CIRCUIT MODIFICATION DETAIL

IN ORDER TO ENSURE THAT SIGNALS FLASH CONCURRENTLY ON THE SAME APPROACH, MAKE THE FOLLOWING FLASHER CIRCUIT CHANGES:



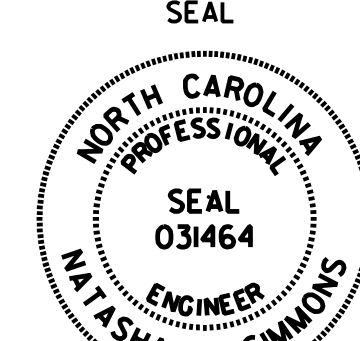
- ON REAR OF PDA - REMOVE WIRE FROM TERM. T2-4 AND TERMINATE ON T2-2.
- ON REAR OF PDA - REMOVE WIRE FROM TERM. T2-5 AND TERMINATE ON T2-3.
- REMOVE FLASHER UNIT 2.

THE CHANGES LISTED ABOVE TIES ALL PHASES AND OVERLAPS TO FLASHER UNIT 1.

THIS ELECTRICAL DETAIL IS FOR THE SIGNAL DESIGN: 03-0331
 DESIGNED: May 2022
 SEALED: 5/17/2024
 REVISED:

Signal Upgrade - Final Design
Electrical Detail - Sheet 6 of 7

DOCUMENT NOT CONSIDERED FINAL UNLESS ALL SIGNATURES COMPLETED

 Prepared in the Office of:  State of North Carolina Department of Transportation Signal Management	ELECTRICAL AND PROGRAMMING DETAILS FOR: I-40 EB Ramp / US 117 - NC 132 (N. College Road) at SR 2048 (Gordon Rd)	 SEAL 031464 ENGINEER NATASHA R. SIMMONS
	Division 3 New Hanover County Wilmington PLAN DATE: August 2023 REVIEWED BY: N.K. Vlanich PREPARED BY: E.E. Tiller REVIEWED BY: N.R. Simmons	

HNTB
 HNTB NORTH CAROLINA, P.C.
 343 E. Six Forks Road, Suite 200
 Raleigh, North Carolina 27609
 NC License No: C-1554
 (919) 546-8997

DocuSigned by:
 Natasha R. Simmons 5/17/2024
 SIGNATURE DATE
 SIG. INVENTORY NO. 03-0331