



Prepared for

North Carolina Department of Transportation
Century Center Complex, Building B
1020 Birch Ridge Drive
Raleigh, North Carolina 27610

**PRELIMINARY SITE ASSESSMENT
FORMER STANLEY FURNITURE
5364 NC-211,
MOORE COUNTY,
WEST END, NORTH CAROLINA**

WBS #: 50218.1.1

TIP#: R-5726

Prepared by

Geosyntec Consultants of NC, PC
2501 Blue Ridge Road, Suite 430
Raleigh, North Carolina 27607

Project Number GN6523

19 February 2018

Preliminary Site Assessment - Former Stanley Furniture
TIP Number R-5726
5364 NC-211, West End, North Carolina
February 2018

Geosyntec[®]
consultants

Date: February 19, 2018
WBS Number: 50218.1.1
TIP Number: R-5726
County: Moore County
Description: Preliminary Site Assessment
Address: 5364 NC-211 West End, North Carolina
Parcel ID: 20140157 and 00020452
Author: Matthew Jenny, P.E., Beau Hodge, L.G.

I, Beau Hodge, a Licensed Geologist for Geosyntec Consultants of NC, PC do certify that the information in this report is correct and accurate to the best of my knowledge.



Not considered final until all signatures are completed

Geosyntec Consultants of NC, PC is licensed to practice engineering in North Carolina. The certification number (Firm's License Number) is C-3500.

Geosyntec Consultants of NC, PC is licensed to practice geology in North Carolina. The certification number (Firm's License Number) is C-295.

TABLE OF CONTENTS

1.	INTRODUCTION	3
1.1	Description.....	3
1.2	Site Background	3
1.3	Scope of Work	4
2.	HISTORY	6
2.1	Historical Aerial Photographs	6
2.2	Subject Site Findings	7
2.2.1	Phase I Environmental Site Assessment	8
2.2.2	NCDEQ UST Program	10
2.2.3	RCRA Program	11
2.2.4	NCDEQ Inactive Hazardous Sites Branch	12
2.2.5	USEPA Toxic Release Inventory	12
2.3	Off-Site Findings	12
2.3.1	NCDOT Orphan USTs	13
3.	METHODS	13
3.1	Geophysical Investigation	13
3.2	Sub-Surface Investigation.....	14
4.	RESULTS	16
4.1	Site Observations	16
4.2	Geophysical Investigation Results.....	17
4.3	Sub-Surface Investigation Results.....	18
4.3.1	Field Sampling Observations and PID Results	18
4.3.2	Soil Sampling Analytical Results.....	21
5.	SUMMARY.....	22
5.1	Site History.....	22
5.2	Site Observations	23
5.3	Geophysical Investigation	24
5.4	Sub-Surface Investigation.....	24

6.	DISCUSSION.....	25
6.1	Unassessed Central Building.....	26
6.2	Possible UST Area.....	26
6.3	Possible Septic Tank Area.....	26
6.4	Above Ground Storage Tanks	27

LIST OF TABLES

Table 1:	Soil Analytical Results – VOCs (Refined List)
Table 2:	Soil Analytical Results – TPH by UVF
Table 3:	Soil Boring Coordinates

LIST OF FIGURES

Figure 1:	Site Location
Figure 2:	Site Layout
Figure 3:	Site Features
Figure 4:	Soil Analytical Results (Aerial Base Map)
Figure 5:	Soil Boring Locations (Roadway Design Base Map)

LIST OF APPENDICES

Appendix A:	EDR Report and 1990 G&O Phase I ESA
Appendix B:	Geophysical Investigation
Appendix C:	Photographic Log
Appendix D:	Soil Boring Logs
Appendix E:	Prism Analytical Laboratory Report
Appendix F:	Red Lab UVF Report

1. INTRODUCTION

1.1 Description

Geosyntec Consultants of NC, PC (Geosyntec) presents this technical report (Report) to the NC Department of Transportation (NCDOT) for the Preliminary Site Assessment (PSA) of the Former Stanley Furniture Plant (Stanley Furniture), located at 5364 North Carolina Highway 211 (NC-211) in West End, North Carolina (the Site). A Site location map is presented in **Figure 1**.

Geosyntec understands that NCDOT wants to acquire right-of-way (ROW) and construction easements for road improvements along NC-211 in West End as part of NCDOT State Project R-5726. The principal purpose of this PSA is to determine if environmental impacts are likely within the proposed acquisition area (i.e., the “study area”). Secondary objectives include identifying potential underground storage tanks (USTs) and providing an estimate of the horizontal and vertical extent of environmental impact, if applicable.

This report discusses the Site history, investigative methodology, observations, sampling results, conclusions, and recommendations.

1.2 Site Background

The former Stanley Furniture plant is divided into three parcels. Two of the parcels are adjoining lots located west of NC-211 and are defined by one physical address (5364 NC-211, West End, NC). These two primary parcels are the subject of this PSA and are segregated by the following Moore County tax identification (ID) numbers:

1. Moore County Parcel ID # 20140157, (Northern portion of the Stanley Furniture Plant; “Northern Parcel”);
2. Moore County Parcel ID # 00020452, (Southern portion of the Stanley Furniture Plant; “Southern Parcel”).

The third parcel is positioned east of NC-211 and primarily housed two former wash water evaporation lagoons. The third eastern-most parcel is not addressed as part of this PSA; however, the environmental history of this property will be briefly reviewed.

Figure 2 shows the general Site layout, including the historically-related off-Site property to the east.

The northern-most Stanley Furniture parcel (i.e., Parcel #20140157) is 4.68 acres and currently consists of three abandoned buildings, as follows:

1. A 110,000-square foot building formerly serving in two primary capacities: furniture finishing and shipping/receiving. The southern third of this building also houses a basement, which was presumably also used in the furniture finishing process.
2. A 9,000-square foot stand-alone building that served in an unknown capacity.
3. A 3,000-square foot administrative building.

The remaining portions of the northern parcel largely consist of uneven/broken concrete platforms. A former UST area is located in the northeast corner of the Site; these tanks were reportedly removed in a prior environmental investigation. Additional details of the former UST area are reviewed in subsequent sections of this Report. An approximate 10-foot by 10-foot weight scale is located between the administrative building and the ancillary 9,000-square foot building. A Site features map is shown on **Figure 3**.

The southern-most Stanley Furniture parcel (i.e., Parcel #00020452) is 2.09 acres and currently void of above-grade structures. A reported 10,000-gallon septic tank is situated in the approximate center of the property. The southern parcel consists of an open area with uneven/broken concrete slabs. There is also a grass driveway in the southern-most section adjacent to NC-73.

The Site is bounded to the east by its related ancillary property, automotive repair shops, convenient stores, and a gasoline refueling station; to the south by the West End Fire Department, residential property, and forested land; to the west by a rail line, storage facility, residential property, and forested land; and to the north by retail facilities.

1.3 Scope of Work

The scope of work consisted of a historical Site desktop review, geophysical survey, and sub-surface investigation. The geophysical survey was performed to locate potential metallic USTs, UST-associated product lines, non-UST metallic anomalies, and private

*Preliminary Site Assessment - Former Stanley Furniture
TIP Number R-5726
5364 NC-211, West End, North Carolina
February 2018*

Geosyntec 
consultants

underground utility lines within the immediate vicinity of the proposed soil boring locations. Following the geophysical survey, soil borings were advanced to determine if, and to what extent, contaminated soils are present within the study area.

2. HISTORY

An Environmental Data Resources, Inc. (EDR) report of local, state, and federal environmental databases for the Site and the Site vicinity was reviewed, alongside aerial photographs and Sanborn[®] fire insurance rate maps to generally understand historical land usage. The environmental database search was performed by EDR in an attempt to ascertain whether the Site or neighboring properties were suspected of having environmental conditions that could have impacted the surface or subsurface conditions. The results from the EDR desktop study were used to supplement the soil sampling plan, including laboratory sampling methodologies and proposed boring locations. The EDR report is presented in **Appendix A**.

A summary of the aerial desktop review will be discussed initially, followed by a review of the on-Site and off-Site environmental database search findings. EDR did not identify Sanborn[®] fire insurance maps for the Site or adjoining areas.

2.1 Historical Aerial Photographs

The following reviews the findings from the historical aerial photographs, as provided by the EDR report:

- The earliest aerial photographs date back to 1950, in which the on-Site building footprint in the Northern Parcel is generally consistent with the present day. There are some deviations in the northeast portion of the Northern Parcel, which appears partially undeveloped and void of above-grade structures. The majority of the Southern Parcel was occupied by above-grade structures in 1950 that are no longer present. The off-Site vicinity is in relative congruence to present day; the main roadways north, south, and east of the Site appear unchanged, and the rail line west of the Site can be identified. The extended off-Site properties largely consist of open land, reminiscent of historical agricultural use.
- Between 1950 and 1964, the ancillary off-Site Stanley Furniture property on the east side of NC-211 appears to have been developed. No other significant deviations are readily identifiable during this time frame.
- Between 1964 and 1973, the buildings on the Southern Parcel were expanded to more fully occupy the property. Aerial imagery suggests smoke stacks and/or

pipng was constructed on the roof of a large building in the Southern Parcel. No significant changes can be identified in the Northern Parcel.

- Between 1973 and 1976, the primary building in the Northern Parcel was expanded. The supplemental structure appears to match the present-day Northern Parcel building footprint. The northeastern-most corner of the Northern Parcel appears consistent with the present-day Site layout (i.e., no above-grade structures).
- EDR provided several aerial photographs between 1976 and 2006, during which time only minor Site changes can be readily identified. Several structures at the off-Site Stanley Furniture property were demolished and there was gradual residential and commercial development in extended off-Site areas.
- Between 2006 and 2008, a portion of one building in the Southern Parcel was demolished, and the apparent smoke stacks/piping on the roof of several buildings were removed.
- Between 2008 and 2009, the buildings in the Southern Parcel were demolished with the exception of the 9,000 square foot building in the center of the property. The building immediately south of the finishing and shipping/receiving buildings on the Northern Parcel was also demolished. The overall Site layout from 2009 appears consistent with the present-day building footprints.
- EDR provided aerial photographs as recently as 2012 and Google Earth Pro[®] has publicly-accessible Site aerials as recently as July 2017. No significant Site-related changes can be identified from either source between 2009 and 2017.

The aerial photographs were effective at providing supplemental support to historical Site incidents, which were also identified by EDR and are reviewed in the subsequent section.

2.2 Subject Site Findings

The EDR identified the subject Site (i.e., Stanley Furniture Company) in several environmental databases and regulatory program searches, including the NCDEQ UST Program, the Resource Conservation and Recovery Act (RCRA) program, the North Carolina Department of Environmental Quality (NCDEQ) Inactive Hazardous Waste

Sites Branch (IHSB), and the US Environmental Protection Agency (USEPA) Toxic Release Inventory System (TRIS). Pertinent Site-related information from each of these programs is reviewed.

2.2.1 Phase I Environmental Site Assessment

Greenhorn & O'Mara, Inc. (G&O) performed a Phase I Environmental Site Assessment (ESA) in 1990, which provided a fundamental Site history and facility operations framework.

The former Stanley Furniture Plant is an abandoned wood-furniture manufacturing facility that was in operation between 1924 and the early 2000's. The majority of the above-ground plant infrastructure was on the west side of NC-211 (i.e., the subject of this PSA); though some operations, primarily process-related wastewater lagoons, were located immediately east of NC-211 (i.e., the ancillary property). The plant used stains, lacquer, and lacquer thinner to finish their furniture product. Virgin solvents and possibly fuel were stored below grade in the northeast portion of the Site (Northeast Tank Pit). Solvents were used to clean spray lines and strip poorly-painted or poorly-stained furniture. The spent solvents were containerized inside the facility using 55-gallon drums, temporarily stored outside the facility in the northeast corner of the Site (proximal to the former USTs), then transported off-Site for recycling in Virginia as a hazardous material. Approximately 18 55-gallon drums were generated each year and transported off-Site for recycling; the drums were reported to primarily contain spent toluene and acetone.

In 1975, Stanley Furniture constructed two evaporation lagoons on the property immediately east of NC-211. The lagoons were intended to retain and treat wastewater from the furniture spray booths. A NCDEQ permit allowed up to 8,000 gallons of process-related spray booth wastewater to be channeled to the lagoons each week. The lagoons were reportedly equipped with agitators to encourage volatilization, were lined with a bentonite clay liner, and did not have discharge outlets. G&O was unable to identify engineering documents for the lagoon infrastructure to verify the design. In 1986, Stanley Furniture applied for a one-time permit to dispose 300,000 gallons of lagoon wastewater at an off-Site facility in Greensboro, North Carolina. Stanley Furniture indicated that the lagoons were nearly full, but did not overtop, which led to the off-Site supplementary disposal. A 2002 Phase I ESA completed by Engineering Consulting Services, LTD (ECS) indicated the lagoons were closed in 2002.

The 1990 G&O Phase I ESA identified ten (10) USTs on Site (**Figure 3**). The general process involving products and potential wastes is as follows: furniture finishing products and solvents were delivered to the Site and put into USTs for temporary storage in a single tank pit in the northeast quadrant of the Site (Northeast Tank Pit); underground piping conveyed the liquids to smaller ASTs inside the building for distribution and use; spent solvents were collected and placed in 55-gallon drums which were stored next to the filter press until transported off-Site. The Phase I ESA reports inconclusive information about the UST contents, but suggests the following:

- Eight (8) of the USTs were in the Northeastern Tank Pit, consisting of:
 - Up to six (6) of the USTs stored solvents, including two (2) tanks of varsol, one (1) tank of lacquer, one (1) tank of lacquer thinner, and up to two (2) tanks of solvents (e.g., methyl ethyl ketone [MEK], 1,1,1-trichloroethane [1,1,1-TCA], xylene, toluene).
 - The remaining (2) USTs in the Northeast Tank Pit were reportedly unused.
- A 1,000-gallon gasoline UST and 1,000-gallon diesel UST were located proximal to the equipment building, which is believed to be on the auxiliary property east of NC-211. The diesel UST was reportedly abandoned-in-place with sand in 1971.
- A possible eleventh UST may have stored fuel oil but was reportedly removed prior to 1986. The location of this possible former tank is unknown.

There are seven (7) groundwater monitoring wells on the east side of NC-211 around the former lagoons. Three supply wells are located on the property, two supply wells on the eastern parcel near the water tower and one supply well on Site near the plant boilers (former location of boilers is not clear). The seven monitoring wells are intended to monitor the evaporation lagoons. In 1989, Stanley Furniture collected groundwater samples from several monitoring wells proximal to the lagoons. Benzene (11 µg/L), methylene chloride (854 µg/L), and tetrachloroethene (PCE) (740 µg/L) were detected in monitoring wells above their contemporary North Carolina Administrative Code (NCAC) Title 15A 2L Groundwater Standards (1 µg/L, 5 µg/L, and 0.7 µg/L, respectively). The

G&O Phase I ESA recommended a Phase II ESA be completed at the Site. Geosyntec did not identify a Phase II ESA report in publicly-available records.

In May 2002, ECS also performed a Phase I ESA. The ECS findings were generally consistent with those identified in the 1990 G&O report, although their investigation was predominantly focused on the eastern ancillary property (i.e., environmental impacts related to the lagoons).

The 1990 G&O report presents a description of operations conducted in the 1980's and 90's with respect to on-Site products and wastes. Early operations and management practices from 1924 to 1975 have not been documented.

2.2.2 NCDEQ UST Program

As referenced in the 1990 G&O report, several USTs were historically housed on-Site and used to support plant operations. ENSCI Engineering Group, P.A. (ENSCI) prepared a UST Closure and Site Investigation Report (UST Closure Report) in November 1994. According to the UST Closure Report, United Biotech removed underground storage tanks from three (3) areas on Site in October 1992 but did not collect confirmation soil samples nor submit a closure report to NCDEQ. The three (3) UST storage area locations are approximated on **Figure 3** and are summarized in the UST Closure Report as follows:

- Eight (8) 3,000-gallon USTs were removed from the Northeast Tank Pit in 1992 and reportedly contained furniture finishing products and solvents.
- One (1) 1,000-gallon gasoline UST was removed from a maintenance area on the ancillary property east of NC-211.
- One (1) 500-gallon diesel UST was removed near the lagoon area, also located on the property east of NC-211.

The UST contents summarized in the ENSCI UST Closure Report are in general accordance with the 1990 G&O Phase I ESA. The main discrepancy is related to the exact contents of the eight solvent USTs and the size of the diesel UST.

ENSCI collected confirmation soil samples in 1994 in each of the three (3) former UST storage areas in response to the 1992 United Biotech UST excavation and removal activities. Acetone and carbon disulfide were detected in soil samples collected around

the former drum storage area (i.e., proximal to the eight on-Site USTs) at concentrations below the NCDEQ Unrestricted Use Preliminary Soil Remediation Goals (PSRGs) and the NCDEQ UST Maximum Soil Contaminant Concentration (MSCC) levels. In May 2002, upon review of the UST closure documentation, NCDEQ generated UST Incident 29880 (FA-2247; Facility ID# 00-0-0000020415) and provided a No Further Action (NFA) notification.

It should be noted that the NCDEQ UST online database only lists one (1) 2,000-gallon gasoline UST associated with Facility ID# 00-0-0000020415. The database suggests the tank was removed and permanently closed in 1992 (i.e., same year as documented in the ENSCI UST Closure Report). Conversely, the database also lists ten (10) USTs associated with the Stanley Furniture Corporation and referenced under Facility ID# 00-0-0000020439. The tank sizes and contents associated with this supplemental facility ID are largely in agreement with the ENSCI UST Closure Report and 1990 G&O Phase I ESA. However, there are no listed UST “incidents” associated with this secondary facility number. Despite the minor discrepancies, Geosyntec assumes the multiple facility ID classifications are effectively redundant and the NFA notification associated with Facility ID# 00-0-0000020415 (UST Incident 29880) supersedes.

2.2.3 RCRA Program

The 1990 G&O Phase I ESA documented spent solvent drums were containerized and routinely sent off-Site for disposal or recycling. As such, the Former Stanley Furniture Plant is listed as an inactive Site in the RCRA program that “generates, transports and treats, stores, or disposes of hazardous waste”, specifically as a small quantity generator during plant operation. The Site is listed under RCRA ID number NCD049845266. The North American Industry Classification System Code (NAICS) describes the Site as a “Household and Institutional Furniture Manufacturing” and “Non-upholstered Wood Household Furniture Manufacturing” facility. According to the RCRA database, hazardous wastes were generated from cleaning spray lines during plant operation. The waste included several spent halogenated degreasing solvents (Waste Code F001) (e.g., MEK); spent halogenated solvents (F002) (e.g., methylene chloride, 1,1,1-TCA); spent non-halogenated solvents (F003 and F005) (e.g., xylene and toluene, respectively); and varsol-lacquer thinner. The EPA online RCRA database documents the most recent hazardous waste handling report was completed in 2001 and records 3.8 tons of waste were generated and shipped off-Site. In early 2002 the facility ceased operation and was sold to a separate entity. In January 2003, the NCDEQ inactivated the Site from its RCRA

listing. Overall, the information obtained from the RCRA database is consistent with the 1990 G&O Phase I ESA report.

2.2.4 NCDEQ Inactive Hazardous Sites Branch

The Site is listed on the State of North Carolina IHSB Priority List with an ID number of NCD049845266, the same ID number as the RCRA ID number. In September 2013, NCDEQ informed the Former Stanley Case Goods facility that a remedial investigation (RI) should be performed at the Site, based upon historical detections of volatile organic compounds (VOCs) in off-Site groundwater and on-Site soils. The groundwater exceedances are suspected to be related to the off-Site evaporation lagoons reported in the 1990 G&O Phase I ESA, and the soil detections were identified as part of the 1994 ENSCI UST Closure Report. Annual correspondence letters to Stanley Case Goods have indicated the Site is included on the NCDEQ IHSB Priority List dating back to September 2013. The most recent IHSB Priority List notification was in October 2016. Environmental assessment reports pursuant to the September 2013 NCDEQ RI request are not documented on the NCDEQ Laserfiche online database.

2.2.5 USEPA Toxic Release Inventory

Section 313 of the Emergency Planning and Community Right-to-Know Act (EPCRA), also known as the Toxics Release Inventory (TRI), tracks the management of certain toxic chemicals that may pose a threat to human health and the environment. Facilities manufacturing, processing, or storing any of the over 600 TRI chemicals above threshold quantities must annually report the quantities of each chemical that is released to the environment and/or managed through recycling, energy recovery, and treatment. A “release” of a chemical means that it is emitted to the air or water, or placed in some type of land disposal. The TRI indicates that the Site has previously reported environmental releases of several chemicals (e.g. acetone, xylene, toluene, MEK) to the air. There were no reported releases of TRI chemicals in any other medium. Similar to the online RCRA database, annual air emission reporting ceased in 2001 and there were no outstanding violations identified.

2.3 Off-Site Findings

EDR also identified environmental incidents in off-Site locations; the incidents are reviewed and, as pertinent, summarized in this section.

2.3.1 NCDOT Orphan USTs

In May 2012, three (3) orphan USTs were encountered within the ROW at the northern intersection of NC-211 and NC-73, near a former automobile service station and immediately northeast of the Site property boundary. The USTs were identified during the installation of underground public utilities. The finding is referenced in the NCDEQ UST Program as Incident 29788 (FA-3888). GEL Engineering of NC, Inc. (GEL) oversaw the excavation, removal, and sampling of the three (3) USTs. The tanks ranged from 475 gallons to 600 gallons and were believed to store gasoline. Each tank was removed from the subsurface and disposed off-site. No evidence of environmental impact was identified during the excavation; over-excavation was not performed. Confirmation soil samples were collected from the excavation side-walls and excavation base. Confirmation soil samples did not exceed UST risk-based soil screening levels and groundwater was not encountered. In September 2012, the NCDEQ provided a NFA for the Incident 29788. The NCDEQ online database also lists an additional UST incident (Incident 29744; FA-3818) associated with the same property address and nearly identical physical location. The incident description in the database is similar to that of Incident 29788, and no report documents were identified. For these reasons, Geosyntec assumes multiple incident numbers were inaccurately generated for the same finding.

In May 2013, another orphan UST was encountered in the NC-211 ROW during roadway construction. UST Incident 29986 (FA-7697) was generated for the finding. The UST database indicates that an abandoned heating oil tank was discovered at the “JR. Square Property” and resulted in minor soil detections. A report was not generated given the minimal soil contamination. The UST is believed to have been located within the southern NC-211 and NC-73 ROW, near the traffic signal immediately south of the Site.

The EDR Radius Map™ Report and aerial photographs are provided in **Appendix A**. The outstanding Site assessment reports and documentation can be provided upon request.

3. METHODS

3.1 Geophysical Investigation

The geophysical investigation was performed at the Site by Pyramid Environmental & Engineering P.C. (Pyramid) from December 19-22, 2017 to determine if unknown metallic USTs were present. Pyramid performed the geophysical survey across the

accessible portions of the Site, excluding the building interiors. Generally, the tasks consisted of an electromagnetic induction-metal (EM) detection followed by ground penetrating radar (GPR) surveys. In areas where there was extensive reinforced concrete, an EM survey was not conducted due to electromagnetic interference. In these instances, the survey was limited to GPR.

The EM data was digitally collected at approximately 0.8-foot intervals in the one plane and at 5-foot intervals in the perpendicular direction. The EM unit can detect a metal drum down to a depth of approximately eight (8) feet. GPR scanning was conducted across selected EM metal detection anomalies to a depth of approximately nine (9) feet below land surface (BLS). Additional details of the geophysical investigation methodology are provided in **Appendix B** of the report.

Pyramid also performed a private utility locate around the immediate perimeter of the proposed boring locations, including the proposed boring locations inside the Site basement. The private utility demarcation coordinates were not digitally recorded nor reported in **Appendix B**.

3.2 Sub-Surface Investigation

The sub-surface investigation was conducted during the week of 08 January 2018 using an Ingersoll-Rand A-300 combination drill rig and a hand auger. Parratt Wolff, Inc. (PW), a NCDOT-approved subcontractor, provided the drilling services. North Carolina 811 was notified to mark utility lines within the existing ROW prior to drilling. Much of the Site is overlain by a surficial concrete layer; as such, both auger-bit tooling and direct-push technology (DPT) approaches were used to collect soil samples. The auger drill bit was used to penetrate the concrete layer and expose the subsurface, followed by DPT drilling and soil sample collection. Hand auger samples were collected in targeted areas if underground utilities or physical barriers (e.g., basement ceiling, narrow corridors) precluded drill rig access.

Thirty-six (36) soil borings were completed during this investigation, the majority of which extended to 10 feet below land surface (ft. BLS). Select samples extended to 15 feet below grade based upon localized Site conditions. Hand auger samples were collected between three and five feet below grade, generally to hand auger refusal. The soil lithology was recorded and screened using a photo-ionization detector (PID) with a 10.6 electron-Volt lamp at approximately 0.5-foot intervals. Soil samples were collected

from each boring at an elevation corresponding to the highest PID reading. In instances where elevated PID readings were identified, a second soil sample was collected to refine the potential vertical extent of contamination. If PID readings were null, field personnel used professional judgement (e.g., odors, staining, historical Site-use information) to determine the appropriate sampling depth. Multiple soil samples were not collected from soil borings if there was no evidence of environmental contamination.

Upon DPT completion, the soil cuttings were generally dispersed over the Site's natural areas. If elevated PID readings were identified, soil cuttings were returned to the borehole. Each boring was abandoned with bentonite chips and hydrated. Boring surface completions matched pre-existing conditions to the extent practical. Boring locations were surveyed with a global position system (GPS) unit capable of sub-meter accuracy. DPT rods were decontaminated with a liquinox cleaning solution between borings. Free product was not encountered during soil sampling, nor was other investigative derived waste (IDW) accumulated. As such, IDW drums were unnecessary.

Soil samples were sent off-site to Prism Laboratories, Inc. (Prism) for VOC analysis by EPA Method 8260. Additionally, select samples were also submitted to Red Lab, LLC (Red Lab) and analyzed for Total Petroleum Hydrocarbon (TPH) by Ultra-Violet Fluorescence (UVF). As applicable, the VOC and TPH-UVF samples were collected at equivalent depths. Samples were sent on ice under chain of custody procedures to the appropriate laboratory.

4. RESULTS

4.1 Site Observations

On 28 November 2017, Geosyntec performed an initial Site walk to develop this scope of work and locate active/inactive USTs, abandoned groundwater monitoring wells, and / or additional anomalies or areas of concern on Site. The findings from the initial Site visit are briefly presented in this section and will be discussed throughout the remainder of this report. Several Site features were identified and summarized below. **Appendix C** provides a photographic log of notable observations.

- Northeast Tank Pit and former drum storage area: The former drum storage is located in the northeast corner of the Site and is co-located with the eight (8) historical non-petroleum USTs (**Appendix C – Photograph 1**).
- AST area: Twelve (12) ASTs were identified inside the main facility building, located in the northeast corner of the Site. The tanks are uniform in size with an estimated volume of 1,000-gallons each. The tanks stored various finishing products, including several varsol lacquer thinner tanks. Vent pipes, fill pipes, and drainage features were noted in this area. It is unclear if the tanks still hold residual product (**Appendix C – Photographs 2 and 3**).
- Main building basement: A basement is located in the southern portion of the northern-most main facility building. Furniture finishing processes (e.g., furniture staining and washing) was reportedly performed in the basement when the Site was active (**Appendix C – Photograph 4**).
- Weigh station: In the northern parcel a large metal floor pad (approximately 10-foot x 10-foot) was identified immediately south of the administrative building. This was identified as a former weigh station (**Appendix C – Photographs 5 and 6**).
- Septic tank features: In the Southern Parcel there are three square openings in general linear alignment and approximately co-located with a reported 10,000-gallon septic tank. The current Site owner indicated a septic tank was in this area; however, the presence of the septic tank was unconfirmed during the Site

reconnaissance and the intrusive investigation (**Appendix C – Photograph 7 and 8**).

- **Unassessed Central Building:** A 9,000-square foot stand-alone building that served in an unknown capacity. The roof on this building has minimal remaining structural integrity and has several significant voids. As a safety precaution, the building and subsurface were not assessed. The recommendation for this building is provided in the Discussion section of this report (**Appendix C – Photograph 9 and 10**).

Each of these findings were considered during the field investigation and will be discussed in more detail throughout the remainder of this report.

4.2 Geophysical Investigation Results

The geophysical survey was performed to locate USTs and/or associated UST product lines within the Site study area, excluding the areas inside the Site buildings. The large area of reinforced concrete south of the buildings precluded the use of EM survey techniques. In these areas, GPR was incorporated to locate subsurface metallic anomalies. The remnant areas were surveyed using both EM and GPR approaches.

Pyramid identified five distinct features proximal to the southern Site boundary that show the characteristics of USTs. Pyramid also noted the extensive reinforced concrete in the vicinity and several large metal subsurface features that may include a former fire protection piping system. As such, Pyramid classified the five features as possible metallic USTs, in accordance with the following NCDOT UST classification system language:

Low Confidence: “Possible UST” - sufficient geophysical data from either magnetic or radar surveys that is characteristic of a tank. Additional data is not sufficient enough to confirm or deny the presence of a UST.

The uncertainty associated with the UST classification led Pyramid to recommend an exploratory investigation in the area to improve understanding. Pyramid was unable to identify other subsurface features that have the characteristics of USTs, including in the northeast portion of the Site, where eight USTs were reportedly removed in the early 1990s. Pyramid’s complete geophysical survey report is provided in **Appendix B**.

4.3 Sub-Surface Investigation Results

4.3.1 Field Sampling Observations and PID Results

Following the geophysical survey, the sub-surface investigation was performed to determine if, and to what extent, contaminated soils are present within the study area. During the field investigation, PID soil screening values ranged from 0.0-382 parts per million (ppm) across the Site. The majority of the PID readings were insignificant, many of which were null. Four of 36 borings had at least one screening interval with PID readings in excess of 30 ppm. The four soil borings with elevated organic vapor readings were SB-NE-5, SB-NE-6, SB-CE-11, and SB-S-1. Soil sampling locations are shown on **Figure 4**. The boring logs are provided in **Appendix D**.

Soil Boring SB-NE-5

SB-NE-5 was located in the northeastern portion of the Site, in the former Northeast Tank Pit area. The geophysics identified an underground pipe section that likely connected the interior AST storage area system to the former solvent USTs. SB-NE-5 was collected immediately downstream of the pipe termination and co-located at a probable former pipe/tank junction.

PID readings were null the first five feet below ground surface, although increased rapidly from 0.0 ppm to 130 ppm between 7 ft. BLS and 7.5 ft. BLS. PID readings peaked at 364 ppm 8.5 ft. BLS. A solvent odor was identified beginning at approximately 7.5 feet below grade and extending to the bottom of the boring. The soil lithology transitioned from loose sand to a lower permeability clay at about 7.5 feet below grade. Field screening suggests the shallow sandy soils may be unimpacted material used as backfill during the former UST removal, and may partly explain the elevated readings at depths beginning at 7.5 ft. BLS.

Two soil samples were collected from this boring, one sample at 6.5 ft. BLS (SB-NE-5-6-6.5), immediately above the likely impacted area, and a second boring at 8 ft. BLS (SB-NE-5-8-8.5), at a depth corresponding to the peak PID reading. Each sample was submitted to Prism for VOC analyses.

Soil Boring SB-NE-6

SB-NE-6 was also located in the northeastern portion of the Site, in the former Northeast Tank Pit area. Specifically, the boring was positioned immediately adjacent to the former AST fill pipes and extended 15 feet below grade.

PID readings were elevated to 210 ppm within the first 0.5 ft. BLS then dropped rapidly from approximately 0.5 ft. BLS to 8.5 ft. BLS. Soil in this shallow interval consisted largely of poorly graded sand. PID readings from 12 ft. BLS to 14 ft. BLS ranged from 144 ppm to 382 ppm; an accompanying solvent odor was noted. A clay layer exists between 11 ft. BLS and 14 ft. BLS, underlying the shallow sand. The permeability difference between the shallow sand and underlying clay lens may partly explain the rapid rise in PID readings with increasing depth.

Two soil samples were collected from this boring, one sample at 1.0 ft. BLS (SB-NE-6-0.5-1), at the surficial elevated PID reading, and a second sample at 13.5 ft. BLS (SB-NE-6-13-13.5), at a depth corresponding to the overall peak PID reading. Each sample was submitted to Prism for VOC analyses.

Soil Boring SB-CE-11

Soil boring SB-CE-11 was positioned in the south-central area of the Site, approximately half way between the possible septic tank area and possible UST area in the south. The boring extended 10 ft. BLS and consisted of a poorly graded sand throughout. PID readings were null within the first 5 feet below grade, increased to 30 ppm at 5.5 ft. BLS, then quickly decreased to 3 ppm for the remainder of the boring. A white sand was identified from 5 ft. BLS to 5.5 ft. BLS, accompanied by a slight odor. White sand was not identified at other depths in this boring, nor was white sand identified across the Site. One sample was collected, targeting the peak PID reading, at 5.5 ft. BLS (SB-CE-11-5-5.5). The sample was submitted to Prism for VOC analysis.

Soil Boring SB-S-1

Soil boring SB-S-1 was positioned in the southern area of the Site, northwest of the possible UST area. The boring extended 10 ft. BLS and consisted of a poorly graded sand throughout. PID readings were null within the first 5 feet below grade, increased to 120 ppm at 5.5 ft. BLS, then incrementally decreased to 60 ppm, 20 ppm, then 5 ppm from 5.5 ft. BLS to 8.0 ft. BLS. A solvent odor was identified between 5 ft. BLS and 5.5 ft.

BLS. Three samples were collected from this boring, one at 2 feet below grade (SB-S-1-1.5-2), conservatively above the likely impacted area, and a second at 5.5 feet below grade (SB-S-1-5-5.5), at the peak PID reading. The third sample was a duplicate sample co-located with the 5 ft. BLS to 5.5 ft. BLS sample interval (SB-S-DUP1). The samples were submitted to Prism for VOC analyses.

Southern UST Delineation

Seven (7) soil borings were performed in the vicinity of the possible UST locations at the southern end of the Site. The soil boring field screening and sampling analytical data were used in conjunction with the geophysical survey to elucidate the likelihood of USTs in this area of the Site. An effort was made to extend each soil boring to 10 feet below grade, though one boring, SB-U-1, encountered DPT refusal at approximately 1.75 ft. BLS. Several attempts were made to off-set the boring and extend beyond the surficial zone; however, large concrete reinforcement bars were abundant in this area of the Site and prevented the use of the concrete auger bit and DPT rods.

Each soil boring in this region of the Site consisted of poorly graded sand, largely consistent with the remainder of the Site. One exception was noted in SB-U4-1, where a narrow potential fill layer was identified between 6 ft. BLS and 6.5 ft. BLS. A black sand-sized material was identified, largely consistent with asphalt fill material; PID readings were insignificant. Given the depth of this finding, combined with the possible presence of USTs in the vicinity, a sample was collected from this likely backfill asphalt layer (SB-U4-1-6-6.5). The field screening, including PID readings, for the remaining soil borings in this vicinity were insignificant. Each soil sample collected in this region of the Site was submitted to Prism for VOC analysis and Red Lab for TPH-UVF analysis as a conservative measure.

Outstanding Soil Borings

Field screening of the remaining 25 soil borings were innocuous. Soil lithology largely consisted of poorly graded sand, with the exception of the basement soil borings. The top three to four feet below the basement is underlain by a clayey sand material. PID readings for these 25 borings were innocuous and did not exceed 3 ppm. A soil sample was collected from each of the basement soil borings and analyzed for VOCs by EPA Method 8260. The sampling depth was selected at the discretion of the Geosyntec field personnel, often near the bottom of the boring.

4.3.2 Soil Sampling Analytical Results

Forty-three soil samples were collected as part of the intrusive investigation and analyzed for VOCs. Eight soil samples were also collected and analyzed for TPH. The VOC analytical data was compared to the NCDEQ UST Section MSCCs. The features of primary environmental interest on the subject property are the historical solvent and petroleum USTs in the northeast quadrant of the Site and the possible USTs along the southern ROW. Although the Site is listed in the NCDEQ Inactive Hazardous Sites Branch (IHSB), the listing is primarily associated with the former lagoons located on the auxiliary property to the east. The TPH analytical data was screening against the TPH Diesel Range Organics (DRO) and TPH Gasoline Range Organics (GRO) values established in the NCDEQ UST Section *Guidelines for Site Checks, Tank Closure, and Initial Response and Abatement for UST Releases* (NCDEQ, July 2017).

Naphthalene was detected at 60 ppm in one soil boring, SB-U4-1, above the protection of groundwater MSCC (0.16 ppm). Several other VOCs were detected above laboratory method detection limits (MDLs) (e.g., acetone, 1,2,4-trimethylbenzene, toluene) in multiple soil borings, although no other VOCs exceeded the MSCC screening values.

The elevated field screening results identified in the five soil borings SB-NE-5, SB-NE-6, SB-CE-11, and SB-S-1 show general agreement with the VOC analytical data, even though the MSCC screening levels were not exceeded in these samples. For example, the highest detections of 1,2,4-trimethylbenzene across the Site were identified in SB-NE-5 and SB-NE-6, at 2.1 ppm and 3.8 ppm, respectively. Several other VOCs were also detected in these samples, including 1,3,5-trimethylbenzene, acetone, toluene, and xylenes, among others. Nonetheless, other than naphthalene in SB-U4-1, no VOCs exceeded the UST Section MSCCs across the Site.

Table 1 summarizes a refined list of VOCs detected above the laboratory MDLs in at least one sample. A full listing of the VOC analytical results is tabulated and included with the laboratory report in **Appendix E**.

The UVF fingerprinting data suggests that TPH-DRO was detected in one sample, SB-U4-1 (7,265 ppm), above the contemporary TPH-DRO screening value of 100 ppm. Benzo(a)pyrene was also detected at 32 ppm in the same sample, above the human health risk and protection of groundwater MSCC screening values. The UVF fingerprint

matching suggests that the SB-U4-1 soil sample is largely reminiscent of coal tar. TPH-DRO, TPH-GRO, and polycyclic aromatic hydrocarbons (PAHs) were detected in several of the soil borings but were below applicable screening values. Benzene, toluene, ethylbenzene, and xylenes (BTEX) were not detected. The UVF analytical data is provided in **Table 2**. The UVF analytical report, including the fingerprint matching data, is provided in **Appendix F**.

Figure 4 displays the VOC and TPH analytical exceedances using an aerial imagery base map; **Figure 5** displays the soil boring locations using a preliminary roadway design drawing base map. **Table 3** documents the soil boring coordinates.

5. SUMMARY

From 19 December 2017 through 10 January 2018 Geosyntec completed an environmental PSA to determine the likelihood of contamination on the former Stanley Furniture property study area, located at 5364 NC-211 in West End, North Carolina. The study area encapsulated the two former Stanley Furniture properties on the western side of NC-211 and excludes the ancillary property located east of NC-211. The principal purpose of this PSA was to determine if environmental impacts are likely within the proposed acquisition area. Secondary objectives included identifying potential USTs and providing an estimate of the horizontal and vertical extent of environmental impact, if applicable. The following summarizes the findings of this PSA.

5.1 Site History

Historical Site-related reports indicate several environmental findings associated with Stanley Furniture, including:

- Up to eight solvent USTs were formerly stored in the northeastern portion of the property west of NC-211, and up to three petroleum USTs were on the property east of NC-211. Each of these USTs were removed in the early 1990's.
 - Acetone was detected in soil following the UST removal action, though the soil analytical data were below contemporary screening criteria and appear largely innocuous.

- Groundwater impacts have been identified on the ancillary property east of NC-211, likely associated with the former wash water evaporation lagoons. The groundwater impacts led to a NCDEQ IHSB Priority Listing and a request for a RI, though RI-related environmental reports have not been identified on publicly-accessible databases.
- The Site has an historical RCRA listing as a facility that generates, transports, and treats, stores, or disposes of hazardous waste, and is also listed in the USEPA TRI database for process-related air emissions. The RCRA and TRI listings were rescinded in the early 2000's, in congruence with the facility ceasing operations.
- Several orphan USTs have been identified in off-Site locations along NC-211, both immediately north and south of the Site. Soil impacts were either not identified or innocuous. Groundwater was not encountered in either finding.

5.2 Site Observations

Several influential Site features were identified in the field and, in conjunction with the historical Site findings, provide support for Geosyntec's overall conclusions and recommendations for the Site. The significant Site features are summarized as follows:

- The former drum storage area: This is the area where eight USTs were stored in the northeast corner of the Site and provided the basis for several soil borings.
- AST area: Twelve ASTs were identified inside the main facility building, located in the northeast corner of the Site and adjacent to the former drum storage and tank pit area. The ASTs were connected to the Northeast Tank Pit through underground piping. It is unclear if the tanks still hold residual product.
- Possible septic features: in the Southern Parcel there are three square openings in general linear alignment and approximately co-located with a reported 10,000-gallon septic tank. The presence of the septic tank was unconfirmed during the Site reconnaissance and the intrusive investigation.
- Unassessed Central Building: An approximate 9,000 square foot building is located in the central portion of the Site and historically served in an unknown

capacity. The building has a collapsing roof and was unable to be safely assessed herein.

A weigh station and main building basement were also identified as initially relevant Site features; however, based upon the soil sampling analytical results, both appear to be relatively insignificant from an environmental impact perspective.

5.3 Geophysical Investigation

Pyramid identified five distinct features proximal to the southern Site boundary that show the characteristics of USTs, though there is uncertainty given the abundance of reinforced concrete in the immediate vicinity. For this reason, Pyramid classified the five features on the Southern Parcel as possible USTs. The location of the eastern-most “possible” UST is approximately 20-feet west of the orphan heating oil UST NCDOT identified in the NC-211 ROW in May 2013.

Pyramid was unable to identify other subsurface features that have the characteristics of USTs.

5.4 Sub-Surface Investigation

An intrusive investigation was performed across the Site study area, primarily targeting regions of the Site most likely to be impacted with environmental contamination, and secondarily to maintain a well distributed spatial sampling footprint. Field screening indicated potential impacts in select soil borings (e.g., SB-NE-5 and SB-NE-6); however, analytical data indicate that constituents in soil are largely below MSCCs. The exception was in SB-U4-1, where naphthalene and BaP were detected above their respective soil-to-groundwater MSCCs, and TPH-DRO was detected above its UST screening value of 100 ppm. No other VOCs were detected above MSCCs.

Groundwater was not encountered or investigated during this preliminary Site assessment.

6. DISCUSSION

Based upon the findings of this PSA, Geosyntec offers the following discussion and recommendations. The subject property operated as a furniture manufacturer from 1924 to approximately 2002. Waste management practices began to be documented around 1980, however, Geosyntec was unable to identify documentation addressing the waste management practices performed prior to the 1980s. As such, the disposition of the wastes prior to the 1980s remains unclear. An addition to the plant was added between 1973 and 1976 in the general location of the northeast corner of the property, where much of the hazardous waste was managed; the expanded building footprint may cover impacted soils.

The former Stanley Case Goods facility is listed in the NCDEQ IHSB Priority List. The IHSB listing is in large part associated with groundwater contamination originating from the former evaporation lagoons located on the ancillary property east of NC-211. This ancillary property is not included in the Site investigation area and is therefore not associated with the presented scope of work. Regardless, the former Stanley Furniture includes both properties east and west of NC-211, such that the Site study area (i.e., the two parcels west of NC-211) is also included in the IHSB listing. The PSA presented herein was an initial assessment of the former Stanley Furniture facility west of NC-211 intended to evaluate the likelihood of environmental impact in shallow Site soils. Based upon a historical Site file review and preliminary Site observations, the prominent areas on-Site initially anticipated to exhibit environmental impacts were the northeast quadrant of the Site, co-located with the former drum storage area; the possible 10,000-gallon septic tank area in the central region of the Site; and the possible UST area adjacent to the southern property boundary.

Constituents in shallow soil across the Site, including soil in each of the three potentially prominent areas (i.e., the former drum storage area, the septic tank area, and the possible southern UST area) did not exceed applicable UST Section screening criterion, irrespective of one soil boring, SB-U4-1. The intrusive investigation performed as part of this scope of work does not indicate shallow environmental soil impacts across the Site. For that reason, an approximated horizontal or vertical extent of subsurface contamination is not provided in this report. However, Geosyntec recommends supplemental actions to address outstanding items, including the unassessed central building, the possible UST area, possible septic tank area, and the AST area.

6.1 Unassessed Central Building

An approximate 9,000 square foot building is located in the central portion of the Site and historically served in an unknown capacity. The building has a collapsing roof and was unable to be safely assessed. Geosyntec performed a cursory visual walkthrough of the building and did not identify obvious below grade drains, trenches, waste disposal areas or other areas of potential environmental concern. However, Geosyntec did not perform intrusive activities in this building as a safety precaution. Given the uncertainties associated with this building, Geosyntec was unable to determine if the building footprint covers impacted soils. If this building is demolished as part of the ROW expansion, a supplemental intrusive assessment may be necessary once the building is demolished to resolve the data gaps.

6.2 Possible UST Area

As far as SB-U4-1, collected in the possible southern UST area, the soil sample was collected approximately 6 ft BLS and likely contained asphalt fill material. Likely backfill was identified in the soil boring from 6 ft BLS to 6.5 ft. BLS. The UVF fingerprinting data also suggests the SB-U4-1 sample is reminiscent of coal tar. For this reason, Geosyntec suspects the SB-U4-1 exceedances are largely anomalous and do not indicate significant environmental impact. However, the potential presence of backfill at a depth of 6 ft BLS, in combination with the possible USTs in the vicinity (as found from the geophysical survey and proximity to the historic orphan UST), provide cursory evidence supporting the possible presence of subsurface features in this area. Overall, the presence/absence of USTs in this area remains unclear and, by extension, the contents within the possible USTs are also unknown. Geosyntec recommends exploratory measures (e.g., test pits) are performed to confirm the presence/absence of USTs in the Southern Parcel.

6.3 Possible Septic Tank Area

Soil analytical data in the possible septic tank area were innocuous, though void spaces were identified beneath the concrete and in the immediate vicinity of the three linearly-aligned square openings. Historical reports indicate a septic tank is located in this region of the property; the current Site owner indicated the same. The geophysics was unable to identify a septic tank in this area of the Site, possibly due to interference from concrete reinforcement. The intrusive investigation and geophysics were inconclusive in

determining the presence/absence of a septic tank in the Southern Parcel. Geosyntec recommends exploratory measures (e.g., test pits) are taken to elucidate the presence/absence of this feature.

6.4 Above Ground Storage Tanks

Twelve ASTs (estimated 1,000-gallon storage capacity per tank) were identified inside the main facility building and will require handling and disposal if an expanded ROW extends within the Northern Parcel areal footprint. Assuming NCDOT retains an easement or fee-simple Site ownership, Geosyntec recommends disposing the tanks and its contents, if any, in accordance with the NCDEQ Non-UST Program.

Clear AST ingress/egress pathways were not identified in the AST storage room. Geosyntec assumes the ASTs were built as part of the overall building construction and were not originally intended for removal. Geosyntec recommends a structural engineer evaluate the integrity of the perimeter building walls to verify if an interior or exterior wall section can be safely removed to support the AST disposal process. Recommendations will be subject to evaluation by a professional structural engineer and an environmental contractor.

TABLES

Table 1
Soil Analytical Results - Volatile Organic Compounds (Refined List)
5364 NC-211, West End, North Carolina
WBS: 50218.1.1
TIP: R-5726

					Sample ID	SB-B1-3-3.5	SB-B2-1.5-2	SB-B-DUP1	SB-B3-3.5-4	SB-B4-3.5-4	SB-CE-1-6.5-7	SB-CE-2-7-7.5	SB-CE-3-2-2.5
					Sample Date	1/10/2018	1/10/2018	1/10/2018	1/10/2018	1/10/2018	1/9/2018	1/8/2018	1/8/2018
					Sample Depth (ft BLS)	3-3.5	1.5-2	1.5-2	3.5-4	3.5-4	6.5-7	7-7.5	2-2.5
Analyte	Units	Soil-to-Water MSCC	Residential MSCC	Commercial/Industrial MSCC									
1,2,4-Trimethylbenzene	mg/kg	8.5	782	20440	<0.0049	<0.0055	<0.004	<0.0063	<0.0068	<0.006	<0.0057	<0.0052	<0.0052
1,3,5-Trimethylbenzene	mg/kg	8.3	782	20440	<0.0049	<0.0055	<0.004	<0.0063	<0.0068	<0.006	<0.0057	<0.0052	<0.0052
Acetone	mg/kg	24	14000	360000	<0.049	0.033J	0.025J	<0.063	<0.068	<0.06	0.052J	0.063	0.063
Benzene	mg/kg	0.0056	18	164	<0.003	<0.0033	<0.0024	<0.0038	<0.0041	<0.0036	<0.0034	<0.0031	<0.0031
Cis-1,2-Dichloroethene	mg/kg	0.35	156	4000	<0.0049	<0.0055	<0.004	<0.0063	<0.0068	<0.006	<0.0057	<0.0052	<0.0052
Ethylbenzene	mg/kg	4.9	1560	40000	<0.0049	<0.0055	<0.004	<0.0063	<0.0068	<0.006	<0.0057	<0.0052	<0.0052
Isopropylbenzene	mg/kg	1.7	1564	40880	<0.0049	<0.0055	<0.004	<0.0063	<0.0068	<0.006	<0.0057	<0.0052	<0.0052
Naphthalene	mg/kg	0.16	313	8176	0.0033J	0.0023J	<0.008	<0.013	<0.014	<0.012	<0.011	<0.01	<0.01
n-butylbenzene	mg/kg	4.3	626	16350	<0.0049	<0.0055	<0.004	<0.0063	<0.0068	<0.006	<0.0057	<0.0052	<0.0052
n-propylbenzene	mg/kg	1.7	626	16350	<0.0049	<0.0055	<0.004	<0.0063	<0.0068	<0.006	<0.0057	<0.0052	<0.0052
p-isopropyltoluene	mg/kg	0.12	100	4000	<0.0049	<0.0055	<0.004	<0.0063	<0.0068	<0.006	<0.0057	<0.0052	<0.0052
sec-butylbenzene	mg/kg	3.3	626	16350	<0.0049	<0.0055	<0.004	<0.0063	<0.0068	<0.006	<0.0057	<0.0052	<0.0052
tert-butylbenzene	mg/kg	3.4	626	16350	<0.0049	<0.0055	<0.004	<0.0063	<0.0068	<0.006	<0.0057	<0.0052	<0.0052
Toluene	mg/kg	4.3	1200	32000	<0.0049	<0.0055	<0.004	<0.0063	<0.0068	<0.006	<0.0057	<0.0052	<0.0052
Xylene (o)	mg/kg	---	---	---	<0.0049	<0.0055	<0.004	<0.0063	<0.0068	<0.006	<0.0057	<0.0052	<0.0052
Xylene Total	mg/kg	4.6	3129	---	<0.015	<0.017	<0.012	<0.019	<0.02	<0.018	<0.017	<0.016	<0.016

Notes:

- (1) mg/kg indicates milligrams per kilogram.
 - (2) MSCC indicates North Carolina Department of Environmental Quality (NCDEQ) Underground Storage Tank (UST) Section Maximum Soil Contaminant Concentration (MSCC), updated April 2012.
 - (3) This table only displays constituents detected in one or more samples, plus constituents whose laboratory Method Detection Limit (MDL) exceeded the lowest respective MSCC. The full analytical data set is displayed in tabular form in Appendix D.
 - (4) < indicates analyte was not detected above the laboratory MDL.
 - (5) J indicates an estimated value.
 - (6) **Detections are identified in bold.**
 - (7) Values exceeding MSCC criteria are bolded and highlighted as follows:
- | | | |
|--------------------|------------------|------------------------------|
| Soil-to-Water MSCC | Residential MSCC | Commercial / Industrial MSCC |
|--------------------|------------------|------------------------------|
- (8) Volatile organic compounds (VOCs) analyzed by EPA Method 8260B.
 - (9) *Analytes that were not detected (i.e., concentrations that were below the laboratory MDL), but exceeded an MSCC standard are identified in bold italics.*
 - (10) ft BLS indicates feet below land surface.
 - (11) --- indicates screening criteria not available.

Table 1
Soil Analytical Results - Volatile Organic Compounds (Refined List)
5364 NC-211, West End, North Carolina
WBS: 50218.1.1
TIP: R-5726

					Sample ID	SB-CE-4-9-9.5	SB-CE-5-5-5.5	SB-CE-6-6-6.5	SB-CE-7-9.5-10	SB-CE-8-9.5-10	SB-CE-9-5-5.5	SB-CE-Dup1	SB-CE-10-7-7.5
					Sample Date	1/9/2018	1/9/2018	1/9/2018	1/9/2018	1/9/2018	1/9/2018	1/9/2018	1/9/2018
					Sample Depth (ft BLS)	9-9.5	5-5.5	6-6.5	9.5-10	9.5-10	5-5.5	5-5.5	7-7.5
Analyte	Units	Soil-to-Water MSCC	Residential MSCC	Commercial/Industrial MSCC									
1,2,4-Trimethylbenzene	mg/kg	8.5	782	20440	<0.0047	<0.0048	<0.0058	<0.005	<0.0049	<0.0054	<0.0051	<0.0051	<0.0051
1,3,5-Trimethylbenzene	mg/kg	8.3	782	20440	<0.0047	<0.0048	<0.0058	<0.005	<0.0049	<0.0054	<0.0051	<0.0051	<0.0051
Acetone	mg/kg	24	14000	360000	<0.047	0.031J	<0.058	0.029J	0.038J	0.09	0.12	<0.051	<0.051
Benzene	mg/kg	0.0056	18	164	<0.0028	<0.0029	<0.0035	<0.003	<0.0029	0.051	0.012	<0.003	<0.003
Cis-1,2-Dichloroethene	mg/kg	0.35	156	4000	<0.0047	<0.0048	<0.0058	<0.005	<0.0049	0.0092	0.0049J	<0.0051	<0.0051
Ethylbenzene	mg/kg	4.9	1560	40000	<0.0047	<0.0048	<0.0058	<0.005	<0.0049	0.0032J	0.0023J	<0.0051	<0.0051
Isopropylbenzene	mg/kg	1.7	1564	40880	<0.0047	<0.0048	<0.0058	<0.005	<0.0049	<0.0054	<0.0051	<0.0051	<0.0051
Naphthalene	mg/kg	0.16	313	8176	<0.0093	<0.0096	<0.012	<0.01	<0.0098	0.0035J	<0.01	<0.01	<0.01
n-butylbenzene	mg/kg	4.3	626	16350	<0.0047	<0.0048	<0.0058	<0.005	<0.0049	<0.0054	<0.0051	<0.0051	<0.0051
n-propylbenzene	mg/kg	1.7	626	16350	<0.0047	<0.0048	<0.0058	<0.005	<0.0049	<0.0054	<0.0051	<0.0051	<0.0051
p-isopropyltoluene	mg/kg	0.12	100	4000	<0.0047	<0.0048	<0.0058	<0.005	<0.0049	<0.0054	<0.0051	<0.0051	<0.0051
sec-butylbenzene	mg/kg	3.3	626	16350	<0.0047	<0.0048	<0.0058	<0.005	<0.0049	<0.0054	<0.0051	<0.0051	<0.0051
tert-butylbenzene	mg/kg	3.4	626	16350	<0.0047	<0.0048	<0.0058	<0.005	<0.0049	<0.0054	<0.0051	<0.0051	<0.0051
Toluene	mg/kg	4.3	1200	32000	<0.0047	<0.0048	<0.0058	<0.005	<0.0049	0.021	0.0078	<0.0051	<0.0051
Xylene (o)	mg/kg	---	---	---	<0.0047	<0.0048	<0.0058	<0.005	<0.0049	<0.0054	<0.0051	<0.0051	<0.0051
Xylene Total	mg/kg	4.6	3129	---	<0.014	<0.014	<0.017	<0.015	<0.015	0.024	0.017	<0.015	<0.015

Notes:

- (1) mg/kg indicates milligrams per kilogram.
 - (2) MSCC indicates North Carolina Department of Environmental Quality (NCDEQ) Underground Storage Tank (UST) Section Maximum Soil Contaminant Concentration (MSCC), updated April 2012.
 - (3) This table only displays constituents detected in one or more samples, plus constituents whose laboratory Method Detection Limit (MDL) exceeded the lowest respective MSCC. The full analytical data set is displayed in tabular form in Appendix D.
 - (4) < indicates analyte was not detected above the laboratory MDL.
 - (5) J indicates an estimated value.
 - (6) **Detections are identified in bold.**
 - (7) Values exceeding MSCC criteria are bolded and highlighted as follows:
- | | | |
|--------------------|------------------|------------------------------|
| Soil-to-Water MSCC | Residential MSCC | Commercial / Industrial MSCC |
|--------------------|------------------|------------------------------|
- (8) Volatile organic compounds (VOCs) analyzed by EPA Method 8260B.
 - (9) *Analytes that were not detected (i.e., concentrations that were below the laboratory MDL), but exceeded an MSCC standard are identified in bold italics.*
 - (10) ft BLS indicates feet below land surface.
 - (11) --- indicates screening criteria not available.

Table 1
Soil Analytical Results - Volatile Organic Compounds (Refined List)
5364 NC-211, West End, North Carolina
WBS: 50218.1.1
TIP: R-5726

					Sample ID	SB-CE-11-5-5.5	SB-CE-12-3.5-4	SB-CE-13-5-5.5	SB-NE-1-6.5-7	SB-NE-2-7.5-8	SB-NE-3-6-6.5	SB-NE-4-5.5-6
					Sample Date	1/9/2018	1/9/2018	1/9/2018	1/8/2018	1/8/2018	1/8/2018	1/8/2018
					Sample Depth (ft BLS)	5-5.5	3.5-4	5-5.5	6.5-7	7.5-8	6-6.5	5.5-6
Analyte	Units	Soil-to-Water MSCC	Residential MSCC	Commercial/Industrial MSCC								
1,2,4-Trimethylbenzene	mg/kg	8.5	782	20440	<0.005	<0.004	<0.0054	<0.005	<0.0048	<0.0048	<0.0048	<0.0051
1,3,5-Trimethylbenzene	mg/kg	8.3	782	20440	<0.005	<0.004	<0.0054	<0.005	<0.0048	<0.0048	<0.0048	<0.0051
Acetone	mg/kg	24	14000	360000	0.056	0.18	0.039J	<0.05	<0.048	<0.048	<0.048	<0.051
Benzene	mg/kg	0.0056	18	164	<0.003	<0.0024	<0.0032	<0.003	<0.0029	<0.0029	<0.0029	<0.0031
Cis-1,2-Dichloroethene	mg/kg	0.35	156	4000	<0.005	<0.004	<0.0054	<0.005	<0.0048	<0.0048	<0.0048	<0.0051
Ethylbenzene	mg/kg	4.9	1560	40000	<0.005	<0.004	<0.0054	<0.005	<0.0048	<0.0048	<0.0048	<0.0051
Isopropylbenzene	mg/kg	1.7	1564	40880	<0.005	<0.004	<0.0054	<0.005	<0.0048	<0.0048	<0.0048	<0.0051
Naphthalene	mg/kg	0.16	313	8176	<0.01	<0.008	<0.011	<0.01	<0.0096	<0.0096	<0.0096	<0.01
n-butylbenzene	mg/kg	4.3	626	16350	<0.005	<0.004	<0.0054	<0.005	<0.0048	<0.0048	<0.0048	<0.0051
n-propylbenzene	mg/kg	1.7	626	16350	<0.005	<0.004	<0.0054	<0.005	<0.0048	<0.0048	<0.0048	<0.0051
p-isopropyltoluene	mg/kg	0.12	100	4000	<0.005	<0.004	<0.0054	<0.005	<0.0048	<0.0048	<0.0048	<0.0051
sec-butylbenzene	mg/kg	3.3	626	16350	<0.005	<0.004	<0.0054	<0.005	<0.0048	<0.0048	<0.0048	<0.0051
tert-butylbenzene	mg/kg	3.4	626	16350	<0.005	<0.004	<0.0054	<0.005	<0.0048	<0.0048	<0.0048	<0.0051
Toluene	mg/kg	4.3	1200	32000	<0.005	<0.004	<0.0054	0.0035J	<0.0048	<0.0048	<0.0048	<0.0051
Xylene (o)	mg/kg	---	---	---	<0.005	<0.004	<0.0054	<0.005	<0.0048	<0.0048	<0.0048	<0.0051
Xylene Total	mg/kg	4.6	3129	---	<0.015	<0.012	<0.016	<0.015	<0.014	<0.014	<0.014	<0.015

Notes:

- (1) mg/kg indicates milligrams per kilogram.
 - (2) MSCC indicates North Carolina Department of Environmental Quality (NCDEQ) Underground Storage Tank (UST) Section Maximum Soil Contaminant Concentration (MSCC), updated April 2012.
 - (3) This table only displays constituents detected in one or more samples, plus constituents whose laboratory Method Detection Limit (MDL) exceeded the lowest respective MSCC. The full analytical data set is displayed in tabular form in Appendix D.
 - (4) < indicates analyte was not detected above the laboratory MDL.
 - (5) J indicates an estimated value.
 - (6) Detections are identified in bold.**
 - (7) Values exceeding MSCC criteria are bolded and highlighted as follows:
- | Soil-to-Water MSCC | Residential MSCC | Commercial / Industrial MSCC |
|--------------------|------------------|------------------------------|
|--------------------|------------------|------------------------------|
- (8) Volatile organic compounds (VOCs) analyzed by EPA Method 8260B.
 - (9) Analytes that were not detected (i.e., concentrations that were below the laboratory MDL), but exceeded an MSCC standard are identified in bold italics.***
 - (10) ft BLS indicates feet below land surface.
 - (11) --- indicates screening criteria not available.

Table 1
Soil Analytical Results - Volatile Organic Compounds (Refined List)
5364 NC-211, West End, North Carolina
WBS: 50218.1.1
TIP: R-5726

					Sample ID	SB-NE-5-6-6.5	SB-NE-5-8-8.5	SB-NE-6-0.5-1	SB-NE-6-13-13.5	SB-NE-7-7-7.5	SB-NE-8-4.5-5	SB-NE-9-7.5-8
					Sample Date	1/8/2018	1/8/2018	1/8/2018	1/8/2018	1/8/2018	1/8/2018	1/10/2018
					Sample Depth (ft BLS)	6-6.5	8-8.5	0.5-1	13-13.5	7-7.5	4.5-5	7.5-8
Analyte	Units	Soil-to-Water MSCC	Residential MSCC	Commercial/Industrial MSCC								
1,2,4-Trimethylbenzene	mg/kg	8.5	782	20440	<0.0056	2.1	0.014	3.8	0.0019J	<0.0055	<0.0047	
1,3,5-Trimethylbenzene	mg/kg	8.3	782	20440	<0.0056	0.18	0.011	2	<0.0044	<0.0055	<0.0047	
Acetone	mg/kg	24	14000	360000	<0.056	0.12	<0.05	<0.041	<0.044	<0.055	0.038J	
Benzene	mg/kg	0.0056	18	164	<0.0034	<0.0031	<0.003	<0.0025	<0.0027	<0.0033	<0.0028	
Cis-1,2-Dichloroethene	mg/kg	0.35	156	4000	<0.0056	<0.0052	<0.005	<0.0041	<0.0044	<0.0055	<0.0047	
Ethylbenzene	mg/kg	4.9	1560	40000	<0.0056	<0.0052	<0.005	<0.0041	<0.0044	<0.0055	<0.0047	
Isopropylbenzene	mg/kg	1.7	1564	40880	<0.0056	0.03	<0.005	0.036	<0.0044	<0.0055	<0.0047	
Naphthalene	mg/kg	0.16	313	8176	<0.011	<0.01	<0.01	<0.0082	<0.0089	<0.011	<0.0095	
n-butylbenzene	mg/kg	4.3	626	16350	<0.0056	0.057	<0.005	<0.0041	<0.0044	<0.0055	<0.0047	
n-propylbenzene	mg/kg	1.7	626	16350	<0.0056	0.075	<0.005	0.062	<0.0044	<0.0055	<0.0047	
p-isopropyltoluene	mg/kg	0.12	100	4000	<0.0056	0.15	0.0028J	0.051	<0.0044	<0.0055	<0.0047	
sec-butylbenzene	mg/kg	3.3	626	16350	<0.0056	0.17	<0.005	0.066	<0.0044	<0.0055	<0.0047	
tert-butylbenzene	mg/kg	3.4	626	16350	<0.0056	0.021	<0.005	0.026	<0.0044	<0.0055	<0.0047	
Toluene	mg/kg	4.3	1200	32000	<0.0056	0.0032J	<0.005	<0.0041	<0.0044	<0.0055	<0.0047	
Xylene (o)	mg/kg	---	---	---	<0.0056	<0.0052	<0.005	<0.0041	<0.0044	<0.0055	<0.0047	
Xylene Total	mg/kg	4.6	3129	---	<0.017	<0.016	<0.015	0.012	<0.013	<0.017	<0.014	

Notes:

- (1) mg/kg indicates milligrams per kilogram.
 - (2) MSCC indicates North Carolina Department of Environmental Quality (NCDEQ) Underground Storage Tank (UST) Section Maximum Soil Contaminant Concentration (MSCC), updated April 2012.
 - (3) This table only displays constituents detected in one or more samples, plus constituents whose laboratory Method Detection Limit (MDL) exceeded the lowest respective MSCC. The full analytical data set is displayed in tabular form in Appendix D.
 - (4) < indicates analyte was not detected above the laboratory MDL.
 - (5) J indicates an estimated value.
 - (6) **Detections are identified in bold.**
 - (7) Values exceeding MSCC criteria are bolded and highlighted as follows:
- | | | |
|--------------------|------------------|------------------------------|
| Soil-to-Water MSCC | Residential MSCC | Commercial / Industrial MSCC |
|--------------------|------------------|------------------------------|
- (8) Volatile organic compounds (VOCs) analyzed by EPA Method 8260B.
 - (9) *Analytes that were not detected (i.e., concentrations that were below the laboratory MDL), but exceeded an MSCC standard are identified in bold italics.*
 - (10) ft BLS indicates feet below land surface.
 - (11) --- indicates screening criteria not available.

Table 1
Soil Analytical Results - Volatile Organic Compounds (Refined List)
5364 NC-211, West End, North Carolina
WBS: 50218.1.1
TIP: R-5726

					Sample ID	SB-NW-1-2.5-3	SB-S-1-5-5.5	SB-S-Dup1	SB-S-2-5.5-6	SB-S-3-1.5-2	SB-S-4-5.5-6	SB-S-5-1.5-2	SB-U1-1-1-1.5
					Sample Date	1/10/2018	1/9/2018	1/9/2018	1/9/2018	1/9/2018	1/9/2018	1/9/2018	1/10/2018
					Sample Depth (ft BLS)	2.5-3	5-5.5	5-5.5	5.5-6	1.5-2	5.5-6	1.5-2	1-1.5
Analyte	Units	Soil-to-Water MSCC	Residential MSCC	Commercial/Industrial MSCC									
1,2,4-Trimethylbenzene	mg/kg	8.5	782	20440	<0.004	<0.0056	<0.0057	<0.0052	<0.005	<0.0053	<0.0053	<0.0052	<0.0052
1,3,5-Trimethylbenzene	mg/kg	8.3	782	20440	<0.004	<0.0056	<0.0057	<0.0052	<0.005	<0.0053	<0.0053	<0.0052	<0.0052
Acetone	mg/kg	24	14000	360000	<0.04	0.21	0.076	<0.052	0.086	0.033J	<0.053	0.075	<0.0052
Benzene	mg/kg	0.0056	18	164	<0.0024	<0.0034	<0.0034	<0.0031	<0.003	<0.0032	<0.0032	<0.0031	<0.0031
Cis-1,2-Dichloroethene	mg/kg	0.35	156	4000	<0.004	<0.0056	<0.0057	<0.0052	<0.005	<0.0053	<0.0053	<0.0052	<0.0052
Ethylbenzene	mg/kg	4.9	1560	40000	<0.004	<0.0056	<0.0057	<0.0052	<0.005	<0.0053	<0.0053	<0.0052	<0.0052
Isopropylbenzene	mg/kg	1.7	1564	40880	<0.004	<0.0056	<0.0057	<0.0052	<0.005	<0.0053	<0.0053	<0.0052	<0.0052
Naphthalene	mg/kg	0.16	313	8176	<0.008	<0.011	<0.011	<0.01	<0.0099	<0.011	<0.011	<0.01	<0.01
n-butylbenzene	mg/kg	4.3	626	16350	<0.004	<0.0056	<0.0057	<0.0052	<0.005	<0.0053	<0.0053	<0.0052	<0.0052
n-propylbenzene	mg/kg	1.7	626	16350	<0.004	<0.0056	<0.0057	<0.0052	<0.005	<0.0053	<0.0053	<0.0052	<0.0052
p-isopropyltoluene	mg/kg	0.12	100	4000	<0.004	<0.0056	<0.0057	<0.0052	<0.005	<0.0053	<0.0053	<0.0052	<0.0052
sec-butylbenzene	mg/kg	3.3	626	16350	<0.004	<0.0056	<0.0057	<0.0052	<0.005	<0.0053	<0.0053	<0.0052	<0.0052
tert-butylbenzene	mg/kg	3.4	626	16350	<0.004	<0.0056	<0.0057	<0.0052	<0.005	<0.0053	<0.0053	<0.0052	<0.0052
Toluene	mg/kg	4.3	1200	32000	<0.004	<0.0056	<0.0057	<0.0052	0.0044J	<0.0053	<0.0053	<0.0052	<0.0052
Xylene (o)	mg/kg	---	---	---	<0.004	<0.0056	<0.0057	<0.0052	<0.005	<0.0053	<0.0053	<0.0052	<0.0052
Xylene Total	mg/kg	4.6	3129	---	<0.012	<0.017	<0.017	<0.016	<0.015	<0.016	<0.016	<0.016	<0.016

Notes:

- (1) mg/kg indicates milligrams per kilogram.
 - (2) MSCC indicates North Carolina Department of Environmental Quality (NCDEQ) Underground Storage Tank (UST) Section Maximum Soil Contaminant Concentration (MSCC), updated April 2012.
 - (3) This table only displays constituents detected in one or more samples, plus constituents whose laboratory Method Detection Limit (MDL) exceeded the lowest respective MSCC. The full analytical data set is displayed in tabular form in Appendix D.
 - (4) < indicates analyte was not detected above the laboratory MDL.
 - (5) J indicates an estimated value.
 - (6) **Detections are identified in bold.**
 - (7) Values exceeding MSCC criteria are bolded and highlighted as follows:
- | | | |
|--------------------|------------------|------------------------------|
| Soil-to-Water MSCC | Residential MSCC | Commercial / Industrial MSCC |
|--------------------|------------------|------------------------------|
- (8) Volatile organic compounds (VOCs) analyzed by EPA Method 8260B.
 - (9) *Analytes that were not detected (i.e., concentrations that were below the laboratory MDL), but exceeded an MSCC standard are identified in bold italics.*
 - (10) ft BLS indicates feet below land surface.
 - (11) --- indicates screening criteria not available.

Table 1
Soil Analytical Results - Volatile Organic Compounds (Refined List)
5364 NC-211, West End, North Carolina
WBS: 50218.1.1
TIP: R-5726

					Sample ID	SB-U2-1-8.5-9	SB-U3-1-7.5-8	SB-U-Dup1	SB-U4-1-6-6.5	SB-U5-1-7.5-8
					Sample Date	1/10/2018	1/10/2018	1/10/2018	1/10/2018	1/10/2018
					Sample Depth (ft BLS)	8.5-9	7.5-8	7.5-8	6-6.5	7.5-8
Analyte	Units	Soil-to-Water MSCC	Residential MSCC	Commercial/Industrial MSCC						
1,2,4-Trimethylbenzene	mg/kg	8.5	782	20440	<0.0058	<0.005	<0.0052	0.011	<0.0058	
1,3,5-Trimethylbenzene	mg/kg	8.3	782	20440	<0.0058	<0.005	<0.0052	0.0048	<0.0058	
Acetone	mg/kg	24	14000	360000	0.048J	0.072	0.032J	0.032J	<0.058	
Benzene	mg/kg	0.0056	18	164	<0.0035	<0.003	<0.0031	<0.0024	<0.0035	
Cis-1,2-Dichloroethene	mg/kg	0.35	156	4000	<0.0058	<0.005	<0.0052	<0.0041	<0.0058	
Ethylbenzene	mg/kg	4.9	1560	40000	<0.0058	<0.005	<0.0052	0.0024J	<0.0058	
Isopropylbenzene	mg/kg	1.7	1564	40880	<0.0058	<0.005	<0.0052	<0.0041	<0.0058	
Naphthalene	mg/kg	0.16	313	8176	<0.012	0.0057J	0.0021J	60	<0.012	
n-butylbenzene	mg/kg	4.3	626	16350	<0.0058	<0.005	<0.0052	<0.0041	<0.0058	
n-propylbenzene	mg/kg	1.7	626	16350	<0.0058	<0.005	<0.0052	<0.0041	<0.0058	
p-isopropyltoluene	mg/kg	0.12	100	4000	<0.0058	<0.005	<0.0052	<0.0041	<0.0058	
sec-butylbenzene	mg/kg	3.3	626	16350	<0.0058	<0.005	<0.0052	<0.0041	<0.0058	
tert-butylbenzene	mg/kg	3.4	626	16350	<0.0058	<0.005	<0.0052	<0.0041	<0.0058	
Toluene	mg/kg	4.3	1200	32000	<0.0058	<0.005	<0.0052	0.0036J	<0.0058	
Xylene (o)	mg/kg	---	---	---	<0.0058	<0.005	<0.0052	0.0065	<0.0058	
Xylene Total	mg/kg	4.6	3129	---	<0.017	<0.015	<0.016	0.013	<0.017	

Notes:

- (1) mg/kg indicates milligrams per kilogram.
- (2) MSCC indicates North Carolina Department of Environmental Quality (NCDEQ) Underground Storage Tank (UST) Section Maximum Soil Contaminant Concentration (MSCC), updated April 2012.
- (3) This table only displays constituents detected in one or more samples, plus constituents whose laboratory Method Detection Limit (MDL) exceeded the lowest respective MSCC. The full analytical data set is displayed in tabular form in Appendix D.
- (4) < indicates analyte was not detected above the laboratory MDL.
- (5) J indicates an estimated value.
- (6) **Detections are identified in bold.**
- (7) Values exceeding MSCC criteria are bolded and highlighted as follows:

Soil-to-Water MSCC	Residential MSCC	Commercial / Industrial MSCC
--------------------	------------------	------------------------------
- (8) Volatile organic compounds (VOCs) analyzed by EPA Method 8260B.
- (9) *Analytes that were not detected (i.e., concentrations that were below the laboratory MDL), but exceeded an MSCC standard are identified in bold italics.*
- (10) ft BLS indicates feet below land surface.
- (11) --- indicates screening criteria not available.

Table 2
Soil Analytical Results - TPH by UVF
5364 NC-211, West End, North Carolina
WBS: 50218.1.1
TIP: R-5726

Analyte			BTEX (C6 - C9)	GRO (C5 - C10)	DRO (C10 - C35)	TPH (C5 - C35)	Total Aromatics (C10-C35)	16 EPA PAHs	Benzo[a]pyrene
Units			mg/kg						
UST TPH Guidance			---	50	100	---	---	---	---
Soil-to-Water MSCCs			---	---	---	---	---	---	0.096
Residential Soil MSCCs			---	---	---	---	---	---	0.088
Commercial / Industrial MSCCs			---	---	---	---	---	---	0.78
Sample ID	Sample Depth (ft BLS)	Sample Date							
SB - S-3	1.5-2	1/9/2018	<0.52	<0.52	6	6	3.3	<0.17	<0.021
SB - S-4	5.5-6	1/9/2018	<0.54	<0.54	20.1	20.1	8.8	0.44	<0.021
SB - U1-1	1-1.5	1/10/2018	<0.52	1.1	4.9	6	2.6	<0.17	<0.021
SB - U2-1	8.5-9	1/10/2018	<0.58	<0.58	<0.58	<0.58	<0.12	<0.19	<0.023
SB - U3-1	7.5-8	1/10/2018	<0.34	<0.34	<0.34	0.18	0.18	<0.11	<0.013
SB - U - DUP1	7.5-8	1/10/2018	<0.33	<0.33	<0.33	<0.33	<0.07	<0.11	<0.013
SB - U4-1	6-6.5	1/10/2018	<117.6	<117.6	7265	7265	6239	1103	32
SB - U5-1	7.5-8	1/10/2018	<0.33	0.68	<0.33	0.68	0.28	<0.11	<0.013

Notes:

- (1) mg/kg indicates milligrams per kilogram.
- (2) NCDEQ UST Guidance references the 26 July 2016 Guidelines for North Carolina Action Limits for Total Petroleum Hydrocarbons (TPH).
- (3) MSCC indicates North Carolina Department of Environmental Quality (NCDEQ) Underground Storage Tank (UST) Section Maximum Contaminant Concentration Levels, updated April 2012.
- (4) < indicates analyte was not detected above the laboratory method detection limit (MDL).
- (5) Detections are identified in bold.
- (6) --- indicates screening criteria not established.
- (7) Values exceeding MSCC or UST Section criteria are highlighted in orange.
- (8) UVF indicates ultraviolet fluorescence.
- (9) TPH indicates total petroleum hydrocarbons.
- (10) GRO indicates gasoline range organics.
- (11) DRO indicates diesel range organics.
- (12) PAH indicates polycyclic aromatic hydrocarbon.
- (13) Sample SB-U-DUP1 corresponds with primary sample SB-U3-1.
- (14) ft. BLS indicates feet below land surface.

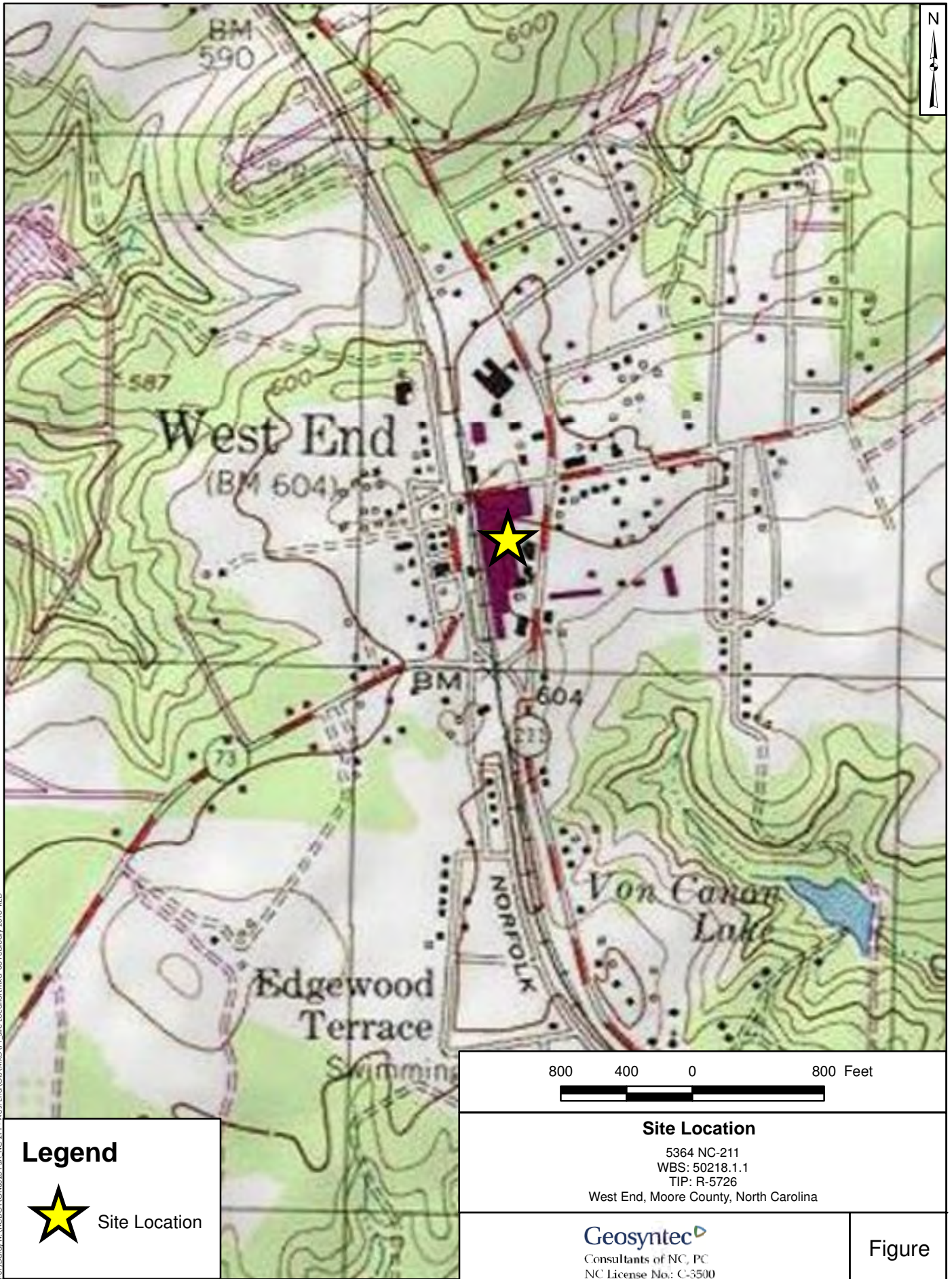
Table 3
 Soil Boring Coordinates
 5364 NC-211, West End, North Carolina
 WBS: 50218.1.1
 TIP: R-5726

Soil Boring ID	Longitude	Latitude
SB-B1	-79.5683	35.239
SB-B2	-79.5683	35.2389
SB-B3	-79.5678	35.2391
SB-B4	-79.5675	35.2392
SB-CE-1	-79.5684	35.2384
SB-CE-2	-79.5682	35.2386
SB-CE-3	-79.5679	35.2386
SB-CE-4	-79.5681	35.2387
SB-CE-5	-79.5677	35.2386
SB-CE-6	-79.5681	35.238
SB-CE-7	-79.568	35.2382
SB-CE-8	-79.5679	35.2381
SB-CE-9	-79.5678	35.2381
SB-CE-10	-79.5676	35.238
SB-CE-11	-79.568	35.2378
SB-CE-12	-79.5676	35.2383
SB-CE-13	-79.5677	35.2377
SB-NE-1	-79.5674	35.2399
SB-NE-2	-79.5674	35.2398
SB-NE-3	-79.5674	35.2398
SB-NE-4	-79.5674	35.2398
SB-NE-5	-79.5674	35.2397
SB-NE-6	-79.5675	35.2396
SB-NE-7	-79.5674	35.2396
SB-NE-8	-79.5677	35.2399
SB-NE-9	-79.5675	35.2398
SB-NW-1	-79.5686	35.2389
SB-S-1	-79.5681	35.2374
SB-S-2	-79.5678	35.2375
SB-S-3	-79.5681	35.2371
SB-S-4	-79.5678	35.2372
SB-U1-1	-79.5679	35.2372
SB-U2-1	-79.5678	35.2372
SB-U3-1	-79.568	35.2371
SB-U4-1	-79.5679	35.2371
SB-U5-1	-79.568	35.2371

Note:

- 1) Coordinate datum reference: WGS 1984

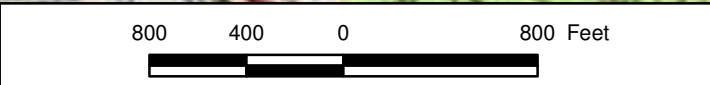
FIGURES



Path: [Research]01 [Data] H:\N\NC\DOT\GNM528.FSA, NC 21.1 - West End.GIS\MXD\F1_Site_Location.mxd 08 February 2018 RED

Legend

 Site Location



Site Location
 5364 NC-211
 WBS: 50218.1.1
 TIP: R-5726
 West End, Moore County, North Carolina

Geosyntec
 Consultants of NC, PC
 NC License No.: C-3500

Figure
1



Notes:
 1. Aerial imagery provided by ArcMap10.5, ESRI

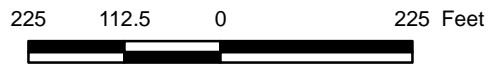
Raleigh, NC

February 2018



Legend

-  Site Boundary
-  Ancillary Property



Site Layout

WBS: 50218.1.1
 TIP: R-5726
 5364 NC-211
 West End, Moore County, North Carolina

Geosyntec
 Consultants of NC, PC
 NC License No.: C-3500

Figure

2

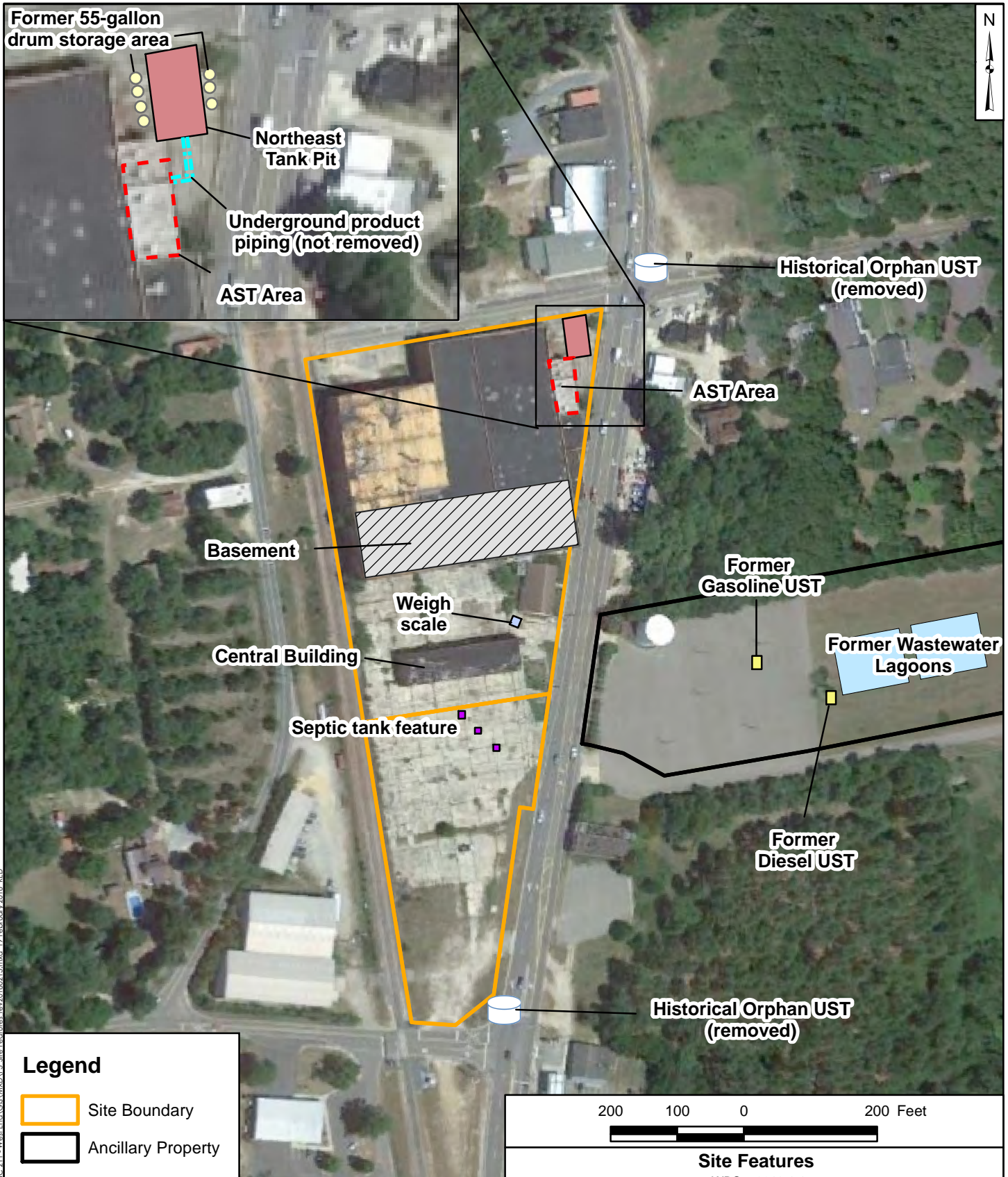
Notes:

1. Property boundary provided by Moore County North Carolina GIS.
2. The horizontal extent of the former wastewater lagoons were approximated using historical Site-related documentation.
3. Aerial imagery provided by Google Earth Pro.
4. Building areas were approximated using GIS.
5. The ancillary property east of NC-211 was not assessed in this PSA.

Raleigh, NC

February 2018

Path: I:\Research\00_Digital\N\NC\DOUG\PSA_NC_211_1_1\West End\GIS\MXD\F2_Site_Layout.mxd 08 February 2018 RED




Path: I:\Research\01\Drain\N\NC\DOE\GN6529_PSA_NC_211 - West End\GIS\MXD\43_Site_Features_rev20180213.mxd, 19 February 2018, BED

Legend

- Site Boundary
- Ancillary Property

- Notes:**
1. Property boundary provided by Moore County North Carolina GIS.
 2. The horizontal extent of the former wastewater lagoons and former UST area were approximated using historical Site-related documentation.
 3. Aerial imagery provided by Google Earth Pro.
 4. Historical orphan UST locations were approximated based upon NCDEQ UST Section online database files.
 5. UST indicates underground storage tank.
 6. The ancillary property east of NC-211 was not assessed in this PSA.
 7. The former UST areal footprints are not-to-scale.



Site Features


WBS: 50218.1.1
 TIP: R-5726
 5364 NC-211
 West End, Moore County, North Carolina

Consultants of NC, PC
 NC License No.: C-3500

Figure

3

Raleigh, NC
February 2018



Analyte		Naphthalene	Benzo[a]pyrene	DRO (C10 - C35)
Units		mg/kg		
Soil-to-Water MSCC		0.16	0.096	---
UST TPH Guidance		---	---	100
Sample ID	Sample Depth (ft BLS)	Sample Date		
SB - U4-1	6-6.5	1/10/2018	60	32
				7265

Legend

- Site Boundary
- Soil Boring
- Soil Boring with Exceedance
- Possible UST
- Former UST and Drum Storage Area
- Possible Septic Feature
- Weigh Scale
- Basement

Notes:

1. Property boundary provided by Moore County, North Carolina GIS.
2. The horizontal extent of the former UST area is approximated using historical Site-related documentation.
3. Aerial imagery provided by Google Earth Pro.
4. Analytical data only shown for soil borings and analytes that exceed NCDEQ UST Section soil screening levels.
5. Possible UST locations and extents are in accordance with the Geophysics Survey Report by Pyramid Environmental, dated 05 January 2018.
6. ft BLS indicates feet below land surface.
7. mg/kg indicates milligrams per kilogram.
8. TPH-DRO indicates total petroleum hydrocarbon diesel range organics.
9. MSCC indicates Maximum Soil Contaminant Concentration.

Soil Analytical Results

WBS: 50218.1.1
 TIP: R-5726
 5364 NC-211
 West End, Moore County, North Carolina

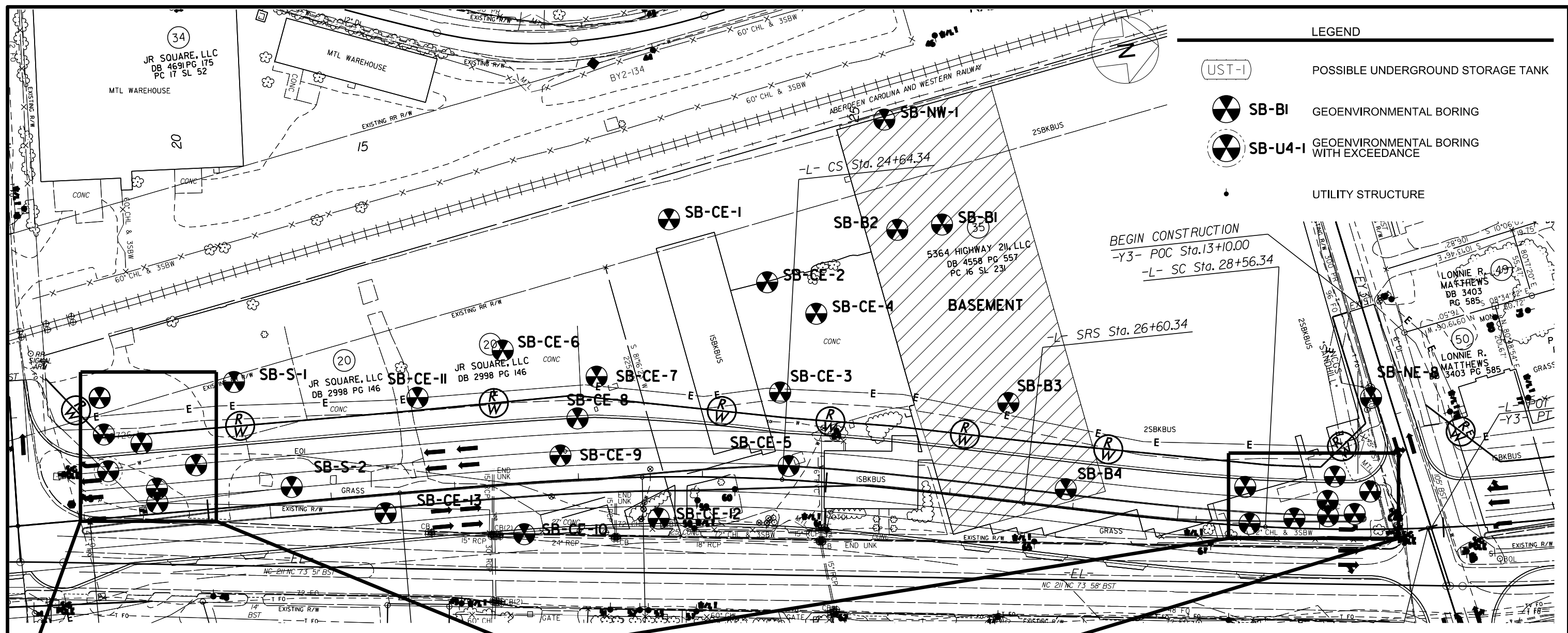
Geosyntec
 Consultants of NC, PC
 NC License No.: C-3500

Figure

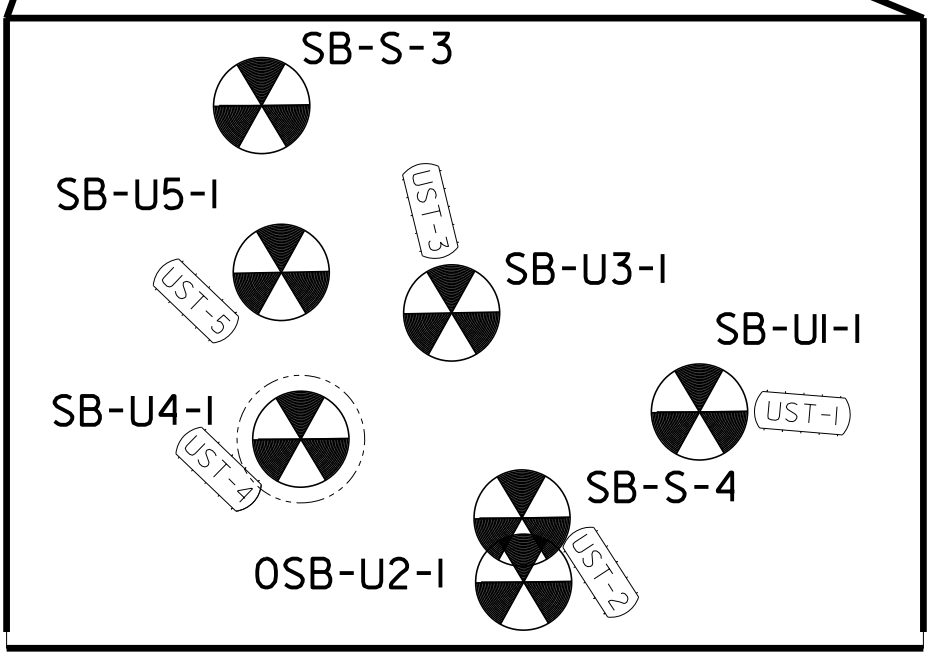
4

Raleigh, NC

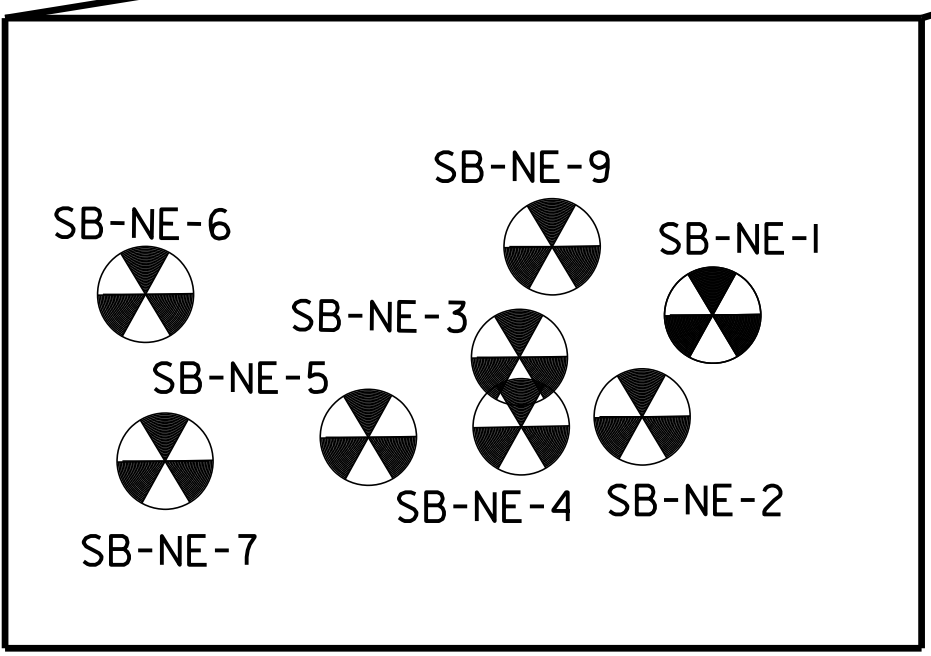
February 2018



- LEGEND**
- UST-1 POSSIBLE UNDERGROUND STORAGE TANK
 - SB-B1 GEOENVIRONMENTAL BORING
 - SB-U4-1 GEOENVIRONMENTAL BORING WITH EXCEEDANCE
 - UTILITY STRUCTURE

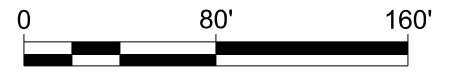


SOUTH BLOW-UP



NORTH BLOW-UP

- NOTES:**
1. PROPERTY BOUNDARY PROVIDED BY MOORE COUNTY NORTH CAROLINA GIS.
 2. "POSSIBLE" UST LOCATIONS AND EXTENT ARE IN ACCORDANCE WITH THE PYRAMID ENVIRONMENTAL GEOPHYSICS REPORT, SUBMITTED 05 JANUARY 2018.
 3. NAPHTHALENE, BENZO(A)PYRENE, AND DIESEL-RANGE ORGANICS WERE DETECTED ABOVE NCDEQ SOIL SCREENING CRITERIA IN SB-U4-1.



SOIL BORING LOCATIONS 5364 NC-211 WBS: 50218.1.1 TIP: R-5726 WEST END, MOORE COUNTY NORTH CAROLINA	
Geosyntec consultants of NC, PC NC License No: C-3500	FIGURE 5
PROJECT NO: GN6523	FEBRUARY 2018

APPENDIX A
EDR



NCDOT West End

5364 NC 211

West End, NC 27376

Inquiry Number: 5132089.5

December 11, 2017

The EDR Aerial Photo Decade Package



6 Armstrong Road, 4th floor
Shelton, CT 06484
Toll Free: 800.352.0050
www.edrnet.com

EDR Aerial Photo Decade Package

12/11/17

Site Name:

NCDOT West End
5364 NC 211
West End, NC 27376
EDR Inquiry # 5132089.5

Client Name:

Geosyntec Consultants
10211 Wincopin Circle 4th Floor
Columbia, MD 21044
Contact: Matt Jenny



Environmental Data Resources, Inc. (EDR) Aerial Photo Decade Package is a screening tool designed to assist environmental professionals in evaluating potential liability on a target property resulting from past activities. EDR's professional researchers provide digitally reproduced historical aerial photographs, and when available, provide one photo per decade.

Search Results:

<u>Year</u>	<u>Scale</u>	<u>Details</u>	<u>Source</u>
2012	1"=500'	Flight Year: 2012	USDA/NAIP
2010	1"=500'	Flight Year: 2010	USDA/NAIP
2009	1"=500'	Flight Year: 2009	USDA/NAIP
2008	1"=500'	Flight Year: 2008	USDA/NAIP
2006	1"=500'	Flight Year: 2006	USDA/NAIP
2005	1"=500'	Flight Year: 2005	USDA/NAIP
1999	1"=500'	Flight Date: February 14, 1999	USGS
1993	1"=500'	Acquisition Date: January 30, 1993	USGS/DOQQ
1987	1"=500'	Flight Date: March 04, 1987	USGS
1983	1"=500'	Flight Date: April 12, 1983	USGS
1976	1"=500'	Flight Date: March 01, 1976	USGS
1973	1"=500'	Flight Date: February 24, 1973	USGS
1964	1"=500'	Flight Date: September 23, 1964	USGS
1961	1"=500'	Flight Date: October 12, 1961	USGS
1950	1"=500'	Flight Date: November 21, 1950	USGS

When delivered electronically by EDR, the aerial photo images included with this report are for ONE TIME USE ONLY. Further reproduction of these aerial photo images is prohibited without permission from EDR. For more information contact your EDR Account Executive.

Disclaimer - Copyright and Trademark Notice

This Report contains certain information obtained from a variety of public and other sources reasonably available to Environmental Data Resources, Inc. It cannot be concluded from this Report that coverage information for the target and surrounding properties does not exist from other sources. NO WARRANTY EXPRESSED OR IMPLIED, IS MADE WHATSOEVER IN CONNECTION WITH THIS REPORT. ENVIRONMENTAL DATA RESOURCES, INC. SPECIFICALLY DISCLAIMS THE MAKING OF ANY SUCH WARRANTIES, INCLUDING WITHOUT LIMITATION, MERCHANTABILITY OR FITNESS FOR A PARTICULAR USE OR PURPOSE. ALL RISK IS ASSUMED BY THE USER. IN NO EVENT SHALL ENVIRONMENTAL DATA RESOURCES, INC. BE LIABLE TO ANYONE, WHETHER ARISING OUT OF ERRORS OR OMISSIONS, NEGLIGENCE, ACCIDENT OR ANY OTHER CAUSE, FOR ANY LOSS OF DAMAGE, INCLUDING, WITHOUT LIMITATION, SPECIAL, INCIDENTAL, CONSEQUENTIAL, OR EXEMPLARY DAMAGES. ANY LIABILITY ON THE PART OF ENVIRONMENTAL DATA RESOURCES, INC. IS STRICTLY LIMITED TO A REFUND OF THE AMOUNT PAID FOR THIS REPORT. Purchaser accepts this Report "AS IS". Any analyses, estimates, ratings, environmental risk levels or risk codes provided in this Report are provided for illustrative purposes only, and are not intended to provide, nor should they be interpreted as providing any facts regarding, or prediction or forecast of, any environmental risk for any property. Only a Phase I Environmental Site Assessment performed by an environmental professional can provide information regarding the environmental risk for any property. Additionally, the information provided in this Report is not to be construed as legal advice.

Copyright 2017 by Environmental Data Resources, Inc. All rights reserved. Reproduction in any media or format, in whole or in part, of any report or map of Environmental Data Resources, Inc., or its affiliates, is prohibited without prior written permission.

EDR and its logos (including Sanborn and Sanborn Map) are trademarks of Environmental Data Resources, Inc. or its affiliates. All other trademarks used herein are the property of their respective owners.



INQUIRY #: 5132089.5

YEAR: 2012

— = 500'





INQUIRY #: 5132089.5

YEAR: 2010

— = 500'






INQUIRY # 5132089.5

YEAR: 2009

— = 500'





INQUIRY # 5132089.5

YEAR: 2008

— = 500'





INQUIRY # 5132089.5

YEAR: 2006

— = 500'





INQUIRY #: 5132089.5

YEAR: 2005

— = 500'





INQUIRY #: 5132089.5

YEAR: 1999

— = 500'






INQUIRY # 5132089.5

YEAR: 1993

— = 500'





INQUIRY #: 5132089.5

YEAR: 1987

— = 500'





INQUIRY #: 5132089.5

YEAR: 1983

— = 500'






INQUIRY #: 5132089.5

YEAR: 1976

— = 500'





INQUIRY #: 5132089.5

YEAR: 1973

— = 500'





INQUIRY #: 5132089.5

YEAR: 1964

— = 500'





INQUIRY #: 5132089.5

YEAR: 1961

— = 500'





INQUIRY #: 5132089.5

YEAR: 1950

— = 500'



NCDOT West End

5364 NC 211

West End, NC 27376

Inquiry Number: 5132089.2s

December 08, 2017

The EDR Radius Map™ Report with GeoCheck®



6 Armstrong Road, 4th floor
Shelton, CT 06484
Toll Free: 800.352.0050
www.edrnet.com

TABLE OF CONTENTS

<u>SECTION</u>	<u>PAGE</u>
Executive Summary	ES1
Overview Map	2
Detail Map	3
Map Findings Summary	4
Map Findings	8
Orphan Summary	18
Government Records Searched/Data Currency Tracking	GR-1
 <u>GEOCHECK ADDENDUM</u>	
Physical Setting Source Addendum	A-1
Physical Setting Source Summary	A-2
Physical Setting Source Map	A-8
Physical Setting Source Map Findings	A-9
Physical Setting Source Records Searched	PSGR-1

Thank you for your business.
Please contact EDR at 1-800-352-0050
with any questions or comments.

Disclaimer - Copyright and Trademark Notice

This Report contains certain information obtained from a variety of public and other sources reasonably available to Environmental Data Resources, Inc. It cannot be concluded from this Report that coverage information for the target and surrounding properties does not exist from other sources. **NO WARRANTY EXPRESSED OR IMPLIED, IS MADE WHATSOEVER IN CONNECTION WITH THIS REPORT. ENVIRONMENTAL DATA RESOURCES, INC. SPECIFICALLY DISCLAIMS THE MAKING OF ANY SUCH WARRANTIES, INCLUDING WITHOUT LIMITATION, MERCHANTABILITY OR FITNESS FOR A PARTICULAR USE OR PURPOSE. ALL RISK IS ASSUMED BY THE USER. IN NO EVENT SHALL ENVIRONMENTAL DATA RESOURCES, INC. BE LIABLE TO ANYONE, WHETHER ARISING OUT OF ERRORS OR OMISSIONS, NEGLIGENCE, ACCIDENT OR ANY OTHER CAUSE, FOR ANY LOSS OF DAMAGE, INCLUDING, WITHOUT LIMITATION, SPECIAL, INCIDENTAL, CONSEQUENTIAL, OR EXEMPLARY DAMAGES. ANY LIABILITY ON THE PART OF ENVIRONMENTAL DATA RESOURCES, INC. IS STRICTLY LIMITED TO A REFUND OF THE AMOUNT PAID FOR THIS REPORT.** Purchaser accepts this Report "AS IS". Any analyses, estimates, ratings, environmental risk levels or risk codes provided in this Report are provided for illustrative purposes only, and are not intended to provide, nor should they be interpreted as providing any facts regarding, or prediction or forecast of, any environmental risk for any property. Only a Phase I Environmental Site Assessment performed by an environmental professional can provide information regarding the environmental risk for any property. Additionally, the information provided in this Report is not to be construed as legal advice.

Copyright 2017 by Environmental Data Resources, Inc. All rights reserved. Reproduction in any media or format, in whole or in part, of any report or map of Environmental Data Resources, Inc., or its affiliates, is prohibited without prior written permission. EDR and its logos (including Sanborn and Sanborn Map) are trademarks of Environmental Data Resources, Inc. or its affiliates. All other trademarks used herein are the property of their respective owners.

EXECUTIVE SUMMARY

A search of available environmental records was conducted by Environmental Data Resources, Inc (EDR). The report was designed to assist parties seeking to meet the search requirements of EPA's Standards and Practices for All Appropriate Inquiries (40 CFR Part 312), the ASTM Standard Practice for Environmental Site Assessments (E 1527-13) or custom requirements developed for the evaluation of environmental risk associated with a parcel of real estate.

TARGET PROPERTY INFORMATION

ADDRESS

5364 NC 211
WEST END, NC 27376

COORDINATES

Latitude (North): 35.2386220 - 35° 14' 19.03"
Longitude (West): 79.5680120 - 79° 34' 4.84"
Universal Transverse Mercator: Zone 17
UTM X (Meters): 630298.4
UTM Y (Meters): 3900247.2
Elevation: 604 ft. above sea level

USGS TOPOGRAPHIC MAP ASSOCIATED WITH TARGET PROPERTY

Target Property Map: 5945601 WEST END, NC
Version Date: 2013

North Map: 5945607 ZION GROVE, NC
Version Date: 2013

AERIAL PHOTOGRAPHY IN THIS REPORT

Portions of Photo from: 20140827, 20141019
Source: USDA

MAPPED SITES SUMMARY

Target Property Address:
5364 NC 211
WEST END, NC 27376

Click on Map ID to see full detail.

MAP ID	SITE NAME	ADDRESS	DATABASE ACRONYMS	RELATIVE ELEVATION	DIST (ft. & mi.) DIRECTION
A1	STANLEY FURNITURE CO	5364 HWY 211	FINDS, ECHO		TP
A2	JR SQUARE PROPERTY (5364 HWY 211	LUST		TP
Reg	STANLEY CASE GOODS (NC HSDS	Same	1 ft.
3	STANLEY CASE GOODS (HWY 211	SHWS	Higher	252, 0.048, NNW
B4	SHOP AND SAVE	NC HIGHWAY 211 & 73	UST	Lower	773, 0.146, South
B5	STANLEY FURNITURE	HWY 211 & HWY 73	LUST	Lower	782, 0.148, South
6	NCDOT ORPHAN UST	5337 NC HWY 211	LUST	Lower	2552, 0.483, South

EXECUTIVE SUMMARY

TARGET PROPERTY SEARCH RESULTS

The target property was identified in the following records. For more information on this property see page 8 of the attached EDR Radius Map report:

Site	Database(s)	EPA ID
STANLEY FURNITURE CO 5364 HWY 211 WEST END, NC 27376	FINDS Registry ID:: 110000586296 ECHO	N/A
JR SQUARE PROPERTY (5364 HWY 211 WEST END, NC	LUST Incident Number: 29986 Current Status: File Located in House	N/A

DATABASES WITH NO MAPPED SITES

No mapped sites were found in EDR's search of available ("reasonably ascertainable ") government records either on the target property or within the search radius around the target property for the following databases:

STANDARD ENVIRONMENTAL RECORDS

Federal NPL site list

NPL..... National Priority List
Proposed NPL..... Proposed National Priority List Sites
NPL LIENS..... Federal Superfund Liens

Federal Delisted NPL site list

Delisted NPL..... National Priority List Deletions

Federal CERCLIS list

FEDERAL FACILITY..... Federal Facility Site Information listing
SEMS..... Superfund Enterprise Management System

Federal CERCLIS NFRAP site list

SEMS-ARCHIVE..... Superfund Enterprise Management System Archive

Federal RCRA CORRACTS facilities list

CORRACTS..... Corrective Action Report

Federal RCRA non-CORRACTS TSD facilities list

RCRA-TSDF..... RCRA - Treatment, Storage and Disposal

EXECUTIVE SUMMARY

Federal RCRA generators list

RCRA-LQG..... RCRA - Large Quantity Generators
RCRA-SQG..... RCRA - Small Quantity Generators
RCRA-CESQG..... RCRA - Conditionally Exempt Small Quantity Generator

Federal institutional controls / engineering controls registries

LUCIS..... Land Use Control Information System
US ENG CONTROLS..... Engineering Controls Sites List
US INST CONTROL..... Sites with Institutional Controls

Federal ERNS list

ERNS..... Emergency Response Notification System

State and tribal landfill and/or solid waste disposal site lists

SWF/LF..... List of Solid Waste Facilities
OLI..... Old Landfill Inventory

State and tribal leaking storage tank lists

LAST..... Leaking Aboveground Storage Tanks
INDIAN LUST..... Leaking Underground Storage Tanks on Indian Land
LUST TRUST..... State Trust Fund Database

State and tribal registered storage tank lists

FEMA UST..... Underground Storage Tank Listing
AST..... AST Database
INDIAN UST..... Underground Storage Tanks on Indian Land

State and tribal institutional control / engineering control registries

INST CONTROL..... No Further Action Sites With Land Use Restrictions Monitoring

State and tribal voluntary cleanup sites

INDIAN VCP..... Voluntary Cleanup Priority Listing
VCP..... Responsible Party Voluntary Action Sites

State and tribal Brownfields sites

BROWNFIELDS..... Brownfields Projects Inventory

ADDITIONAL ENVIRONMENTAL RECORDS

Local Brownfield lists

US BROWNFIELDS..... A Listing of Brownfields Sites

Local Lists of Landfill / Solid Waste Disposal Sites

HIST LF..... Solid Waste Facility Listing

EXECUTIVE SUMMARY

SWRCY.....	Recycling Center Listing
INDIAN ODI.....	Report on the Status of Open Dumps on Indian Lands
DEBRIS REGION 9.....	Torres Martinez Reservation Illegal Dump Site Locations
ODI.....	Open Dump Inventory
IHS OPEN DUMPS.....	Open Dumps on Indian Land

Local Lists of Hazardous waste / Contaminated Sites

US HIST CDL.....	Delisted National Clandestine Laboratory Register
US CDL.....	National Clandestine Laboratory Register

Local Land Records

LIENS 2.....	CERCLA Lien Information
--------------	-------------------------

Records of Emergency Release Reports

HMIRS.....	Hazardous Materials Information Reporting System
SPILLS.....	Spills Incident Listing
IMD.....	Incident Management Database
SPILLS 90.....	SPILLS 90 data from FirstSearch
SPILLS 80.....	SPILLS 80 data from FirstSearch

Other Ascertainable Records

RCRA NonGen / NLR.....	RCRA - Non Generators / No Longer Regulated
FUDS.....	Formerly Used Defense Sites
DOD.....	Department of Defense Sites
SCRD DRYCLEANERS.....	State Coalition for Remediation of Drycleaners Listing
US FIN ASSUR.....	Financial Assurance Information
EPA WATCH LIST.....	EPA WATCH LIST
2020 COR ACTION.....	2020 Corrective Action Program List
TSCA.....	Toxic Substances Control Act
TRIS.....	Toxic Chemical Release Inventory System
SSTS.....	Section 7 Tracking Systems
ROD.....	Records Of Decision
RMP.....	Risk Management Plans
RAATS.....	RCRA Administrative Action Tracking System
PRP.....	Potentially Responsible Parties
PADS.....	PCB Activity Database System
ICIS.....	Integrated Compliance Information System
FTTS.....	FIFRA/ TSCA Tracking System - FIFRA (Federal Insecticide, Fungicide, & Rodenticide Act)/TSCA (Toxic Substances Control Act)
MLTS.....	Material Licensing Tracking System
COAL ASH DOE.....	Steam-Electric Plant Operation Data
COAL ASH EPA.....	Coal Combustion Residues Surface Impoundments List
PCB TRANSFORMER.....	PCB Transformer Registration Database
RADINFO.....	Radiation Information Database
HIST FTTS.....	FIFRA/TSCA Tracking System Administrative Case Listing
DOT OPS.....	Incident and Accident Data
CONSENT.....	Superfund (CERCLA) Consent Decrees
INDIAN RESERV.....	Indian Reservations
FUSRAP.....	Formerly Utilized Sites Remedial Action Program
UMTRA.....	Uranium Mill Tailings Sites
LEAD SMELTERS.....	Lead Smelter Sites

EXECUTIVE SUMMARY

US AIRS.....	Aerometric Information Retrieval System Facility Subsystem
US MINES.....	Mines Master Index File
ABANDONED MINES.....	Abandoned Mines
UXO.....	Unexploded Ordnance Sites
DOCKET HWC.....	Hazardous Waste Compliance Docket Listing
FUELS PROGRAM.....	EPA Fuels Program Registered Listing
COAL ASH.....	Coal Ash Disposal Sites
DRYCLEANERS.....	Drycleaning Sites
Financial Assurance.....	Financial Assurance Information Listing
NPDES.....	NPDES Facility Location Listing
UIC.....	Underground Injection Wells Listing

EDR HIGH RISK HISTORICAL RECORDS

EDR Exclusive Records

EDR MGP.....	EDR Proprietary Manufactured Gas Plants
EDR Hist Auto.....	EDR Exclusive Historical Auto Stations
EDR Hist Cleaner.....	EDR Exclusive Historical Cleaners

EDR RECOVERED GOVERNMENT ARCHIVES

Exclusive Recovered Govt. Archives

RGA HWS.....	Recovered Government Archive State Hazardous Waste Facilities List
RGA LF.....	Recovered Government Archive Solid Waste Facilities List
RGA LUST.....	Recovered Government Archive Leaking Underground Storage Tank

SURROUNDING SITES: SEARCH RESULTS

Surrounding sites were identified in the following databases.

Elevations have been determined from the USGS Digital Elevation Model and should be evaluated on a relative (not an absolute) basis. Relative elevation information between sites of close proximity should be field verified. Sites with an elevation equal to or higher than the target property have been differentiated below from sites with an elevation lower than the target property. Page numbers and map identification numbers refer to the EDR Radius Map report where detailed data on individual sites can be reviewed.

Sites listed in ***bold italics*** are in multiple databases.

Unmappable (orphan) sites are not considered in the foregoing analysis.

STANDARD ENVIRONMENTAL RECORDS

State- and tribal - equivalent NPL

NC HSDS: The Hazardous Substance Disposal Sites list contains locations of uncontrolled and unregulated hazardous waste sites. The file contains sites on the national priority list as well as the state priority list. The data source is the North Carolina Center for Geographic Information and Analysis.

A review of the NC HSDS list, as provided by EDR, and dated 08/09/2011 has revealed that there is 1

EXECUTIVE SUMMARY

NC HSDS site within approximately 1 mile of the target property.

<u>Equal/Higher Elevation</u>	<u>Address</u>	<u>Direction / Distance</u>	<u>Map ID</u>	<u>Page</u>
STANLEY CASE GOODS (0 - 1/8 (0.000 mi.)	0	10

State- and tribal - equivalent CERCLIS

SHWS: The State Hazardous Waste Sites records are the states' equivalent to CERCLIS. These sites may or may not already be listed on the federal CERCLIS list. Priority sites planned for cleanup using state funds (state equivalent of Superfund) are identified along with sites where cleanup will be paid for by potentially responsible parties. The data come from the Department of Environment & Natural Resources' Inactive Hazardous Sites Program.

A review of the SHWS list, as provided by EDR, and dated 08/16/2017 has revealed that there is 1 SHWS site within approximately 1 mile of the target property.

<u>Equal/Higher Elevation</u>	<u>Address</u>	<u>Direction / Distance</u>	<u>Map ID</u>	<u>Page</u>
STANLEY CASE GOODS (Facility Id: NCD049845266	HWY 211	NNW 0 - 1/8 (0.048 mi.)	3	11

State and tribal leaking storage tank lists

LUST: The Leaking Underground Storage Tank Incidents Management Database contains an inventory of reported leaking underground storage tank incidents. The data come from the Department of Environment, & Natural Resources' Incidents by Address.

A review of the LUST list, as provided by EDR, and dated 08/04/2017 has revealed that there are 2 LUST sites within approximately 0.5 miles of the target property.

<u>Lower Elevation</u>	<u>Address</u>	<u>Direction / Distance</u>	<u>Map ID</u>	<u>Page</u>
STANLEY FURNITURE Incident Number: 29880 Current Status: File Located in Archives	HWY 211 & HWY 73	S 1/8 - 1/4 (0.148 mi.)	B5	12
NCDOT ORPHAN UST Incident Number: 29744 Incident Number: 29788 Current Status: File Located in House Current Status: File Located in Archives	5337 NC HWY 211	S 1/4 - 1/2 (0.483 mi.)	6	14

State and tribal registered storage tank lists

UST: The Underground Storage Tank database contains registered USTs. USTs are regulated under Subtitle I of the Resource Conservation and Recovery Act (RCRA). The data come from the Department of Environment & Natural Resources' Petroleum Underground Storage Tank Database.

A review of the UST list, as provided by EDR, and dated 10/06/2017 has revealed that there is 1 UST

EXECUTIVE SUMMARY

site within approximately 0.25 miles of the target property.

<u>Lower Elevation</u>	<u>Address</u>	<u>Direction / Distance</u>	<u>Map ID</u>	<u>Page</u>
SHOP AND SAVE Tank Status: Current Facility Id: 00-0-0000020670	NC HIGHWAY 211 & 73	S 1/8 - 1/4 (0.146 mi.)	B4	11

EXECUTIVE SUMMARY

Due to poor or inadequate address information, the following sites were not mapped. Count: 3 records.

<u>Site Name</u>	<u>Database(s)</u>
CAGLE'S EXXON	LUST TRUST
WEST END RADIO	UST
WEST END RADIO	FINDS

OVERVIEW MAP - 5132089.2S



- ★ Target Property
- ▲ Sites at elevations higher than or equal to the target property
- ◆ Sites at elevations lower than the target property
- ▲ Manufactured Gas Plants
- National Priority List Sites
- Dept. Defense Sites

- ▨ Indian Reservations BIA
- ▨ 100-year flood zone
- ▨ 500-year flood zone
- National Wetland Inventory
- State Wetlands
- ▨ Upgradient Area
- ◆ Hazardous Substance Disposal Sites

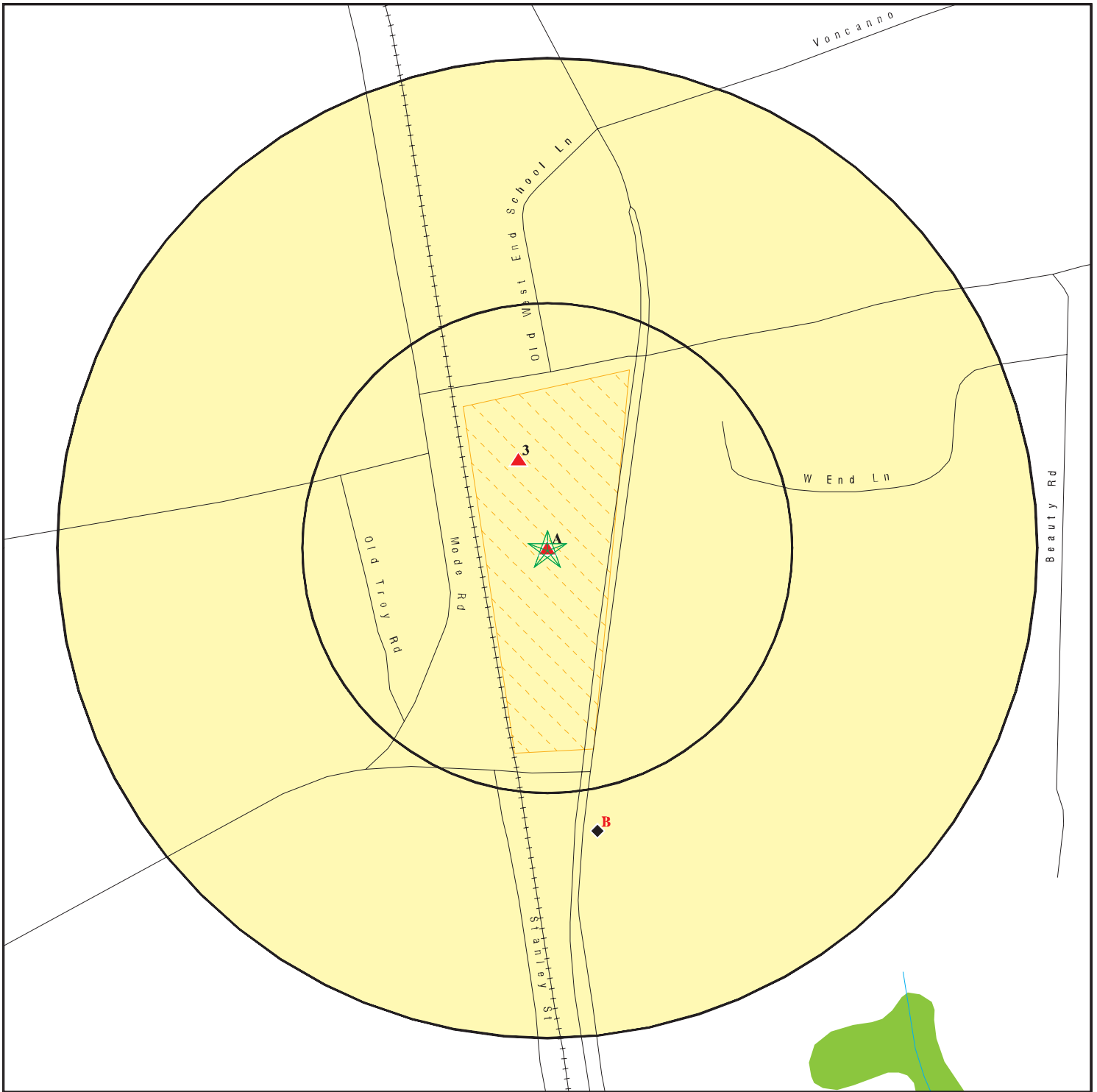


This report includes Interactive Map Layers to display and/or hide map information. The legend includes only those icons for the default map view.

SITE NAME: NCDOT West End
 ADDRESS: 5364 NC 211
 West End NC 27376
 LAT/LONG: 35.238622 / 79.568012

CLIENT: Geosyntec Consultants
 CONTACT: Matt Jenny
 INQUIRY #: 5132089.2s
 DATE: December 08, 2017 11:01 am

DETAIL MAP - 5132089.2S



- ★ Target Property
- ▲ Sites at elevations higher than or equal to the target property
- ◆ Sites at elevations lower than the target property
- ▲ Manufactured Gas Plants
- Sensitive Receptors
- ▨ National Priority List Sites
- ▨ Dept. Defense Sites

- ▨ Indian Reservations BIA
- National Wetland Inventory
- State Wetlands
- ▨ Hazardous Substance Disposal Sites



This report includes Interactive Map Layers to display and/or hide map information. The legend includes only those icons for the default map view.

SITE NAME: NCDOT West End
 ADDRESS: 5364 NC 211
 West End NC 27376
 LAT/LONG: 35.238622 / 79.568012

CLIENT: Geosyntec Consultants
 CONTACT: Matt Jenny
 INQUIRY #: 5132089.2s
 DATE: December 08, 2017 11:06 am

MAP FINDINGS SUMMARY

Database	Search Distance (Miles)	Target Property	< 1/8	1/8 - 1/4	1/4 - 1/2	1/2 - 1	> 1	Total Plotted
STANDARD ENVIRONMENTAL RECORDS								
<i>Federal NPL site list</i>								
NPL	1.000		0	0	0	0	NR	0
Proposed NPL	1.000		0	0	0	0	NR	0
NPL LIENS	TP		NR	NR	NR	NR	NR	0
<i>Federal Delisted NPL site list</i>								
Delisted NPL	1.000		0	0	0	0	NR	0
<i>Federal CERCLIS list</i>								
FEDERAL FACILITY	0.500		0	0	0	NR	NR	0
SEMS	0.500		0	0	0	NR	NR	0
<i>Federal CERCLIS NFRAP site list</i>								
SEMS-ARCHIVE	0.500		0	0	0	NR	NR	0
<i>Federal RCRA CORRACTS facilities list</i>								
CORRACTS	1.000		0	0	0	0	NR	0
<i>Federal RCRA non-CORRACTS TSD facilities list</i>								
RCRA-TSDF	0.500		0	0	0	NR	NR	0
<i>Federal RCRA generators list</i>								
RCRA-LQG	0.250		0	0	NR	NR	NR	0
RCRA-SQG	0.250		0	0	NR	NR	NR	0
RCRA-CESQG	0.250		0	0	NR	NR	NR	0
<i>Federal institutional controls / engineering controls registries</i>								
LUCIS	0.500		0	0	0	NR	NR	0
US ENG CONTROLS	0.500		0	0	0	NR	NR	0
US INST CONTROL	0.500		0	0	0	NR	NR	0
<i>Federal ERNS list</i>								
ERNS	TP		NR	NR	NR	NR	NR	0
<i>State- and tribal - equivalent NPL</i>								
NC HSDS	1.000		1	0	0	0	NR	1
<i>State- and tribal - equivalent CERCLIS</i>								
SHWS	1.000		1	0	0	0	NR	1
<i>State and tribal landfill and/or solid waste disposal site lists</i>								
SWF/LF	0.500		0	0	0	NR	NR	0
OLI	0.500		0	0	0	NR	NR	0
<i>State and tribal leaking storage tank lists</i>								
LAST	0.500		0	0	0	NR	NR	0

MAP FINDINGS SUMMARY

Database	Search Distance (Miles)	Target Property	< 1/8	1/8 - 1/4	1/4 - 1/2	1/2 - 1	> 1	Total Plotted
LUST	0.500	1	0	1	1	NR	NR	3
INDIAN LUST	0.500		0	0	0	NR	NR	0
LUST TRUST	0.500		0	0	0	NR	NR	0
State and tribal registered storage tank lists								
FEMA UST	0.250		0	0	NR	NR	NR	0
UST	0.250		0	1	NR	NR	NR	1
AST	0.250		0	0	NR	NR	NR	0
INDIAN UST	0.250		0	0	NR	NR	NR	0
State and tribal institutional control / engineering control registries								
INST CONTROL	0.500		0	0	0	NR	NR	0
State and tribal voluntary cleanup sites								
INDIAN VCP	0.500		0	0	0	NR	NR	0
VCP	0.500		0	0	0	NR	NR	0
State and tribal Brownfields sites								
BROWNFIELDS	0.500		0	0	0	NR	NR	0
ADDITIONAL ENVIRONMENTAL RECORDS								
Local Brownfield lists								
US BROWNFIELDS	0.500		0	0	0	NR	NR	0
Local Lists of Landfill / Solid Waste Disposal Sites								
HIST LF	0.500		0	0	0	NR	NR	0
SWRCY	0.500		0	0	0	NR	NR	0
INDIAN ODI	0.500		0	0	0	NR	NR	0
DEBRIS REGION 9	0.500		0	0	0	NR	NR	0
ODI	0.500		0	0	0	NR	NR	0
IHS OPEN DUMPS	0.500		0	0	0	NR	NR	0
Local Lists of Hazardous waste / Contaminated Sites								
US HIST CDL	TP		NR	NR	NR	NR	NR	0
US CDL	TP		NR	NR	NR	NR	NR	0
Local Land Records								
LIENS 2	TP		NR	NR	NR	NR	NR	0
Records of Emergency Release Reports								
HMIRS	TP		NR	NR	NR	NR	NR	0
SPILLS	TP		NR	NR	NR	NR	NR	0
IMD	0.500		0	0	0	NR	NR	0
SPILLS 90	TP		NR	NR	NR	NR	NR	0
SPILLS 80	TP		NR	NR	NR	NR	NR	0
Other Ascertainable Records								
RCRA NonGen / NLR	0.250		0	0	NR	NR	NR	0

MAP FINDINGS SUMMARY

Database	Search Distance (Miles)	Target Property	< 1/8	1/8 - 1/4	1/4 - 1/2	1/2 - 1	> 1	Total Plotted
FUDS	1.000		0	0	0	0	NR	0
DOD	1.000		0	0	0	0	NR	0
SCRD DRYCLEANERS	0.500		0	0	0	NR	NR	0
US FIN ASSUR	TP		NR	NR	NR	NR	NR	0
EPA WATCH LIST	TP		NR	NR	NR	NR	NR	0
2020 COR ACTION	0.250		0	0	NR	NR	NR	0
TSCA	TP		NR	NR	NR	NR	NR	0
TRIS	TP		NR	NR	NR	NR	NR	0
SSTS	TP		NR	NR	NR	NR	NR	0
ROD	1.000		0	0	0	0	NR	0
RMP	TP		NR	NR	NR	NR	NR	0
RAATS	TP		NR	NR	NR	NR	NR	0
PRP	TP		NR	NR	NR	NR	NR	0
PADS	TP		NR	NR	NR	NR	NR	0
ICIS	TP		NR	NR	NR	NR	NR	0
FTTS	TP		NR	NR	NR	NR	NR	0
MLTS	TP		NR	NR	NR	NR	NR	0
COAL ASH DOE	TP		NR	NR	NR	NR	NR	0
COAL ASH EPA	0.500		0	0	0	NR	NR	0
PCB TRANSFORMER	TP		NR	NR	NR	NR	NR	0
RADINFO	TP		NR	NR	NR	NR	NR	0
HIST FTTS	TP		NR	NR	NR	NR	NR	0
DOT OPS	TP		NR	NR	NR	NR	NR	0
CONSENT	1.000		0	0	0	0	NR	0
INDIAN RESERV	1.000		0	0	0	0	NR	0
FUSRAP	1.000		0	0	0	0	NR	0
UMTRA	0.500		0	0	0	NR	NR	0
LEAD SMELTERS	TP		NR	NR	NR	NR	NR	0
US AIRS	TP		NR	NR	NR	NR	NR	0
US MINES	0.250		0	0	NR	NR	NR	0
ABANDONED MINES	0.250		0	0	NR	NR	NR	0
FINDS	TP	1	NR	NR	NR	NR	NR	1
UXO	1.000		0	0	0	0	NR	0
DOCKET HWC	TP		NR	NR	NR	NR	NR	0
ECHO	TP	1	NR	NR	NR	NR	NR	1
FUELS PROGRAM	0.250		0	0	NR	NR	NR	0
COAL ASH	0.500		0	0	0	NR	NR	0
DRYCLEANERS	0.250		0	0	NR	NR	NR	0
Financial Assurance	TP		NR	NR	NR	NR	NR	0
NPDES	TP		NR	NR	NR	NR	NR	0
UIC	TP		NR	NR	NR	NR	NR	0

EDR HIGH RISK HISTORICAL RECORDS

EDR Exclusive Records

EDR MGP	1.000		0	0	0	0	NR	0
EDR Hist Auto	0.125		0	NR	NR	NR	NR	0
EDR Hist Cleaner	0.125		0	NR	NR	NR	NR	0

EDR RECOVERED GOVERNMENT ARCHIVES

Exclusive Recovered Govt. Archives

RGA HWS	TP		NR	NR	NR	NR	NR	0
---------	----	--	----	----	----	----	----	---

MAP FINDINGS SUMMARY

<u>Database</u>	<u>Search Distance (Miles)</u>	<u>Target Property</u>	<u>< 1/8</u>	<u>1/8 - 1/4</u>	<u>1/4 - 1/2</u>	<u>1/2 - 1</u>	<u>> 1</u>	<u>Total Plotted</u>
RGA LF	TP		NR	NR	NR	NR	NR	0
RGA LUST	TP		NR	NR	NR	NR	NR	0
- Totals --		3	2	2	1	0	0	8

NOTES:

TP = Target Property

NR = Not Requested at this Search Distance

Sites may be listed in more than one database

Map ID
Direction
Distance
Elevation

MAP FINDINGS

Site

Database(s)

EDR ID Number
EPA ID Number

A1 **STANLEY FURNITURE COMPANY**
Target **5364 HWY 211**
Property **WEST END, NC 27376**

FINDS **1016088773**
ECHO **N/A**

Site 1 of 2 in cluster A

Actual:
604 ft.

FINDS:

Registry ID: 110000586296

Environmental Interest/Information System

AFS (Aerometric Information Retrieval System (AIRS) Facility Subsystem) replaces the former Compliance Data System (CDS), the National Emission Data System (NEDS), and the Storage and Retrieval of Aerometric Data (SAROAD). AIRS is the national repository for information concerning airborne pollution in the United States. AFS is used to track emissions and compliance data from industrial plants. AFS data are utilized by states to prepare State Implementation Plans to comply with regulatory programs and by EPA as an input for the estimation of total national emissions. AFS is undergoing a major redesign to support facility operating permits required under Title V of the Clean Air Act.

US EPA TRIS (Toxics Release Inventory System) contains information from facilities on the amounts of over 300 listed toxic chemicals that these facilities release directly to air, water, land, or that are transported off-site.

NC-FITS (North Carolina - Facility Identification Template For States) is North Carolina Department of Environment and Natural Resources' (NCDENR) Facility Identification Template for States that provides a common facility identifier in order to improve accessibility to comprehensive information about environmental regulated entities in the state of North Carolina.

RCRAInfo is a national information system that supports the Resource Conservation and Recovery Act (RCRA) program through the tracking of events and activities related to facilities that generate, transport, and treat, store, or dispose of hazardous waste. RCRAInfo allows RCRA program staff to track the notification, permit, compliance, and corrective action activities required under RCRA.

HAZARDOUS WASTE BIENNIAL REPORTER

[Click this hyperlink](#) while viewing on your computer to access additional FINDS: detail in the EDR Site Report.

ECHO:

Envid: 1016088773
Registry ID: 110000586296
DFR URL: <http://echo.epa.gov/detailed-facility-report?fid=110000586296>

Map ID
Direction
Distance
Elevation

MAP FINDINGS

Site

Database(s) EDR ID Number
EPA ID Number

A2 **JR SQUARE PROPERTY (NCDOT)**
Target **5364 HWY 211**
Property **WEST END, NC**

LUST **S118635609**
N/A

Site 2 of 2 in cluster A

Actual:
604 ft.

LUST:
 Facility ID: Not reported
 UST Number: FA-7697
 Incident Number: 29986
 Contamination Type: SL
 Source Type: Leak-underground
 Product Type: P
 Date Reported: 03/06/2013
 Date Occur: 03/01/2013
 Cleanup: Not reported
 Closure Request: Not reported
 Close Out: Not reported
 Level Of Soil Cleanup Achieved: Not reported
 Tank Regulated Status: N
 # Of Supply Wells: 0
 Commercial/NonCommercial UST Site: COMMERCIAL
 Risk Classification: L
 Risk Class Based On Review: L
 Corrective Action Plan Type: Not reported
 NOV Issue Date: Not reported
 NORR Issue Date: Not reported
 Site Priority: Not reported
 Phase Of LSA Req: Not reported
 Site Risk Reason: Not reported
 Land Use: Not reported
 MTBE: No
 MTBE1: Unknown
 Flag: No
 Flag1: Not reported
 LUR Filed: Not reported
 Release Detection: Not reported
 Current Status: File Located in House
 RBCA GW: Not reported
 PETOPT: 4
 RPL: False
 CD Num: 0
 Reel Num: Not reported
 RPOW: False
 RPOP: False
 Error Flag: Not reported
 Error Code: N
 Valid: False
 Lat/Long Decimal: 35.2370 -79.5677
 Testlat: Not reported
 Regional Officer Project Mgr: jwb
 Region: FAY
 Company: Not reported
 Contact Person: Not reported
 Telephone: Not reported
 RP Address: Not reported
 RP City,St,Zip: Not reported
 RP County: Not reported
 Comments: Not reported

Map ID
 Direction
 Distance
 Elevation

MAP FINDINGS

Site

Database(s)

EDR ID Number
 EPA ID Number

JR SQUARE PROPERTY (NCDOT) (Continued)

S118635609

5 Min Quad: Not reported

PIRF:

Facility Id:	29986
Date Occurred:	Not reported
Date Reported:	Not reported
Description Of Incident:	abandoned heating oil tank discovered in dot right-a-way minor soil hits may be associated with another nearby release.
Owner/Operator:	Not reported
Ownership:	4
Operation Type:	6
Type:	4
Location:	1
Site Priority:	Not reported
Priority Update:	Not reported
Wells Affected Y/N:	N
Samples Include:	Not reported
7#5 Minute Quad:	Y
5 Minute Quad:	Not reported
Pirf/Min Soil:	Not reported
Release Code:	Not reported
Source Code:	Not reported
Err Type:	2
Cause:	7
Source:	3
Ust Number:	P
Last Modified:	Not reported
Incident Phase:	Not reported
NOV Issued:	Not reported
NORR Issued:	Not reported
45 Day Report:	Not reported
Public Meeting Held:	Not reported
Corrective Action Planned:	Not reported
SOC Signed:	Not reported
Reclassification Report:	Not reported
RS Designation:	Not reported
Closure Request Date:	Not reported
Close-out Report:	Not reported

**HSDS
 Region**

**STANLEY CASE GOODS (FORMER)
 , NC**

**NC HSDS S102442759
 N/A**

**< 1/8
 1 ft.**

HSDS:

Site Type:	Federal
Superfund ID:	049 845 266
Lat/Long:	35 14 19.380869 79 34 5.588442
Total area in coverage units:	30145.734375
Total perimeter in coverage units:	805.50836181
X-value coordinate in feet:	1830332.25
Y-value coordinate in feet:	542277.875
Sites designated as superfund cleanup sites:	680
Length of feature in internal units:	805.508309825
Area of feature in internal units squared:	30145.7335406

MAP FINDINGS

Map ID
Direction
Distance
Elevation

Site

Database(s)

EDR ID Number
EPA ID Number

3
NNW
< 1/8
0.048 mi.
252 ft.

STANLEY CASE GOODS (FORMER)
HWY 211
WEST END, NC

SHWS S103554572
N/A

Relative:
Higher

Actual:
617 ft.

SHWS:
EPAID: NCD049845266
Lat/Longitude: 35.23928 / -79.56827
Geolocation Method: On Screen Placement On Georeferenced Map

B4
South
1/8-1/4
0.146 mi.
773 ft.

SHOP AND SAVE
NC HIGHWAY 211 & 73
WEST END, NC 27376

Site 1 of 2 in cluster B

UST U001199411
N/A

Relative:
Lower

Actual:
596 ft.

UST:
Facility Id: 00-0-0000020670
Contact: MCNEILL OIL CO INC
Contact Address1: PO BOX 396
Contact Address2: Not reported
Contact City/State/Zip: ABERDEEN, NC 28315-0396
FIPS County Desc: Moore
Latitude: 35.23657
Longitude: -79.56752

Tank Id: 1
Tank Status: Current
Installed Date: 05/01/1985
Perm Close Date: Not reported
Product Name: Gasoline, Gas Mix
Tank Capacity: 6000
Root Tank Id: Not reported
Main Tank: No
Compartment Tank: No
Manifold Tank: 0
Commercial: Yes
Regulated: Yes
Other CP Tank: Not reported
Overfill Protection Name: Ball Float Valve
Spill Protection Name: Catchment Basin
Leak Detection Name: Not reported
Decode for TCONS_KEY: Single Wall Steel
Decode for PCONS_KEY: Single Wall FRP
Decode for PSYS_KEY: Pressurized System

Tank Id: 2
Tank Status: Current
Installed Date: 05/01/1985
Perm Close Date: Not reported
Product Name: Gasoline, Gas Mix
Tank Capacity: 6000
Root Tank Id: Not reported
Main Tank: No
Compartment Tank: No
Manifold Tank: 0
Commercial: Yes
Regulated: Yes

Map ID
Direction
Distance
Elevation

MAP FINDINGS

Site

Database(s)

EDR ID Number
EPA ID Number

SHOP AND SAVE (Continued)

U001199411

Other CP Tank: Not reported
Overfill Protection Name: Ball Float Valve
Spill Protection Name: Catchment Basin
Leak Detection Name: Not reported
Decode for TCONS_KEY: Single Wall Steel
Decode for PCONS_KEY: Single Wall FRP
Decode for PSYS_KEY: Pressurized System

Tank Id: 3
Tank Status: Current
Installed Date: 05/01/1985
Perm Close Date: Not reported
Product Name: Gasoline, Gas Mix
Tank Capacity: 6000
Root Tank Id: Not reported
Main Tank: No
Compartment Tank: No
Manifold Tank: 0
Commercial: Yes
Regulated: Yes
Other CP Tank: Not reported
Overfill Protection Name: Ball Float Valve
Spill Protection Name: Catchment Basin
Leak Detection Name: Not reported
Decode for TCONS_KEY: Single Wall Steel
Decode for PCONS_KEY: Single Wall FRP
Decode for PSYS_KEY: Pressurized System

B5
South
1/8-1/4
0.148 mi.
782 ft.

STANLEY FURNITURE
HWY 211 & HWY 73
WEST END, NC
Site 2 of 2 in cluster B

LUST S114020622
N/A

Relative:
Lower

LUST:
Facility ID: 00-0-000
UST Number: FA-2247
Incident Number: 29880
Contamination Type: GW
Source Type: Leak-underground
Product Type: P
Date Reported: 05/23/2002
Date Occur: 05/23/2002
Cleanup: 05/23/2002
Closure Request: Not reported
Close Out: 05/23/2002
Level Of Soil Cleanup Achieved: Not reported
Tank Regulated Status: R
Of Supply Wells: 0
Commercial/NonCommercial UST Site: COMMERCIAL
Risk Classification: Not reported
Risk Class Based On Review: L
Corrective Action Plan Type: Not reported
NOV Issue Date: Not reported
NORR Issue Date: Not reported
Site Priority: Not reported
Phase Of LSA Req: Not reported

Actual:
597 ft.

Map ID
Direction
Distance
Elevation

MAP FINDINGS

Site

Database(s)

EDR ID Number
EPA ID Number

STANLEY FURNITURE (Continued)

S114020622

Site Risk Reason: Not reported
Land Use: Residential
MTBE: No
MTBE1: Unknown
Flag: No
Flag1: No
LUR Filed: Not reported
Release Detection: 0
Current Status: File Located in Archives
RBCA GW: Not reported
PETOPT: 3
RPL: False
CD Num: 242
Reel Num: 0
RPOW: False
RPOP: False
Error Flag: 0
Error Code: N
Valid: False
Lat/Long Decimal: 35.2365 -79.5676
Testlat: Not reported
Regional Officer Project Mgr: JWB
Region: FAY
Company: KAY MCCALLUM
Contact Person: Not reported
Telephone: Not reported
RP Address: Not reported
RP City,St,Zip: Not reported
RP County: Not reported
Comments: Not reported
5 Min Quad: Not reported

PIRF:

Facility Id: 29880
Date Occurred: 2002-05-23 00:00:00
Date Reported: 2002-05-23 00:00:00
Description Of Incident: Not reported
Owner/Operator: Not reported
Ownership: 4
Operation Type: 5
Type: 3
Location: 1
Site Priority: Not reported
Priority Update: Not reported
Wells Affected Y/N: N
Samples Include: Not reported
7#5 Minute Quad: Y
5 Minute Quad: Not reported
Pirf/Min Soil: Not reported
Release Code: Not reported
Source Code: Not reported
Err Type: 2
Cause: 3
Source: A
Ust Number: P

Last Modified: Not reported
Incident Phase: Not reported

Map ID
 Direction
 Distance
 Elevation

MAP FINDINGS

Site

Database(s)

EDR ID Number
 EPA ID Number

STANLEY FURNITURE (Continued)

S114020622

NOV Issued: Not reported
 NORR Issued: Not reported
 45 Day Report: Not reported
 Public Meeting Held: Not reported
 Corrective Action Planned: Not reported
 SOC Signed: Not reported
 Reclassification Report: Not reported
 RS Designation: Not reported
 Closure Request Date: Not reported
 Close-out Report: Not reported

6
South
1/4-1/2
0.483 mi.
2552 ft.

NCDOT ORPHAN UST
5337 NC HWY 211
WEST END, NC

LUST S111444679
N/A

Relative:
Lower

LUST:

Actual:
600 ft.

Facility ID: Not reported
 UST Number: FA-3818
 Incident Number: 29744
 Contamination Type: SL
 Source Type: Leak-underground
 Product Type: P
 Date Reported: 11/08/2011
 Date Occur: 11/08/2011
 Cleanup: 12/23/2011
 Closure Request: Not reported
 Close Out: Not reported
 Level Of Soil Cleanup Achieved: Not reported
 Tank Regulated Status: R
 # Of Supply Wells: 0
 Commercial/NonCommercial UST Site: COMMERCIAL
 Risk Classification: Not reported
 Risk Class Based On Review: L
 Corrective Action Plan Type: Not reported
 NOV Issue Date: Not reported
 NORR Issue Date: Not reported
 Site Priority: Not reported
 Phase Of LSA Req: Not reported
 Site Risk Reason: Not reported
 Land Use: Residential
 MTBE: No
 MTBE1: Unknown
 Flag: No
 Flag1: No
 LUR Filed: Not reported
 Release Detection: 0
 Current Status: File Located in House
 RBCA GW: Not reported
 PTOPT: 3
 RPL: False
 CD Num: 0
 Reel Num: 0
 RPOW: False
 RPOP: False
 Error Flag: 0
 Error Code: N

Map ID
 Direction
 Distance
 Elevation

MAP FINDINGS

Site

Database(s)

EDR ID Number
 EPA ID Number

NCDOT ORPHAN UST (Continued)

S111444679

Valid: False
 Lat/Long Decimal: 35.2400 -79.5670
 Testlat: Not reported
 Regional Officer Project Mgr: JWB
 Region: FAY
 Company: Not reported
 Contact Person: Not reported
 Telephone: Not reported
 RP Address: Not reported
 RP City,St,Zip: NC
 RP County: Not reported
 Comments: Not reported
 5 Min Quad: Not reported

PIRF:

Facility Id: 29744
 Date Occurred: 2011-11-08 00:00:00
 Date Reported: 2011-11-08 00:00:00
 Description Of Incident: Utility company uncovered abandoned tank during trenching activities.
 Tank located in NCDOT Righ-a-way
 Owner/Operator: Not reported
 Ownership: 4
 Operation Type: 6
 Type: 3
 Location: 1
 Site Priority: Not reported
 Priority Update: Not reported
 Wells Affected Y/N: N
 Samples Include: Not reported
 7#5 Minute Quad: N
 5 Minute Quad: Not reported
 Pirf/Min Soil: Not reported
 Release Code: Not reported
 Source Code: Not reported
 Err Type: 9
 Cause: 7
 Source: A
 Ust Number: P

Last Modified: Not reported
Incident Phase: Not reported
 NOV Issued: Not reported
 NORR Issued: Not reported
 45 Day Report: Not reported
 Public Meeting Held: Not reported
 Corrective Action Planned: Not reported
 SOC Signed: Not reported
 Reclassification Report: Not reported
 RS Designation: Not reported
 Closure Request Date: Not reported
 Close-out Report: Not reported

Facility ID: Not reported
 UST Number: FA-3888
 Incident Number: 29788
 Contamination Type: SL
 Source Type: Leak-underground
 Product Type: P

Map ID
Direction
Distance
Elevation

MAP FINDINGS

Site

Database(s)

EDR ID Number
EPA ID Number

NCDOT ORPHAN UST (Continued)

S111444679

Date Reported: 05/16/2012
Date Occur: 05/16/2012
Cleanup: 09/07/2012
Closure Request: Not reported
Close Out: 09/27/2012
Level Of Soil Cleanup Achieved: Soil to Groundwater
Tank Regulated Status: R
Of Supply Wells: 0
Commercial/NonCommercial UST Site: COMMERCIAL
Risk Classification: L
Risk Class Based On Review: L
Corrective Action Plan Type: Not reported
NOV Issue Date: Not reported
NORR Issue Date: Not reported
Site Priority: Not reported
Phase Of LSA Req: Not reported
Site Risk Reason: Not reported
Land Use: Residential
MTBE: No
MTBE1: No
Flag: No
Flag1: No
LUR Filed: Not reported
Release Detection: 0
Current Status: File Located in Archives
RBCA GW: Cleanups to 2L.0202 standards
PETOPT: 3
RPL: False
CD Num: 594
Reel Num: 0
RPOW: False
RPOP: False
Error Flag: 0
Error Code: N
Valid: False
Lat/Long Decimal: 35.2400 -79.5670
Testlat: Not reported
Regional Officer Project Mgr: JWB
Region: FAY
Company: Not reported
Contact Person: Not reported
Telephone: Not reported
RP Address: Not reported
RP City,St,Zip: NC
RP County: Not reported
Comments: (Pulled for Archiving 9/25/2015)
5 Min Quad: Not reported

PIRF:

Facility Id: 29788
Date Occurred: 2012-05-16 00:00:00
Date Reported: 2012-05-16 00:00:00
Description Of Incident: minor soil discovered during ust removal
Owner/Operator: Not reported
Ownership: 4
Operation Type: 6
Type: 3
Location: 1

Map ID
Direction
Distance
Elevation

MAP FINDINGS

Site

Database(s)

EDR ID Number
EPA ID Number

NCDOT ORPHAN UST (Continued)

S111444679

Site Priority:	Not reported
Priority Update:	Not reported
Wells Affected Y/N:	N
Samples Include:	Not reported
7#5 Minute Quad:	Y
5 Minute Quad:	Not reported
Pirf/Min Soil:	Not reported
Release Code:	Not reported
Source Code:	Not reported
Err Type:	2
Cause:	7
Source:	G
Ust Number:	P
Last Modified:	Not reported
Incident Phase:	Not reported
NOV Issued:	Not reported
NORR Issued:	Not reported
45 Day Report:	Not reported
Public Meeting Held:	Not reported
Corrective Action Planned:	Not reported
SOC Signed:	Not reported
Reclassification Report:	Not reported
RS Designation:	Not reported
Closure Request Date:	Not reported
Close-out Report:	Not reported

Count: 3 records.

ORPHAN SUMMARY

City	EDR ID	Site Name	Site Address	Zip	Database(s)
WEST END	U001200449	WEST END RADIO	HWY 211 N	27376	UST
WEST END	1007702533	WEST END RADIO	HIGHWAY 211 NORTH	27376	FINDS
WEST END	S105218753	CAGLE'S EXXON	HIGHWAYS 211 & 73		LUST TRUST

GOVERNMENT RECORDS SEARCHED / DATA CURRENCY TRACKING

To maintain currency of the following federal and state databases, EDR contacts the appropriate governmental agency on a monthly or quarterly basis, as required.

Number of Days to Update: Provides confirmation that EDR is reporting records that have been updated within 90 days from the date the government agency made the information available to the public.

STANDARD ENVIRONMENTAL RECORDS

Federal NPL site list

NPL: National Priority List

National Priorities List (Superfund). The NPL is a subset of CERCLIS and identifies over 1,200 sites for priority cleanup under the Superfund Program. NPL sites may encompass relatively large areas. As such, EDR provides polygon coverage for over 1,000 NPL site boundaries produced by EPA's Environmental Photographic Interpretation Center (EPIC) and regional EPA offices.

Date of Government Version: 05/30/2017	Source: EPA
Date Data Arrived at EDR: 06/08/2017	Telephone: N/A
Date Made Active in Reports: 09/15/2017	Last EDR Contact: 11/03/2017
Number of Days to Update: 99	Next Scheduled EDR Contact: 01/15/2018
	Data Release Frequency: Quarterly

NPL Site Boundaries

Sources:

EPA's Environmental Photographic Interpretation Center (EPIC)
Telephone: 202-564-7333

EPA Region 1
Telephone 617-918-1143

EPA Region 6
Telephone: 214-655-6659

EPA Region 3
Telephone 215-814-5418

EPA Region 7
Telephone: 913-551-7247

EPA Region 4
Telephone 404-562-8033

EPA Region 8
Telephone: 303-312-6774

EPA Region 5
Telephone 312-886-6686

EPA Region 9
Telephone: 415-947-4246

EPA Region 10
Telephone 206-553-8665

Proposed NPL: Proposed National Priority List Sites

A site that has been proposed for listing on the National Priorities List through the issuance of a proposed rule in the Federal Register. EPA then accepts public comments on the site, responds to the comments, and places on the NPL those sites that continue to meet the requirements for listing.

Date of Government Version: 05/30/2017	Source: EPA
Date Data Arrived at EDR: 06/09/2017	Telephone: N/A
Date Made Active in Reports: 09/15/2017	Last EDR Contact: 11/03/2017
Number of Days to Update: 98	Next Scheduled EDR Contact: 01/15/2018
	Data Release Frequency: Quarterly

NPL LIENS: Federal Superfund Liens

Federal Superfund Liens. Under the authority granted the USEPA by CERCLA of 1980, the USEPA has the authority to file liens against real property in order to recover remedial action expenditures or when the property owner received notification of potential liability. USEPA compiles a listing of filed notices of Superfund Liens.

Date of Government Version: 10/15/1991	Source: EPA
Date Data Arrived at EDR: 02/02/1994	Telephone: 202-564-4267
Date Made Active in Reports: 03/30/1994	Last EDR Contact: 08/15/2011
Number of Days to Update: 56	Next Scheduled EDR Contact: 11/28/2011
	Data Release Frequency: No Update Planned

GOVERNMENT RECORDS SEARCHED / DATA CURRENCY TRACKING

Federal Delisted NPL site list

Delisted NPL: National Priority List Deletions

The National Oil and Hazardous Substances Pollution Contingency Plan (NCP) establishes the criteria that the EPA uses to delete sites from the NPL. In accordance with 40 CFR 300.425.(e), sites may be deleted from the NPL where no further response is appropriate.

Date of Government Version: 05/30/2017	Source: EPA
Date Data Arrived at EDR: 06/09/2017	Telephone: N/A
Date Made Active in Reports: 09/15/2017	Last EDR Contact: 11/03/2017
Number of Days to Update: 98	Next Scheduled EDR Contact: 01/15/2018
	Data Release Frequency: Quarterly

Federal CERCLIS list

FEDERAL FACILITY: Federal Facility Site Information listing

A listing of National Priority List (NPL) and Base Realignment and Closure (BRAC) sites found in the Comprehensive Environmental Response, Compensation and Liability Information System (CERCLIS) Database where EPA Federal Facilities Restoration and Reuse Office is involved in cleanup activities.

Date of Government Version: 11/07/2016	Source: Environmental Protection Agency
Date Data Arrived at EDR: 01/05/2017	Telephone: 703-603-8704
Date Made Active in Reports: 04/07/2017	Last EDR Contact: 10/06/2017
Number of Days to Update: 92	Next Scheduled EDR Contact: 01/15/2018
	Data Release Frequency: Varies

SEMS: Superfund Enterprise Management System

SEMS (Superfund Enterprise Management System) tracks hazardous waste sites, potentially hazardous waste sites, and remedial activities performed in support of EPA's Superfund Program across the United States. The list was formerly know as CERCLIS, renamed to SEMS by the EPA in 2015. The list contains data on potentially hazardous waste sites that have been reported to the USEPA by states, municipalities, private companies and private persons, pursuant to Section 103 of the Comprehensive Environmental Response, Compensation, and Liability Act (CERCLA). This dataset also contains sites which are either proposed to or on the National Priorities List (NPL) and the sites which are in the screening and assessment phase for possible inclusion on the NPL.

Date of Government Version: 07/11/2017	Source: EPA
Date Data Arrived at EDR: 07/21/2017	Telephone: 800-424-9346
Date Made Active in Reports: 10/06/2017	Last EDR Contact: 11/03/2017
Number of Days to Update: 77	Next Scheduled EDR Contact: 01/29/2018
	Data Release Frequency: Quarterly

Federal CERCLIS NFRAP site list

SEMS-ARCHIVE: Superfund Enterprise Management System Archive

GOVERNMENT RECORDS SEARCHED / DATA CURRENCY TRACKING

SEMS-ARCHIVE (Superfund Enterprise Management System Archive) tracks sites that have no further interest under the Federal Superfund Program based on available information. The list was formerly known as the CERCLIS-NFRAP, renamed to SEMS ARCHIVE by the EPA in 2015. EPA may perform a minimal level of assessment work at a site while it is archived if site conditions change and/or new information becomes available. Archived sites have been removed and archived from the inventory of SEMS sites. Archived status indicates that, to the best of EPA's knowledge, assessment at a site has been completed and that EPA has determined no further steps will be taken to list the site on the National Priorities List (NPL), unless information indicates this decision was not appropriate or other considerations require a recommendation for listing at a later time. The decision does not necessarily mean that there is no hazard associated with a given site; it only means that, based upon available information, the location is not judged to be potential NPL site.

Date of Government Version: 07/11/2017	Source: EPA
Date Data Arrived at EDR: 07/28/2017	Telephone: 800-424-9346
Date Made Active in Reports: 10/06/2017	Last EDR Contact: 11/03/2017
Number of Days to Update: 70	Next Scheduled EDR Contact: 01/29/2018
	Data Release Frequency: Quarterly

Federal RCRA CORRACTS facilities list

CORRACTS: Corrective Action Report

CORRACTS identifies hazardous waste handlers with RCRA corrective action activity.

Date of Government Version: 09/13/2017	Source: EPA
Date Data Arrived at EDR: 09/26/2017	Telephone: 800-424-9346
Date Made Active in Reports: 10/06/2017	Last EDR Contact: 09/26/2017
Number of Days to Update: 10	Next Scheduled EDR Contact: 01/08/2018
	Data Release Frequency: Quarterly

Federal RCRA non-CORRACTS TSD facilities list

RCRA-TSDF: RCRA - Treatment, Storage and Disposal

RCRAInfo is EPA's comprehensive information system, providing access to data supporting the Resource Conservation and Recovery Act (RCRA) of 1976 and the Hazardous and Solid Waste Amendments (HSWA) of 1984. The database includes selective information on sites which generate, transport, store, treat and/or dispose of hazardous waste as defined by the Resource Conservation and Recovery Act (RCRA). Transporters are individuals or entities that move hazardous waste from the generator offsite to a facility that can recycle, treat, store, or dispose of the waste. TSDFs treat, store, or dispose of the waste.

Date of Government Version: 09/13/2017	Source: Environmental Protection Agency
Date Data Arrived at EDR: 09/26/2017	Telephone: (404) 562-8651
Date Made Active in Reports: 10/06/2017	Last EDR Contact: 09/26/2017
Number of Days to Update: 10	Next Scheduled EDR Contact: 01/08/2018
	Data Release Frequency: Quarterly

Federal RCRA generators list

RCRA-LQG: RCRA - Large Quantity Generators

RCRAInfo is EPA's comprehensive information system, providing access to data supporting the Resource Conservation and Recovery Act (RCRA) of 1976 and the Hazardous and Solid Waste Amendments (HSWA) of 1984. The database includes selective information on sites which generate, transport, store, treat and/or dispose of hazardous waste as defined by the Resource Conservation and Recovery Act (RCRA). Large quantity generators (LQGs) generate over 1,000 kilograms (kg) of hazardous waste, or over 1 kg of acutely hazardous waste per month.

Date of Government Version: 09/13/2017	Source: Environmental Protection Agency
Date Data Arrived at EDR: 09/26/2017	Telephone: (404) 562-8651
Date Made Active in Reports: 10/06/2017	Last EDR Contact: 09/26/2017
Number of Days to Update: 10	Next Scheduled EDR Contact: 01/08/2018
	Data Release Frequency: Quarterly

GOVERNMENT RECORDS SEARCHED / DATA CURRENCY TRACKING

RCRA-SQG: RCRA - Small Quantity Generators

RCRAInfo is EPA's comprehensive information system, providing access to data supporting the Resource Conservation and Recovery Act (RCRA) of 1976 and the Hazardous and Solid Waste Amendments (HSWA) of 1984. The database includes selective information on sites which generate, transport, store, treat and/or dispose of hazardous waste as defined by the Resource Conservation and Recovery Act (RCRA). Small quantity generators (SQGs) generate between 100 kg and 1,000 kg of hazardous waste per month.

Date of Government Version: 09/13/2017	Source: Environmental Protection Agency
Date Data Arrived at EDR: 09/26/2017	Telephone: (404) 562-8651
Date Made Active in Reports: 10/06/2017	Last EDR Contact: 09/26/2017
Number of Days to Update: 10	Next Scheduled EDR Contact: 01/08/2018
	Data Release Frequency: Quarterly

RCRA-CESQG: RCRA - Conditionally Exempt Small Quantity Generators

RCRAInfo is EPA's comprehensive information system, providing access to data supporting the Resource Conservation and Recovery Act (RCRA) of 1976 and the Hazardous and Solid Waste Amendments (HSWA) of 1984. The database includes selective information on sites which generate, transport, store, treat and/or dispose of hazardous waste as defined by the Resource Conservation and Recovery Act (RCRA). Conditionally exempt small quantity generators (CESQGs) generate less than 100 kg of hazardous waste, or less than 1 kg of acutely hazardous waste per month.

Date of Government Version: 09/13/2017	Source: Environmental Protection Agency
Date Data Arrived at EDR: 09/26/2017	Telephone: (404) 562-8651
Date Made Active in Reports: 10/06/2017	Last EDR Contact: 09/26/2017
Number of Days to Update: 10	Next Scheduled EDR Contact: 01/08/2018
	Data Release Frequency: Quarterly

Federal institutional controls / engineering controls registries

LUCIS: Land Use Control Information System

LUCIS contains records of land use control information pertaining to the former Navy Base Realignment and Closure properties.

Date of Government Version: 05/22/2017	Source: Department of the Navy
Date Data Arrived at EDR: 06/13/2017	Telephone: 843-820-7326
Date Made Active in Reports: 09/15/2017	Last EDR Contact: 11/08/2017
Number of Days to Update: 94	Next Scheduled EDR Contact: 02/26/2018
	Data Release Frequency: Varies

US ENG CONTROLS: Engineering Controls Sites List

A listing of sites with engineering controls in place. Engineering controls include various forms of caps, building foundations, liners, and treatment methods to create pathway elimination for regulated substances to enter environmental media or effect human health.

Date of Government Version: 08/10/2017	Source: Environmental Protection Agency
Date Data Arrived at EDR: 08/30/2017	Telephone: 703-603-0695
Date Made Active in Reports: 10/13/2017	Last EDR Contact: 11/27/2017
Number of Days to Update: 44	Next Scheduled EDR Contact: 03/12/2018
	Data Release Frequency: Varies

US INST CONTROL: Sites with Institutional Controls

A listing of sites with institutional controls in place. Institutional controls include administrative measures, such as groundwater use restrictions, construction restrictions, property use restrictions, and post remediation care requirements intended to prevent exposure to contaminants remaining on site. Deed restrictions are generally required as part of the institutional controls.

Date of Government Version: 08/10/2017	Source: Environmental Protection Agency
Date Data Arrived at EDR: 08/30/2017	Telephone: 703-603-0695
Date Made Active in Reports: 10/13/2017	Last EDR Contact: 11/27/2017
Number of Days to Update: 44	Next Scheduled EDR Contact: 03/12/2018
	Data Release Frequency: Varies

GOVERNMENT RECORDS SEARCHED / DATA CURRENCY TRACKING

Federal ERNS list

ERNS: Emergency Response Notification System

Emergency Response Notification System. ERNS records and stores information on reported releases of oil and hazardous substances.

Date of Government Version: 09/18/2017

Date Data Arrived at EDR: 09/21/2017

Date Made Active in Reports: 10/13/2017

Number of Days to Update: 22

Source: National Response Center, United States Coast Guard

Telephone: 202-267-2180

Last EDR Contact: 09/21/2017

Next Scheduled EDR Contact: 01/08/2018

Data Release Frequency: Quarterly

State- and tribal - equivalent NPL

HSDS: Hazardous Substance Disposal Site

Locations of uncontrolled and unregulated hazardous waste sites. The file includes sites on the National Priority List as well as those on the state priority list.

Date of Government Version: 08/09/2011

Date Data Arrived at EDR: 11/08/2011

Date Made Active in Reports: 12/05/2011

Number of Days to Update: 27

Source: North Carolina Center for Geographic Information and Analysis

Telephone: 919-754-6580

Last EDR Contact: 10/27/2017

Next Scheduled EDR Contact: 02/05/2018

Data Release Frequency: Biennially

State- and tribal - equivalent CERCLIS

SHWS: Inactive Hazardous Sites Inventory

State Hazardous Waste Sites. State hazardous waste site records are the states' equivalent to CERCLIS. These sites may or may not already be listed on the federal CERCLIS list. Priority sites planned for cleanup using state funds (state equivalent of Superfund) are identified along with sites where cleanup will be paid for by potentially responsible parties. Available information varies by state.

Date of Government Version: 08/16/2017

Date Data Arrived at EDR: 09/13/2017

Date Made Active in Reports: 09/22/2017

Number of Days to Update: 9

Source: Department of Environment, Health and Natural Resources

Telephone: 919-508-8400

Last EDR Contact: 09/13/2017

Next Scheduled EDR Contact: 12/25/2017

Data Release Frequency: Quarterly

State and tribal landfill and/or solid waste disposal site lists

SWF/LF: List of Solid Waste Facilities

Solid Waste Facilities/Landfill Sites. SWF/LF type records typically contain an inventory of solid waste disposal facilities or landfills in a particular state. Depending on the state, these may be active or inactive facilities or open dumps that failed to meet RCRA Subtitle D Section 4004 criteria for solid waste landfills or disposal sites.

Date of Government Version: 09/28/2017

Date Data Arrived at EDR: 09/28/2017

Date Made Active in Reports: 10/19/2017

Number of Days to Update: 21

Source: Department of Environment and Natural Resources

Telephone: 919-733-0692

Last EDR Contact: 09/28/2017

Next Scheduled EDR Contact: 01/08/2018

Data Release Frequency: Varies

OLI: Old Landfill Inventory

Old landfill inventory location information. (Does not include no further action sites and other agency lead sites).

Date of Government Version: 08/08/2016

Date Data Arrived at EDR: 01/17/2017

Date Made Active in Reports: 03/08/2017

Number of Days to Update: 50

Source: Department of Environment & Natural Resources

Telephone: 919-733-4996

Last EDR Contact: 10/10/2017

Next Scheduled EDR Contact: 01/22/2018

Data Release Frequency: Varies

GOVERNMENT RECORDS SEARCHED / DATA CURRENCY TRACKING

State and tribal leaking storage tank lists

LAST: Leaking Aboveground Storage Tanks

A listing of leaking aboveground storage tank site locations.

Date of Government Version: 08/04/2017	Source: Department of Environment & Natural Resources
Date Data Arrived at EDR: 08/10/2017	Telephone: 877-623-6748
Date Made Active in Reports: 09/25/2017	Last EDR Contact: 11/08/2017
Number of Days to Update: 46	Next Scheduled EDR Contact: 02/19/2018
	Data Release Frequency: Quarterly

LUST: Regional UST Database

This database contains information obtained from the Regional Offices. It provides a more detailed explanation of current and historic activity for individual sites, as well as what was previously found in the Incident Management Database. Sites in this database with Incident Numbers are considered LUSTs.

Date of Government Version: 08/04/2017	Source: Department of Environment and Natural Resources
Date Data Arrived at EDR: 08/10/2017	Telephone: 919-733-1308
Date Made Active in Reports: 09/25/2017	Last EDR Contact: 11/08/2017
Number of Days to Update: 46	Next Scheduled EDR Contact: 02/19/2018
	Data Release Frequency: Quarterly

INDIAN LUST R6: Leaking Underground Storage Tanks on Indian Land

LUSTs on Indian land in New Mexico and Oklahoma.

Date of Government Version: 04/24/2017	Source: EPA Region 6
Date Data Arrived at EDR: 07/27/2017	Telephone: 214-665-6597
Date Made Active in Reports: 10/06/2017	Last EDR Contact: 10/27/2017
Number of Days to Update: 71	Next Scheduled EDR Contact: 02/05/2018
	Data Release Frequency: Varies

INDIAN LUST R7: Leaking Underground Storage Tanks on Indian Land

LUSTs on Indian land in Iowa, Kansas, and Nebraska

Date of Government Version: 04/14/2017	Source: EPA Region 7
Date Data Arrived at EDR: 07/27/2017	Telephone: 913-551-7003
Date Made Active in Reports: 10/06/2017	Last EDR Contact: 10/27/2017
Number of Days to Update: 71	Next Scheduled EDR Contact: 02/05/2018
	Data Release Frequency: Varies

INDIAN LUST R8: Leaking Underground Storage Tanks on Indian Land

LUSTs on Indian land in Colorado, Montana, North Dakota, South Dakota, Utah and Wyoming.

Date of Government Version: 05/01/2017	Source: EPA Region 8
Date Data Arrived at EDR: 07/27/2017	Telephone: 303-312-6271
Date Made Active in Reports: 10/13/2017	Last EDR Contact: 10/27/2017
Number of Days to Update: 78	Next Scheduled EDR Contact: 02/05/2018
	Data Release Frequency: Varies

INDIAN LUST R4: Leaking Underground Storage Tanks on Indian Land

LUSTs on Indian land in Florida, Mississippi and North Carolina.

Date of Government Version: 10/14/2016	Source: EPA Region 4
Date Data Arrived at EDR: 01/27/2017	Telephone: 404-562-8677
Date Made Active in Reports: 05/05/2017	Last EDR Contact: 10/27/2017
Number of Days to Update: 98	Next Scheduled EDR Contact: 02/05/2018
	Data Release Frequency: Semi-Annually

INDIAN LUST R1: Leaking Underground Storage Tanks on Indian Land

A listing of leaking underground storage tank locations on Indian Land.

GOVERNMENT RECORDS SEARCHED / DATA CURRENCY TRACKING

Date of Government Version: 04/14/2017
Date Data Arrived at EDR: 07/27/2017
Date Made Active in Reports: 10/06/2017
Number of Days to Update: 71

Source: EPA Region 1
Telephone: 617-918-1313
Last EDR Contact: 10/27/2017
Next Scheduled EDR Contact: 02/05/2018
Data Release Frequency: Varies

INDIAN LUST R5: Leaking Underground Storage Tanks on Indian Land

Leaking underground storage tanks located on Indian Land in Michigan, Minnesota and Wisconsin.

Date of Government Version: 04/26/2017
Date Data Arrived at EDR: 07/27/2017
Date Made Active in Reports: 10/13/2017
Number of Days to Update: 78

Source: EPA, Region 5
Telephone: 312-886-7439
Last EDR Contact: 10/27/2017
Next Scheduled EDR Contact: 02/05/2018
Data Release Frequency: Varies

INDIAN LUST R9: Leaking Underground Storage Tanks on Indian Land

LUSTs on Indian land in Arizona, California, New Mexico and Nevada

Date of Government Version: 04/13/2017
Date Data Arrived at EDR: 07/27/2017
Date Made Active in Reports: 10/13/2017
Number of Days to Update: 78

Source: Environmental Protection Agency
Telephone: 415-972-3372
Last EDR Contact: 10/27/2017
Next Scheduled EDR Contact: 02/05/2018
Data Release Frequency: Varies

INDIAN LUST R10: Leaking Underground Storage Tanks on Indian Land

LUSTs on Indian land in Alaska, Idaho, Oregon and Washington.

Date of Government Version: 10/07/2016
Date Data Arrived at EDR: 01/26/2017
Date Made Active in Reports: 05/05/2017
Number of Days to Update: 99

Source: EPA Region 10
Telephone: 206-553-2857
Last EDR Contact: 11/07/2017
Next Scheduled EDR Contact: 02/05/2018
Data Release Frequency: Quarterly

LUST TRUST: State Trust Fund Database

This database contains information about claims against the State Trust Funds for reimbursements for expenses incurred while remediating Leaking USTs.

Date of Government Version: 10/09/2017
Date Data Arrived at EDR: 10/10/2017
Date Made Active in Reports: 10/10/2017
Number of Days to Update: 0

Source: Department of Environment and Natural Resources
Telephone: 919-733-1315
Last EDR Contact: 10/10/2017
Next Scheduled EDR Contact: 01/22/2018
Data Release Frequency: Quarterly

State and tribal registered storage tank lists

FEMA UST: Underground Storage Tank Listing

A listing of all FEMA owned underground storage tanks.

Date of Government Version: 05/15/2017
Date Data Arrived at EDR: 05/30/2017
Date Made Active in Reports: 10/13/2017
Number of Days to Update: 136

Source: FEMA
Telephone: 202-646-5797
Last EDR Contact: 10/13/2017
Next Scheduled EDR Contact: 01/22/2018
Data Release Frequency: Varies

UST: Petroleum Underground Storage Tank Database

Registered Underground Storage Tanks. UST's are regulated under Subtitle I of the Resource Conservation and Recovery Act (RCRA) and must be registered with the state department responsible for administering the UST program. Available information varies by state program.

GOVERNMENT RECORDS SEARCHED / DATA CURRENCY TRACKING

Date of Government Version: 10/06/2017
Date Data Arrived at EDR: 10/11/2017
Date Made Active in Reports: 10/11/2017
Number of Days to Update: 0

Source: Department of Environment and Natural Resources
Telephone: 919-733-1308
Last EDR Contact: 11/08/2017
Next Scheduled EDR Contact: 02/19/2018
Data Release Frequency: Quarterly

AST: AST Database

Facilities with aboveground storage tanks that have a capacity greater than 21,000 gallons.

Date of Government Version: 08/24/2017
Date Data Arrived at EDR: 09/19/2017
Date Made Active in Reports: 09/25/2017
Number of Days to Update: 6

Source: Department of Environment and Natural Resources
Telephone: 919-715-6183
Last EDR Contact: 09/18/2017
Next Scheduled EDR Contact: 01/01/2018
Data Release Frequency: Semi-Annually

INDIAN UST R8: Underground Storage Tanks on Indian Land

The Indian Underground Storage Tank (UST) database provides information about underground storage tanks on Indian land in EPA Region 8 (Colorado, Montana, North Dakota, South Dakota, Utah, Wyoming and 27 Tribal Nations).

Date of Government Version: 05/01/2017
Date Data Arrived at EDR: 07/27/2017
Date Made Active in Reports: 10/13/2017
Number of Days to Update: 78

Source: EPA Region 8
Telephone: 303-312-6137
Last EDR Contact: 10/27/2017
Next Scheduled EDR Contact: 02/05/2018
Data Release Frequency: Varies

INDIAN UST R9: Underground Storage Tanks on Indian Land

The Indian Underground Storage Tank (UST) database provides information about underground storage tanks on Indian land in EPA Region 9 (Arizona, California, Hawaii, Nevada, the Pacific Islands, and Tribal Nations).

Date of Government Version: 04/13/2017
Date Data Arrived at EDR: 07/27/2017
Date Made Active in Reports: 10/13/2017
Number of Days to Update: 78

Source: EPA Region 9
Telephone: 415-972-3368
Last EDR Contact: 10/27/2017
Next Scheduled EDR Contact: 02/05/2018
Data Release Frequency: Varies

INDIAN UST R1: Underground Storage Tanks on Indian Land

The Indian Underground Storage Tank (UST) database provides information about underground storage tanks on Indian land in EPA Region 1 (Connecticut, Maine, Massachusetts, New Hampshire, Rhode Island, Vermont and ten Tribal Nations).

Date of Government Version: 04/14/2017
Date Data Arrived at EDR: 07/27/2017
Date Made Active in Reports: 10/06/2017
Number of Days to Update: 71

Source: EPA, Region 1
Telephone: 617-918-1313
Last EDR Contact: 10/27/2017
Next Scheduled EDR Contact: 02/05/2018
Data Release Frequency: Varies

INDIAN UST R6: Underground Storage Tanks on Indian Land

The Indian Underground Storage Tank (UST) database provides information about underground storage tanks on Indian land in EPA Region 6 (Louisiana, Arkansas, Oklahoma, New Mexico, Texas and 65 Tribes).

Date of Government Version: 10/01/2016
Date Data Arrived at EDR: 01/26/2017
Date Made Active in Reports: 05/05/2017
Number of Days to Update: 99

Source: EPA Region 6
Telephone: 214-665-7591
Last EDR Contact: 10/27/2017
Next Scheduled EDR Contact: 02/05/2018
Data Release Frequency: Semi-Annually

INDIAN UST R5: Underground Storage Tanks on Indian Land

The Indian Underground Storage Tank (UST) database provides information about underground storage tanks on Indian land in EPA Region 5 (Michigan, Minnesota and Wisconsin and Tribal Nations).

GOVERNMENT RECORDS SEARCHED / DATA CURRENCY TRACKING

Date of Government Version: 04/26/2017
Date Data Arrived at EDR: 07/27/2017
Date Made Active in Reports: 10/06/2017
Number of Days to Update: 71

Source: EPA Region 5
Telephone: 312-886-6136
Last EDR Contact: 10/27/2017
Next Scheduled EDR Contact: 02/05/2018
Data Release Frequency: Varies

INDIAN UST R7: Underground Storage Tanks on Indian Land

The Indian Underground Storage Tank (UST) database provides information about underground storage tanks on Indian land in EPA Region 7 (Iowa, Kansas, Missouri, Nebraska, and 9 Tribal Nations).

Date of Government Version: 05/02/2017
Date Data Arrived at EDR: 07/27/2017
Date Made Active in Reports: 10/06/2017
Number of Days to Update: 71

Source: EPA Region 7
Telephone: 913-551-7003
Last EDR Contact: 10/27/2017
Next Scheduled EDR Contact: 02/05/2018
Data Release Frequency: Varies

INDIAN UST R10: Underground Storage Tanks on Indian Land

The Indian Underground Storage Tank (UST) database provides information about underground storage tanks on Indian land in EPA Region 10 (Alaska, Idaho, Oregon, Washington, and Tribal Nations).

Date of Government Version: 04/25/2017
Date Data Arrived at EDR: 07/27/2017
Date Made Active in Reports: 10/13/2017
Number of Days to Update: 78

Source: EPA Region 10
Telephone: 206-553-2857
Last EDR Contact: 10/27/2017
Next Scheduled EDR Contact: 02/05/2018
Data Release Frequency: Varies

INDIAN UST R4: Underground Storage Tanks on Indian Land

The Indian Underground Storage Tank (UST) database provides information about underground storage tanks on Indian land in EPA Region 4 (Alabama, Florida, Georgia, Kentucky, Mississippi, North Carolina, South Carolina, Tennessee and Tribal Nations)

Date of Government Version: 10/14/2016
Date Data Arrived at EDR: 01/27/2017
Date Made Active in Reports: 05/05/2017
Number of Days to Update: 98

Source: EPA Region 4
Telephone: 404-562-9424
Last EDR Contact: 10/27/2017
Next Scheduled EDR Contact: 02/05/2018
Data Release Frequency: Semi-Annually

State and tribal institutional control / engineering control registries

INST CONTROL: No Further Action Sites With Land Use Restrictions Monitoring

A land use restricted site is a property where there are limits or requirements on future use of the property due to varying levels of cleanup possible, practical, or necessary at the site.

Date of Government Version: 08/16/2017
Date Data Arrived at EDR: 09/13/2017
Date Made Active in Reports: 09/22/2017
Number of Days to Update: 9

Source: Department of Environment, Health and Natural Resources
Telephone: 919-508-8400
Last EDR Contact: 09/13/2017
Next Scheduled EDR Contact: 12/25/2017
Data Release Frequency: Quarterly

State and tribal voluntary cleanup sites

INDIAN VCP R7: Voluntary Cleanup Priority Listing

A listing of voluntary cleanup priority sites located on Indian Land located in Region 7.

Date of Government Version: 03/20/2008
Date Data Arrived at EDR: 04/22/2008
Date Made Active in Reports: 05/19/2008
Number of Days to Update: 27

Source: EPA, Region 7
Telephone: 913-551-7365
Last EDR Contact: 04/20/2009
Next Scheduled EDR Contact: 07/20/2009
Data Release Frequency: Varies

GOVERNMENT RECORDS SEARCHED / DATA CURRENCY TRACKING

INDIAN VCP R1: Voluntary Cleanup Priority Listing

A listing of voluntary cleanup priority sites located on Indian Land located in Region 1.

Date of Government Version: 07/27/2015	Source: EPA, Region 1
Date Data Arrived at EDR: 09/29/2015	Telephone: 617-918-1102
Date Made Active in Reports: 02/18/2016	Last EDR Contact: 09/25/2017
Number of Days to Update: 142	Next Scheduled EDR Contact: 01/08/2018
	Data Release Frequency: Varies

VCP: Responsible Party Voluntary Action Sites

Responsible Party Voluntary Action site locations.

Date of Government Version: 08/16/2017	Source: Department of Environment and Natural Resources
Date Data Arrived at EDR: 09/13/2017	Telephone: 919-508-8400
Date Made Active in Reports: 09/25/2017	Last EDR Contact: 09/13/2017
Number of Days to Update: 12	Next Scheduled EDR Contact: 12/25/2017
	Data Release Frequency: Semi-Annually

State and tribal Brownfields sites

BROWNFIELDS: Brownfields Projects Inventory

A brownfield site is an abandoned, idled, or underused property where the threat of environmental contamination has hindered its redevelopment. All of the sites in the inventory are working toward a brownfield agreement for cleanup and liability control.

Date of Government Version: 09/01/2017	Source: Department of Environment and Natural Resources
Date Data Arrived at EDR: 09/21/2017	Telephone: 919-733-4996
Date Made Active in Reports: 09/22/2017	Last EDR Contact: 09/21/2017
Number of Days to Update: 1	Next Scheduled EDR Contact: 01/15/2018
	Data Release Frequency: Varies

ADDITIONAL ENVIRONMENTAL RECORDS

Local Brownfield lists

US BROWNFIELDS: A Listing of Brownfields Sites

Brownfields are real property, the expansion, redevelopment, or reuse of which may be complicated by the presence or potential presence of a hazardous substance, pollutant, or contaminant. Cleaning up and reinvesting in these properties takes development pressures off of undeveloped, open land, and both improves and protects the environment. Assessment, Cleanup and Redevelopment Exchange System (ACRES) stores information reported by EPA Brownfields grant recipients on brownfields properties assessed or cleaned up with grant funding as well as information on Targeted Brownfields Assessments performed by EPA Regions. A listing of ACRES Brownfield sites is obtained from Cleanups in My Community. Cleanups in My Community provides information on Brownfields properties for which information is reported back to EPA, as well as areas served by Brownfields grant programs.

Date of Government Version: 06/19/2017	Source: Environmental Protection Agency
Date Data Arrived at EDR: 06/20/2017	Telephone: 202-566-2777
Date Made Active in Reports: 09/15/2017	Last EDR Contact: 09/20/2017
Number of Days to Update: 87	Next Scheduled EDR Contact: 01/01/2018
	Data Release Frequency: Semi-Annually

Local Lists of Landfill / Solid Waste Disposal Sites

SWRCY: Recycling Center Listing

A listing of recycling center locations.

Date of Government Version: 08/18/2017	Source: Department of Environment & Natural Resources
Date Data Arrived at EDR: 08/22/2017	Telephone: 919-707-8137
Date Made Active in Reports: 09/25/2017	Last EDR Contact: 10/26/2017
Number of Days to Update: 34	Next Scheduled EDR Contact: 02/12/2018
	Data Release Frequency: Varies

GOVERNMENT RECORDS SEARCHED / DATA CURRENCY TRACKING

HIST LF: Solid Waste Facility Listing

A listing of solid waste facilities.

Date of Government Version: 11/06/2006
Date Data Arrived at EDR: 02/13/2007
Date Made Active in Reports: 03/02/2007
Number of Days to Update: 17

Source: Department of Environment & Natural Resources
Telephone: 919-733-0692
Last EDR Contact: 01/19/2009
Next Scheduled EDR Contact: N/A
Data Release Frequency: No Update Planned

INDIAN ODI: Report on the Status of Open Dumps on Indian Lands

Location of open dumps on Indian land.

Date of Government Version: 12/31/1998
Date Data Arrived at EDR: 12/03/2007
Date Made Active in Reports: 01/24/2008
Number of Days to Update: 52

Source: Environmental Protection Agency
Telephone: 703-308-8245
Last EDR Contact: 10/30/2017
Next Scheduled EDR Contact: 02/12/2018
Data Release Frequency: Varies

DEBRIS REGION 9: Torres Martinez Reservation Illegal Dump Site Locations

A listing of illegal dump sites location on the Torres Martinez Indian Reservation located in eastern Riverside County and northern Imperial County, California.

Date of Government Version: 01/12/2009
Date Data Arrived at EDR: 05/07/2009
Date Made Active in Reports: 09/21/2009
Number of Days to Update: 137

Source: EPA, Region 9
Telephone: 415-947-4219
Last EDR Contact: 10/20/2017
Next Scheduled EDR Contact: 02/05/2018
Data Release Frequency: No Update Planned

ODI: Open Dump Inventory

An open dump is defined as a disposal facility that does not comply with one or more of the Part 257 or Part 258 Subtitle D Criteria.

Date of Government Version: 06/30/1985
Date Data Arrived at EDR: 08/09/2004
Date Made Active in Reports: 09/17/2004
Number of Days to Update: 39

Source: Environmental Protection Agency
Telephone: 800-424-9346
Last EDR Contact: 06/09/2004
Next Scheduled EDR Contact: N/A
Data Release Frequency: No Update Planned

IHS OPEN DUMPS: Open Dumps on Indian Land

A listing of all open dumps located on Indian Land in the United States.

Date of Government Version: 04/01/2014
Date Data Arrived at EDR: 08/06/2014
Date Made Active in Reports: 01/29/2015
Number of Days to Update: 176

Source: Department of Health & Human Services, Indian Health Service
Telephone: 301-443-1452
Last EDR Contact: 11/03/2017
Next Scheduled EDR Contact: 02/12/2018
Data Release Frequency: Varies

Local Lists of Hazardous waste / Contaminated Sites

US HIST CDL: National Clandestine Laboratory Register

A listing of clandestine drug lab locations that have been removed from the DEAs National Clandestine Laboratory Register.

Date of Government Version: 07/13/2017
Date Data Arrived at EDR: 09/06/2017
Date Made Active in Reports: 10/06/2017
Number of Days to Update: 30

Source: Drug Enforcement Administration
Telephone: 202-307-1000
Last EDR Contact: 11/28/2017
Next Scheduled EDR Contact: 03/12/2018
Data Release Frequency: No Update Planned

GOVERNMENT RECORDS SEARCHED / DATA CURRENCY TRACKING

US CDL: Clandestine Drug Labs

A listing of clandestine drug lab locations. The U.S. Department of Justice ("the Department") provides this web site as a public service. It contains addresses of some locations where law enforcement agencies reported they found chemicals or other items that indicated the presence of either clandestine drug laboratories or dumpsites. In most cases, the source of the entries is not the Department, and the Department has not verified the entry and does not guarantee its accuracy. Members of the public must verify the accuracy of all entries by, for example, contacting local law enforcement and local health departments.

Date of Government Version: 07/13/2017	Source: Drug Enforcement Administration
Date Data Arrived at EDR: 09/06/2017	Telephone: 202-307-1000
Date Made Active in Reports: 10/06/2017	Last EDR Contact: 11/28/2017
Number of Days to Update: 30	Next Scheduled EDR Contact: 03/12/2018
	Data Release Frequency: Quarterly

Local Land Records

LIENS 2: CERCLA Lien Information

A Federal CERCLA ("Superfund") lien can exist by operation of law at any site or property at which EPA has spent Superfund monies. These monies are spent to investigate and address releases and threatened releases of contamination. CERCLIS provides information as to the identity of these sites and properties.

Date of Government Version: 07/11/2017	Source: Environmental Protection Agency
Date Data Arrived at EDR: 07/26/2017	Telephone: 202-564-6023
Date Made Active in Reports: 10/13/2017	Last EDR Contact: 11/03/2017
Number of Days to Update: 79	Next Scheduled EDR Contact: 02/05/2018
	Data Release Frequency: Semi-Annually

Records of Emergency Release Reports

HMIRS: Hazardous Materials Information Reporting System

Hazardous Materials Incident Report System. HMIRS contains hazardous material spill incidents reported to DOT.

Date of Government Version: 09/21/2017	Source: U.S. Department of Transportation
Date Data Arrived at EDR: 09/21/2017	Telephone: 202-366-4555
Date Made Active in Reports: 10/13/2017	Last EDR Contact: 09/21/2017
Number of Days to Update: 22	Next Scheduled EDR Contact: 01/08/2018
	Data Release Frequency: Quarterly

SPILLS: Spills Incident Listing

A listing spills, hazardous material releases, sanitary sewer overflows, wastewater treatment plant bypasses and upsets, citizen complaints, and any other environmental emergency calls reported to the agency.

Date of Government Version: 09/14/2017	Source: Department of Environment & Natural Resources
Date Data Arrived at EDR: 09/19/2017	Telephone: 919-807-6308
Date Made Active in Reports: 09/22/2017	Last EDR Contact: 09/08/2017
Number of Days to Update: 3	Next Scheduled EDR Contact: 12/25/2017
	Data Release Frequency: Varies

IMD: Incident Management Database

Groundwater and/or soil contamination incidents

Date of Government Version: 07/21/2006	Source: Department of Environment and Natural Resources
Date Data Arrived at EDR: 08/01/2006	Telephone: 919-733-3221
Date Made Active in Reports: 08/23/2006	Last EDR Contact: 07/01/2011
Number of Days to Update: 22	Next Scheduled EDR Contact: 10/17/2011
	Data Release Frequency: No Update Planned

SPILLS 90: SPILLS90 data from FirstSearch

Spills 90 includes those spill and release records available exclusively from FirstSearch databases. Typically, they may include chemical, oil and/or hazardous substance spills recorded after 1990. Duplicate records that are already included in EDR incident and release records are not included in Spills 90.

GOVERNMENT RECORDS SEARCHED / DATA CURRENCY TRACKING

Date of Government Version: 09/27/2012
Date Data Arrived at EDR: 01/03/2013
Date Made Active in Reports: 03/06/2013
Number of Days to Update: 62

Source: FirstSearch
Telephone: N/A
Last EDR Contact: 01/03/2013
Next Scheduled EDR Contact: N/A
Data Release Frequency: No Update Planned

SPILLS 80: SPILLS80 data from FirstSearch

Spills 80 includes those spill and release records available from FirstSearch databases prior to 1990. Typically, they may include chemical, oil and/or hazardous substance spills recorded before 1990. Duplicate records that are already included in EDR incident and release records are not included in Spills 80.

Date of Government Version: 06/14/2001
Date Data Arrived at EDR: 01/03/2013
Date Made Active in Reports: 03/06/2013
Number of Days to Update: 62

Source: FirstSearch
Telephone: N/A
Last EDR Contact: 01/03/2013
Next Scheduled EDR Contact: N/A
Data Release Frequency: No Update Planned

Other Ascertainable Records

RCRA NonGen / NLR: RCRA - Non Generators / No Longer Regulated

RCRAInfo is EPA's comprehensive information system, providing access to data supporting the Resource Conservation and Recovery Act (RCRA) of 1976 and the Hazardous and Solid Waste Amendments (HSWA) of 1984. The database includes selective information on sites which generate, transport, store, treat and/or dispose of hazardous waste as defined by the Resource Conservation and Recovery Act (RCRA). Non-Generators do not presently generate hazardous waste.

Date of Government Version: 09/13/2017
Date Data Arrived at EDR: 09/26/2017
Date Made Active in Reports: 10/06/2017
Number of Days to Update: 10

Source: Environmental Protection Agency
Telephone: (404) 562-8651
Last EDR Contact: 09/26/2017
Next Scheduled EDR Contact: 01/08/2018
Data Release Frequency: Quarterly

FUDS: Formerly Used Defense Sites

The listing includes locations of Formerly Used Defense Sites properties where the US Army Corps of Engineers is actively working or will take necessary cleanup actions.

Date of Government Version: 01/31/2015
Date Data Arrived at EDR: 07/08/2015
Date Made Active in Reports: 10/13/2015
Number of Days to Update: 97

Source: U.S. Army Corps of Engineers
Telephone: 202-528-4285
Last EDR Contact: 11/22/2017
Next Scheduled EDR Contact: 03/05/2018
Data Release Frequency: Varies

DOD: Department of Defense Sites

This data set consists of federally owned or administered lands, administered by the Department of Defense, that have any area equal to or greater than 640 acres of the United States, Puerto Rico, and the U.S. Virgin Islands.

Date of Government Version: 12/31/2005
Date Data Arrived at EDR: 11/10/2006
Date Made Active in Reports: 01/11/2007
Number of Days to Update: 62

Source: USGS
Telephone: 888-275-8747
Last EDR Contact: 10/13/2017
Next Scheduled EDR Contact: 01/22/2018
Data Release Frequency: Semi-Annually

FEDLAND: Federal and Indian Lands

Federally and Indian administrated lands of the United States. Lands included are administrated by: Army Corps of Engineers, Bureau of Reclamation, National Wild and Scenic River, National Wildlife Refuge, Public Domain Land, Wilderness, Wilderness Study Area, Wildlife Management Area, Bureau of Indian Affairs, Bureau of Land Management, Department of Justice, Forest Service, Fish and Wildlife Service, National Park Service.

Date of Government Version: 12/31/2005
Date Data Arrived at EDR: 02/06/2006
Date Made Active in Reports: 01/11/2007
Number of Days to Update: 339

Source: U.S. Geological Survey
Telephone: 888-275-8747
Last EDR Contact: 10/11/2017
Next Scheduled EDR Contact: 01/22/2018
Data Release Frequency: N/A

GOVERNMENT RECORDS SEARCHED / DATA CURRENCY TRACKING

SCRD DRYCLEANERS: State Coalition for Remediation of Drycleaners Listing

The State Coalition for Remediation of Drycleaners was established in 1998, with support from the U.S. EPA Office of Superfund Remediation and Technology Innovation. It is comprised of representatives of states with established drycleaner remediation programs. Currently the member states are Alabama, Connecticut, Florida, Illinois, Kansas, Minnesota, Missouri, North Carolina, Oregon, South Carolina, Tennessee, Texas, and Wisconsin.

Date of Government Version: 01/01/2017	Source: Environmental Protection Agency
Date Data Arrived at EDR: 02/03/2017	Telephone: 615-532-8599
Date Made Active in Reports: 04/07/2017	Last EDR Contact: 11/17/2017
Number of Days to Update: 63	Next Scheduled EDR Contact: 02/26/2018
	Data Release Frequency: Varies

US FIN ASSUR: Financial Assurance Information

All owners and operators of facilities that treat, store, or dispose of hazardous waste are required to provide proof that they will have sufficient funds to pay for the clean up, closure, and post-closure care of their facilities.

Date of Government Version: 05/10/2017	Source: Environmental Protection Agency
Date Data Arrived at EDR: 05/17/2017	Telephone: 202-566-1917
Date Made Active in Reports: 09/15/2017	Last EDR Contact: 11/01/2017
Number of Days to Update: 121	Next Scheduled EDR Contact: 01/08/2018
	Data Release Frequency: Quarterly

EPA WATCH LIST: EPA WATCH LIST

EPA maintains a "Watch List" to facilitate dialogue between EPA, state and local environmental agencies on enforcement matters relating to facilities with alleged violations identified as either significant or high priority. Being on the Watch List does not mean that the facility has actually violated the law only that an investigation by EPA or a state or local environmental agency has led those organizations to allege that an unproven violation has in fact occurred. Being on the Watch List does not represent a higher level of concern regarding the alleged violations that were detected, but instead indicates cases requiring additional dialogue between EPA, state and local agencies - primarily because of the length of time the alleged violation has gone unaddressed or unresolved.

Date of Government Version: 08/30/2013	Source: Environmental Protection Agency
Date Data Arrived at EDR: 03/21/2014	Telephone: 617-520-3000
Date Made Active in Reports: 06/17/2014	Last EDR Contact: 11/06/2017
Number of Days to Update: 88	Next Scheduled EDR Contact: 02/19/2018
	Data Release Frequency: Quarterly

2020 COR ACTION: 2020 Corrective Action Program List

The EPA has set ambitious goals for the RCRA Corrective Action program by creating the 2020 Corrective Action Universe. This RCRA cleanup baseline includes facilities expected to need corrective action. The 2020 universe contains a wide variety of sites. Some properties are heavily contaminated while others were contaminated but have since been cleaned up. Still others have not been fully investigated yet, and may require little or no remediation. Inclusion in the 2020 Universe does not necessarily imply failure on the part of a facility to meet its RCRA obligations.

Date of Government Version: 04/22/2013	Source: Environmental Protection Agency
Date Data Arrived at EDR: 03/03/2015	Telephone: 703-308-4044
Date Made Active in Reports: 03/09/2015	Last EDR Contact: 11/09/2017
Number of Days to Update: 6	Next Scheduled EDR Contact: 02/19/2018
	Data Release Frequency: Varies

TSCA: Toxic Substances Control Act

Toxic Substances Control Act. TSCA identifies manufacturers and importers of chemical substances included on the TSCA Chemical Substance Inventory list. It includes data on the production volume of these substances by plant site.

Date of Government Version: 12/31/2012	Source: EPA
Date Data Arrived at EDR: 01/15/2015	Telephone: 202-260-5521
Date Made Active in Reports: 01/29/2015	Last EDR Contact: 09/22/2017
Number of Days to Update: 14	Next Scheduled EDR Contact: 01/01/2018
	Data Release Frequency: Every 4 Years

GOVERNMENT RECORDS SEARCHED / DATA CURRENCY TRACKING

TRIS: Toxic Chemical Release Inventory System

Toxic Release Inventory System. TRIS identifies facilities which release toxic chemicals to the air, water and land in reportable quantities under SARA Title III Section 313.

Date of Government Version: 12/31/2014	Source: EPA
Date Data Arrived at EDR: 11/24/2015	Telephone: 202-566-0250
Date Made Active in Reports: 04/05/2016	Last EDR Contact: 11/20/2017
Number of Days to Update: 133	Next Scheduled EDR Contact: 03/05/2018
	Data Release Frequency: Annually

SSTS: Section 7 Tracking Systems

Section 7 of the Federal Insecticide, Fungicide and Rodenticide Act, as amended (92 Stat. 829) requires all registered pesticide-producing establishments to submit a report to the Environmental Protection Agency by March 1st each year. Each establishment must report the types and amounts of pesticides, active ingredients and devices being produced, and those having been produced and sold or distributed in the past year.

Date of Government Version: 12/31/2009	Source: EPA
Date Data Arrived at EDR: 12/10/2010	Telephone: 202-564-4203
Date Made Active in Reports: 02/25/2011	Last EDR Contact: 10/27/2017
Number of Days to Update: 77	Next Scheduled EDR Contact: 02/05/2018
	Data Release Frequency: Annually

ROD: Records Of Decision

Record of Decision. ROD documents mandate a permanent remedy at an NPL (Superfund) site containing technical and health information to aid in the cleanup.

Date of Government Version: 09/27/2017	Source: EPA
Date Data Arrived at EDR: 10/12/2017	Telephone: 703-416-0223
Date Made Active in Reports: 10/20/2017	Last EDR Contact: 11/03/2017
Number of Days to Update: 8	Next Scheduled EDR Contact: 12/18/2017
	Data Release Frequency: Annually

RMP: Risk Management Plans

When Congress passed the Clean Air Act Amendments of 1990, it required EPA to publish regulations and guidance for chemical accident prevention at facilities using extremely hazardous substances. The Risk Management Program Rule (RMP Rule) was written to implement Section 112(r) of these amendments. The rule, which built upon existing industry codes and standards, requires companies of all sizes that use certain flammable and toxic substances to develop a Risk Management Program, which includes a(n): Hazard assessment that details the potential effects of an accidental release, an accident history of the last five years, and an evaluation of worst-case and alternative accidental releases; Prevention program that includes safety precautions and maintenance, monitoring, and employee training measures; and Emergency response program that spells out emergency health care, employee training measures and procedures for informing the public and response agencies (e.g the fire department) should an accident occur.

Date of Government Version: 02/01/2017	Source: Environmental Protection Agency
Date Data Arrived at EDR: 02/09/2017	Telephone: 202-564-8600
Date Made Active in Reports: 04/07/2017	Last EDR Contact: 10/23/2017
Number of Days to Update: 57	Next Scheduled EDR Contact: 02/05/2018
	Data Release Frequency: Varies

RAATS: RCRA Administrative Action Tracking System

RCRA Administration Action Tracking System. RAATS contains records based on enforcement actions issued under RCRA pertaining to major violators and includes administrative and civil actions brought by the EPA. For administration actions after September 30, 1995, data entry in the RAATS database was discontinued. EPA will retain a copy of the database for historical records. It was necessary to terminate RAATS because a decrease in agency resources made it impossible to continue to update the information contained in the database.

Date of Government Version: 04/17/1995	Source: EPA
Date Data Arrived at EDR: 07/03/1995	Telephone: 202-564-4104
Date Made Active in Reports: 08/07/1995	Last EDR Contact: 06/02/2008
Number of Days to Update: 35	Next Scheduled EDR Contact: 09/01/2008
	Data Release Frequency: No Update Planned

GOVERNMENT RECORDS SEARCHED / DATA CURRENCY TRACKING

PRP: Potentially Responsible Parties

A listing of verified Potentially Responsible Parties

Date of Government Version: 10/25/2013	Source: EPA
Date Data Arrived at EDR: 10/17/2014	Telephone: 202-564-6023
Date Made Active in Reports: 10/20/2014	Last EDR Contact: 11/03/2017
Number of Days to Update: 3	Next Scheduled EDR Contact: 02/19/2018
	Data Release Frequency: Quarterly

PADS: PCB Activity Database System

PCB Activity Database. PADS Identifies generators, transporters, commercial storers and/or brokers and disposers of PCB's who are required to notify the EPA of such activities.

Date of Government Version: 06/01/2017	Source: EPA
Date Data Arrived at EDR: 06/09/2017	Telephone: 202-566-0500
Date Made Active in Reports: 10/13/2017	Last EDR Contact: 10/13/2017
Number of Days to Update: 126	Next Scheduled EDR Contact: 01/22/2018
	Data Release Frequency: Annually

ICIS: Integrated Compliance Information System

The Integrated Compliance Information System (ICIS) supports the information needs of the national enforcement and compliance program as well as the unique needs of the National Pollutant Discharge Elimination System (NPDES) program.

Date of Government Version: 11/18/2016	Source: Environmental Protection Agency
Date Data Arrived at EDR: 11/23/2016	Telephone: 202-564-2501
Date Made Active in Reports: 02/10/2017	Last EDR Contact: 10/11/2017
Number of Days to Update: 79	Next Scheduled EDR Contact: 01/22/2018
	Data Release Frequency: Quarterly

FTTS: FIFRA/ TSCA Tracking System - FIFRA (Federal Insecticide, Fungicide, & Rodenticide Act)/TSCA (Toxic Substances Control Act)

FTTS tracks administrative cases and pesticide enforcement actions and compliance activities related to FIFRA, TSCA and EPCRA (Emergency Planning and Community Right-to-Know Act). To maintain currency, EDR contacts the Agency on a quarterly basis.

Date of Government Version: 04/09/2009	Source: EPA/Office of Prevention, Pesticides and Toxic Substances
Date Data Arrived at EDR: 04/16/2009	Telephone: 202-566-1667
Date Made Active in Reports: 05/11/2009	Last EDR Contact: 08/18/2017
Number of Days to Update: 25	Next Scheduled EDR Contact: 12/04/2017
	Data Release Frequency: Quarterly

FTTS INSP: FIFRA/ TSCA Tracking System - FIFRA (Federal Insecticide, Fungicide, & Rodenticide Act)/TSCA (Toxic Substances Control Act)

A listing of FIFRA/TSCA Tracking System (FTTS) inspections and enforcements.

Date of Government Version: 04/09/2009	Source: EPA
Date Data Arrived at EDR: 04/16/2009	Telephone: 202-566-1667
Date Made Active in Reports: 05/11/2009	Last EDR Contact: 08/18/2017
Number of Days to Update: 25	Next Scheduled EDR Contact: 12/04/2017
	Data Release Frequency: Quarterly

MLTS: Material Licensing Tracking System

MLTS is maintained by the Nuclear Regulatory Commission and contains a list of approximately 8,100 sites which possess or use radioactive materials and which are subject to NRC licensing requirements. To maintain currency, EDR contacts the Agency on a quarterly basis.

Date of Government Version: 08/30/2016	Source: Nuclear Regulatory Commission
Date Data Arrived at EDR: 09/08/2016	Telephone: 301-415-7169
Date Made Active in Reports: 10/21/2016	Last EDR Contact: 10/16/2017
Number of Days to Update: 43	Next Scheduled EDR Contact: 11/20/2017
	Data Release Frequency: Quarterly

GOVERNMENT RECORDS SEARCHED / DATA CURRENCY TRACKING

COAL ASH DOE: Steam-Electric Plant Operation Data

A listing of power plants that store ash in surface ponds.

Date of Government Version: 12/31/2005	Source: Department of Energy
Date Data Arrived at EDR: 08/07/2009	Telephone: 202-586-8719
Date Made Active in Reports: 10/22/2009	Last EDR Contact: 12/05/2017
Number of Days to Update: 76	Next Scheduled EDR Contact: 03/19/2018
	Data Release Frequency: Varies

COAL ASH EPA: Coal Combustion Residues Surface Impoundments List

A listing of coal combustion residues surface impoundments with high hazard potential ratings.

Date of Government Version: 07/01/2014	Source: Environmental Protection Agency
Date Data Arrived at EDR: 09/10/2014	Telephone: N/A
Date Made Active in Reports: 10/20/2014	Last EDR Contact: 09/08/2017
Number of Days to Update: 40	Next Scheduled EDR Contact: 12/18/2017
	Data Release Frequency: Varies

PCB TRANSFORMER: PCB Transformer Registration Database

The database of PCB transformer registrations that includes all PCB registration submittals.

Date of Government Version: 02/01/2011	Source: Environmental Protection Agency
Date Data Arrived at EDR: 10/19/2011	Telephone: 202-566-0517
Date Made Active in Reports: 01/10/2012	Last EDR Contact: 10/26/2017
Number of Days to Update: 83	Next Scheduled EDR Contact: 02/05/2018
	Data Release Frequency: Varies

RADINFO: Radiation Information Database

The Radiation Information Database (RADINFO) contains information about facilities that are regulated by U.S. Environmental Protection Agency (EPA) regulations for radiation and radioactivity.

Date of Government Version: 10/02/2017	Source: Environmental Protection Agency
Date Data Arrived at EDR: 10/05/2017	Telephone: 202-343-9775
Date Made Active in Reports: 10/13/2017	Last EDR Contact: 10/05/2017
Number of Days to Update: 8	Next Scheduled EDR Contact: 01/15/2018
	Data Release Frequency: Quarterly

HIST FTTS: FIFRA/TSCA Tracking System Administrative Case Listing

A complete administrative case listing from the FIFRA/TSCA Tracking System (FTTS) for all ten EPA regions. The information was obtained from the National Compliance Database (NCDB). NCDB supports the implementation of FIFRA (Federal Insecticide, Fungicide, and Rodenticide Act) and TSCA (Toxic Substances Control Act). Some EPA regions are now closing out records. Because of that, and the fact that some EPA regions are not providing EPA Headquarters with updated records, it was decided to create a HIST FTTS database. It included records that may not be included in the newer FTTS database updates. This database is no longer updated.

Date of Government Version: 10/19/2006	Source: Environmental Protection Agency
Date Data Arrived at EDR: 03/01/2007	Telephone: 202-564-2501
Date Made Active in Reports: 04/10/2007	Last EDR Contact: 12/17/2007
Number of Days to Update: 40	Next Scheduled EDR Contact: 03/17/2008
	Data Release Frequency: No Update Planned

HIST FTTS INSP: FIFRA/TSCA Tracking System Inspection & Enforcement Case Listing

A complete inspection and enforcement case listing from the FIFRA/TSCA Tracking System (FTTS) for all ten EPA regions. The information was obtained from the National Compliance Database (NCDB). NCDB supports the implementation of FIFRA (Federal Insecticide, Fungicide, and Rodenticide Act) and TSCA (Toxic Substances Control Act). Some EPA regions are now closing out records. Because of that, and the fact that some EPA regions are not providing EPA Headquarters with updated records, it was decided to create a HIST FTTS database. It included records that may not be included in the newer FTTS database updates. This database is no longer updated.

GOVERNMENT RECORDS SEARCHED / DATA CURRENCY TRACKING

Date of Government Version: 10/19/2006
Date Data Arrived at EDR: 03/01/2007
Date Made Active in Reports: 04/10/2007
Number of Days to Update: 40

Source: Environmental Protection Agency
Telephone: 202-564-2501
Last EDR Contact: 12/17/2008
Next Scheduled EDR Contact: 03/17/2008
Data Release Frequency: No Update Planned

DOT OPS: Incident and Accident Data

Department of Transportation, Office of Pipeline Safety Incident and Accident data.

Date of Government Version: 07/31/2012
Date Data Arrived at EDR: 08/07/2012
Date Made Active in Reports: 09/18/2012
Number of Days to Update: 42

Source: Department of Transportation, Office of Pipeline Safety
Telephone: 202-366-4595
Last EDR Contact: 10/31/2017
Next Scheduled EDR Contact: 02/12/2018
Data Release Frequency: Varies

CONSENT: Superfund (CERCLA) Consent Decrees

Major legal settlements that establish responsibility and standards for cleanup at NPL (Superfund) sites. Released periodically by United States District Courts after settlement by parties to litigation matters.

Date of Government Version: 06/30/2017
Date Data Arrived at EDR: 08/03/2017
Date Made Active in Reports: 10/20/2017
Number of Days to Update: 78

Source: Department of Justice, Consent Decree Library
Telephone: Varies
Last EDR Contact: 09/25/2017
Next Scheduled EDR Contact: 01/08/2018
Data Release Frequency: Varies

BRS: Biennial Reporting System

The Biennial Reporting System is a national system administered by the EPA that collects data on the generation and management of hazardous waste. BRS captures detailed data from two groups: Large Quantity Generators (LQG) and Treatment, Storage, and Disposal Facilities.

Date of Government Version: 12/31/2015
Date Data Arrived at EDR: 02/22/2017
Date Made Active in Reports: 09/28/2017
Number of Days to Update: 218

Source: EPA/NTIS
Telephone: 800-424-9346
Last EDR Contact: 11/20/2017
Next Scheduled EDR Contact: 03/05/2018
Data Release Frequency: Biennially

INDIAN RESERV: Indian Reservations

This map layer portrays Indian administered lands of the United States that have any area equal to or greater than 640 acres.

Date of Government Version: 12/31/2014
Date Data Arrived at EDR: 07/14/2015
Date Made Active in Reports: 01/10/2017
Number of Days to Update: 546

Source: USGS
Telephone: 202-208-3710
Last EDR Contact: 10/11/2017
Next Scheduled EDR Contact: 01/22/2018
Data Release Frequency: Semi-Annually

FUSRAP: Formerly Utilized Sites Remedial Action Program

DOE established the Formerly Utilized Sites Remedial Action Program (FUSRAP) in 1974 to remediate sites where radioactive contamination remained from Manhattan Project and early U.S. Atomic Energy Commission (AEC) operations.

Date of Government Version: 12/23/2016
Date Data Arrived at EDR: 12/27/2016
Date Made Active in Reports: 02/17/2017
Number of Days to Update: 52

Source: Department of Energy
Telephone: 202-586-3559
Last EDR Contact: 11/02/2017
Next Scheduled EDR Contact: 02/19/2018
Data Release Frequency: Varies

UMTRA: Uranium Mill Tailings Sites

Uranium ore was mined by private companies for federal government use in national defense programs. When the mills shut down, large piles of the sand-like material (mill tailings) remain after uranium has been extracted from the ore. Levels of human exposure to radioactive materials from the piles are low; however, in some cases tailings were used as construction materials before the potential health hazards of the tailings were recognized.

GOVERNMENT RECORDS SEARCHED / DATA CURRENCY TRACKING

Date of Government Version: 06/23/2017
Date Data Arrived at EDR: 10/11/2017
Date Made Active in Reports: 11/03/2017
Number of Days to Update: 23

Source: Department of Energy
Telephone: 505-845-0011
Last EDR Contact: 11/22/2017
Next Scheduled EDR Contact: 03/05/2018
Data Release Frequency: Varies

LEAD SMELTER 1: Lead Smelter Sites

A listing of former lead smelter site locations.

Date of Government Version: 05/30/2017
Date Data Arrived at EDR: 06/09/2017
Date Made Active in Reports: 09/15/2017
Number of Days to Update: 98

Source: Environmental Protection Agency
Telephone: 703-603-8787
Last EDR Contact: 11/03/2017
Next Scheduled EDR Contact: 01/15/2018
Data Release Frequency: Varies

LEAD SMELTER 2: Lead Smelter Sites

A list of several hundred sites in the U.S. where secondary lead smelting was done from 1931 and 1964. These sites may pose a threat to public health through ingestion or inhalation of contaminated soil or dust

Date of Government Version: 04/05/2001
Date Data Arrived at EDR: 10/27/2010
Date Made Active in Reports: 12/02/2010
Number of Days to Update: 36

Source: American Journal of Public Health
Telephone: 703-305-6451
Last EDR Contact: 12/02/2009
Next Scheduled EDR Contact: N/A
Data Release Frequency: No Update Planned

US AIRS (AFS): Aerometric Information Retrieval System Facility Subsystem (AFS)

The database is a sub-system of Aerometric Information Retrieval System (AIRS). AFS contains compliance data on air pollution point sources regulated by the U.S. EPA and/or state and local air regulatory agencies. This information comes from source reports by various stationary sources of air pollution, such as electric power plants, steel mills, factories, and universities, and provides information about the air pollutants they produce. Action, air program, air program pollutant, and general level plant data. It is used to track emissions and compliance data from industrial plants.

Date of Government Version: 10/12/2016
Date Data Arrived at EDR: 10/26/2016
Date Made Active in Reports: 02/03/2017
Number of Days to Update: 100

Source: EPA
Telephone: 202-564-2496
Last EDR Contact: 09/26/2017
Next Scheduled EDR Contact: 01/08/2018
Data Release Frequency: Annually

US AIRS MINOR: Air Facility System Data

A listing of minor source facilities.

Date of Government Version: 10/12/2016
Date Data Arrived at EDR: 10/26/2016
Date Made Active in Reports: 02/03/2017
Number of Days to Update: 100

Source: EPA
Telephone: 202-564-2496
Last EDR Contact: 09/26/2017
Next Scheduled EDR Contact: 01/08/2018
Data Release Frequency: Annually

US MINES: Mines Master Index File

Contains all mine identification numbers issued for mines active or opened since 1971. The data also includes violation information.

Date of Government Version: 07/31/2017
Date Data Arrived at EDR: 08/30/2017
Date Made Active in Reports: 10/13/2017
Number of Days to Update: 44

Source: Department of Labor, Mine Safety and Health Administration
Telephone: 303-231-5959
Last EDR Contact: 11/28/2017
Next Scheduled EDR Contact: 03/12/2018
Data Release Frequency: Semi-Annually

US MINES 2: Ferrous and Nonferrous Metal Mines Database Listing

This map layer includes ferrous (ferrous metal mines are facilities that extract ferrous metals, such as iron ore or molybdenum) and nonferrous (Nonferrous metal mines are facilities that extract nonferrous metals, such as gold, silver, copper, zinc, and lead) metal mines in the United States.

GOVERNMENT RECORDS SEARCHED / DATA CURRENCY TRACKING

Date of Government Version: 12/05/2005 Source: USGS
Date Data Arrived at EDR: 02/29/2008 Telephone: 703-648-7709
Date Made Active in Reports: 04/18/2008 Last EDR Contact: 12/01/2017
Number of Days to Update: 49 Next Scheduled EDR Contact: 03/12/2018
Data Release Frequency: Varies

US MINES 3: Active Mines & Mineral Plants Database Listing

Active Mines and Mineral Processing Plant operations for commodities monitored by the Minerals Information Team of the USGS.

Date of Government Version: 04/14/2011 Source: USGS
Date Data Arrived at EDR: 06/08/2011 Telephone: 703-648-7709
Date Made Active in Reports: 09/13/2011 Last EDR Contact: 12/01/2017
Number of Days to Update: 97 Next Scheduled EDR Contact: 03/12/2018
Data Release Frequency: Varies

ABANDONED MINES: Abandoned Mines

An inventory of land and water impacted by past mining (primarily coal mining) is maintained by OSMRE to provide information needed to implement the Surface Mining Control and Reclamation Act of 1977 (SMCRA). The inventory contains information on the location, type, and extent of AML impacts, as well as, information on the cost associated with the reclamation of those problems. The inventory is based upon field surveys by State, Tribal, and OSMRE program officials. It is dynamic to the extent that it is modified as new problems are identified and existing problems are reclaimed.

Date of Government Version: 09/25/2017 Source: Department of Interior
Date Data Arrived at EDR: 09/26/2017 Telephone: 202-208-2609
Date Made Active in Reports: 10/20/2017 Last EDR Contact: 12/06/2017
Number of Days to Update: 24 Next Scheduled EDR Contact: 03/26/2018
Data Release Frequency: Quarterly

FINDS: Facility Index System/Facility Registry System

Facility Index System. FINDS contains both facility information and 'pointers' to other sources that contain more detail. EDR includes the following FINDS databases in this report: PCS (Permit Compliance System), AIRS (Aerometric Information Retrieval System), DOCKET (Enforcement Docket used to manage and track information on civil judicial enforcement cases for all environmental statutes), FURS (Federal Underground Injection Control), C-DOCKET (Criminal Docket System used to track criminal enforcement actions for all environmental statutes), FFIS (Federal Facilities Information System), STATE (State Environmental Laws and Statutes), and PADS (PCB Activity Data System).

Date of Government Version: 07/23/2017 Source: EPA
Date Data Arrived at EDR: 09/06/2017 Telephone: (404) 562-9900
Date Made Active in Reports: 09/15/2017 Last EDR Contact: 12/05/2017
Number of Days to Update: 9 Next Scheduled EDR Contact: 03/19/2018
Data Release Frequency: Quarterly

ECHO: Enforcement & Compliance History Information

ECHO provides integrated compliance and enforcement information for about 800,000 regulated facilities nationwide.

Date of Government Version: 09/02/2017 Source: Environmental Protection Agency
Date Data Arrived at EDR: 09/06/2017 Telephone: 202-564-2280
Date Made Active in Reports: 10/20/2017 Last EDR Contact: 12/05/2017
Number of Days to Update: 44 Next Scheduled EDR Contact: 03/19/2018
Data Release Frequency: Quarterly

DOCKET HWC: Hazardous Waste Compliance Docket Listing

A complete list of the Federal Agency Hazardous Waste Compliance Docket Facilities.

Date of Government Version: 02/13/2017 Source: Environmental Protection Agency
Date Data Arrived at EDR: 02/15/2017 Telephone: 202-564-0527
Date Made Active in Reports: 11/03/2017 Last EDR Contact: 11/21/2017
Number of Days to Update: 261 Next Scheduled EDR Contact: 03/12/2018
Data Release Frequency: Varies

GOVERNMENT RECORDS SEARCHED / DATA CURRENCY TRACKING

UXO: Unexploded Ordnance Sites

A listing of unexploded ordnance site locations

Date of Government Version: 10/25/2016	Source: Department of Defense
Date Data Arrived at EDR: 06/02/2017	Telephone: 703-704-1564
Date Made Active in Reports: 10/13/2017	Last EDR Contact: 10/16/2017
Number of Days to Update: 133	Next Scheduled EDR Contact: 01/29/2018
	Data Release Frequency: Varies

FUELS PROGRAM: EPA Fuels Program Registered Listing

This listing includes facilities that are registered under the Part 80 (Code of Federal Regulations) EPA Fuels Programs. All companies now are required to submit new and updated registrations.

Date of Government Version: 08/17/2017	Source: EPA
Date Data Arrived at EDR: 08/17/2017	Telephone: 800-385-6164
Date Made Active in Reports: 09/15/2017	Last EDR Contact: 11/20/2017
Number of Days to Update: 29	Next Scheduled EDR Contact: 03/05/2018
	Data Release Frequency: Quarterly

COAL ASH: Coal Ash Disposal Sites

A listing of coal combustion products distribution permits issued by the Division for the treatment, storage, transportation, use and disposal of coal combustion products.

Date of Government Version: 12/14/2015	Source: Department of Environment & Natural Resources
Date Data Arrived at EDR: 02/23/2016	Telephone: 919-807-6359
Date Made Active in Reports: 05/18/2016	Last EDR Contact: 11/03/2017
Number of Days to Update: 85	Next Scheduled EDR Contact: 02/12/2018
	Data Release Frequency: Varies

DRYCLEANERS: Drycleaning Sites

Potential and known drycleaning sites, active and abandoned, that the Drycleaning Solvent Cleanup Program has knowledge of and entered into this database.

Date of Government Version: 04/04/2017	Source: Department of Environment & Natural Resources
Date Data Arrived at EDR: 06/20/2017	Telephone: 919-508-8400
Date Made Active in Reports: 08/10/2017	Last EDR Contact: 09/22/2017
Number of Days to Update: 51	Next Scheduled EDR Contact: 01/01/2018
	Data Release Frequency: Varies

Financial Assurance 1: Financial Assurance Information Listing

A listing of financial assurance information for underground storage tank facilities. Financial assurance is intended to ensure that resources are available to pay for the cost of closure, post-closure care, and corrective measures if the owner or operator of a regulated facility is unable or unwilling to pay.

Date of Government Version: 10/06/2017	Source: Department of Environment & Natural Resources
Date Data Arrived at EDR: 10/11/2017	Telephone: 919-733-1322
Date Made Active in Reports: 10/11/2017	Last EDR Contact: 11/08/2017
Number of Days to Update: 0	Next Scheduled EDR Contact: 02/19/2018
	Data Release Frequency: Quarterly

Financial Assurance 2: Financial Assurance Information Listing

Information for solid waste facilities. Financial assurance is intended to ensure that resources are available to pay for the cost of closure, post-closure care, and corrective measures if the owner or operator of a regulated facility is unable or unwilling to pay.

Date of Government Version: 10/02/2012	Source: Department of Environmental & Natural Resources
Date Data Arrived at EDR: 10/03/2012	Telephone: 919-508-8496
Date Made Active in Reports: 10/26/2012	Last EDR Contact: 09/25/2017
Number of Days to Update: 23	Next Scheduled EDR Contact: 01/08/2018
	Data Release Frequency: Varies

GOVERNMENT RECORDS SEARCHED / DATA CURRENCY TRACKING

Financial Assurance 3: Financial Assurance Information Hazardous waste financial assurance information.

Date of Government Version: 09/11/2017	Source: Department of Environment & Natural Resources
Date Data Arrived at EDR: 09/12/2017	Telephone: 919-707-8222
Date Made Active in Reports: 10/11/2017	Last EDR Contact: 09/08/2017
Number of Days to Update: 29	Next Scheduled EDR Contact: 12/25/2017
	Data Release Frequency: Varies

NPDES: NPDES Facility Location Listing

General information regarding NPDES(National Pollutant Discharge Elimination System) permits.

Date of Government Version: 07/03/2017	Source: Department of Environment & Natural Resources
Date Data Arrived at EDR: 08/03/2017	Telephone: 919-733-7015
Date Made Active in Reports: 10/06/2017	Last EDR Contact: 11/03/2017
Number of Days to Update: 64	Next Scheduled EDR Contact: 02/12/2018
	Data Release Frequency: Varies

UIC: Underground Injection Wells Listing

A listing of uncerground injection wells locations.

Date of Government Version: 09/01/2017	Source: Department of Environment & Natural Resources
Date Data Arrived at EDR: 09/06/2017	Telephone: 919-807-6412
Date Made Active in Reports: 10/06/2017	Last EDR Contact: 12/04/2017
Number of Days to Update: 30	Next Scheduled EDR Contact: 03/19/2018
	Data Release Frequency: Quarterly

EDR HIGH RISK HISTORICAL RECORDS

EDR Exclusive Records

EDR MGP: EDR Proprietary Manufactured Gas Plants

The EDR Proprietary Manufactured Gas Plant Database includes records of coal gas plants (manufactured gas plants) compiled by EDR's researchers. Manufactured gas sites were used in the United States from the 1800's to 1950's to produce a gas that could be distributed and used as fuel. These plants used whale oil, rosin, coal, or a mixture of coal, oil, and water that also produced a significant amount of waste. Many of the byproducts of the gas production, such as coal tar (oily waste containing volatile and non-volatile chemicals), sludges, oils and other compounds are potentially hazardous to human health and the environment. The byproduct from this process was frequently disposed of directly at the plant site and can remain or spread slowly, serving as a continuous source of soil and groundwater contamination.

Date of Government Version: N/A	Source: EDR, Inc.
Date Data Arrived at EDR: N/A	Telephone: N/A
Date Made Active in Reports: N/A	Last EDR Contact: N/A
Number of Days to Update: N/A	Next Scheduled EDR Contact: N/A
	Data Release Frequency: No Update Planned

EDR Hist Auto: EDR Exclusive Historical Auto Stations

EDR has searched selected national collections of business directories and has collected listings of potential gas station/filling station/service station sites that were available to EDR researchers. EDR's review was limited to those categories of sources that might, in EDR's opinion, include gas station/filling station/service station establishments. The categories reviewed included, but were not limited to gas, gas station, gasoline station, filling station, auto, automobile repair, auto service station, service station, etc. This database falls within a category of information EDR classifies as "High Risk Historical Records", or HRHR. EDR's HRHR effort presents unique and sometimes proprietary data about past sites and operations that typically create environmental concerns, but may not show up in current government records searches.

Date of Government Version: N/A	Source: EDR, Inc.
Date Data Arrived at EDR: N/A	Telephone: N/A
Date Made Active in Reports: N/A	Last EDR Contact: N/A
Number of Days to Update: N/A	Next Scheduled EDR Contact: N/A
	Data Release Frequency: Varies

GOVERNMENT RECORDS SEARCHED / DATA CURRENCY TRACKING

EDR Hist Cleaner: EDR Exclusive Historical Cleaners

EDR has searched selected national collections of business directories and has collected listings of potential dry cleaner sites that were available to EDR researchers. EDR's review was limited to those categories of sources that might, in EDR's opinion, include dry cleaning establishments. The categories reviewed included, but were not limited to dry cleaners, cleaners, laundry, laundromat, cleaning/laundry, wash & dry etc. This database falls within a category of information EDR classifies as "High Risk Historical Records", or HRHR. EDR's HRHR effort presents unique and sometimes proprietary data about past sites and operations that typically create environmental concerns, but may not show up in current government records searches.

Date of Government Version: N/A	Source: EDR, Inc.
Date Data Arrived at EDR: N/A	Telephone: N/A
Date Made Active in Reports: N/A	Last EDR Contact: N/A
Number of Days to Update: N/A	Next Scheduled EDR Contact: N/A
	Data Release Frequency: Varies

EDR RECOVERED GOVERNMENT ARCHIVES

Exclusive Recovered Govt. Archives

RGA HWS: Recovered Government Archive State Hazardous Waste Facilities List

The EDR Recovered Government Archive State Hazardous Waste database provides a list of SHWS incidents derived from historical databases and includes many records that no longer appear in current government lists. Compiled from Records formerly available from the Department of Environment, Health and Natural Resources in North Carolina.

Date of Government Version: N/A	Source: Department of Environment, Health and Natural Resources
Date Data Arrived at EDR: 07/01/2013	Telephone: N/A
Date Made Active in Reports: 12/24/2013	Last EDR Contact: 06/01/2012
Number of Days to Update: 176	Next Scheduled EDR Contact: N/A
	Data Release Frequency: Varies

RGA LF: Recovered Government Archive Solid Waste Facilities List

The EDR Recovered Government Archive Landfill database provides a list of landfills derived from historical databases and includes many records that no longer appear in current government lists. Compiled from Records formerly available from the Department of Environment, Health and Natural Resources in North Carolina.

Date of Government Version: N/A	Source: Department of Environment, Health and Natural Resources
Date Data Arrived at EDR: 07/01/2013	Telephone: N/A
Date Made Active in Reports: 01/13/2014	Last EDR Contact: 06/01/2012
Number of Days to Update: 196	Next Scheduled EDR Contact: N/A
	Data Release Frequency: Varies

RGA LUST: Recovered Government Archive Leaking Underground Storage Tank

The EDR Recovered Government Archive Leaking Underground Storage Tank database provides a list of LUST incidents derived from historical databases and includes many records that no longer appear in current government lists. Compiled from Records formerly available from the Department of Environment, Health and Natural Resources in North Carolina.

Date of Government Version: N/A	Source: Department of Environment, Health and Natural Resources
Date Data Arrived at EDR: 07/01/2013	Telephone: N/A
Date Made Active in Reports: 12/20/2013	Last EDR Contact: 06/01/2012
Number of Days to Update: 172	Next Scheduled EDR Contact: N/A
	Data Release Frequency: Varies

OTHER DATABASE(S)

Depending on the geographic area covered by this report, the data provided in these specialty databases may or may not be complete. For example, the existence of wetlands information data in a specific report does not mean that all wetlands in the area covered by the report are included. Moreover, the absence of any reported wetlands information does not necessarily mean that wetlands do not exist in the area covered by the report.

GOVERNMENT RECORDS SEARCHED / DATA CURRENCY TRACKING

CT MANIFEST: Hazardous Waste Manifest Data

Facility and manifest data. Manifest is a document that lists and tracks hazardous waste from the generator through transporters to a tsd facility.

Date of Government Version: 07/28/2017
Date Data Arrived at EDR: 08/18/2017
Date Made Active in Reports: 11/14/2017
Number of Days to Update: 88

Source: Department of Energy & Environmental Protection
Telephone: 860-424-3375
Last EDR Contact: 11/14/2017
Next Scheduled EDR Contact: 02/26/2018
Data Release Frequency: No Update Planned

NJ MANIFEST: Manifest Information

Hazardous waste manifest information.

Date of Government Version: 12/31/2016
Date Data Arrived at EDR: 04/11/2017
Date Made Active in Reports: 07/27/2017
Number of Days to Update: 107

Source: Department of Environmental Protection
Telephone: N/A
Last EDR Contact: 10/05/2017
Next Scheduled EDR Contact: 01/22/2018
Data Release Frequency: Annually

NY MANIFEST: Facility and Manifest Data

Manifest is a document that lists and tracks hazardous waste from the generator through transporters to a TSD facility.

Date of Government Version: 10/01/2017
Date Data Arrived at EDR: 11/01/2017
Date Made Active in Reports: 11/13/2017
Number of Days to Update: 12

Source: Department of Environmental Conservation
Telephone: 518-402-8651
Last EDR Contact: 11/01/2017
Next Scheduled EDR Contact: 02/12/2018
Data Release Frequency: Quarterly

PA MANIFEST: Manifest Information

Hazardous waste manifest information.

Date of Government Version: 12/31/2016
Date Data Arrived at EDR: 07/25/2017
Date Made Active in Reports: 09/25/2017
Number of Days to Update: 62

Source: Department of Environmental Protection
Telephone: 717-783-8990
Last EDR Contact: 10/16/2017
Next Scheduled EDR Contact: 01/29/2018
Data Release Frequency: Annually

RI MANIFEST: Manifest information

Hazardous waste manifest information

Date of Government Version: 12/31/2013
Date Data Arrived at EDR: 06/19/2015
Date Made Active in Reports: 07/15/2015
Number of Days to Update: 26

Source: Department of Environmental Management
Telephone: 401-222-2797
Last EDR Contact: 11/16/2017
Next Scheduled EDR Contact: 03/05/2018
Data Release Frequency: Annually

WI MANIFEST: Manifest Information

Hazardous waste manifest information.

Date of Government Version: 12/31/2016
Date Data Arrived at EDR: 04/13/2017
Date Made Active in Reports: 07/14/2017
Number of Days to Update: 92

Source: Department of Natural Resources
Telephone: N/A
Last EDR Contact: 09/11/2017
Next Scheduled EDR Contact: 12/25/2017
Data Release Frequency: Annually

Oil/Gas Pipelines

Source: PennWell Corporation

Petroleum Bundle (Crude Oil, Refined Products, Petrochemicals, Gas Liquids (LPG/NGL), and Specialty Gases (Miscellaneous)) N = Natural Gas Bundle (Natural Gas, Gas Liquids (LPG/NGL), and Specialty Gases (Miscellaneous)). This map includes information copyrighted by PennWell Corporation. This information is provided on a best effort basis and PennWell Corporation does not guarantee its accuracy nor warrant its fitness for any particular purpose. Such information has been reprinted with the permission of PennWell.

Electric Power Transmission Line Data

Source: PennWell Corporation

This map includes information copyrighted by PennWell Corporation. This information is provided on a best effort basis and PennWell Corporation does not guarantee its accuracy nor warrant its fitness for any particular purpose. Such information has been reprinted with the permission of PennWell.

GOVERNMENT RECORDS SEARCHED / DATA CURRENCY TRACKING

Sensitive Receptors: There are individuals deemed sensitive receptors due to their fragile immune systems and special sensitivity to environmental discharges. These sensitive receptors typically include the elderly, the sick, and children. While the location of all sensitive receptors cannot be determined, EDR indicates those buildings and facilities - schools, daycares, hospitals, medical centers, and nursing homes - where individuals who are sensitive receptors are likely to be located.

AHA Hospitals:

Source: American Hospital Association, Inc.

Telephone: 312-280-5991

The database includes a listing of hospitals based on the American Hospital Association's annual survey of hospitals.

Medical Centers: Provider of Services Listing

Source: Centers for Medicare & Medicaid Services

Telephone: 410-786-3000

A listing of hospitals with Medicare provider number, produced by Centers of Medicare & Medicaid Services, a federal agency within the U.S. Department of Health and Human Services.

Nursing Homes

Source: National Institutes of Health

Telephone: 301-594-6248

Information on Medicare and Medicaid certified nursing homes in the United States.

Public Schools

Source: National Center for Education Statistics

Telephone: 202-502-7300

The National Center for Education Statistics' primary database on elementary and secondary public education in the United States. It is a comprehensive, annual, national statistical database of all public elementary and secondary schools and school districts, which contains data that are comparable across all states.

Private Schools

Source: National Center for Education Statistics

Telephone: 202-502-7300

The National Center for Education Statistics' primary database on private school locations in the United States.

Daycare Centers: Child Care Facility List

Source: Department of Health & Human Services

Telephone: 919-662-4499

Flood Zone Data: This data was obtained from the Federal Emergency Management Agency (FEMA). It depicts 100-year and 500-year flood zones as defined by FEMA. It includes the National Flood Hazard Layer (NFHL) which incorporates Flood Insurance Rate Map (FIRM) data and Q3 data from FEMA in areas not covered by NFHL.

Source: FEMA

Telephone: 877-336-2627

Date of Government Version: 2003, 2015

NWI: National Wetlands Inventory. This data, available in select counties across the country, was obtained by EDR in 2002, 2005 and 2010 from the U.S. Fish and Wildlife Service.

State Wetlands Data: Wetland Inventory

Source: US Fish & Wildlife Service

Telephone: 703-358-2171

Current USGS 7.5 Minute Topographic Map

Source: U.S. Geological Survey

GOVERNMENT RECORDS SEARCHED / DATA CURRENCY TRACKING

STREET AND ADDRESS INFORMATION

© 2015 TomTom North America, Inc. All rights reserved. This material is proprietary and the subject of copyright protection and other intellectual property rights owned by or licensed to Tele Atlas North America, Inc. The use of this material is subject to the terms of a license agreement. You will be held liable for any unauthorized copying or disclosure of this material.

GEOCHECK[®] - PHYSICAL SETTING SOURCE ADDENDUM

TARGET PROPERTY ADDRESS

NCDOT WEST END
5364 NC 211
WEST END, NC 27376

TARGET PROPERTY COORDINATES

Latitude (North):	35.238622 - 35° 14' 19.04"
Longitude (West):	79.568012 - 79° 34' 4.84"
Universal Transverse Mercator:	Zone 17
UTM X (Meters):	630298.4
UTM Y (Meters):	3900247.2
Elevation:	604 ft. above sea level

USGS TOPOGRAPHIC MAP

Target Property Map:	5945601 WEST END, NC
Version Date:	2013
North Map:	5945607 ZION GROVE, NC
Version Date:	2013

EDR's GeoCheck Physical Setting Source Addendum is provided to assist the environmental professional in forming an opinion about the impact of potential contaminant migration.

Assessment of the impact of contaminant migration generally has two principal investigative components:

1. Groundwater flow direction, and
2. Groundwater flow velocity.

Groundwater flow direction may be impacted by surface topography, hydrology, hydrogeology, characteristics of the soil, and nearby wells. Groundwater flow velocity is generally impacted by the nature of the geologic strata.

GEOCHECK® - PHYSICAL SETTING SOURCE SUMMARY

GROUNDWATER FLOW DIRECTION INFORMATION

Groundwater flow direction for a particular site is best determined by a qualified environmental professional using site-specific well data. If such data is not reasonably ascertainable, it may be necessary to rely on other sources of information, such as surface topographic information, hydrologic information, hydrogeologic data collected on nearby properties, and regional groundwater flow information (from deep aquifers).

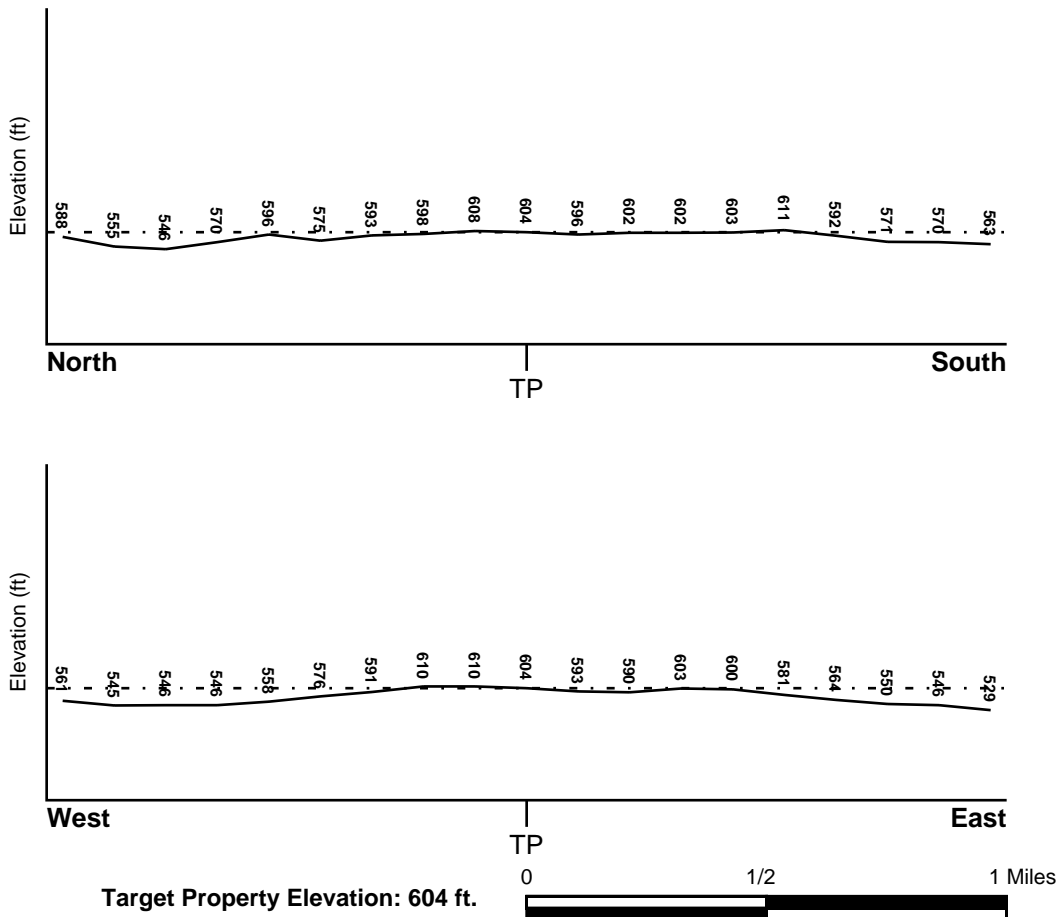
TOPOGRAPHIC INFORMATION

Surface topography may be indicative of the direction of surficial groundwater flow. This information can be used to assist the environmental professional in forming an opinion about the impact of nearby contaminated properties or, should contamination exist on the target property, what downgradient sites might be impacted.

TARGET PROPERTY TOPOGRAPHY

General Topographic Gradient: General East

SURROUNDING TOPOGRAPHY: ELEVATION PROFILES



Source: Topography has been determined from the USGS 7.5' Digital Elevation Model and should be evaluated on a relative (not an absolute) basis. Relative elevation information between sites of close proximity should be field verified.

GEOCHECK® - PHYSICAL SETTING SOURCE SUMMARY

HYDROLOGIC INFORMATION

Surface water can act as a hydrologic barrier to groundwater flow. Such hydrologic information can be used to assist the environmental professional in forming an opinion about the impact of nearby contaminated properties or, should contamination exist on the target property, what downgradient sites might be impacted.

Refer to the Physical Setting Source Map following this summary for hydrologic information (major waterways and bodies of water).

FEMA FLOOD ZONE

<u>Flood Plain Panel at Target Property</u>	<u>FEMA Source Type</u>
37125C0150C	FEMA Q3 Flood data
<u>Additional Panels in search area:</u>	<u>FEMA Source Type</u>
3710852400J	FEMA FIRM Flood data
3710852200J	FEMA FIRM Flood data

NATIONAL WETLAND INVENTORY

<u>NWI Quad at Target Property</u>	<u>NWI Electronic Data Coverage</u>
WEST END	YES - refer to the Overview Map and Detail Map

HYDROGEOLOGIC INFORMATION

Hydrogeologic information obtained by installation of wells on a specific site can often be an indicator of groundwater flow direction in the immediate area. Such hydrogeologic information can be used to assist the environmental professional in forming an opinion about the impact of nearby contaminated properties or, should contamination exist on the target property, what downgradient sites might be impacted.

AQUIFLOW®

Search Radius: 1.000 Mile.

EDR has developed the AQUIFLOW Information System to provide data on the general direction of groundwater flow at specific points. EDR has reviewed reports submitted by environmental professionals to regulatory authorities at select sites and has extracted the date of the report, groundwater flow direction as determined hydrogeologically, and the depth to water table.

<u>MAP ID</u>	<u>LOCATION FROM TP</u>	<u>GENERAL DIRECTION GROUNDWATER FLOW</u>
Not Reported		

GEOCHECK® - PHYSICAL SETTING SOURCE SUMMARY

GROUNDWATER FLOW VELOCITY INFORMATION

Groundwater flow velocity information for a particular site is best determined by a qualified environmental professional using site specific geologic and soil strata data. If such data are not reasonably ascertainable, it may be necessary to rely on other sources of information, including geologic age identification, rock stratigraphic unit and soil characteristics data collected on nearby properties and regional soil information. In general, contaminant plumes move more quickly through sandy-gravelly types of soils than silty-clayey types of soils.

GEOLOGIC INFORMATION IN GENERAL AREA OF TARGET PROPERTY

Geologic information can be used by the environmental professional in forming an opinion about the relative speed at which contaminant migration may be occurring.

ROCK STRATIGRAPHIC UNIT

Era: Mesozoic
System: Cretaceous
Series: Woodbine and Tuscaloosa Groups
Code: uK1 (*decoded above as Era, System & Series*)

GEOLOGIC AGE IDENTIFICATION

Category: Stratified Sequence

Geologic Age and Rock Stratigraphic Unit Source: P.G. Schruben, R.E. Arndt and W.J. Bawiec, Geology of the Conterminous U.S. at 1:2,500,000 Scale - a digital representation of the 1974 P.B. King and H.M. Beikman Map, USGS Digital Data Series DDS - 11 (1994).

DOMINANT SOIL COMPOSITION IN GENERAL AREA OF TARGET PROPERTY

The U.S. Department of Agriculture's (USDA) Soil Conservation Service (SCS) leads the National Cooperative Soil Survey (NCSS) and is responsible for collecting, storing, maintaining and distributing soil survey information for privately owned lands in the United States. A soil map in a soil survey is a representation of soil patterns in a landscape. Soil maps for STATSGO are compiled by generalizing more detailed (SSURGO) soil survey maps. The following information is based on Soil Conservation Service STATSGO data.

Soil Component Name: CANDOR

Soil Surface Texture: sand

Hydrologic Group: Class A - High infiltration rates. Soils are deep, well drained to excessively drained sands and gravels.

Soil Drainage Class: Somewhat excessive. Soils have high hydraulic conductivity and low water holding capacity. Depth to water table is more than 6 feet.

Hydric Status: Soil does not meet the requirements for a hydric soil.

Corrosion Potential - Uncoated Steel: LOW

Depth to Bedrock Min: > 60 inches

Depth to Bedrock Max: > 60 inches

GEOCHECK® - PHYSICAL SETTING SOURCE SUMMARY

Soil Layer Information							
Layer	Boundary		Soil Texture Class	Classification		Permeability Rate (in/hr)	Soil Reaction (pH)
	Upper	Lower		AASHTO Group	Unified Soil		
1	0 inches	21 inches	sand	Granular materials (35 pct. or less passing No. 200), Silty, or Clayey Gravel and Sand.	COARSE-GRAINED SOILS, Sands, Sands with fines, Silty Sand.	Max: 20.00 Min: 6.00	Max: 6.00 Min: 3.60
2	21 inches	34 inches	loamy sand	Granular materials (35 pct. or less passing No. 200), Silty, or Clayey Gravel and Sand.	COARSE-GRAINED SOILS, Sands, Sands with fines, Silty Sand.	Max: 20.00 Min: 6.00	Max: 5.50 Min: 3.60
3	34 inches	56 inches	sand	Granular materials (35 pct. or less passing No. 200), Silty, or Clayey Gravel and Sand.	COARSE-GRAINED SOILS, Sands, Sands with fines, Silty Sand.	Max: 20.00 Min: 6.00	Max: 5.50 Min: 3.60
4	56 inches	72 inches	sandy loam	Granular materials (35 pct. or less passing No. 200), Silty, or Clayey Gravel and Sand.	COARSE-GRAINED SOILS, Sands, Sands with fines, Clayey sand.	Max: 2.00 Min: 0.60	Max: 5.50 Min: 3.60
5	72 inches	80 inches	variable	Not reported	Not reported	Max: 0.00 Min: 0.00	Max: 0.00 Min: 0.00

OTHER SOIL TYPES IN AREA

Based on Soil Conservation Service STATSGO data, the following additional subordinant soil types may appear within the general area of target property.

Soil Surface Textures: loamy sand
loam
sandy loam

Surficial Soil Types: loamy sand
loam
sandy loam

Shallow Soil Types: sand
sandy loam
sandy clay
sandy clay loam

Deeper Soil Types: sand
stratified
sandy clay loam

GEOCHECK® - PHYSICAL SETTING SOURCE SUMMARY

LOCAL / REGIONAL WATER AGENCY RECORDS

EDR Local/Regional Water Agency records provide water well information to assist the environmental professional in assessing sources that may impact ground water flow direction, and in forming an opinion about the impact of contaminant migration on nearby drinking water wells.

WELL SEARCH DISTANCE INFORMATION

<u>DATABASE</u>	<u>SEARCH DISTANCE (miles)</u>
Federal USGS	1.000
Federal FRDS PWS	Nearest PWS within 1 mile
State Database	1.000

FEDERAL USGS WELL INFORMATION

<u>MAP ID</u>	<u>WELL ID</u>	<u>LOCATION FROM TP</u>
3	USGS40000885680	1/8 - 1/4 Mile West

FEDERAL FRDS PUBLIC WATER SUPPLY SYSTEM INFORMATION

<u>MAP ID</u>	<u>WELL ID</u>	<u>LOCATION FROM TP</u>
1	NC0363555	0 - 1/8 Mile NNE

Note: PWS System location is not always the same as well location.

STATE DATABASE WELL INFORMATION

<u>MAP ID</u>	<u>WELL ID</u>	<u>LOCATION FROM TP</u>
2	NC2000000002597	0 - 1/8 Mile SSE
4	NC2000000002627	1/8 - 1/4 Mile NE
5	NC2000000002581	1/2 - 1 Mile WSW
6	NC2000000002575	1/2 - 1 Mile SW
7	NC2000000002592	1/2 - 1 Mile WSW
8	NC2000000002705	1/2 - 1 Mile North
A9	NC2000000002711	1/2 - 1 Mile NNW
A10	NC2000000002712	1/2 - 1 Mile NNW
11	NC2000000002690	1/2 - 1 Mile NW
12	NC2000000002585	1/2 - 1 Mile WSW

OTHER STATE DATABASE INFORMATION

GEOCHECK - PHYSICAL SETTING SOURCE SUMMARY

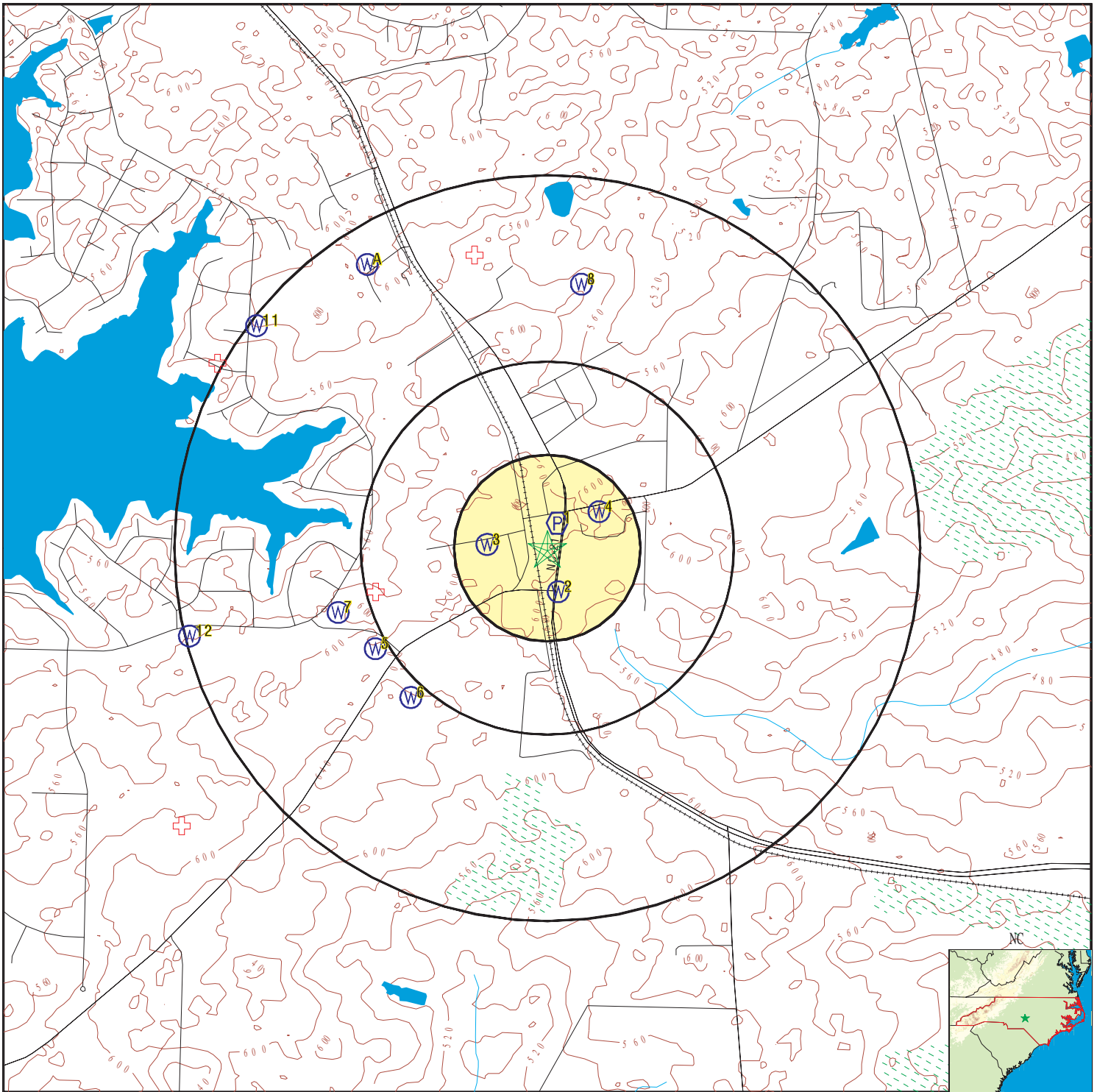
NORTH CAROLINA NATURAL HERITAGE ELEMENT OCCURRENCES

ID	Class
NC50002805	Animal
NC50003660	Animal
NC50010276	Animal
NC50016310	Animal

NORTH CAROLINA SIGNIFICANT NATURAL HERITAGE AREAS DATABASE:

ID	Name
NC10002350	EDGEWOOD TERRACE SANDHILLS
NC10002352	NICKS CREEK SANDHILLS
NC10002377	VONCANON LONGLEAF PINE STAND

PHYSICAL SETTING SOURCE MAP - 5132089.2s



- | | | |
|--|--|---------------------------|
| County Boundary | Groundwater Flow Direction | Wildlife Areas |
| Major Roads | Indeterminate Groundwater Flow at Location | Natural Areas |
| Contour Lines | Groundwater Flow Varies at Location | Rare & Endangered Species |
| Earthquake epicenter, Richter 5 or greater | | |
| Water Wells | | |
| Public Water Supply Wells | | |
| Cluster of Multiple Icons | | |



SITE NAME: NCDOT West End
 ADDRESS: 5364 NC 211
 West End NC 27376
 LAT/LONG: 35.238622 / 79.568012

CLIENT: Geosyntec Consultants
 CONTACT: Matt Jenny
 INQUIRY #: 5132089.2s
 DATE: December 08, 2017 11:07 am

GEOCHECK® - PHYSICAL SETTING SOURCE MAP FINDINGS

Map ID
 Direction
 Distance
 Elevation

Database EDR ID Number

1
NNE
0 - 1/8 Mile
Higher
FRDS PWS **NC0363555**

Epa region:	04	State:	NC
Pwsid:	NC0363555		
Pwsname:	CULDEE CHILD CARE CENTER		
City served:	Not Reported	State served:	NC
Zip served:	Not Reported	Fips county:	37125
Status:	Closed	Pop srvd:	64
Pwsvcconn:	1	Source:	Groundwater
Pws type:	NTNCWS	Owner:	Private
Contact:	DON HARDMAN OR PASTOR NOW		
Contacto rname:	Not Reported		
Contact phone:	Not Reported	Contact address1:	Not Reported
Contact address2:	Not Reported	Contact city:	EASTWOOD
Contact state:	NC	Contact zip:	27376
Activity code:	I		

Location Information:

Name:	CULDEE CHILD CARE CENTER		
Pwstypcd:	NTNCWS	Primsrccd:	GW
Popserved:	64		
Add1:	Not Reported		
Add2:	Not Reported		
City:	EASTWOOD	State:	NC
Zip:	27376	Phone:	Not Reported
Cityserv:	EASTWOOD	Cntyserv:	Not Reported
Stateserv:	NC	Zipserv:	Not Reported

PWS ID: NC0363555
 Date Initiated: 7706 Date Deactivated: Not Reported
 PWS Name: CULDEE CHILD CARE CENTER
 EASTWOOD, NC 27376

Addressee / Facility: System Owner/Responsible Party
 DON HARDMAN OR PASTOR NOW
 RT 1 BOX 291
 WEST END, NC 27376

Addressee / Facility: System Owner/Responsible Party
 CULDEE PRESBYTERIAN CHURCH
 RT 1 BOX 291
 WEST END, NC 27376

Facility Latitude:	35 15 10	Facility Longitude:	079 26 29
Facility Latitude:	35 14 22	Facility Longitude:	079 34 04
Facility Latitude:	35 15 10	Facility Longitude:	079 26 30
City Served:	EASTWOOD		
Treatment Class	Not Reported	Population:	Not Reported

GEOCHECK® - PHYSICAL SETTING SOURCE MAP FINDINGS

PWS currently has or had major violation(s) or enforcement: YES

VIOLATIONS INFORMATION:

Violation ID:	9401043	Source ID:	000	PWS Phone:	Not Reported
Vio. beginning Date:	01/01/94	Vio. end Date:	03/31/94	Vio. Period:	003 Months
Num required Samples:	Not Reported	Number of Samples Taken:		Not Reported	
Analysis Result:	Not Reported	Maximum Contaminant Level:		Not Reported	
Analysis Method:	Not Reported				
Violation Type:	Monitoring, Routine Major (TCR)				
Contaminant:	COLIFORM (TCR)				
Vio. Awareness Date:	041694				

Violation ID:	9413588	Source ID:	Not Reported	PWS Phone:	Not Reported
Vio. beginning Date:	07/01/93	Vio. end Date:	12/31/93	Vio. Period:	006 Months
Num required Samples:	Not Reported	Number of Samples Taken:		Not Reported	
Analysis Result:	Not Reported	Maximum Contaminant Level:		Not Reported	
Analysis Method:	Not Reported				
Violation Type:	Initial Tap Sampling for Pb and Cu				
Contaminant:	LEAD & COPPER RULE				
Vio. Awareness Date:	Not Reported				

ENFORCEMENT INFORMATION:

System Name:	CULDEE CHILD CARE CENTER	
Violation Type:	Monitoring, Routine Major (TCR)	
Contaminant:	COLIFORM (TCR)	
Compliance Period:	1994-01-01 - 1994-03-31	
Violation ID:	9401043	
Enforcement Date:	1994-04-29	Enf. Action: State Formal NOV Issued
System Name:	CULDEE CHILD CARE CENTER	
Violation Type:	Monitoring, Routine Major (TCR)	
Contaminant:	COLIFORM (TCR)	
Compliance Period:	1994-01-01 - 1994-03-31	
Violation ID:	9401043	
Enforcement Date:	1994-04-29	Enf. Action: State Public Notif Requested
System Name:	CULDEE CHILD CARE CENTER	
Violation Type:	Initial Tap Sampling for Pb and Cu	
Contaminant:	LEAD & COPPER RULE	
Compliance Period:	1993-07-01 - 2015-12-31	
Violation ID:	9413588	
Enforcement Date:	Not Reported	Enf. Action: Not Reported

2
SSE
0 - 1/8 Mile
Lower

NC WELLS NC200000002597

Pwsidentif: NC0363597
 System nam: MAC'S FOOD STORE NO 5
 Pws type: NC
 County: MOORE
 City: WEST END
 Primary so: GW
 Water type: GW
 Facility n: WELL #1
 Facility a: W01
 Latitude m: 35.236924

GEOCHECK® - PHYSICAL SETTING SOURCE MAP FINDINGS

Longitude : -79.56749
 Availavili: A
 Well depth: 0
 Well dep 1: Not Reported
 Owner name: HENSLEY, ROGER
 Site id: NC2000000002597

3
West
1/8 - 1/4 Mile
Higher

FED USGS USGS40000885680

Org. Identifier:	USGS-NC	
Formal name:	USGS North Carolina Water Science Center	
Monloc Identifier:	USGS-351419079341601	
Monloc name:	MO-046 SANDHILLE FURNITR	
Monloc type:	Well	
Monloc desc:	Not Reported	
Huc code:	Not Reported	Drainagearea value: Not Reported
Drainagearea Units:	Not Reported	Contrib drainagearea: Not Reported
Contrib drainagearea units:	Not Reported	Latitude: 35.2387637
Longitude:	-79.5708667	Sourcemap scale: Not Reported
Horiz Acc measure:	1	Horiz Acc measure units: seconds
Horiz Collection method:	Interpolated from map	
Horiz coord refsys:	NAD83	Vert measure val: Not Reported
Vert measure units:	Not Reported	Vertacc measure val: Not Reported
Vert accmeasure units:	Not Reported	
Vertcollection method:	Not Reported	
Vert coord refsys:	Not Reported	Countrycode: US
Aquifername:	Early Mesozoic basin aquifers	
Formation type:	Triassic Sedimentary Rocks	
Aquifer type:	Not Reported	
Construction date:	Not Reported	Welldepth: 175
Welldepth units:	ft	Wellholedepth: Not Reported
Wellholedepth units:	Not Reported	

Ground-water levels, Number of Measurements: 0

4
NE
1/8 - 1/4 Mile
Lower

NC WELLS NC2000000002627

Pwsidentif: NC0363486
 System nam: WEST END UMC
 Pws type: NC
 County: MOORE
 City: WEST END
 Primary so: GW
 Water type: GW
 Facility n: WELL #1
 Facility a: W01
 Latitude m: 35.24004

GEOCHECK® - PHYSICAL SETTING SOURCE MAP FINDINGS

Longitude : -79.565553
Availavili: A
Well depth: 0
Well dep 1: Not Reported
Owner name: WEST END UMC_363486
Site id: NC2000000002627

5
WSW
1/2 - 1 Mile
Higher

NC WELLS NC2000000002581

Pwsidentif: NC0363117
System nam: MOORE CO PUBLIC UTIL-SEVEN LAK
Pws type: C
County: MOORE
City: CARTHAGE
Primary so: GW
Water type: GW
Facility n: WELL #11A
Facility a: 11A
Latitude m: 35.234709
Longitude : -79.57616
Availavili: A
Well depth: 127
Well dep 1: FT
Owner name: MOORE, COUNTY OF
Site id: NC2000000002581

6
SW
1/2 - 1 Mile
Higher

NC WELLS NC2000000002575

Pwsidentif: NC0363117
System nam: MOORE CO PUBLIC UTIL-SEVEN LAK
Pws type: C
County: MOORE
City: CARTHAGE
Primary so: GW
Water type: GW
Facility n: WELL #12
Facility a: W12
Latitude m: 35.232811
Longitude : -79.574479
Availavili: A
Well depth: 141
Well dep 1: FT
Owner name: MOORE, COUNTY OF
Site id: NC2000000002575

7
WSW
1/2 - 1 Mile
Lower

NC WELLS NC2000000002592

GEOCHECK® - PHYSICAL SETTING SOURCE MAP FINDINGS

Pwsidentif: NC0363117
 System nam: MOORE CO PUBLIC UTIL-SEVEN LAK
 Pws type: C
 County: MOORE
 City: CARTHAGE
 Primary so: GW
 Water type: GW
 Facility n: WELL #11
 Facility a: W11
 Latitude m: 35.236117
 Longitude : -79.577927
 Availavili: A
 Well depth: 113
 Well dep 1: FT
 Owner name: MOORE, COUNTY OF
 Site id: NC2000000002592

8
North
1/2 - 1 Mile
Lower

NC WELLS NC2000000002705

Pwsidentif: NC0363128
 System nam: HAPPY VALLEY S/D
 Pws type: C
 County: MOORE
 City: WEST END
 Primary so: GW
 Water type: GW
 Facility n: WELL #1
 Facility a: W01
 Latitude m: 35.248889
 Longitude : -79.566389
 Availavili: A
 Well depth: 81
 Well dep 1: FT
 Owner name: AQUA NORTH CAROLINA INC
 Site id: NC2000000002705

A9
NNW
1/2 - 1 Mile
Higher

NC WELLS NC2000000002711

Pwsidentif: NC0363117
 System nam: MOORE CO PUBLIC UTIL-SEVEN LAK
 Pws type: C
 County: MOORE
 City: CARTHAGE
 Primary so: GW
 Water type: GW
 Facility n: WELL #7A
 Facility a: W7A
 Latitude m: 35.249627

GEOCHECK® - PHYSICAL SETTING SOURCE MAP FINDINGS

Longitude : -79.576531
Availavili: I
Well depth: 235
Well dep 1: FT
Owner name: MOORE, COUNTY OF
Site id: NC2000000002711

**A10
NNW
1/2 - 1 Mile
Higher**

NC WELLS NC2000000002712

Pwsidentif: NC0363117
System nam: MOORE CO PUBLIC UTIL-SEVEN LAK
Pws type: C
County: MOORE
City: CARTHAGE
Primary so: GW
Water type: GW
Facility n: WELL #7
Facility a: W07
Latitude m: 35.249678
Longitude : -79.576558
Availavili: I
Well depth: 0
Well dep 1: Not Reported
Owner name: MOORE, COUNTY OF
Site id: NC2000000002712

**11
NW
1/2 - 1 Mile
Lower**

NC WELLS NC2000000002690

Pwsidentif: NC0363117
System nam: MOORE CO PUBLIC UTIL-SEVEN LAK
Pws type: C
County: MOORE
City: CARTHAGE
Primary so: GW
Water type: GW
Facility n: WELL #8
Facility a: W08
Latitude m: 35.247271
Longitude : -79.581796
Availavili: I
Well depth: 100
Well dep 1: FT
Owner name: MOORE, COUNTY OF
Site id: NC2000000002690

**12
WSW
1/2 - 1 Mile
Lower**

NC WELLS NC2000000002585

GEOCHECK® - PHYSICAL SETTING SOURCE MAP FINDINGS

Pwsidentif:	NC0363117
System nam:	MOORE CO PUBLIC UTIL-SEVEN LAK
Pws type:	C
County:	MOORE
City:	CARTHAGE
Primary so:	GW
Water type:	GW
Facility n:	WELL #13
Facility a:	W13
Latitude m:	35.2352
Longitude :	-79.584975
Availavili:	I
Well depth:	137
Well dep 1:	FT
Owner name:	MOORE, COUNTY OF
Site id:	NC2000000002585

GEOCHECK® - PHYSICAL SETTING SOURCE MAP FINDINGS

Map ID
Direction
Distance

Database EDR ID Number

GIS ID: 7491617
Classification by Type: Animal
Occurrence Status: Historic, no evidence of destruction

NC_NHEO NC50002805

GIS ID: 5851617
Classification by Type: Animal
Occurrence Status: Historic, no evidence of destruction

NC_NHEO NC50003660

GIS ID: 142924
Classification by Type: Animal
Occurrence Status: Extant

NC_NHEO NC50010276

GIS ID: 7441617
Classification by Type: Animal
Occurrence Status: Historic, no evidence of destruction

NC_NHEO NC50016310

Site Name: EDGEWOOD TERRACE SANDHILLS
Quality: Not Reported
Acres per Polygon: 43.3

NC_SNHA NC10002350

Site Name: NICKS CREEK SANDHILLS
Quality: Not Reported
Acres per Polygon: 658.74

NC_SNHA NC10002352

NC_SNHA NC10002377

GEOCHECK® - PHYSICAL SETTING SOURCE MAP FINDINGS

North Carolina - Significant Natural Heritage Areas:

Site Name:	VONCANON LONGLEAF PINE STAND
Quality:	Not Reported
Acres per Polygon:	451.76

GEOCHECK® - PHYSICAL SETTING SOURCE MAP FINDINGS RADON

AREA RADON INFORMATION

Federal EPA Radon Zone for MOORE County: 3

- Note: Zone 1 indoor average level > 4 pCi/L.
 : Zone 2 indoor average level >= 2 pCi/L and <= 4 pCi/L.
 : Zone 3 indoor average level < 2 pCi/L.

Federal Area Radon Information for Zip Code: 27376

Number of sites tested: 1

Area	Average Activity	% <4 pCi/L	% 4-20 pCi/L	% >20 pCi/L
Living Area - 1st Floor	0.600 pCi/L	100%	0%	0%
Living Area - 2nd Floor	Not Reported	Not Reported	Not Reported	Not Reported
Basement	Not Reported	Not Reported	Not Reported	Not Reported

PHYSICAL SETTING SOURCE RECORDS SEARCHED

TOPOGRAPHIC INFORMATION

USGS 7.5' Digital Elevation Model (DEM)

Source: United States Geologic Survey

EDR acquired the USGS 7.5' Digital Elevation Model in 2002 and updated it in 2006. The 7.5 minute DEM corresponds to the USGS 1:24,000- and 1:25,000-scale topographic quadrangle maps. The DEM provides elevation data with consistent elevation units and projection.

Current USGS 7.5 Minute Topographic Map

Source: U.S. Geological Survey

HYDROLOGIC INFORMATION

Flood Zone Data: This data was obtained from the Federal Emergency Management Agency (FEMA). It depicts 100-year and 500-year flood zones as defined by FEMA. It includes the National Flood Hazard Layer (NFHL) which incorporates Flood Insurance Rate Map (FIRM) data and Q3 data from FEMA in areas not covered by NFHL.

Source: FEMA

Telephone: 877-336-2627

Date of Government Version: 2003, 2015

NWI: National Wetlands Inventory. This data, available in select counties across the country, was obtained by EDR in 2002, 2005 and 2010 from the U.S. Fish and Wildlife Service.

State Wetlands Data: Wetland Inventory

Source: US Fish & Wildlife Service

Telephone: 703-358-2171

HYDROGEOLOGIC INFORMATION

AQUIFLOW^R Information System

Source: EDR proprietary database of groundwater flow information

EDR has developed the AQUIFLOW Information System (AIS) to provide data on the general direction of groundwater flow at specific points. EDR has reviewed reports submitted to regulatory authorities at select sites and has extracted the date of the report, hydrogeologically determined groundwater flow direction and depth to water table information.

GEOLOGIC INFORMATION

Geologic Age and Rock Stratigraphic Unit

Source: P.G. Schruben, R.E. Arndt and W.J. Bawiec, Geology of the Conterminous U.S. at 1:2,500,000 Scale - A digital representation of the 1974 P.B. King and H.M. Beikman Map, USGS Digital Data Series DDS - 11 (1994).

STATSGO: State Soil Geographic Database

Source: Department of Agriculture, Natural Resources Conservation Service (NRCS)

The U.S. Department of Agriculture's (USDA) Natural Resources Conservation Service (NRCS) leads the national Conservation Soil Survey (NCSS) and is responsible for collecting, storing, maintaining and distributing soil survey information for privately owned lands in the United States. A soil map in a soil survey is a representation of soil patterns in a landscape. Soil maps for STATSGO are compiled by generalizing more detailed (SSURGO) soil survey maps.

SSURGO: Soil Survey Geographic Database

Source: Department of Agriculture, Natural Resources Conservation Service (NRCS)

Telephone: 800-672-5559

SSURGO is the most detailed level of mapping done by the Natural Resources Conservation Service, mapping scales generally range from 1:12,000 to 1:63,360. Field mapping methods using national standards are used to construct the soil maps in the Soil Survey Geographic (SSURGO) database. SSURGO digitizing duplicates the original soil survey maps. This level of mapping is designed for use by landowners, townships and county natural resource planning and management.

PHYSICAL SETTING SOURCE RECORDS SEARCHED

LOCAL / REGIONAL WATER AGENCY RECORDS

FEDERAL WATER WELLS

PWS: Public Water Systems

Source: EPA/Office of Drinking Water

Telephone: 202-564-3750

Public Water System data from the Federal Reporting Data System. A PWS is any water system which provides water to at least 25 people for at least 60 days annually. PWSs provide water from wells, rivers and other sources.

PWS ENF: Public Water Systems Violation and Enforcement Data

Source: EPA/Office of Drinking Water

Telephone: 202-564-3750

Violation and Enforcement data for Public Water Systems from the Safe Drinking Water Information System (SDWIS) after August 1995. Prior to August 1995, the data came from the Federal Reporting Data System (FRDS).

USGS Water Wells: USGS National Water Inventory System (NWIS)

This database contains descriptive information on sites where the USGS collects or has collected data on surface water and/or groundwater. The groundwater data includes information on wells, springs, and other sources of groundwater.

STATE RECORDS

North Carolina Public Water Supply Wells

Source: Department of Environmental Health

Telephone: 919-715-3243

OTHER STATE DATABASE INFORMATION

NC Natural Areas: Significant Natural Heritage Areas

Source: Center for Geographic Information and Analysis

Telephone: 919-733-2090

A polygon coverage identifying sites (terrestrial or aquatic that have particular biodiversity significance.

A site's significance may be due to the presence of rare species, rare or high quality natural communities, or other important ecological features.

NC Game Lands: Wildlife Resources Commission Game Lands

Source: Center for Geographic Information and Analysis

Telephone: 919-733-2090

All publicly owned game lands managed by the North Carolina Wildlife Resources Commission and as listed in Hunting and Fishing Maps.

NC Natural Heritage Sites: Natural Heritage Element Occurrence Sites

Source: Center for Geographic Information and Analysis

Telephone: 919-733-2090

A point coverage identifying locations of rare and endangered species, occurrences of exemplary or unique natural ecosystems (terrestrial or aquatic), and special animal habitats (e.g., colonial waterbird nesting sites).

RADON

State Database: NC Radon

Source: Department of Environment & Natural Resources

Telephone: 919-733-4984

Radon Statistical and Non Statistical Data

Area Radon Information

Source: USGS

Telephone: 703-356-4020

The National Radon Database has been developed by the U.S. Environmental Protection Agency (USEPA) and is a compilation of the EPA/State Residential Radon Survey and the National Residential Radon Survey. The study covers the years 1986 - 1992. Where necessary data has been supplemented by information collected at private sources such as universities and research institutions.

PHYSICAL SETTING SOURCE RECORDS SEARCHED

EPA Radon Zones

Source: EPA

Telephone: 703-356-4020

Sections 307 & 309 of IRAA directed EPA to list and identify areas of U.S. with the potential for elevated indoor radon levels.

OTHER

Airport Landing Facilities: Private and public use landing facilities

Source: Federal Aviation Administration, 800-457-6656

Epicenters: World earthquake epicenters, Richter 5 or greater

Source: Department of Commerce, National Oceanic and Atmospheric Administration

Earthquake Fault Lines: The fault lines displayed on EDR's Topographic map are digitized quaternary faultlines, prepared in 1975 by the United State Geological Survey

STREET AND ADDRESS INFORMATION

© 2015 TomTom North America, Inc. All rights reserved. This material is proprietary and the subject of copyright protection and other intellectual property rights owned by or licensed to Tele Atlas North America, Inc. The use of this material is subject to the terms of a license agreement. You will be held liable for any unauthorized copying or disclosure of this material.

NCDOT West End
5364 NC 211
West End, NC 27376

Inquiry Number: 5132089.3

December 08, 2017

Certified Sanborn® Map Report



6 Armstrong Road, 4th floor
Shelton, CT 06484
Toll Free: 800.352.0050
www.edrnet.com

Certified Sanborn® Map Report

12/08/17

Site Name:

NCDOT West End
5364 NC 211
West End, NC 27376
EDR Inquiry # 5132089.3

Client Name:

Geosyntec Consultants
10211 Wincopin Circle 4th Floor
Columbia, MD 21044
Contact: Matt Jenny



The Sanborn Library has been searched by EDR and maps covering the target property location as provided by Geosyntec Consultants were identified for the years listed below. The Sanborn Library is the largest, most complete collection of fire insurance maps. The collection includes maps from Sanborn, Bromley, Perris & Browne, Hopkins, Barlow, and others. Only Environmental Data Resources Inc. (EDR) is authorized to grant rights for commercial reproduction of maps by the Sanborn Library LLC, the copyright holder for the collection. Results can be authenticated by visiting www.edrnet.com/sanborn.

The Sanborn Library is continually enhanced with newly identified map archives. This report accesses all maps in the collection as of the day this report was generated.

Certified Sanborn Results:

Certification # E3D8-4AF1-980A
PO # NCP2017-3149
Project NCDOT West End



Sanborn® Library search results

Certification #: E3D8-4AF1-980A

UNMAPPED PROPERTY

This report certifies that the complete holdings of the Sanborn Library, LLC collection have been searched based on client supplied target property information, and fire insurance maps covering the target property were not found.

The Sanborn Library includes more than 1.2 million fire insurance maps from Sanborn, Bromley, Perris & Browne, Hopkins, Barlow and others which track historical property usage in approximately 12,000 American cities and towns. Collections searched:

- Library of Congress
- University Publications of America
- EDR Private Collection

The Sanborn Library LLC Since 1866™

Limited Permission To Make Copies

Geosyntec Consultants (the client) is permitted to make up to FIVE photocopies of this Sanborn Map transmittal and each fire insurance map accompanying this report solely for the limited use of its customer. No one other than the client is authorized to make copies. Upon request made directly to an EDR Account Executive, the client may be permitted to make a limited number of additional photocopies. This permission is conditioned upon compliance by the client, its customer and their agents with EDR's copyright policy; a copy of which is available upon request.

Disclaimer - Copyright and Trademark Notice

This Report contains certain information obtained from a variety of public and other sources reasonably available to Environmental Data Resources, Inc. It cannot be concluded from this Report that coverage information for the target and surrounding properties does not exist from other sources. NO WARRANTY EXPRESSED OR IMPLIED, IS MADE WHATSOEVER IN CONNECTION WITH THIS REPORT. ENVIRONMENTAL DATA RESOURCES, INC. SPECIFICALLY DISCLAIMS THE MAKING OF ANY SUCH WARRANTIES, INCLUDING WITHOUT LIMITATION, MERCHANTABILITY OR FITNESS FOR A PARTICULAR USE OR PURPOSE. ALL RISK IS ASSUMED BY THE USER. IN NO EVENT SHALL ENVIRONMENTAL DATA RESOURCES, INC. BE LIABLE TO ANYONE, WHETHER ARISING OUT OF ERRORS OR OMISSIONS, NEGLIGENCE, ACCIDENT OR ANY OTHER CAUSE, FOR ANY LOSS OF DAMAGE, INCLUDING, WITHOUT LIMITATION, SPECIAL, INCIDENTAL, CONSEQUENTIAL, OR EXEMPLARY DAMAGES. ANY LIABILITY ON THE PART OF ENVIRONMENTAL DATA RESOURCES, INC. IS STRICTLY LIMITED TO A REFUND OF THE AMOUNT PAID FOR THIS REPORT. Purchaser accepts this Report "AS IS". Any analyses, estimates, ratings, environmental risk levels or risk codes provided in this Report are provided for illustrative purposes only, and are not intended to provide, nor should they be interpreted as providing any facts regarding, or prediction or forecast of, any environmental risk for any property. Only a Phase I Environmental Site Assessment performed by an environmental professional can provide information regarding the environmental risk for any property. Additionally, the information provided in this Report is not to be construed as legal advice. Copyright 2017 by Environmental Data Resources, Inc. All rights reserved. Reproduction in any media or format, in whole or in part, of any report or map of Environmental Data Resources, Inc., or its affiliates, is prohibited without prior written permission.

EDR and its logos (including Sanborn and Sanborn Map) are trademarks of Environmental Data Resources, Inc. or its affiliates. All other trademarks used herein are the property of their respective owners.

APPENDIX B
Geophysical Investigation



PYRAMID GEOPHYSICAL SERVICES
(PROJECT 2017-353)

GEOPHYSICAL SURVEY

**METALLIC UST INVESTIGATION:
PARCEL ID – 20140157 & 00020452
NCDOT PROJECT R-5726 (50218.1.1)**

5364 NC 211, WEST END, NC

JANUARY 5, 2018

Report prepared for: Mr. Matt Jenny, P.E.
Geosyntec Consultants of NC, PC
2501 Blue Ridge Road, Suite 430
Raleigh, NC 27607

Prepared by: _____

Eric C. Cross, P.G.
NC License #2181

Reviewed by: _____

Douglas A. Canavello, P.G.
NC License #1066

GEOPHYSICAL INVESTIGATION REPORT
5364 NC 211
West End, Moore County, North Carolina

Table of Contents

Executive Summary	1
Introduction.....	3
Field Methodology.....	3
Discussion of Results.....	5
Summary and Conclusions	7
Limitations	8

Figures

- Figure 1 – Geophysical Survey Boundaries and Site Photographs
- Figure 2 – EM61 Results Contour Map
- Figure 3 – GPR Transect Locations and Images
- Figure 4 – Locations and Sizes of Possible USTs

LIST OF ACRONYMS

CADD	Computer Assisted Drafting and Design
DF	Dual Frequency
EM.....	Electromagnetic
GPR.....	Ground Penetrating Radar
GPS	Global Positioning System
NCDOT.....	North Carolina Department of Transportation
ROW	Right-of-Way
UST	Underground Storage Tank

EXECUTIVE SUMMARY

Project Description: Pyramid Environmental conducted a geophysical investigation for Geosyntec Consultants of NC, PC (Geosyntec) at Moore County Parcels 20140157 & 00020452, located at 5364 NC-211, West End, NC. The survey was part of an NCDOT Right-of-Way (ROW) investigation (NCDOT Project R-5726). The survey was designed to assess all accessible portions of the property. Conducted from December 19-22, 2017, the geophysical investigation was performed to determine if unknown, metallic underground storage tanks (USTs) were present beneath the survey area.

Geophysical Results: The geophysical investigation consisted of electromagnetic (EM) induction-metal detection and ground penetrating radar (GPR) surveys. A total of twenty-two EM anomalies were identified. EM metal detection was not performed across the large area containing reinforced concrete on the south side of the facility structures. Several of the EM features were directly attributed to visible cultural features such as signs, reinforced concrete, utilities, and debris. GPR was performed across multiple high-amplitude EM features associated with unknown buried metal, as well as across the large area on the south side of the facility containing reinforced concrete.

GPR recorded five distinct hyperbolic reflectors and five relatively isolated lateral reflectors that are characteristic of USTs. However, extensive zones of reinforced concrete were also evident in these areas, as well as evidence of buried large-diameter metal pipes that were possibly associated with a former fire loop or other aspects of the former structure/foundation in this area. For this reason, there is a level of subjectivity in determining the nature of these subsurface structures. Based on NCDOT standards, and in an effort to provide a conservative evaluation of the subsurface structures, the combined EM and GPR evidence results in these features being classified as five possible metallic USTs.

The remaining GPR identified various buried utilities and other zones of buried reinforced concrete across the property. GPR was performed in grid-like fashion across the large area

of reinforced concrete on the south side of the structure. No evidence of metallic USTs was recorded in this area.

Collectively, the geophysical data recorded evidence of five possible metallic USTs at the property. However, as noted above, these interpretations are subjective due to the abundant buried metal objects, utilities and reinforced concrete throughout the area containing the possible USTs. Pyramid highly recommends performing exploratory excavations across these five structures to verify their nature.

INTRODUCTION

Pyramid Environmental conducted a geophysical investigation for Geosyntec Consultants of NC, PC (Geosyntec) at Moore County Parcels 20140157 & 00020452, located at 5364 NC-211, West End, NC. The survey was part of an NCDOT Right-of-Way (ROW) investigation (NCDOT Project R-5726). The survey was designed to assess all accessible portions of the property. Conducted from December 19-22, 2017, the geophysical investigation was performed to determine if unknown, metallic underground storage tanks (USTs) were present beneath the survey area.

The site included a former furniture manufacturing facility with multiple structures surrounded by an extensive zone of reinforced concrete as well as gravel, asphalt and grass areas. It should be noted that due to the extensive zone of reinforced concrete on the south side of the facility, a metal detection survey was not performed, and the geophysical survey in this area was limited to ground penetrating radar (GPR). An aerial photograph showing the survey area boundaries and ground-level photographs are shown in **Figure 1**.

FIELD METHODOLOGY

The geophysical investigation consisted of electromagnetic (EM) induction-metal detection and ground penetrating radar (GPR) surveys. Pyramid collected the EM data using a Geonics EM61 metal detector integrated with a Trimble AG-114 GPS antenna. The integrated GPS system allows the location of the instrument to be recorded in real-time during data collection, resulting in an EM data set that is geo-referenced and can be overlain on aerial photographs and CADD drawings. A boundary grid was established around the perimeter of the site with marks every 10 feet to maintain orientation of the instrument throughout the survey and assure complete coverage of the area.

According to the instrument specifications, the EM61 can detect a metal drum down to a maximum depth of approximately 8 feet. Smaller objects (1-foot or less in size) can be detected to a maximum depth of 4 to 5 feet. The EM61 data were digitally collected at

approximately 0.8-foot intervals along north-south trending or east-west trending, generally parallel survey lines, spaced five feet apart. The data were downloaded to a computer and reviewed in the field and office using the Geonics NAV61 and Surfer for Windows Version 14.0 software programs.

GPR data were acquired across select EM anomalies and across all areas containing reinforced concrete using a Geophysical Survey Systems, Inc. (GSSI) UtilityScan DF unit equipped with a dual frequency 300/800 MHz antenna. Data were collected both in reconnaissance fashion as well as along formal transect lines across EM features. The GPR data were viewed in real-time using a vertical scan of 512 samples, at a rate of 48 scans per second. GPR data were viewed down to a maximum depth of approximately 9 feet, based on dielectric constants calculated by the DF unit in the field during the reconnaissance scans. GPR transects across specific anomalies were saved to the hard drive of the DF unit for post-processing and figure generation.

Pyramid’s classifications of USTs for the purposes of this report are based directly on the geophysical UST ratings provided by the NCDOT. These ratings are as follows:

Geophysical Surveys for Underground Storage Tanks on NCDOT Projects			
High Confidence	Intermediate Confidence	Low Confidence	No Confidence
Known UST Active tank - spatial location, orientation, and approximate depth determined by geophysics.	Probable UST Sufficient geophysical data from both magnetic and radar surveys that is characteristic of a tank. Interpretation may be supported by physical evidence such as fill/vent pipe, metal cover plate, asphalt/concrete patch, etc.	Possible UST Sufficient geophysical data from either magnetic or radar surveys that is characteristic of a tank. Additional data is not sufficient enough to confirm or deny the presence of a UST.	Anomaly noted but not characteristic of a UST. Should be noted in the text and may be called out in the figures at the geophysicist’s discretion.

DISCUSSION OF RESULTS

Discussion of EM Results

A contour plot of the EM61 results obtained across the survey area at the property is presented in **Figure 2**. Each EM anomaly is numbered for reference in the figure. The following table presents the list of EM anomalies and the cause of the metallic response, if known:

LIST OF METALLIC ANOMALIES IDENTIFIED BY EM SURVEY

Metallic Anomaly #	Cause of Anomaly	Investigated with GPR
1	Former rail lines	
2	Truck	
3	Two possible USTs	☑
4	Signs	
5	Two possible USTs	☑
6	Buried reinforced concrete	☑
7	Signs	
8	Reinforced concrete	
9	Reinforced concrete and One Possible UST	☑
10	Drop inlets and water line	
11	Reinforced concrete	
12	Water line	☑
13	Fire loop structures	
14	Metal door	
15	Suspected utility and debris	☑
16	Reinforced concrete and building	
17	Suspected utilities	☑
18	Chain link fence	
19	Reinforced concrete	☑
20	Ramp, hydrant, box	
21	Buried utility	
22	Drop inlet	

Several of the EM anomalies were directly attributed to visible cultural features at the ground surface, such as structures, utilities, and known areas of reinforced concrete.

However, multiple high amplitude EM anomalies were observed across the site that were not directly attributed to cultural features, or were directly adjacent to reinforced concrete. The majority of these features were located in the southern portion of the property. These anomalies were investigated further by GPR. Additionally, GPR scans were performed in a grid-like fashion every 10 feet across the area shown on **Figure 1** containing reinforced concrete, where the EM survey was not performed.

Discussion of GPR Results

Figure 3 presents the locations of the formal GPR transects performed across specific EM anomalies at the property, as well as select transect images. A total of twenty-four GPR transects were performed at the site across the various EM anomalies. GPR Transects 1-10 were all performed across anomalies on the south side of the property that appeared to be buried structures. These transects recorded a total of five discreet hyperbolic reflectors and five relatively isolated high-amplitude lateral reflectors that are characteristic of metallic USTs. However, extensive zones of reinforced concrete were also evident in these areas, as well as evidence of buried large-diameter metal pipes that were possibly associated with a former fire loop or other aspects of the former structure/foundation in this area. For this reason, there is a level of subjectivity in determining the nature of these subsurface structures.

Based on NCDOT standards, and in an effort to provide a conservative evaluation of the subsurface structures, the combined EM and GPR evidence results in these features being classified as five possible metallic USTs. **Figure 4** provides the locations and sizes of the possible metallic USTs overlain on an aerial, along with ground-level photographs.

The remaining GPR transects verified the presence of multiple utilities, reinforced concrete, and/or buried metallic debris at the locations of the other EM anomalies investigated. No evidence of additional metallic USTs was observed. The images for GPR Transects 1-24 are all included in **Appendix A**.

As discussed previously, the large area of concrete on the south side of the facility structures was observed to contain metal reinforcement. For this reason, a grid of GPR

transects were performed every ten feet across this zone to investigate for possible USTs. A total of 36 additional GPR transects were performed. No evidence of metallic USTs was observed in this area. Three “vault” type structures were observed within the concrete that could be associated with former septic systems or the former structure in this area that has been demolished. The GPR did not record any reflectors within its depth capability that were suggestive of USTs at these locations. Due to the significant length of each of these transects, they are not included in **Appendix A**; however, the transect files and locations are available if requested.

Collectively, the geophysical data recorded evidence of five possible metallic USTs at the property. However, as mentioned above, extensive zones of reinforced concrete were also evident in these areas, as well as evidence of buried large-diameter metal pipes that were possibly associated with a former fire loop or other aspects of the former structure/foundation in this area. For this reason, there is a level of subjectivity in determining the nature of these subsurface structures.

SUMMARY & CONCLUSIONS

Pyramid’s evaluation of the EM61 and GPR data collected at 5364 NC-211 in West End, North Carolina, provides the following summary and conclusions:

- The EM61 and GPR surveys provided reliable results for the detection of metallic USTs within the accessible portions of the geophysical survey area. EM metal detection was not performed across the large area containing reinforced concrete on the south side of the facility structures.
- Several of the EM features were directly attributed to visible cultural features such as signs, reinforced concrete, utilities, and debris.
- GPR was performed across multiple high-amplitude EM features associated with unknown buried metal, as well as across the large area on the south side of the facility containing reinforced concrete.

- GPR recorded five distinct hyperbolic reflectors and five relatively isolated lateral reflectors that are characteristic of USTs. However, extensive zones of reinforced concrete were also evident in these areas, as well as evidence of buried large-diameter metal pipes that were possibly associated with a former fire loop or other aspects of the former structure/foundation in this area. For this reason, there is a level of subjectivity in determining the nature of these subsurface structures.
- Based on NCDOT standards, and in an effort to provide a conservative evaluation of the subsurface structures, the combined EM and GPR evidence results in these features being classified as five possible metallic USTs.
- The remaining GPR identified various buried utilities and other zones of buried reinforced concrete across the property. GPR was performed in grid-like fashion across the large area of reinforced concrete on the south side of the structure. No evidence of metallic USTs was recorded in this area.
- Collectively, the geophysical data recorded evidence of five possible metallic USTs at the property. However, as noted above, these interpretations are subjective due to the abundant buried metal objects, utilities and reinforced concrete throughout the area containing the possible USTs.
- Pyramid highly recommends performing exploratory excavations across these five structures to verify their nature.

LIMITATIONS

Geophysical surveys have been performed and this report was prepared for the NCDOT in accordance with generally accepted guidelines for EM61 and GPR surveys. It is generally recognized that the results of the EM61 and GPR surveys are non-unique and may not represent actual subsurface conditions. The EM61 and GPR results obtained for this project have not conclusively determined the definitive presence or absence of metallic USTs, but the evidence collected is sufficient to result in the conclusions made in this report. Additionally, it should be understood that areas containing extensive vegetation, reinforced

concrete, or other restrictions to the accessibility of the geophysical instruments could not be fully investigated.



APPROXIMATE BOUNDARIES OF GEOPHYSICAL SURVEY AREA



LEGEND


- EM AND GPR SURVEYS
- GPR ONLY DUE TO REINFORCED CONCRETE



View of Survey Area
(Facing Approximately North)



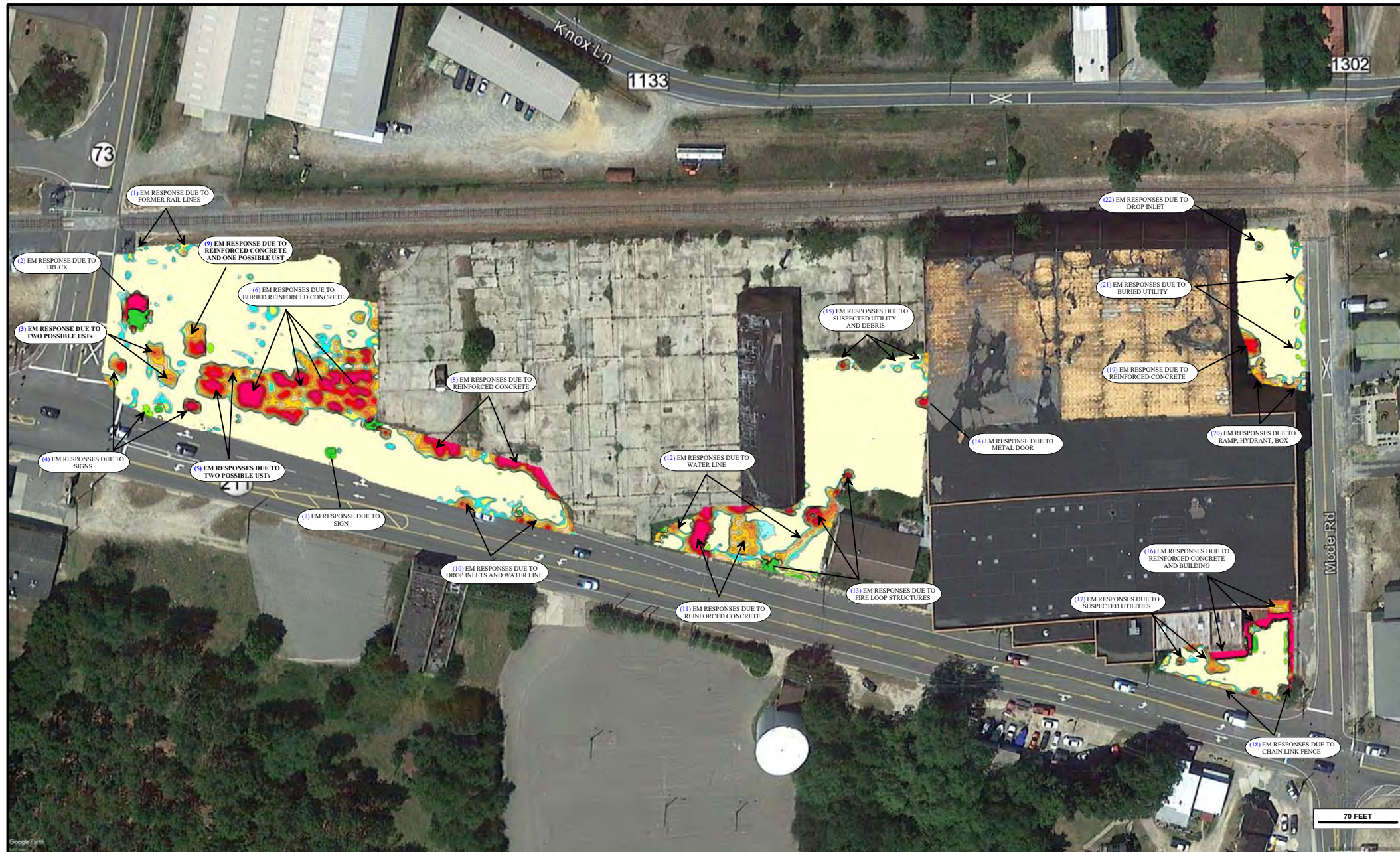
View of Northwest Survey Area
(Facing Approximately Southwest)

TITLE		GEOPHYSICAL SURVEY BOUNDARIES AND SITE PHOTOGRAPHS	
PROJECT		5364 NC-211 WEST END, NORTH CAROLINA NCDOT PROJECT R-5726	
		 503 INDUSTRIAL AVENUE GREENSBORO, NC 27460 (336) 335-3174 (p) (336) 691-0648 (f) License # C1251 Eng. / License # C257 Geology	
DATE	12/20/2017	CLIENT	GEOSYNTEC
PYRAMID PROJECT #:	2017-353	FIGURE 1	



RESULTS OF EM61 METAL DETECTION SURVEY

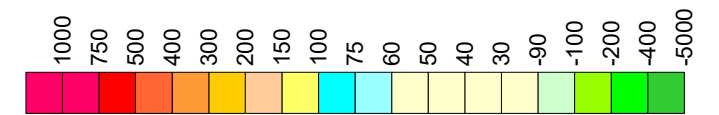
EVIDENCE OF FIVE POSSIBLE* METALLIC USTs OBSERVED




The contour plot shows the differential results of the EM61 instrument in millivolts (mV). The differential results focus on larger metallic objects such as USTs and drums. The EM61 data were collected on December 19, 2017, using a Geonics EM61 instrument. Verification GPR data were collected using a GSSI UtilityScan DF instrument on December 21, 2017.

*Possible metallic USTs classified based on NCDOT standards. Due to a variety of buried metal objects, possible utilities, and reinforced concrete, the actual nature of these buried structures should be further investigated by exploratory excavation.

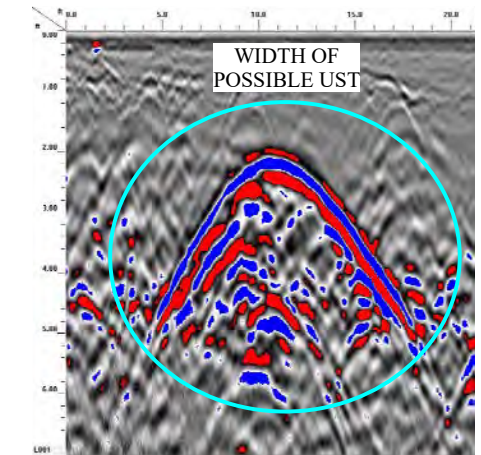
EM61 Metal Detection Response (millivolts)



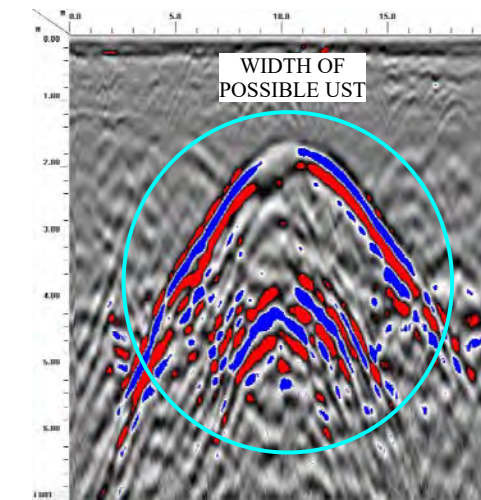
TITLE		EM61 METAL DETECTION RESULTS CONTOUR MAP	
PROJECT		5364 NC-211 WEST END, NORTH CAROLINA NCDOT PROJECT R-5726	
		503 INDUSTRIAL AVENUE GREENSBORO, NC 27460 (336) 335-3174 (p) (336) 691-0648 (f) License # C1251 Eng. / License # C257 Geology	
DATE	12/20/2017	CLIENT	GEOSYNTEC
PYRAMID PROJECT #:	2017-353	FIGURE 2	



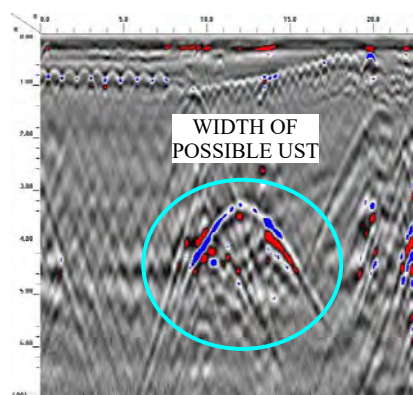
LOCATIONS OF GPR TRANSECTS ACROSS EM ANOMALIES




GPR TRANSECT 7 (T7)




GPR TRANSECT 8 (T8)




GPR TRANSECT 1 (T1)




GPR TRANSECT 3 (T3)



GPR TRANSECT 5 (T5)



GPR TRANSECT 6 (T6)

TITLE	GPR TRANSECT LOCATIONS ACROSS EM ANOMALIES AND SELECT IMAGES	
PROJECT	5364 NC-211 WEST END, NORTH CAROLINA NCDOT PROJECT R-5726	
	 503 INDUSTRIAL AVENUE GREENSBORO, NC 27460 (336) 335-3174 (p) (336) 691-0648 (f) License # C1251 Eng. / License # C257 Geology	
DATE	12/20/2017	CLIENT GEOSYNTEC
PYRAMID PROJECT #:	2017-353	FIGURE 3





LOCATIONS OF FIVE POSSIBLE METALLIC USTs



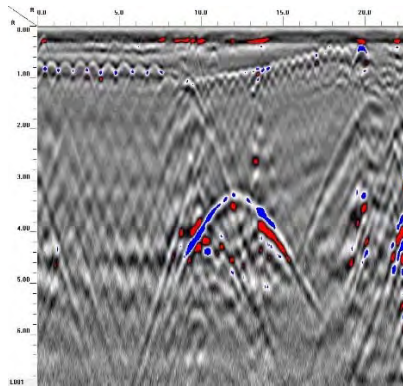
APPROXIMATE DIMENSIONS OF POSSIBLE METALLIC USTs

POSSIBLE UST #1: 22' LONG X 5' WIDE
 POSSIBLE UST #2: 25' LONG X 5' WIDE
 POSSIBLE UST #3: 27' LONG X 6' WIDE
 POSSIBLE UST #4: 10' LONG X 5' WIDE
 POSSIBLE UST #5: 8' LONG X 8' WIDE

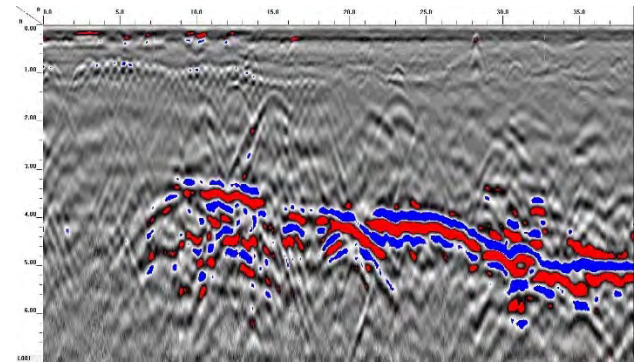


TITLE	LOCATIONS OF FIVE POSSIBLE METALLIC USTs	
PROJECT	5364 NC-211 WEST END, NORTH CAROLINA NCDOT PROJECT R-5726	
	 503 INDUSTRIAL AVENUE GREENSBORO, NC 27460 (336) 335-3174 (p) (336) 691-0648 (f) License # C1251 Eng. / License # C257 Geology	
DATE	12/20/2017	CLIENT GEOSYNTEC
PYRAMID PROJECT #:	2017-353	FIGURE 4


Appendix A – GPR Transect Images



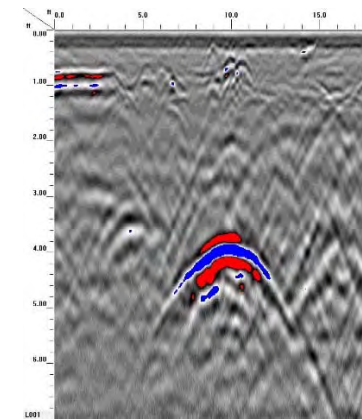
GPR TRANSECT 1



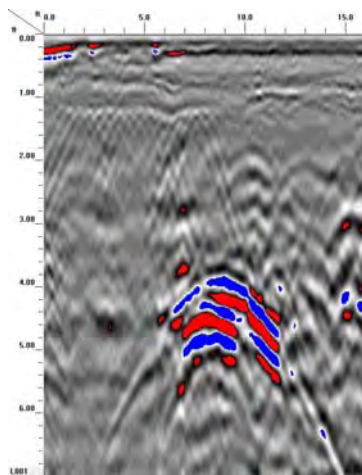
GPR TRANSECT 4



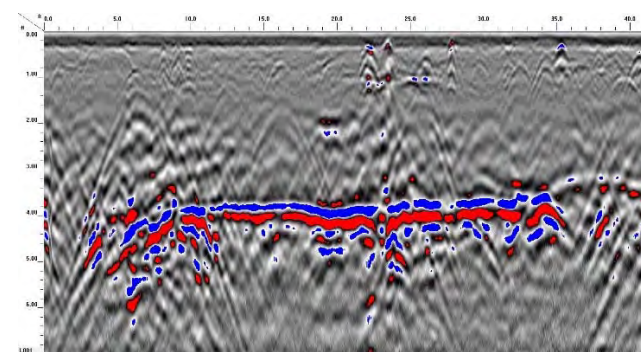
GPR TRANSECT 2



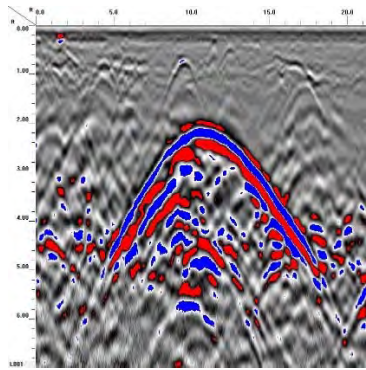
GPR TRANSECT 5



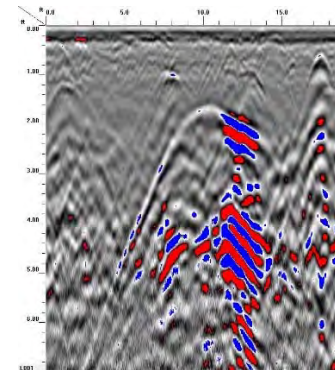
GPR TRANSECT 3



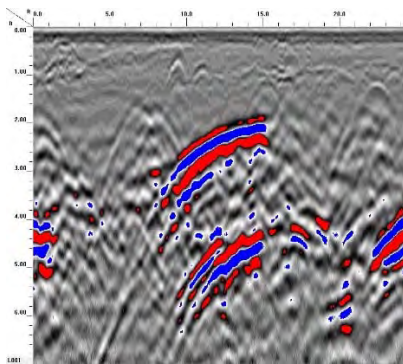
GPR TRANSECT 6



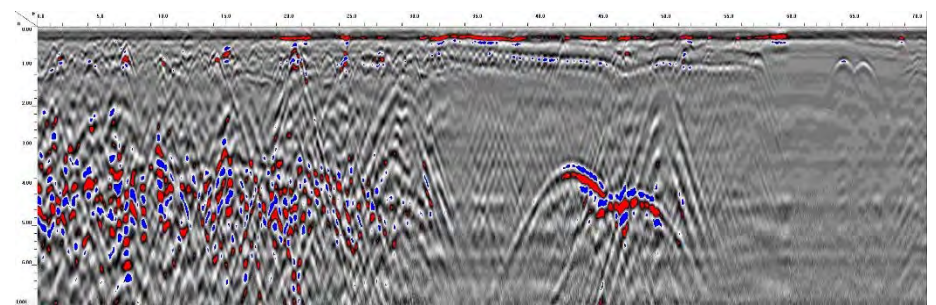
GPR TRANSECT 7



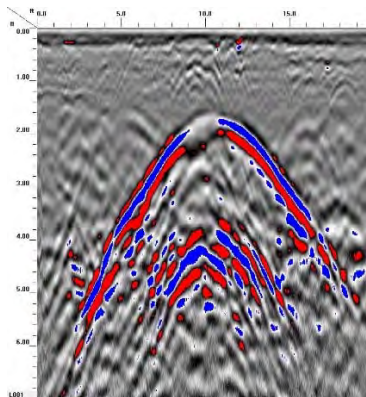
GPR TRANSECT 10




GPR TRANSECT 8




GPR TRANSECT 11




GPR TRANSECT 9




GPR TRANSECT 12




GPR TRANSECT 13




GPR TRANSECT 14




GPR TRANSECT 15



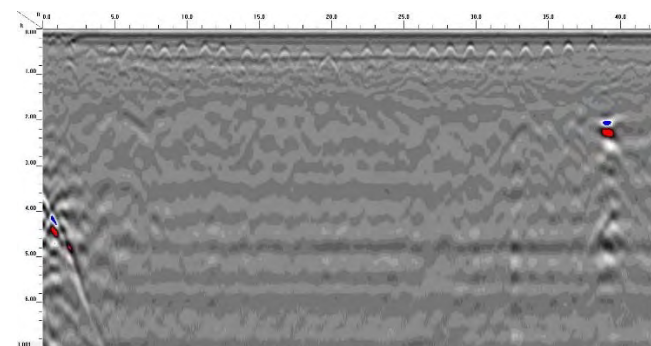
GPR TRANSECT 16



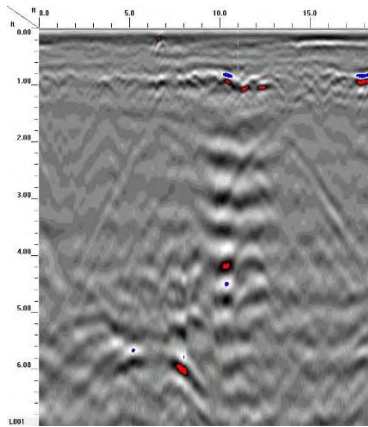
GPR TRANSECT 17



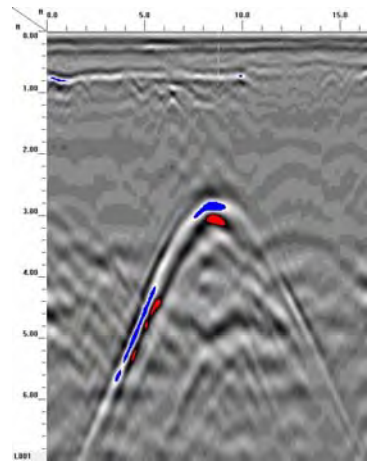
GPR TRANSECT 18




GPR TRANSECT 19



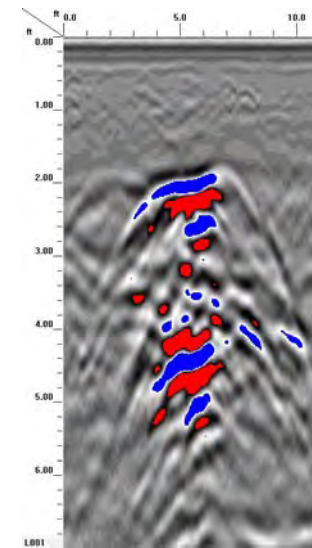
GPR TRANSECT 20



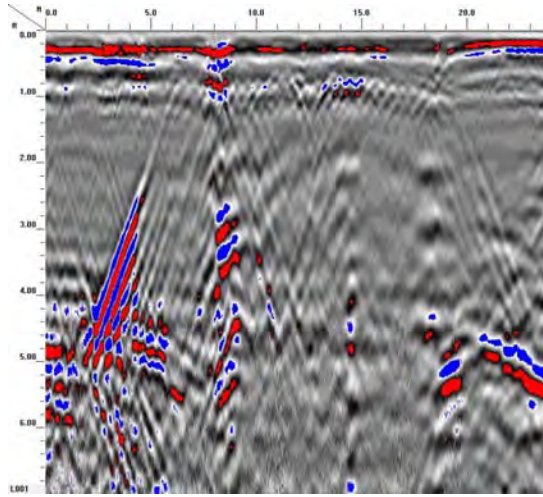
GPR TRANSECT 21



GPR TRANSECT 22



GPR TRANSECT 23



GPR TRANSECT 24

APPENDIX C
Photographic Log

PHOTOGRAPHIC RECORD
TIP NUMBER: R-5726

Geosyntec
consultants

SUBJECT SITE: FORMER STANLEY FURNITURE
5364 NC-211, WEST END, NORTH CAROLINA

Photograph 1

Date:

28 November 2017

Comments:
Northeast Tank Pit
and former drum
storage area



Photograph 2

Date:

28 November 2017

Comments:
Twelve ASTs in
northeast quadrant of
the Site



PHOTOGRAPHIC RECORD
TIP NUMBER: R-5726

Geosyntec
consultants

SUBJECT SITE: FORMER STANLEY FURNITURE
5364 NC-211, WEST END, NORTH CAROLINA

Photograph 3

Date:

28 November 2017

Comments:
AST vent pipes
adjacent to the
Northeast Tank Pit
Area



Photograph 4

Date:

28 November 2017

Comments:
Main building
basement



PHOTOGRAPHIC RECORD
TIP NUMBER: R-5726

Geosyntec
consultants

SUBJECT SITE: FORMER STANLEY FURNITURE
5364 NC-211, WEST END, NORTH CAROLINA

Photograph 5

Date:

28 November 2017

Comments:
Weigh scale adjacent
to administrative
building



Photograph 6

Date:

28 November 2017

Comments:
Zoom-in of weigh
scale adjacent to
administrative
building



PHOTOGRAPHIC RECORD
TIP NUMBER: R-5726

Geosyntec
consultants

SUBJECT SITE: FORMER STANLEY FURNITURE
5364 NC-211, WEST END, NORTH CAROLINA

Photograph 7

Date:

28 November 2017

Comments:
Northern-most
possible septic tank
feature



Photograph 8

Date:

28 November 2017

Comments:
Zoom-in of a septic
tank feature void
space



PHOTOGRAPHIC RECORD
TIP NUMBER: R-5726

Geosyntec
consultants

SUBJECT SITE: FORMER STANLEY FURNITURE
5364 NC-211, WEST END, NORTH CAROLINA

Photograph 9

Date:

28 November 2017

Comments:
Approximate 9,000-
square foot
unoccupied stand-
alone building.
Unsafe to assess.




Photograph 10

Date:

28 November 2017

Comments:
Approximate 9,000-
square foot
unoccupied stand-
alone building.
Unsafe to assess.



APPENDIX D
Boring Logs

CLIENT North Carolina Department of Transportation **PROJECT NAME** Former Stanley Furniture

PROJECT NUMBER GN6523 **PROJECT LOCATION** 5364 NC-211, West End, North Carolina

DATE STARTED 1/10/18 **COMPLETED** 1/10/18 **GROUND ELEVATION** _____ **HOLE SIZE** 3 inches




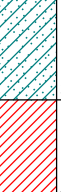
DRILLING CONTRACTOR Parratt-Wolff **GROUND WATER LEVELS:**

DRILLING METHOD Hand auger **AT TIME OF DRILLING** ---

LOGGED BY Matthew Jenny **CHECKED BY** Beau Hodge **AT END OF DRILLING** ---

NOTES _____ **AFTER DRILLING** ---

NCDOT_ENVIRONMENTAL - ALLEGION_LOGS_REV1.GPJ - 1/19/18 15:07 - N:\NCDOT\GN6523_PSA_NC 211 - WEST END\GINT\ALLEGION_LOGS_REV2.GPJ

DEPTH (ft)	U.S.C.S.	GRAPHIC LOG	MATERIAL DESCRIPTION	PID (ppm)	REMARKS
0.0					
			Concrete core; no recovery		
	SP		(SP) SAND; light brown; moist; fine to medium	0.3	
	SP		(SP) SAND with clay; orange-ish brown; moist	0	
	SC		(SC) Clayey SAND; red-ish brown; moist; fine to medium	0	
	CL		(CL) Sandy CLAY; red and orange-ish brown; moist	0	Analyze SB-B1-3-3.5 for VOCs
			Bottom of borehole at 4.0 feet bgs.	0	

CLIENT North Carolina Department of Transportation **PROJECT NAME** Former Stanley Furniture

PROJECT NUMBER GN6523 **PROJECT LOCATION** 5364 NC-211, West End, North Carolina

DATE STARTED 1/10/18 **COMPLETED** 1/10/18 **GROUND ELEVATION** _____ **HOLE SIZE** 3 inches

DRILLING CONTRACTOR Parratt-Wolff **GROUND WATER LEVELS:**

DRILLING METHOD Hand auger **AT TIME OF DRILLING** ---

LOGGED BY Matthew Jenny **CHECKED BY** Beau Hodge **AT END OF DRILLING** ---

NOTES _____ **AFTER DRILLING** ---

NCDOT_ENVIRONMENTAL - ALLEGION_LOGS_REV1.GPJ - 1/19/18 15:07 - N:\NCDOT\GN6523 PSA_NC 211 - WEST END\GINT\ALLEGION_LOGS_REV2.GPJ

DEPTH (ft)	U.S.C.S.	GRAPHIC LOG	MATERIAL DESCRIPTION	PID (ppm)	REMARKS
0.0					
		Concrete core; no recovery			
	SP	(SP) SAND with clay; brown; moist		0	Analyze SB-B2-1.5-2 and SB-B-DUP1 for VOCs
	SC	(SC) Clayey SAND; orange-ish brown; moist		0	
	SC	(SC) Clayey SAND; orange-ish brown; moist; increasing clay content		0	
2.5				0	
				0	

Bottom of borehole at 3.0 feet bgs.

CLIENT North Carolina Department of Transportation **PROJECT NAME** Former Stanley Furniture

PROJECT NUMBER GN6523 **PROJECT LOCATION** 5364 NC-211, West End, North Carolina

DATE STARTED 1/10/18 **COMPLETED** 1/10/18 **GROUND ELEVATION** _____ **HOLE SIZE** 3 inches

DRILLING CONTRACTOR Parratt-Wolff **GROUND WATER LEVELS:**

DRILLING METHOD Hand auger **AT TIME OF DRILLING** ---

LOGGED BY Matthew Jenny **CHECKED BY** Beau Hodge **AT END OF DRILLING** ---

NOTES _____ **AFTER DRILLING** ---





NCDOT_ENVIRONMENTAL - ALLEGION_LOGS_REV1.GPJ - 1/19/18 15:07 - N:\NCDOT\GN6523 PSA_NC 211 - WEST END\INT\ALLEGION_LOGS_REV2.GPJ

DEPTH (ft)	U.S.C.S.	GRAPHIC LOG	MATERIAL DESCRIPTION	PID (ppm)	REMARKS
0.0					
			Concrete core; no recovery		
	SP		(SP) SAND; orange-ish brown; moist; fine to medium	0	
	SP		(SP) SAA	0	
	SP		(SP) SAA; decreasing moisture content	0	
	SP		(SP) SAND with some gravel; orange-ish brown; moist	0	
				0	Analyze SB-B3-3.5-4 for VOCs

Bottom of borehole at 4.0 feet bgs.




CLIENT North Carolina Department of Transportation **PROJECT NAME** Former Stanley Furniture
PROJECT NUMBER GN6523 **PROJECT LOCATION** 5364 NC-211, West End, North Carolina
DATE STARTED 1/10/18 **COMPLETED** 1/10/18 **GROUND ELEVATION** _____ **HOLE SIZE** 3 inches
DRILLING CONTRACTOR Parratt-Wolff **GROUND WATER LEVELS:**
DRILLING METHOD Hand auger **AT TIME OF DRILLING** ---
LOGGED BY Matthew Jenny **CHECKED BY** Beau Hodge **AT END OF DRILLING** ---
NOTES _____ **AFTER DRILLING** ---

NCDOT_ENVIRONMENTAL - ALLEGION_LOGS_REV1.GPJ - 1/19/18 15:07 - N:\NCDOT\GN6523 PSA_NC 211 - WEST END\GINT\ALLEGION_LOGS_REV2.GPJ

DEPTH (ft)	U.S.C.S.	GRAPHIC LOG	MATERIAL DESCRIPTION	PID (ppm)	REMARKS
0.0					
0.5			Concrete core; no recovery		
0.5	SC		(SC) Clayey SAND; orange-ish brown; moist		
1.0	SC		(SC) SAA	0	
2.0	CL		(CL) CLAY with sand; orange-ish brown and red; moist	0	
3.0	CL		(CL) SAA	0	
4.0				0	Analyze SB-B4-3.5-4 for VOCs

Bottom of borehole at 4.0 feet bgs.

CLIENT North Carolina Department of Transportation **PROJECT NAME** Former Stanley Furniture
PROJECT NUMBER GN6523 **PROJECT LOCATION** 5364 NC-211, West End, North Carolina
DATE STARTED 1/9/18 **COMPLETED** 1/9/18 **GROUND ELEVATION** _____ **HOLE SIZE** 2.25 inches
DRILLING CONTRACTOR Parratt-Wolff **GROUND WATER LEVELS:**
DRILLING METHOD Ingersoll Rand A300 **AT TIME OF DRILLING** ---
LOGGED BY Matthew Jenny **CHECKED BY** Beau Hodge **AT END OF DRILLING** ---
NOTES _____ **AFTER DRILLING** ---

DEPTH (ft)	U.S.C.S.	GRAPHIC LOG	MATERIAL DESCRIPTION	PID (ppm)	REMARKS
0.0					
	GP		(GP) Gravel; gray		
	SP		(SP) SAND; light brown; moist	0.0	
				0.0	
				0.0	
2.5				0.0	
				0.0	
			No recovery	0.0	
				0.0	
5.0	SP		(SP) SAND; light brown; moist; fine to medium	0.0	
				0.0	
				0.0	
				0.0	
				0.0	Analyze SB-CE-1-6.5-7 for VOCs
7.5			No recovery	0.0	
				0.0	
10.0					

Bottom of borehole at 10.0 feet bgs.

CLIENT North Carolina Department of Transportation **PROJECT NAME** Former Stanley Furniture

PROJECT NUMBER GN6523 **PROJECT LOCATION** 5364 NC-211, West End, North Carolina




DATE STARTED 1/8/18 **COMPLETED** 1/8/18 **GROUND ELEVATION** _____ **HOLE SIZE** 2.25 inches

DRILLING CONTRACTOR Parratt-Wolff **GROUND WATER LEVELS:**

DRILLING METHOD Ingersoll Rand A300 **AT TIME OF DRILLING** ---

LOGGED BY Matthew Jenny **CHECKED BY** Beau Hodge **AT END OF DRILLING** ---

NOTES _____ **AFTER DRILLING** ---

DEPTH (ft)	U.S.C.S.	GRAPHIC LOG	MATERIAL DESCRIPTION	PID (ppm)	REMARKS
0.0			Concrete; no recovery		
0.5	SP		(SP) SAND; brown and black; moist; fine to medium	0.0	
2.3			No recovery	0.0	
2.5				0.0	
5.0	SP		(SP) SAND; orange-ish brown; moist; fine to medium	0.0	
7.0	CL		(CL) Sandy CLAY (CL); orange-ish brown; moist; plastic	0.0	Analyze SB-NE-7-7-7.5 for VOCs
7.5				0.0	
8.8			No recovery	0.0	
10.0				0.0	

Bottom of borehole at 10.0 feet bgs.

NCDOT_ENVIRONMENTAL - ALLEGION_LOGS_REV1.GPJ - 1/19/18 15:07 - N:\NCDOT\GN6523_PSA_NC 211 - WEST END\GINT\ALLEGION_LOGS_REV2.GPJ

CLIENT North Carolina Department of Transportation **PROJECT NAME** Former Stanley Furniture

PROJECT NUMBER GN6523 **PROJECT LOCATION** 5364 NC-211, West End, North Carolina




DATE STARTED 1/8/18 **COMPLETED** 1/8/18 **GROUND ELEVATION** _____ **HOLE SIZE** 2.25 inches

DRILLING CONTRACTOR Parratt-Wolff **GROUND WATER LEVELS:**

DRILLING METHOD Ingersoll Rand A300 **AT TIME OF DRILLING** ---

LOGGED BY Matthew Jenny **CHECKED BY** Beau Hodge **AT END OF DRILLING** ---

NOTES _____ **AFTER DRILLING** ---

DEPTH (ft)	U.S.C.S.	GRAPHIC LOG	MATERIAL DESCRIPTION	PID (ppm)	REMARKS
0.0					
0.5			Concrete; no recovery		
2.5	SP		(SP) SAND with clay; dark brown; moist; fine to medium	0.0 0.0 0.0 0.0 0.0	Analyze SB-CE-3-2-2.5 for VOCs
2.5			No recovery		
5.0	SP		(SP) SAND; orange-ish brown; moist; fine to medium	0.0 0.0 0.0 0.0 0.0	
7.5			No recovery		
7.8			No recovery		
10.0					

Bottom of borehole at 10.0 feet bgs.

NCDOT_ENVIRONMENTAL - ALLEGION_LOGS_REV1.GPJ - 1/19/18 15:07 - N:\NCDOT\GN6523_PSA_NC 211 - WEST END\GINT\ALLEGION_LOGS_REV2.GPJ



Consultants of NC, PC
NC License No.: C-3500

1300 South Mint Street
Suite 410
Charlotte, NC 28203

BORING NUMBER SB-CE-4

CLIENT <u>North Carolina Department of Transportation</u>	PROJECT NAME <u>Former Stanley Furniture</u>
PROJECT NUMBER <u>GN6523</u>	PROJECT LOCATION <u>5364 NC-211, West End, North Carolina</u>
DATE STARTED <u>1/9/18</u> COMPLETED <u>1/9/18</u>	GROUND ELEVATION _____ HOLE SIZE <u>2.25 inches</u>
DRILLING CONTRACTOR <u>Parratt-Wolff</u>	GROUND WATER LEVELS: AT TIME OF DRILLING <u>---</u> AT END OF DRILLING <u>---</u> AFTER DRILLING <u>---</u>
DRILLING METHOD <u>Ingersoll Rand A300</u>	
LOGGED BY <u>Matthew Jenny</u> CHECKED BY <u>Beau Hodge</u>	
NOTES _____	

DEPTH (ft)	U.S.C.S.	GRAPHIC LOG	MATERIAL DESCRIPTION	PID (ppm)	REMARKS
0.0			Concrete; no recovery		
	SP		(SP) SAND with clay; dark brown; moist; fine to medium	0.0	
	SP		(SP) SAND with clay; red-ish brown; moist; fine to medium	0.0	
			No recovery		
	SP		(SP) SAND with clay; orange-ish brown; low moisture; fine to medium	0.0	
	SP		(SP) SAND with clay; red and orange-ish brown; low moisture to dry	0.0	
			No recovery		
					Analyze SB-CE-4-9-9.5 for VOCs
10.0			Bottom of borehole at 10.0 feet bgs.		

CLIENT North Carolina Department of Transportation **PROJECT NAME** Former Stanley Furniture

PROJECT NUMBER GN6523 **PROJECT LOCATION** 5364 NC-211, West End, North Carolina



DATE STARTED 1/9/18 **COMPLETED** 1/9/18 **GROUND ELEVATION** _____ **HOLE SIZE** 2.25 inches

DRILLING CONTRACTOR Parratt-Wolff **GROUND WATER LEVELS:**

DRILLING METHOD Ingersoll Rand A300 **AT TIME OF DRILLING** ---

LOGGED BY Matthew Jenny **CHECKED BY** Beau Hodge **AT END OF DRILLING** ---

NOTES _____ **AFTER DRILLING** ---

DEPTH (ft)	U.S.C.S.	GRAPHIC LOG	MATERIAL DESCRIPTION	PID (ppm)	REMARKS
0.0			Concrete; no recovery		
	SP		(SP) SAND; brown; moist; fine to medium	0.0	Analyze SB-CE-5-5-5.5 for VOCs
			No recovery	0.0	
			No recovery	0.0	
	SP		(SP) SAND with clay; dark brown; moist; fine to medium	0.0	
			SAND; orange-ish brown; moist; fine to medium	0.0	
			No recovery	0.0	
10.0					

Bottom of borehole at 10.0 feet bgs.

NCDOT_ENVIRONMENTAL - ALLEGION_LOGS_REV1.GPJ - 1/19/18 15:07 - N:\NCDOT\GN6523_PSA_NC 211 - WEST END\GINT\ALLEGION_LOGS_REV2.GPJ

CLIENT North Carolina Department of Transportation **PROJECT NAME** Former Stanley Furniture

PROJECT NUMBER GN6523 **PROJECT LOCATION** 5364 NC-211, West End, North Carolina

DATE STARTED 1/9/18 **COMPLETED** 1/9/18 **GROUND ELEVATION** _____ **HOLE SIZE** 2.25 inches

DRILLING CONTRACTOR Parratt-Wolff **GROUND WATER LEVELS:**

DRILLING METHOD Ingersoll Rand A300 **AT TIME OF DRILLING** ---

LOGGED BY Matthew Jenny **CHECKED BY** Beau Hodge **AT END OF DRILLING** ---







NOTES _____ **AFTER DRILLING** ---

DEPTH (ft)	U.S.C.S.	GRAPHIC LOG	MATERIAL DESCRIPTION	PID (ppm)	REMARKS
0.0					
	OL		(OL) Topsoil black; moist		
	SP		(SP) SAND; brown; moist; fine to medium	0.0	
				0.0	
				0.0	
				0.0	
2.5			No recovery	0.0	
				0.0	
				0.0	
5.0	SP		(SP) SAND; light brown; moist; fine to medium	0.0	
				0.0	
				0.0	
				0.0	
				0.0	Analyze SB-CE-6-6.5 for VOCs
7.5			No recovery		
10.0					

Bottom of borehole at 10.0 feet bgs.

NCDOT_ENVIRONMENTAL - ALLEGION_LOGS_REV1.GPJ - 1/19/18 15:07 - N:\NCDOT\GN6523_PSA_NC 211 - WEST END\GINT\ALLEGION_LOGS_REV2.GPJ

CLIENT North Carolina Department of Transportation **PROJECT NAME** Former Stanley Furniture
PROJECT NUMBER GN6523 **PROJECT LOCATION** 5364 NC-211, West End, North Carolina
DATE STARTED 1/9/18 **COMPLETED** 1/9/18 **GROUND ELEVATION** _____ **HOLE SIZE** 2.25 inches
DRILLING CONTRACTOR Parratt-Wolff **GROUND WATER LEVELS:**
DRILLING METHOD Ingersoll Rand A300 **AT TIME OF DRILLING** ---
LOGGED BY Matthew Jenny **CHECKED BY** Beau Hodge **AT END OF DRILLING** ---
NOTES _____ **AFTER DRILLING** ---

DEPTH (ft)	U.S.C.S.	GRAPHIC LOG	MATERIAL DESCRIPTION	PID (ppm)	REMARKS
0.0					
0.5			Concrete; no recovery		
1.0	SP		(SP) SAND with clay; orange-ish brown; moist; fine to medium	0.0	
2.5			No recovery	0.0	
5.0	SP		(SP) SAND; brown; moist; fine to medium	0.0	
7.5			No recovery	0.0	
10.0	SP		(SP) SAND with clay; brown; moist; fine to medium	0.0	Analyze SB-CE-7-9.5-10 for VOCs
10.5	SP		(SP) SAND; light brown; moist; fine to medium	0.0	
12.5	SC		(SC) Clayey SAND; light brown; moist	0.0	
15.0			No recovery		

Bottom of borehole at 15.0 feet bgs.

NCDOT_ENVIRONMENTAL - ALLEGION_LOGS_REV1.GPJ - 1/19/18 15:07 - N:\NCDOT\GN6523_PSA_NC 211 - WEST END\GINT\ALLEGION_LOGS_REV2.GPJ

CLIENT North Carolina Department of Transportation **PROJECT NAME** Former Stanley Furniture
PROJECT NUMBER GN6523 **PROJECT LOCATION** 5364 NC-211, West End, North Carolina
DATE STARTED 1/9/18 **COMPLETED** 1/9/18 **GROUND ELEVATION** _____ **HOLE SIZE** 2.25 inches
DRILLING CONTRACTOR Parratt-Wolff **GROUND WATER LEVELS:**
DRILLING METHOD Ingersoll Rand A300 **AT TIME OF DRILLING** ---
LOGGED BY Matthew Jenny **CHECKED BY** Beau Hodge **AT END OF DRILLING** ---
NOTES _____ **AFTER DRILLING** ---

DEPTH (ft)	U.S.C.S.	GRAPHIC LOG	MATERIAL DESCRIPTION	PID (ppm)	REMARKS
0.0					
			Concrete; no recovery		
	SP		(SP) SAND; light brown; moist; fine to medium	0.0	
				0.0	
				0.0	
			No recovery	0.0	
2.5					
5.0	SP		(SP) SAND; brown; moist; fine to medium	0.0	
				0.0	
				0.0	
				0.0	
				0.0	
7.5					
			No recovery	0.0	
10.0	SP		(SP) SAND with some gravel; light brown; moist; fine to medium	0.0	Analyze SB-CE-8-9.5-10 for VOCs
				0.0	
				0.0	
				0.0	
				0.0	
				0.0	
12.5					
			No recovery	0.0	
15.0					

Bottom of borehole at 15.0 feet bgs.

NCDOT_ENVIRONMENTAL - ALLEGION_LOGS_REV1.GPJ - 1/19/18 15:07 - N:\NCDOT\GN6523_PSA_NC 211 - WEST END\GINT\ALLEGION_LOGS_REV2.GPJ

CLIENT North Carolina Department of Transportation **PROJECT NAME** Former Stanley Furniture
PROJECT NUMBER GN6523 **PROJECT LOCATION** 5364 NC-211, West End, North Carolina
DATE STARTED 1/9/18 **COMPLETED** 1/9/18 **GROUND ELEVATION** _____ **HOLE SIZE** 2.25 inches
DRILLING CONTRACTOR Parratt-Wolff **GROUND WATER LEVELS:**
DRILLING METHOD Ingersoll Rand A300 **AT TIME OF DRILLING** ---
LOGGED BY Matthew Jenny **CHECKED BY** Beau Hodge **AT END OF DRILLING** ---
NOTES _____ **AFTER DRILLING** ---

DEPTH (ft)	U.S.C.S.	GRAPHIC LOG	MATERIAL DESCRIPTION	PID (ppm)	REMARKS
0.0					
			Concrete; no recovery		
	SP		(SP) SAND; light brown; moist; fine to medium	0.0	Analyze SB-CE-9-5-5.5 and SB-CE-DUP1 for VOCs
				0.0	
				0.0	
2.5				0.0	
			No recovery	0.0	
				0.0	
5.0	SP		(SP) SAND; black and dark brown; moist; fine to medium	0.0	
				0.0	
	SP		(SP) SAND; brown; moist	0.0	
7.5				0.0	
			No recovery	0.0	
				0.0	
	SP		(SP) SAND with gravel; brown to white; low moisture; fine to medium	0.0	
	SP		(SP) SAND; light brown; low moisture; fine to medium	0.0	
12.5				0.0	
				0.0	
15.0				0.0	

Bottom of borehole at 15.0 feet bgs.

NCDOT_ENVIRONMENTAL - ALLEGION_LOGS_REV1.GPJ - 1/19/18 15:07 - N:\NCDOT\GN6523_PSA_NC 211 - WEST END\GINT\ALLEGION_LOGS_REV2.GPJ

CLIENT North Carolina Department of Transportation **PROJECT NAME** Former Stanley Furniture

PROJECT NUMBER GN6523 **PROJECT LOCATION** 5364 NC-211, West End, North Carolina

DATE STARTED 1/9/18 **COMPLETED** 1/9/18 **GROUND ELEVATION** _____ **HOLE SIZE** 2.25 inches

DRILLING CONTRACTOR Parratt-Wolff **GROUND WATER LEVELS:**

DRILLING METHOD Ingersoll Rand A300 **AT TIME OF DRILLING** ---

LOGGED BY Matthew Jenny **CHECKED BY** Beau Hodge **AT END OF DRILLING** ---

NOTES _____ **AFTER DRILLING** ---

DEPTH (ft)	U.S.C.S.	GRAPHIC LOG	MATERIAL DESCRIPTION	PID (ppm)	REMARKS
0.0					
	OL		(OL) Topsoil; black		
	SP		(SP) SAND; orange-ish brown; moist; fine to medium	0.0	
				0.0	
				0.0	
				0.0	
				0.0	
2.5			No recovery		
5.0	SP		(SP) SAA	0.0	
				0.0	
				0.0	
				0.0	
				0.0	
7.5			No recovery		Analyze SB-CE-10-7-7.5
10.0					

Bottom of borehole at 10.0 feet bgs.

NCDOT_ENVIRONMENTAL - ALLEGION_LOGS_REV1.GPJ - 1/19/18 15:07 - N:\NCDOT\GN6523_PSA_NC 211 - WEST END\GINT\ALLEGION_LOGS_REV2.GPJ

CLIENT North Carolina Department of Transportation **PROJECT NAME** Former Stanley Furniture
PROJECT NUMBER GN6523 **PROJECT LOCATION** 5364 NC-211, West End, North Carolina
DATE STARTED 1/9/18 **COMPLETED** 1/9/18 **GROUND ELEVATION** _____ **HOLE SIZE** 2.25 inches
DRILLING CONTRACTOR Parratt-Wolff **GROUND WATER LEVELS:**
DRILLING METHOD Ingersoll Rand A300 **AT TIME OF DRILLING** ---
LOGGED BY Matthew Jenny **CHECKED BY** Beau Hodge **AT END OF DRILLING** ---
NOTES _____ **AFTER DRILLING** ---

DEPTH (ft)	U.S.C.S.	GRAPHIC LOG	MATERIAL DESCRIPTION	PID (ppm)	REMARKS
0.0	SP		(SP) SAND; orange-ish brown; moist; fine to medium	0.0	
2.0			No recovery	0.0	
5.0	SP		(SP) SAND; white and brown; moist; slight odor (non-petroleum)	30	Analyze SB-CE-11-5-5.5 for VOCs
6.0	SP		(SP) SAND; light brown; moist; fine to medium	19	
7.5			No recovery	5	
10.0				3	

Bottom of borehole at 10.0 feet bgs.

NCDOT_ENVIRONMENTAL - ALLEGION_LOGS_REV1.GPJ - 1/19/18 15:07 - N:\NCDOT\GN6523_PSA_NC_211 - WEST END\GINT\ALLEGION_LOGS_REV2.GPJ

CLIENT North Carolina Department of Transportation **PROJECT NAME** Former Stanley Furniture

PROJECT NUMBER GN6523 **PROJECT LOCATION** 5364 NC-211, West End, North Carolina

DATE STARTED 1/9/18 **COMPLETED** 1/9/18 **GROUND ELEVATION** _____ **HOLE SIZE** 3 inches

DRILLING CONTRACTOR Parratt-Wolff **GROUND WATER LEVELS:**

DRILLING METHOD Hand auger **AT TIME OF DRILLING** ---

LOGGED BY Matthew Jenny **CHECKED BY** Beau Hodge **AT END OF DRILLING** ---

NOTES _____ **AFTER DRILLING** ---

NCDOT_ENVIRONMENTAL - ALLEGION_LOGS_REV1.GPJ - 1/19/18 15:07 - N:\NCDOT\GN6523_PSA_NC 211 - WEST END\GINT\ALLEGION_LOGS_REV2.GPJ

DEPTH (ft)	U.S.C.S.	GRAPHIC LOG	MATERIAL DESCRIPTION	PID (ppm)	REMARKS
0.0	OL		(OL) Topsoil; black-ish brown; moist		
0.5	SP		(SP) SAND; dark brown; moist; fine to medium	0.0	
2.5	SP		(SP) SAND; dark brown; moist; fine to medium	0.0	
4.0				0.0	

Refusal at 4.0 feet.
 Bottom of borehole at 4.0 feet bgs.

Analyze SB-CE-12-3.5-4 for VOCs

CLIENT North Carolina Department of Transportation **PROJECT NAME** Former Stanley Furniture

PROJECT NUMBER GN6523 **PROJECT LOCATION** 5364 NC-211, West End, North Carolina

DATE STARTED 1/9/18 **COMPLETED** 1/9/18 **GROUND ELEVATION** _____ **HOLE SIZE** 2.25 inches

DRILLING CONTRACTOR Parratt-Wolff **GROUND WATER LEVELS:**

DRILLING METHOD Ingersoll Rand A300 **AT TIME OF DRILLING** ---

LOGGED BY Matthew Jenny **CHECKED BY** Beau Hodge **AT END OF DRILLING** ---

NOTES _____ **AFTER DRILLING** ---

DEPTH (ft)	U.S.C.S.	GRAPHIC LOG	MATERIAL DESCRIPTION	PID (ppm)	REMARKS
0.0	SP		(SP) SAND with some gravel; brown and black; moist; fine to medium	0.0 0.0 0.0 0.0 0.0	
2.5			No recovery		
5.0	SP		(SP) SAND with some gravel; light brown; moist; fine to medium	0.0 0.0 0.0 0.0 0.0	Analyze SB-CE-13-5-5.5 for VOCs
7.5			No recovery		
10.0					

Bottom of borehole at 10.0 feet bgs.

NCDOT_ENVIRONMENTAL - ALLEGION_LOGS_REV1.GPJ - 1/19/18 15:07 - N:\NCDOT\GN6523_PSA_NC 211 - WEST END\GINT\ALLEGION_LOGS_REV2.GPJ

CLIENT North Carolina Department of Transportation **PROJECT NAME** Former Stanley Furniture

PROJECT NUMBER GN6523 **PROJECT LOCATION** 5364 NC-211, West End, North Carolina



DATE STARTED 1/8/18 **COMPLETED** 1/8/18 **GROUND ELEVATION** _____ **HOLE SIZE** 2.25 inches

DRILLING CONTRACTOR Parratt-Wolff **GROUND WATER LEVELS:**

DRILLING METHOD Ingersoll Rand A300 **AT TIME OF DRILLING** ---

LOGGED BY Matthew Jenny **CHECKED BY** Beau Hodge **AT END OF DRILLING** ---




NOTES _____ **AFTER DRILLING** ---

DEPTH (ft)	U.S.C.S.	GRAPHIC LOG	MATERIAL DESCRIPTION	PID (ppm)	REMARKS
0.0					
0.5			Concrete; no recovery		
0.5	SP		(SP) SAND; orange-ish brown; moist; fine to medium	0.1	
3.0	SP		(SP) No recovery	0.1	
5.0	SP		(SP) SAND; brown to orange-ish brown; moist; fine to medium	0.1	
7.0			No recovery	0.1	Analyze SB-NE-1-6.5-7 for VOCs
10.0					

Bottom of borehole at 10.0 feet bgs.

NCDOT_ENVIRONMENTAL - ALLEGION_LOGS_REV1.GPJ - 1/19/18 15:07 - N:\NCDOT\GN6523_PSA_NC 211 - WEST END\GINT\ALLEGION_LOGS_REV2.GPJ

CLIENT North Carolina Department of Transportation **PROJECT NAME** Former Stanley Furniture
PROJECT NUMBER GN6523 **PROJECT LOCATION** 5364 NC-211, West End, North Carolina
DATE STARTED 1/8/18 **COMPLETED** 1/8/18 **GROUND ELEVATION** _____ **HOLE SIZE** 2.25 inches
DRILLING CONTRACTOR Parratt-Wolff **GROUND WATER LEVELS:**
DRILLING METHOD Ingersoll Rand A300 **AT TIME OF DRILLING** ---
LOGGED BY Matthew Jenny **CHECKED BY** Beau Hodge **AT END OF DRILLING** ---
NOTES _____ **AFTER DRILLING** ---

DEPTH (ft)	U.S.C.S.	GRAPHIC LOG	MATERIAL DESCRIPTION	PID (ppm)	REMARKS
0.0					
			Concrete; no recovery		
	SP		(SP) SAND; brown; moist; fine to medium	0.1	
				0	
				0	
2.5				0	
				0	
			No recovery	0	
				0	
5.0	SP		(SP) SAND; dark brown; moist; fine to medium	0	
				0	
				0	
7.5				0	
				0	
			No recovery	0	Analyze SB-NE-2-7.5-8 for VOCs
				0	
10.0					





Bottom of borehole at 10.0 feet bgs.

NCDOT_ENVIRONMENTAL - ALLEGION_LOGS_REV1.GPJ - 1/19/18 15:07 - N:\NCDOT\GN6523_PSA_NC 211 - WEST END\GINT\ALLEGION_LOGS_REV2.GPJ

CLIENT North Carolina Department of Transportation
PROJECT NUMBER GN6523
DATE STARTED 1/8/18 **COMPLETED** 1/8/18
DRILLING CONTRACTOR Parratt-Wolff
DRILLING METHOD Ingersoll Rand A300
LOGGED BY Matthew Jenny **CHECKED BY** Beau Hodge
NOTES





PROJECT NAME Former Stanley Furniture
PROJECT LOCATION 5364 NC-211, West End, North Carolina
GROUND ELEVATION _____ **HOLE SIZE** 2.25 inches
GROUND WATER LEVELS:
AT TIME OF DRILLING ---
AT END OF DRILLING ---
AFTER DRILLING ---

NCDOT_ENVIRONMENTAL - ALLEGION_LOGS_REV1.GPJ - 1/19/18 15:07 - N:\NCDOT\GN6523_PSA_NC 211 - WEST END\GINT\ALLEGION_LOGS_REV2.GPJ

DEPTH (ft)	U.S.C.S.	GRAPHIC LOG	MATERIAL DESCRIPTION	PID (ppm)	REMARKS
0.0			Concrete; no recovery		
0.5	SP		(SP) SAND; orange-ish brown; moist; fine to medium	0	
2.0			No recovery	0	
5.0	SP		(SP) SAA	0.1	
5.5	GP		(GP) Gravel (concrete); gray-ish white	0.1	
5.8	SP		(SP) SAND; brown to light brown; moist; fine to medium	0.1	
6.8			No recovery; DPT refusal at 8 feet below ground surface	1.0	Analyze SB-NE-3-6-6.5 for VOCs
7.5					
8.0					

Refusal at 8.0 feet.
 Bottom of borehole at 8.0 feet bgs.

CLIENT North Carolina Department of Transportation **PROJECT NAME** Former Stanley Furniture
PROJECT NUMBER GN6523 **PROJECT LOCATION** 5364 NC-211, West End, North Carolina
DATE STARTED 1/8/18 **COMPLETED** 1/8/18 **GROUND ELEVATION** _____ **HOLE SIZE** 2.25 inches
DRILLING CONTRACTOR Parratt-Wolff **GROUND WATER LEVELS:**
DRILLING METHOD Ingersoll Rand A300 **AT TIME OF DRILLING** ---
LOGGED BY Matthew Jenny **CHECKED BY** Beau Hodge **AT END OF DRILLING** ---
NOTES _____ **AFTER DRILLING** ---

DEPTH (ft)	U.S.C.S.	GRAPHIC LOG	MATERIAL DESCRIPTION	PID (ppm)	REMARKS
0.0					
0.5			Concrete; no recovery		
0.5	SP		(SP) SAND; orange-ish brown; moist; fine to medium	0.1	
2.5			No recovery	0	
5.0	SP		(SP) SAA	0	
5.5	SP		(SP) SAND; brown to black; moist; fine to medium	0.1	Analyze SB-NE-4-5.5-6 for VOCs
7.0			No recovery	0	
7.5					
10.0					

Bottom of borehole at 10.0 feet bgs.

NCDOT_ENVIRONMENTAL - ALLEGION_LOGS_REV1.GPJ - 1/19/18 15:07 - N:\NCDOT\GN6523_PSA_NC 211 - WEST END\GINT\ALLEGION_LOGS_REV2.GPJ

CLIENT North Carolina Department of Transportation **PROJECT NAME** Former Stanley Furniture

PROJECT NUMBER GN6523 **PROJECT LOCATION** 5364 NC-211, West End, North Carolina




DATE STARTED 1/8/18 **COMPLETED** 1/8/18 **GROUND ELEVATION** _____ **HOLE SIZE** 2.25 inches

DRILLING CONTRACTOR Parratt-Wolff **GROUND WATER LEVELS:**

DRILLING METHOD Ingersoll Rand A300 **AT TIME OF DRILLING** ---

LOGGED BY Matthew Jenny **CHECKED BY** Beau Hodge **AT END OF DRILLING** ---

NOTES _____ **AFTER DRILLING** ---

DEPTH (ft)	U.S.C.S.	GRAPHIC LOG	MATERIAL DESCRIPTION	PID (ppm)	REMARKS
0.0			Concrete; no recovery		
0.5	SP		(SP) SAND; orange-ish brown; moist; fine to medium	0.0	
2.3			No recovery	0.0	
2.5				0.0	
5.0	SP		(SP) SAA	0.1	
7.5				1.1	
7.8	CL		(CL) CLAY with sand; red to gray; moist; plastic; solvent odor	0.5	Analyze SB-NE-5-6-6.5 for VOCs
8.5			No recovery	0.4	
10.0				133	
				107	
				364	Analyze SB-NE-5-8-8.5 for VOCs

Bottom of borehole at 10.0 feet bgs.

NCDOT_ENVIRONMENTAL - ALLEGION_LOGS_REV1.GPJ - 1/19/18 15:07 - N:\NCDOT\GN6523_PSA_NC 211 - WEST END\GINT\ALLEGION_LOGS_REV2.GPJ

CLIENT North Carolina Department of Transportation **PROJECT NAME** Former Stanley Furniture

PROJECT NUMBER GN6523 **PROJECT LOCATION** 5364 NC-211, West End, North Carolina

DATE STARTED 1/8/18 **COMPLETED** 1/8/18 **GROUND ELEVATION** _____ **HOLE SIZE** 2.25 inches

DRILLING CONTRACTOR Parratt-Wolff **GROUND WATER LEVELS:**

DRILLING METHOD Ingersoll Rand A300 **AT TIME OF DRILLING** ---





LOGGED BY Matthew Jenny **CHECKED BY** Beau Hodge **AT END OF DRILLING** ---

NOTES _____ **AFTER DRILLING** ---

DEPTH (ft)	U.S.C.S.	GRAPHIC LOG	MATERIAL DESCRIPTION	PID (ppm)	REMARKS
0.0					
0.5			Asphalt; no recovery		
0.5	SP		(SP) SAND; orange-ish brown; moist; fine to medium; solvent odor	212	Analyze SB-NE-1-6-0.5-1 for VOCs
1.0	SP		(SP) SAND; black to light brown; moist; fine to medium; no odor	22	
2.0	SP		(SP) SAND; light brown; moist; fine to medium	20.3	
2.5				3	
2.8			No recovery	9	
5.0	SP		(SP) SAND with some gravel; black; moist	8	
5.8	SP		(SP) SAND; orange-ish brown; moist; fine to medium	2.6	
7.5				1.7	
8.0	SC		(SC) Clayey SAND; red and gray; low moisture; hard; solvent odor	1.5	
9.3			No recovery	1.3	
10.0	SP		(SP) SAND with clay; light brown; moist; solvent odor	40	
11.0	CL		(CL) CLAY with sand; red; hard; low moisture; solvent odor	160	
12.5				12	
14.0			No recovery	12.8	
15.0				15	
				167	
				151	
				382	
				144	
				167	
					Analyze SB-NE-6-13-13.5 for VOCs

Bottom of borehole at 15.0 feet bgs.

CLIENT North Carolina Department of Transportation **PROJECT NAME** Former Stanley Furniture
PROJECT NUMBER GN6523 **PROJECT LOCATION** 5364 NC-211, West End, North Carolina
DATE STARTED 1/8/18 **COMPLETED** 1/8/18 **GROUND ELEVATION** _____ **HOLE SIZE** 2.25 inches
DRILLING CONTRACTOR Parratt-Wolff **GROUND WATER LEVELS:**
DRILLING METHOD Ingersoll Rand A300 **AT TIME OF DRILLING** ---
LOGGED BY Matthew Jenny **CHECKED BY** Beau Hodge **AT END OF DRILLING** ---
NOTES _____ **AFTER DRILLING** ---



DEPTH (ft)	U.S.C.S.	GRAPHIC LOG	MATERIAL DESCRIPTION	PID (ppm)	REMARKS
0.0					
0.5			Concrete; no recovery		
1.2	SP		(SP) SAND; orange-ish brown to black to light brown; moist; fine to medium	1.2	
1.6				1.6	
1.9				1.9	
2.5				2.5	
1.8				1.8	
3.0			No recovery		
5.0	SP		(SP) SAND; black to light gray-ish brown; moist; fine to medium		
0.2				0.2	
0.2				0.2	
0.2				0.2	
7.0	CL		(CL) Sandy CLAY (CL); red-ish brown and gray; low moisture; hard	0.5	
0.2				0.2	Analyze SB-NE-7-7-7.5 for VOCs
0.1				0.1	
8.5			No recovery	0.1	
10.0					

Bottom of borehole at 10.0 feet bgs.

NCDOT_ENVIRONMENTAL - ALLEGION_LOGS_REV1.GPJ - 1/19/18 15:07 - N:\NCDOT\GN6523_PSA_NC 211 - WEST END\GINT\ALLEGION_LOGS_REV2.GPJ

CLIENT North Carolina Department of Transportation **PROJECT NAME** Former Stanley Furniture
PROJECT NUMBER GN6523 **PROJECT LOCATION** 5364 NC-211, West End, North Carolina
DATE STARTED 1/8/18 **COMPLETED** 1/8/18 **GROUND ELEVATION** _____ **HOLE SIZE** 2.25 inches
DRILLING CONTRACTOR Parratt-Wolff **GROUND WATER LEVELS:**
DRILLING METHOD Ingersoll Rand A300 **AT TIME OF DRILLING** ---
LOGGED BY Matthew Jenny **CHECKED BY** Beau Hodge **AT END OF DRILLING** ---
NOTES _____ **AFTER DRILLING** ---



NCDOT_ENVIRONMENTAL - ALLEGION_LOGS_REV1.GPJ - 1/19/18 15:07 - N:\NCDOT\GN6523 PSA_NC 211 - WEST END\GINT\ALLEGION_LOGS_REV2.GPJ

DEPTH (ft)	U.S.C.S.	GRAPHIC LOG	MATERIAL DESCRIPTION	PID (ppm)	REMARKS
0.0					
	OL		(OL) Topsoil; dark brown to black; moist		
	SP		(SP) SAND; light brown; moist; fine to medium	0.0	
2.5				0.0	
4.0				0.0	

Bottom of borehole at 4.0 feet bgs.

Analyze SB-NE-8-3.5-4 for VOCs

CLIENT North Carolina Department of Transportation **PROJECT NAME** Former Stanley Furniture
PROJECT NUMBER GN6523 **PROJECT LOCATION** 5364 NC-211, West End, North Carolina
DATE STARTED 1/10/18 **COMPLETED** 1/10/18 **GROUND ELEVATION** _____ **HOLE SIZE** 2.25 inches
DRILLING CONTRACTOR Parratt-Wolff **GROUND WATER LEVELS:**
DRILLING METHOD Ingersoll Rand A300 **AT TIME OF DRILLING** ---
LOGGED BY Matthew Jenny **CHECKED BY** Beau Hodge **AT END OF DRILLING** ---
NOTES _____ **AFTER DRILLING** ---

DEPTH (ft)	U.S.C.S.	GRAPHIC LOG	MATERIAL DESCRIPTION	PID (ppm)	REMARKS
0.0			Concrete; no recovery		
0.5	SP		(SP) SAND; light brown; moist; fine to medium	0.0	
2.5			No recovery	0.0	
3.0				0.0	
5.0	SP		(SP) SAND with some gravel; light brown; moist; fine to medium	0.0	
7.5				0.0	
8.0			No recovery	0.0	Analyze SB-NE-9-7.5-8 for VOCs
10.0					

Bottom of borehole at 10.0 feet bgs.

CLIENT North Carolina Department of Transportation **PROJECT NAME** Former Stanley Furniture

PROJECT NUMBER GN6523 **PROJECT LOCATION** 5364 NC-211, West End, North Carolina

DATE STARTED 1/10/18 **COMPLETED** 1/10/18 **GROUND ELEVATION** _____ **HOLE SIZE** 3 inches





DRILLING CONTRACTOR Parratt-Wolff **GROUND WATER LEVELS:**

DRILLING METHOD Hand auger **AT TIME OF DRILLING** ---

LOGGED BY Matthew Jenny **CHECKED BY** Beau Hodge **AT END OF DRILLING** ---

NOTES _____ **AFTER DRILLING** ---

NCDOT_ENVIRONMENTAL - ALLEGION_LOGS_REV1.GPJ - 1/19/18 15:07 - N:\NCDOT\GN6523 PSA_NC 211 - WEST END\GINT\ALLEGION_LOGS_REV2.GPJ

DEPTH (ft)	U.S.C.S.	GRAPHIC LOG	MATERIAL DESCRIPTION	PID (ppm)	REMARKS
0.0					
0.5			Gravel, rocks, brick; fill material		
1.0	SP		(SP) SAND; light brown; moist	0.0	
1.5	SP		(SP) SAA	0.0	
2.0	SP		(SP) SAND with clay; light brown	0.0	
2.5					
3.0				0.0	Analyze SB-NW-1-2.5-3 for VOCs

Refusal at 3.0 feet.
 Bottom of borehole at 3.0 feet bgs.




CLIENT North Carolina Department of Transportation **PROJECT NAME** Former Stanley Furniture
PROJECT NUMBER GN6523 **PROJECT LOCATION** 5364 NC-211, West End, North Carolina
DATE STARTED 1/9/18 **COMPLETED** 1/9/18 **GROUND ELEVATION** _____ **HOLE SIZE** 2.25 inches
DRILLING CONTRACTOR Parratt-Wolff **GROUND WATER LEVELS:**
DRILLING METHOD Ingersoll Rand A300 **AT TIME OF DRILLING** ---
LOGGED BY Matthew Jenny **CHECKED BY** Beau Hodge **AT END OF DRILLING** ---
NOTES _____ **AFTER DRILLING** ---

DEPTH (ft)	U.S.C.S.	GRAPHIC LOG	MATERIAL DESCRIPTION	PID (ppm)	REMARKS
0.0	SP		(SP) SAND with brick and gravel; black; moist	0.0	
1.5	SP		(SP) SAND; light brown; moist; fine to medium	0.0	Analyze SB-S1-1.5-2 for VOCs
3.8			No recovery	0.0	
5.0	SP		(SP) SAND; dark brown to black-ish; moist; fine to medium; solvent odor	120	Analyze SB-S1-5-5.5 and SB-S-DUP1 for VOCs
5.5	SP		(SP) SAND; light brown; moist; fine to medium	60	
7.5			No recovery	20	
8.0			No recovery	5	
10.0			No recovery	5	

Bottom of borehole at 10.0 feet bgs.

NCDOT_ENVIRONMENTAL - ALLEGION_LOGS_REV1.GPJ - 1/19/18 15:07 - N:\NCDOT\GN6523_PSA_NC_211 - WEST END\GINT\ALLEGION_LOGS_REV2.GPJ

CLIENT <u>North Carolina Department of Transportation</u>		PROJECT NAME <u>Former Stanley Furniture</u>	
PROJECT NUMBER <u>GN6523</u>		PROJECT LOCATION <u>5364 NC-211, West End, North Carolina</u>	
DATE STARTED <u>1/9/18</u>	COMPLETED <u>1/9/18</u>	GROUND ELEVATION _____	HOLE SIZE <u>2.25 inches</u>
DRILLING CONTRACTOR <u>Parratt-Wolff</u>		GROUND WATER LEVELS:	
DRILLING METHOD <u>Ingersoll Rand A300</u>		AT TIME OF DRILLING <u>---</u>	
LOGGED BY <u>Matthew Jenny</u>		AT END OF DRILLING <u>---</u>	
CHECKED BY <u>Beau Hodge</u>		AFTER DRILLING <u>---</u>	
NOTES _____			

DEPTH (ft)	U.S.C.S.	GRAPHIC LOG	MATERIAL DESCRIPTION	PID (ppm)	REMARKS
0.0	OL		(OL) Topsoil; black; moist		
	SP		(SP) SAND; light brown; moist; fine to medium	0.0	
			No recovery	0.0	
2.5				0.0	
			No recovery	0.0	
3.5				0.0	
	SP		(SP) SAND; light brown; moist; fine to medium	0.0	Analyze SB-S2-5.5-6 for VOCs
5.0				0.0	
			No recovery	0.0	
7.5				0.0	
			No recovery	0.0	
8.3				0.0	
10.0				0.0	

Bottom of borehole at 10.0 feet bgs.

CLIENT North Carolina Department of Transportation **PROJECT NAME** Former Stanley Furniture

PROJECT NUMBER GN6523 **PROJECT LOCATION** 5364 NC-211, West End, North Carolina

DATE STARTED 1/9/18 **COMPLETED** 1/9/18 **GROUND ELEVATION** _____ **HOLE SIZE** 2.25 inches

DRILLING CONTRACTOR Parratt-Wolff **GROUND WATER LEVELS:**

DRILLING METHOD Ingersoll Rand A300 **AT TIME OF DRILLING** ---

LOGGED BY Matthew Jenny **CHECKED BY** Beau Hodge **AT END OF DRILLING** ---

NOTES _____ **AFTER DRILLING** ---

DEPTH (ft)	U.S.C.S.	GRAPHIC LOG	MATERIAL DESCRIPTION	PID (ppm)	REMARKS
0.0	SP		(SP) SAND; black to brown; moist; fine to medium; potentially petroleum stained at 1.5 ft. BLS	0.0	Analyze SB-S3-1.5-2 for VOCs and TPH
2.5				0.0	
3.0			No recovery	0.0	
5.0	SP		(SP) SAND; brown; moist; fine to medium	0.0	
7.5				0.0	
8.0			No recovery	0.0	
10.0				0.0	

Bottom of borehole at 10.0 feet bgs.

NCDOT_ENVIRONMENTAL - ALLEGION_LOGS_REV1.GPJ - 1/19/18 15:07 - N:\NCDOT\GN6523_PSA_NC 211 - WEST END\GINT\ALLEGION_LOGS_REV2.GPJ

CLIENT North Carolina Department of Transportation **PROJECT NAME** Former Stanley Furniture

PROJECT NUMBER GN6523 **PROJECT LOCATION** 5364 NC-211, West End, North Carolina

DATE STARTED 1/9/18 **COMPLETED** 1/9/18 **GROUND ELEVATION** _____ **HOLE SIZE** 2.25 inches

DRILLING CONTRACTOR Parratt-Wolff **GROUND WATER LEVELS:**

DRILLING METHOD Ingersoll Rand A300 **AT TIME OF DRILLING** ---

LOGGED BY Matthew Jenny **CHECKED BY** Beau Hodge **AT END OF DRILLING** ---

NOTES _____ **AFTER DRILLING** ---

DEPTH (ft)	U.S.C.S.	GRAPHIC LOG	MATERIAL DESCRIPTION	PID (ppm)	REMARKS
0.0	SP		(SP) SAND with gravel and concrete (i.e., fill); black and dark brown; moist; fine to medium	0.0	
1.5	SP		(SP) SAND; dark brown to light brown; moist; fine to medium	0.0	
3.0			No recovery	0.0	
5.0	SP		(SP) SAND; light brown and dark brown to black; moist; fine to medium	0.0	Analyze SB-S4-5.5-6 for VOCs and TPH
7.3			No recovery	0.0	
10.0				0.0	

Bottom of borehole at 10.0 feet bgs.

NCDOT_ENVIRONMENTAL - ALLEGION_LOGS_REV1.GPJ - 1/19/18 15:07 - N:\NCDOT\GN6523_PSA_NC 211 - WEST END\GINT\ALLEGION_LOGS_REV2.GPJ

CLIENT North Carolina Department of Transportation **PROJECT NAME** Former Stanley Furniture

PROJECT NUMBER GN6523 **PROJECT LOCATION** 5364 NC-211, West End, North Carolina



DATE STARTED 1/10/18 **COMPLETED** 1/10/18 **GROUND ELEVATION** _____ **HOLE SIZE** 2.25 inches

DRILLING CONTRACTOR Parratt-Wolff **GROUND WATER LEVELS:**

DRILLING METHOD Ingersoll Rand A300 **AT TIME OF DRILLING** ---

LOGGED BY Matthew Jenny **CHECKED BY** Beau Hodge **AT END OF DRILLING** ---

NOTES _____ **AFTER DRILLING** ---

DEPTH (ft)	U.S.C.S.	GRAPHIC LOG	MATERIAL DESCRIPTION	PID (ppm)	REMARKS
0.0					
			Concrete; no recovery		
	SP		(SP) SAND with some gravel, possible fill; brown to black; moist; fine to medium; refusal at 1.75 ft. BLS	0.0 0.0	Analyze SB-U1-1-1-1.5 for VOCs and TPH

Refusal at 1.8 feet.
 Bottom of borehole at 1.8 feet bgs.

NCDOT_ENVIRONMENTAL - ALLEGION_LOGS_REV1.GPJ - 1/19/18 15:07 - N:\NCDOT\GN6523_PSA_NC 211 - WEST END\GINT\ALLEGION_LOGS_REV2.GPJ

CLIENT North Carolina Department of Transportation **PROJECT NAME** Former Stanley Furniture

PROJECT NUMBER GN6523 **PROJECT LOCATION** 5364 NC-211, West End, North Carolina

DATE STARTED 1/10/18 **COMPLETED** 1/10/18 **GROUND ELEVATION** _____ **HOLE SIZE** 2.25 inches

DRILLING CONTRACTOR Parratt-Wolff **GROUND WATER LEVELS:**

DRILLING METHOD Ingersoll Rand A300 **AT TIME OF DRILLING** ---

LOGGED BY Matthew Jenny **CHECKED BY** Beau Hodge **AT END OF DRILLING** ---

NOTES _____ **AFTER DRILLING** ---

DEPTH (ft)	U.S.C.S.	GRAPHIC LOG	MATERIAL DESCRIPTION	PID (ppm)	REMARKS
0.0	SP		(SP) SAND with gravel (possible fill); light brown; moist; fine to medium	0.0	
1.5	SP		(SP) SAND; light brown; moist; fine to medium	0.0	
3.3			No recovery	0.0	
5.0	SP		(SP) SAND; light brown; moist; fine to medium	0.0	
8.5			No recovery	0.0	SB-U2-1-8-8.5 for VOCs and TPH
10.0					

Bottom of borehole at 10.0 feet bgs.

NCDOT_ENVIRONMENTAL - ALLEGION_LOGS_REV1.GPJ - 1/19/18 15:07 - N:\NCDOT\GN6523_PSA_NC 211 - WEST END\GINT\ALLEGION_LOGS_REV2.GPJ

CLIENT North Carolina Department of Transportation **PROJECT NAME** Former Stanley Furniture
PROJECT NUMBER GN6523 **PROJECT LOCATION** 5364 NC-211, West End, North Carolina
DATE STARTED 1/10/18 **COMPLETED** 1/10/18 **GROUND ELEVATION** _____ **HOLE SIZE** 2.25 inches
DRILLING CONTRACTOR Parratt-Wolff **GROUND WATER LEVELS:**
DRILLING METHOD Ingersoll Rand A300 **AT TIME OF DRILLING** ---
LOGGED BY Matthew Jenny **CHECKED BY** Beau Hodge **AT END OF DRILLING** ---
NOTES _____ **AFTER DRILLING** ---

DEPTH (ft)	U.S.C.S.	GRAPHIC LOG	MATERIAL DESCRIPTION	PID (ppm)	REMARKS
0.0	OL		(OL) Topsoil with gravel; black; moist		
0.5	SP		(SP) SAND with some gravel; brown; moist; fine to medium	0.0	
2.5				0.0	
3.3			No recovery	0.0	
5.0	SP		(SP) SAND; light brown; moist; fine to medium	0.0	
7.5				0.0	
8.3			No recovery	0.0	
10.0				0.0	SB-U3-1-7.5-8 and SB-U-DUP1 for VOCs and TPH

Bottom of borehole at 10.0 feet bgs.

NCDOT_ENVIRONMENTAL - ALLEGION_LOGS_REV1.GPJ - 1/19/18 15:07 - N:\NCDOT\GN6523_PSA_NC 211 - WEST END\GINT\ALLEGION_LOGS_REV2.GPJ

CLIENT North Carolina Department of Transportation **PROJECT NAME** Former Stanley Furniture
PROJECT NUMBER GN6523 **PROJECT LOCATION** 5364 NC-211, West End, North Carolina
DATE STARTED 1/10/18 **COMPLETED** 1/10/18 **GROUND ELEVATION** _____ **HOLE SIZE** 2.25 inches
DRILLING CONTRACTOR Parratt-Wolff **GROUND WATER LEVELS:**
DRILLING METHOD Ingersoll Rand A300 **AT TIME OF DRILLING** ---
LOGGED BY Matthew Jenny **CHECKED BY** Beau Hodge **AT END OF DRILLING** ---
NOTES _____ **AFTER DRILLING** ---

DEPTH (ft)	U.S.C.S.	GRAPHIC LOG	MATERIAL DESCRIPTION	PID (ppm)	REMARKS
0.0	SP		(SP) SAND with some gravel; orange-ish brown; moist; fine to medium	0.0	Sample SB-U4-1-6-6.5 for VOCs and TPH
2.5				0.0	
				0.0	
				0.0	
				0.0	
3.3			No recovery	0.0	
5.0	SP		(SP) SAND with some gravel; orange-ish brown; moist; fine to medium	0.0	
6.0			Asphalt with some gravel (potential fill material); black; sand-sized; low moisture	0.0	
6.5			SAND with some gravel; orange-ish brown; moist; fine to medium	0.0	
7.5				0.0	
				0.0	
				0.0	
				0.0	
7.8			No recovery	0.0	
10.0				0.0	

Bottom of borehole at 10.0 feet bgs.

NCDOT_ENVIRONMENTAL - ALLEGION_LOGS_REV1.GPJ - 1/19/18 15:07 - N:\NCDOT\GN6523_PSA_NC 211 - WEST END\GINT\ALLEGION_LOGS_REV2.GPJ

CLIENT North Carolina Department of Transportation **PROJECT NAME** Former Stanley Furniture

PROJECT NUMBER GN6523 **PROJECT LOCATION** 5364 NC-211, West End, North Carolina

DATE STARTED 1/10/18 **COMPLETED** 1/10/18 **GROUND ELEVATION** _____ **HOLE SIZE** 2.25 inches

DRILLING CONTRACTOR Parratt-Wolff **GROUND WATER LEVELS:**

DRILLING METHOD Ingersoll Rand A300 **AT TIME OF DRILLING** ---

LOGGED BY Matthew Jenny **CHECKED BY** Beau Hodge **AT END OF DRILLING** ---

NOTES _____ **AFTER DRILLING** ---

DEPTH (ft)	U.S.C.S.	GRAPHIC LOG	MATERIAL DESCRIPTION	PID (ppm)	REMARKS
0.0					
0.0 - 0.3	OL		(OL) Topsoil; black; moist		
0.3 - 3.8	SP		(SP) SAND; brown and black; moist; fine to medium	0.0	
3.8 - 5.0			No recovery	0.0	
5.0 - 8.0	SP		(SP) SAND; orange-ish brown; moist; fine to medium	0.0	
8.0 - 10.0			No recovery	0.0	Analyze SB-U5-1-7.5-8 for VOCs and TPH
10.0					

Bottom of borehole at 10.0 feet bgs.

NCDOT_ENVIRONMENTAL - ALLEGION_LOGS_REV1.GPJ - 1/19/18 15:07 - N:\NCDOT\GN6523_PSA_NC 211 - WEST END\GINT\ALLEGION_LOGS_REV2.GPJ

APPENDIX E
Prism Analytical Laboratory Report

Geosyntec Consultants of NC, PC - Raleigh
Matthew Jenny
2501 Blue Ridge Road, Ste 430
Raleigh, NC 27607

Project: NCDOT West End, NC

Lab Submittal Date: 01/12/2018
Prism Work Order: 8010201

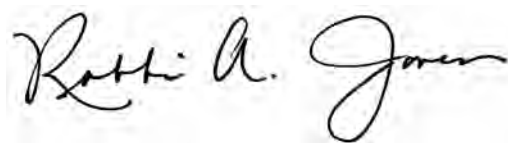
This data package contains the analytical results for the project identified above and includes a Case Narrative, Sample Results and Chain of Custody. Unless otherwise noted, all samples were received in acceptable condition and processed according to the referenced methods.

Data qualifiers are flagged individually on each sample. A key reference for the data qualifiers appears at the end of this case narrative.

Please call if you have any questions relating to this analytical report.

Respectfully,

PRISM LABORATORIES, INC.



Robbi A. Jones
President/Project Manager



Reviewed By Terri W. Cole For Robbi A. Jones
Project Manager

Data Qualifiers Key Reference:

CCV	CCV result is above the control limits. Analyte not detected in the sample. No further action taken.
D	RPD value outside of the control limits.
J	Detected but below the Reporting Limit; therefore, result is an estimated concentration (CLP J-Flag).
M	Matrix spike outside of the control limits.
BRL	Below Reporting Limit
MDL	Method Detection Limit
RPD	Relative Percent Difference
*	Results reported to the reporting limit. All other results are reported to the MDL with values between MDL and reporting limit indicated with a J.

Client Sample ID	Lab Sample ID	Matrix	Date Sampled	Date Received
SB-NE-2-7.5-8	8010201-01	Solid	01/08/18	01/12/18
SB-NE-4-5.5-6	8010201-02	Solid	01/08/18	01/12/18
SB-NE-1-6.5-7	8010201-03	Solid	01/08/18	01/12/18
SB-NE-3-6-6.5	8010201-04	Solid	01/08/18	01/12/18
SB-NE-6-0.5-1	8010201-05	Solid	01/08/18	01/12/18
SB-NE-6-13-13.5	8010201-06	Solid	01/08/18	01/12/18
SB-NE-7-7-7.5	8010201-07	Solid	01/08/18	01/12/18
SB-NE-5-6-6.5	8010201-08	Solid	01/08/18	01/12/18
SB-NE-5-8-8.5	8010201-09	Solid	01/08/18	01/12/18
SB-NE-8-4.5-5	8010201-10	Solid	01/08/18	01/12/18
SB-CE-2-7-7.5	8010201-11	Solid	01/08/18	01/12/18
SB-CE-3-2-2.5	8010201-12	Solid	01/08/18	01/12/18
SB-CE-5-5-5.5	8010201-13	Solid	01/09/18	01/12/18
SB-CE-4-9-9.5	8010201-14	Solid	01/09/18	01/12/18
SB-CE-12-3.5-4	8010201-15	Solid	01/09/18	01/12/18
SB-CE-1-6.5-7	8010201-16	Solid	01/09/18	01/12/18
SB-CE-6-6-6.5	8010201-17	Solid	01/09/18	01/12/18
SB-CE-7-9.5-10	8010201-18	Solid	01/09/18	01/12/18
SB-CE-8-9.5-10	8010201-19	Solid	01/09/18	01/12/18
SB-CE-9-5-5.5	8010201-20	Solid	01/09/18	01/12/18
SB-CE-Dup1	8010201-21	Solid	01/09/18	01/12/18
SB-CE-10-7-7.5	8010201-22	Solid	01/09/18	01/12/18
SB-CE-13-5-5.5	8010201-23	Solid	01/09/18	01/12/18
SB-CE-11-5-5.5	8010201-24	Solid	01/09/18	01/12/18
SB-S-5-1.5-2	8010201-25	Solid	01/09/18	01/12/18
SB-S-1-5-5.5	8010201-26	Solid	01/09/18	01/12/18
SB-S-Dup1	8010201-27	Solid	01/09/18	01/12/18
SB-S-2-5.5-6	8010201-28	Solid	01/09/18	01/12/18
SB-S-3-1.5-2	8010201-29	Solid	01/09/18	01/12/18
SB-S-4-5.5-6	8010201-30	Solid	01/09/18	01/12/18
SB-U2-1-8.5-9	8010201-31	Solid	01/10/18	01/12/18
SB-U1-1-1-1.5	8010201-32	Solid	01/10/18	01/12/18
SB-U4-1-6-6.5	8010201-33	Solid	01/10/18	01/12/18

This report should not be reproduced, except in its entirety, without the written consent of Prism Laboratories, Inc.

SB-U5-1-7.5-8	8010201-34	Solid	01/10/18	01/12/18
SB-U3-1-7.5-8	8010201-35	Solid	01/10/18	01/12/18
SB-U-Dup1	8010201-36	Solid	01/10/18	01/12/18
SB-NE-9-7.5-8	8010201-37	Solid	01/10/18	01/12/18
SB-B1-3-3.5	8010201-38	Solid	01/10/18	01/12/18
SB-B2-1.5-2	8010201-39	Solid	01/10/18	01/12/18
SB-B-DUP1	8010201-40	Solid	01/10/18	01/12/18
SB-B3-3.5-4	8010201-41	Solid	01/10/18	01/12/18
SB-NW-1-2.5-3	8010201-42	Solid	01/10/18	01/12/18
SB-B4-3.5-4	8010201-43	Solid	01/10/18	01/12/18

Samples were received in good condition at 2.6 degrees C unless otherwise noted.

Prism ID	Client ID	Parameter	Method	Result		Units
8010201-03	SB-NE-1-6.5-7	Toluene	8260B	0.0035	J	mg/kg dry
8010201-05	SB-NE-6-0.5-1	1,2,4-Trimethylbenzene	8260B	0.014		mg/kg dry
8010201-05	SB-NE-6-0.5-1	1,3,5-Trimethylbenzene	8260B	0.011		mg/kg dry
8010201-05	SB-NE-6-0.5-1	4-Isopropyltoluene	8260B	0.0028	J	mg/kg dry
8010201-06	SB-NE-6-13-13.5	4-Isopropyltoluene	8260B	0.051		mg/kg dry
8010201-06	SB-NE-6-13-13.5	Isopropylbenzene (Cumene)	8260B	0.036		mg/kg dry
8010201-06	SB-NE-6-13-13.5	m,p-Xylenes	8260B	0.012		mg/kg dry
8010201-06	SB-NE-6-13-13.5	n-Propylbenzene	8260B	0.062		mg/kg dry
8010201-06	SB-NE-6-13-13.5	sec-Butylbenzene	8260B	0.066		mg/kg dry
8010201-06	SB-NE-6-13-13.5	tert-Butylbenzene	8260B	0.026		mg/kg dry
8010201-06	SB-NE-6-13-13.5	Xylenes, total	8260B	0.012		mg/kg dry
8010201-06	SB-NE-6-13-13.5	1,2,4-Trimethylbenzene	8260B	3.8		mg/kg dry
8010201-06	SB-NE-6-13-13.5	1,3,5-Trimethylbenzene	8260B	2.0		mg/kg dry
8010201-07	SB-NE-7-7-7.5	1,2,4-Trimethylbenzene	8260B	0.0019	J	mg/kg dry
8010201-09	SB-NE-5-8-8.5	1,3,5-Trimethylbenzene	8260B	0.18		mg/kg dry
8010201-09	SB-NE-5-8-8.5	4-Isopropyltoluene	8260B	0.15		mg/kg dry
8010201-09	SB-NE-5-8-8.5	Acetone	8260B	0.12		mg/kg dry
8010201-09	SB-NE-5-8-8.5	Isopropylbenzene (Cumene)	8260B	0.030		mg/kg dry
8010201-09	SB-NE-5-8-8.5	n-Butylbenzene	8260B	0.057		mg/kg dry
8010201-09	SB-NE-5-8-8.5	n-Propylbenzene	8260B	0.075		mg/kg dry
8010201-09	SB-NE-5-8-8.5	sec-Butylbenzene	8260B	0.17		mg/kg dry
8010201-09	SB-NE-5-8-8.5	tert-Butylbenzene	8260B	0.021		mg/kg dry
8010201-09	SB-NE-5-8-8.5	Toluene	8260B	0.0032	J	mg/kg dry
8010201-09	SB-NE-5-8-8.5	1,2,4-Trimethylbenzene	8260B	2.1		mg/kg dry
8010201-11	SB-CE-2-7-7.5	Acetone	8260B	0.052	J	mg/kg dry
8010201-12	SB-CE-3-2-2.5	Acetone	8260B	0.063		mg/kg dry
8010201-13	SB-CE-5-5-5.5	Acetone	8260B	0.031	J	mg/kg dry
8010201-15	SB-CE-12-3.5-4	Acetone	8260B	0.18		mg/kg dry
8010201-18	SB-CE-7-9.5-10	Acetone	8260B	0.029	J	mg/kg dry
8010201-19	SB-CE-8-9.5-10	Acetone	8260B	0.038	J	mg/kg dry
8010201-20	SB-CE-9-5-5.5	Acetone	8260B	0.090		mg/kg dry
8010201-20	SB-CE-9-5-5.5	Benzene	8260B	0.051		mg/kg dry
8010201-20	SB-CE-9-5-5.5	cis-1,2-Dichloroethylene	8260B	0.0092		mg/kg dry
8010201-20	SB-CE-9-5-5.5	Ethylbenzene	8260B	0.0032	J	mg/kg dry
8010201-20	SB-CE-9-5-5.5	m,p-Xylenes	8260B	0.024		mg/kg dry
8010201-20	SB-CE-9-5-5.5	Naphthalene	8260B	0.0035	J	mg/kg dry
8010201-20	SB-CE-9-5-5.5	Toluene	8260B	0.021		mg/kg dry
8010201-20	SB-CE-9-5-5.5	Xylenes, total	8260B	0.024		mg/kg dry
8010201-21	SB-CE-Dup1	Acetone	8260B	0.12		mg/kg dry
8010201-21	SB-CE-Dup1	Benzene	8260B	0.012		mg/kg dry
8010201-21	SB-CE-Dup1	cis-1,2-Dichloroethylene	8260B	0.0049	J	mg/kg dry
8010201-21	SB-CE-Dup1	Ethylbenzene	8260B	0.0023	J	mg/kg dry
8010201-21	SB-CE-Dup1	m,p-Xylenes	8260B	0.017		mg/kg dry
8010201-21	SB-CE-Dup1	Toluene	8260B	0.0078		mg/kg dry

This report should not be reproduced, except in its entirety, without the written consent of Prism Laboratories, Inc.

Prism ID	Client ID	Parameter	Method	Result	Units
8010201-21	SB-CE-Dup1	Xylenes, total	8260B	0.017	mg/kg dry
8010201-23	SB-CE-13-5-5.5	Acetone	8260B	0.039	J mg/kg dry
8010201-24	SB-CE-11-5-5.5	Acetone	8260B	0.056	mg/kg dry
8010201-26	SB-S-1-5-5.5	Acetone	8260B	0.21	mg/kg dry
8010201-27	SB-S-Dup1	Acetone	8260B	0.076	mg/kg dry
8010201-28	SB-S-2-5-5-6	Acetone	8260B	0.052	mg/kg dry
8010201-29	SB-S-3-1.5-2	Acetone	8260B	0.086	mg/kg dry
8010201-29	SB-S-3-1.5-2	Toluene	8260B	0.0044	J mg/kg dry
8010201-30	SB-S-4-5-5-6	Acetone	8260B	0.033	J mg/kg dry
8010201-31	SB-U2-1-8-5-9	Acetone	8260B	0.048	J mg/kg dry
8010201-32	SB-U1-1-1-1.5	Acetone	8260B	0.075	mg/kg dry
8010201-33	SB-U4-1-6-6.5	1,2,4-Trimethylbenzene	8260B	0.011	mg/kg dry
8010201-33	SB-U4-1-6-6.5	1,3,5-Trimethylbenzene	8260B	0.0048	mg/kg dry
8010201-33	SB-U4-1-6-6.5	Acetone	8260B	0.032	J mg/kg dry
8010201-33	SB-U4-1-6-6.5	Ethylbenzene	8260B	0.0024	J mg/kg dry
8010201-33	SB-U4-1-6-6.5	m,p-Xylenes	8260B	0.0070	J mg/kg dry
8010201-33	SB-U4-1-6-6.5	o-Xylene	8260B	0.0065	mg/kg dry
8010201-33	SB-U4-1-6-6.5	Styrene	8260B	0.0027	J mg/kg dry
8010201-33	SB-U4-1-6-6.5	Toluene	8260B	0.0036	J mg/kg dry
8010201-33	SB-U4-1-6-6.5	Xylenes, total	8260B	0.013	mg/kg dry
8010201-33	SB-U4-1-6-6.5	Naphthalene	8260B	60	mg/kg dry
8010201-35	SB-U3-1-7-5-8	Acetone	8260B	0.072	mg/kg dry
8010201-35	SB-U3-1-7-5-8	Naphthalene	8260B	0.0057	J mg/kg dry
8010201-36	SB-U-Dup1	Acetone	8260B	0.032	J mg/kg dry
8010201-36	SB-U-Dup1	Naphthalene	8260B	0.0021	J mg/kg dry
8010201-37	SB-NE-9-7-5-8	Acetone	8260B	0.038	J mg/kg dry
8010201-38	SB-B1-3-3-5	Naphthalene	8260B	0.0033	J mg/kg dry
8010201-39	SB-B2-1.5-2	Acetone	8260B	0.033	J mg/kg dry
8010201-39	SB-B2-1.5-2	Naphthalene	8260B	0.0023	J mg/kg dry
8010201-40	SB-B-DUP1	Acetone	8260B	0.025	J mg/kg dry

Geosyntec Consultants of NC, PC - Raleigh Project: NCDOT West End, NC
Attn: Matthew Jenny
2501 Blue Ridge Road, Ste 430
Raleigh, NC 27607

Client Sample ID: SB-NE-2-7.5-8
Prism Sample ID: 8010201-01
Prism Work Order: 8010201
Time Collected: 01/08/18 10:55
Time Submitted: 01/12/18 16:40

Sample Matrix: Solid

Parameter	Result	Units	Report Limit	MDL	Dilution Factor	Method	Analysis Date/Time	Analyst	Batch ID
General Chemistry Parameters									
% Solids	91.4	% by Weight	0.100	0.100	1	*SM2540 G	1/18/18 12:00	BJC	P8A0263
Volatile Organic Compounds by GC/MS									
1,1,1,2-Tetrachloroethane	BRL	mg/kg dry	0.0048	0.00040	1	8260B	1/16/18 13:56	ANG	P8A0210
1,1,1-Trichloroethane	BRL	mg/kg dry	0.0048	0.00023	1	8260B	1/16/18 13:56	ANG	P8A0210
1,1,2,2-Tetrachloroethane	BRL	mg/kg dry	0.0048	0.00033	1	8260B	1/16/18 13:56	ANG	P8A0210
1,1,2-Trichloroethane	BRL	mg/kg dry	0.0048	0.00043	1	8260B	1/16/18 13:56	ANG	P8A0210
1,1-Dichloroethane	BRL	mg/kg dry	0.0048	0.00013	1	8260B	1/16/18 13:56	ANG	P8A0210
1,1-Dichloroethylene	BRL	mg/kg dry	0.0048	0.00021	1	8260B	1/16/18 13:56	ANG	P8A0210
1,1-Dichloropropylene	BRL	mg/kg dry	0.0048	0.00026	1	8260B	1/16/18 13:56	ANG	P8A0210
1,2,3-Trichlorobenzene	BRL	mg/kg dry	0.0048	0.00027	1	8260B	1/16/18 13:56	ANG	P8A0210
1,2,3-Trichloropropane	BRL	mg/kg dry	0.0048	0.00061	1	8260B	1/16/18 13:56	ANG	P8A0210
1,2,4-Trichlorobenzene	BRL	mg/kg dry	0.0048	0.00036	1	8260B	1/16/18 13:56	ANG	P8A0210
1,2,4-Trimethylbenzene	BRL	mg/kg dry	0.0048	0.00037	1	8260B	1/16/18 13:56	ANG	P8A0210
1,2-Dibromoethane	BRL	mg/kg dry	0.0048	0.00019	1	8260B	1/16/18 13:56	ANG	P8A0210
1,2-Dichlorobenzene	BRL	mg/kg dry	0.0048	0.00023	1	8260B	1/16/18 13:56	ANG	P8A0210
1,2-Dichloroethane	BRL	mg/kg dry	0.0048	0.00029	1	8260B	1/16/18 13:56	ANG	P8A0210
1,2-Dichloropropane	BRL	mg/kg dry	0.0048	0.00030	1	8260B	1/16/18 13:56	ANG	P8A0210
1,3,5-Trimethylbenzene	BRL	mg/kg dry	0.0048	0.00036	1	8260B	1/16/18 13:56	ANG	P8A0210
1,3-Dichlorobenzene	BRL	mg/kg dry	0.0048	0.00032	1	8260B	1/16/18 13:56	ANG	P8A0210
1,3-Dichloropropane	BRL	mg/kg dry	0.0048	0.00024	1	8260B	1/16/18 13:56	ANG	P8A0210
1,4-Dichlorobenzene	BRL	mg/kg dry	0.0048	0.00019	1	8260B	1/16/18 13:56	ANG	P8A0210
2,2-Dichloropropane	BRL	mg/kg dry	0.0048	0.00023	1	8260B	1/16/18 13:56	ANG	P8A0210
2-Chlorotoluene	BRL	mg/kg dry	0.0048	0.00025	1	8260B	1/16/18 13:56	ANG	P8A0210
4-Chlorotoluene	BRL	mg/kg dry	0.0048	0.00029	1	8260B	1/16/18 13:56	ANG	P8A0210
4-Isopropyltoluene	BRL	mg/kg dry	0.0048	0.00023	1	8260B	1/16/18 13:56	ANG	P8A0210
Acetone	BRL	mg/kg dry	0.048	0.0012	1	8260B	1/16/18 13:56	ANG	P8A0210
Benzene	BRL	mg/kg dry	0.0029	0.00028	1	8260B	1/16/18 13:56	ANG	P8A0210
Bromobenzene	BRL	mg/kg dry	0.0048	0.00040	1	8260B	1/16/18 13:56	ANG	P8A0210
Bromochloromethane	BRL	mg/kg dry	0.0048	0.00026	1	8260B	1/16/18 13:56	ANG	P8A0210
Bromodichloromethane	BRL	mg/kg dry	0.0048	0.00027	1	8260B	1/16/18 13:56	ANG	P8A0210
Bromoform	BRL	mg/kg dry	0.0048	0.00055	1	8260B	1/16/18 13:56	ANG	P8A0210
Bromomethane	BRL	mg/kg dry	0.0096	0.00059	1	8260B	1/16/18 13:56	ANG	P8A0210
Carbon Tetrachloride	BRL	mg/kg dry	0.0048	0.00024	1	8260B	1/16/18 13:56	ANG	P8A0210
Chlorobenzene	BRL	mg/kg dry	0.0048	0.00026	1	8260B	1/16/18 13:56	ANG	P8A0210
Chloroethane	BRL	mg/kg dry	0.0096	0.00040	1	8260B	1/16/18 13:56	ANG	P8A0210
Chloroform	BRL	mg/kg dry	0.0048	0.00035	1	8260B	1/16/18 13:56	ANG	P8A0210
Chloromethane	BRL	mg/kg dry	0.0048	0.00032	1	8260B	1/16/18 13:56	ANG	P8A0210
cis-1,2-Dichloroethylene	BRL	mg/kg dry	0.0048	0.00021	1	8260B	1/16/18 13:56	ANG	P8A0210
cis-1,3-Dichloropropylene	BRL	mg/kg dry	0.0048	0.00016	1	8260B	1/16/18 13:56	ANG	P8A0210
Dibromochloromethane	BRL	mg/kg dry	0.0048	0.00020	1	8260B	1/16/18 13:56	ANG	P8A0210
Dichlorodifluoromethane	BRL	mg/kg dry	0.0048	0.00022	1	8260B	1/16/18 13:56	ANG	P8A0210

This report should not be reproduced, except in its entirety, without the written consent of Prism Laboratories, Inc.

Geosyntec Consultants of NC, PC - Raleigh Project: NCDOT West End, NC
 Attn: Matthew Jenny
 2501 Blue Ridge Road, Ste 430
 Raleigh, NC 27607

Client Sample ID: SB-NE-2-7.5-8
 Prism Sample ID: 8010201-01
 Prism Work Order: 8010201
 Time Collected: 01/08/18 10:55
 Time Submitted: 01/12/18 16:40

Sample Matrix: Solid

Parameter	Result	Units	Report Limit	MDL	Dilution Factor	Method	Analysis Date/Time	Analyst	Batch ID
Ethylbenzene	BRL	mg/kg dry	0.0048	0.00018	1	8260B	1/16/18 13:56	ANG	P8A0210
Isopropyl Ether	BRL	mg/kg dry	0.0048	0.00020	1	8260B	1/16/18 13:56	ANG	P8A0210
Isopropylbenzene (Cumene)	BRL	mg/kg dry	0.0048	0.00029	1	8260B	1/16/18 13:56	ANG	P8A0210
m,p-Xylenes	BRL	mg/kg dry	0.0096	0.00044	1	8260B	1/16/18 13:56	ANG	P8A0210
Methyl Butyl Ketone (2-Hexanone)	BRL	mg/kg dry	0.048	0.00044	1	8260B	1/16/18 13:56	ANG	P8A0210
Methyl Ethyl Ketone (2-Butanone)	BRL	mg/kg dry	0.096	0.00044	1	8260B	1/16/18 13:56	ANG	P8A0210
Methyl Isobutyl Ketone	BRL	mg/kg dry	0.048	0.00041	1	8260B	1/16/18 13:56	ANG	P8A0210
Methylene Chloride	BRL	mg/kg dry	0.0096	0.00027	1	8260B	1/16/18 13:56	ANG	P8A0210
Methyl-tert-Butyl Ether	BRL	mg/kg dry	0.0096	0.00015	1	8260B	1/16/18 13:56	ANG	P8A0210
Naphthalene	BRL	mg/kg dry	0.0096	0.00015	1	8260B	1/16/18 13:56	ANG	P8A0210
n-Butylbenzene	BRL	mg/kg dry	0.0048	0.00025	1	8260B	1/16/18 13:56	ANG	P8A0210
n-Propylbenzene	BRL	mg/kg dry	0.0048	0.00029	1	8260B	1/16/18 13:56	ANG	P8A0210
o-Xylene	BRL	mg/kg dry	0.0048	0.00020	1	8260B	1/16/18 13:56	ANG	P8A0210
sec-Butylbenzene	BRL	mg/kg dry	0.0048	0.00023	1	8260B	1/16/18 13:56	ANG	P8A0210
Styrene	BRL	mg/kg dry	0.0048	0.00029	1	8260B	1/16/18 13:56	ANG	P8A0210
tert-Butylbenzene	BRL	mg/kg dry	0.0048	0.00016	1	8260B	1/16/18 13:56	ANG	P8A0210
Tetrachloroethylene	BRL	mg/kg dry	0.0048	0.00023	1	8260B	1/16/18 13:56	ANG	P8A0210
Toluene	BRL	mg/kg dry	0.0048	0.00028	1	8260B	1/16/18 13:56	ANG	P8A0210
trans-1,2-Dichloroethylene	BRL	mg/kg dry	0.0048	0.00029	1	8260B	1/16/18 13:56	ANG	P8A0210
trans-1,3-Dichloropropylene	BRL	mg/kg dry	0.0048	0.00025	1	8260B	1/16/18 13:56	ANG	P8A0210
Trichloroethylene	BRL	mg/kg dry	0.0048	0.00031	1	8260B	1/16/18 13:56	ANG	P8A0210
Trichlorofluoromethane	BRL	mg/kg dry	0.0048	0.00031	1	8260B	1/16/18 13:56	ANG	P8A0210
Vinyl acetate	BRL	mg/kg dry	0.024	0.00066	1	8260B	1/16/18 13:56	ANG	P8A0210
Vinyl chloride	BRL	mg/kg dry	0.0048	0.00023	1	8260B	1/16/18 13:56	ANG	P8A0210
Xylenes, total	BRL	mg/kg dry	0.014	0.00090	1	8260B	1/16/18 13:56	ANG	P8A0210
			Surrogate			Recovery		Control Limits	
			4-Bromofluorobenzene			100 %		70-130	
			Dibromofluoromethane			100 %		84-123	
			Toluene-d8			85 %		76-129	

Geosyntec Consultants of NC, PC - Raleigh Project: NCDOT West End, NC
 Attn: Matthew Jenny
 2501 Blue Ridge Road, Ste 430
 Raleigh, NC 27607

Sample Matrix: Solid

Client Sample ID: SB-NE-4-5.5-6
 Prism Sample ID: 8010201-02
 Prism Work Order: 8010201
 Time Collected: 01/08/18 11:20
 Time Submitted: 01/12/18 16:40

Parameter	Result	Units	Report Limit	MDL	Dilution Factor	Method	Analysis Date/Time	Analyst	Batch ID
General Chemistry Parameters									
% Solids	83.0	% by Weight	0.100	0.100	1	*SM2540 G	1/18/18 12:00	BJC	P8A0263
Volatile Organic Compounds by GC/MS									
1,1,1,2-Tetrachloroethane	BRL	mg/kg dry	0.0051	0.00042	1	8260B	1/16/18 14:24	ANG	P8A0210
1,1,1-Trichloroethane	BRL	mg/kg dry	0.0051	0.00025	1	8260B	1/16/18 14:24	ANG	P8A0210
1,1,2,2-Tetrachloroethane	BRL	mg/kg dry	0.0051	0.00035	1	8260B	1/16/18 14:24	ANG	P8A0210
1,1,2-Trichloroethane	BRL	mg/kg dry	0.0051	0.00045	1	8260B	1/16/18 14:24	ANG	P8A0210
1,1-Dichloroethane	BRL	mg/kg dry	0.0051	0.00014	1	8260B	1/16/18 14:24	ANG	P8A0210
1,1-Dichloroethylene	BRL	mg/kg dry	0.0051	0.00023	1	8260B	1/16/18 14:24	ANG	P8A0210
1,1-Dichloropropylene	BRL	mg/kg dry	0.0051	0.00028	1	8260B	1/16/18 14:24	ANG	P8A0210
1,2,3-Trichlorobenzene	BRL	mg/kg dry	0.0051	0.00029	1	8260B	1/16/18 14:24	ANG	P8A0210
1,2,3-Trichloropropane	BRL	mg/kg dry	0.0051	0.00065	1	8260B	1/16/18 14:24	ANG	P8A0210
1,2,4-Trichlorobenzene	BRL	mg/kg dry	0.0051	0.00038	1	8260B	1/16/18 14:24	ANG	P8A0210
1,2,4-Trimethylbenzene	BRL	mg/kg dry	0.0051	0.00039	1	8260B	1/16/18 14:24	ANG	P8A0210
1,2-Dibromoethane	BRL	mg/kg dry	0.0051	0.00021	1	8260B	1/16/18 14:24	ANG	P8A0210
1,2-Dichlorobenzene	BRL	mg/kg dry	0.0051	0.00024	1	8260B	1/16/18 14:24	ANG	P8A0210
1,2-Dichloroethane	BRL	mg/kg dry	0.0051	0.00031	1	8260B	1/16/18 14:24	ANG	P8A0210
1,2-Dichloropropane	BRL	mg/kg dry	0.0051	0.00032	1	8260B	1/16/18 14:24	ANG	P8A0210
1,3,5-Trimethylbenzene	BRL	mg/kg dry	0.0051	0.00039	1	8260B	1/16/18 14:24	ANG	P8A0210
1,3-Dichlorobenzene	BRL	mg/kg dry	0.0051	0.00034	1	8260B	1/16/18 14:24	ANG	P8A0210
1,3-Dichloropropane	BRL	mg/kg dry	0.0051	0.00026	1	8260B	1/16/18 14:24	ANG	P8A0210
1,4-Dichlorobenzene	BRL	mg/kg dry	0.0051	0.00020	1	8260B	1/16/18 14:24	ANG	P8A0210
2,2-Dichloropropane	BRL	mg/kg dry	0.0051	0.00024	1	8260B	1/16/18 14:24	ANG	P8A0210
2-Chlorotoluene	BRL	mg/kg dry	0.0051	0.00026	1	8260B	1/16/18 14:24	ANG	P8A0210
4-Chlorotoluene	BRL	mg/kg dry	0.0051	0.00031	1	8260B	1/16/18 14:24	ANG	P8A0210
4-Isopropyltoluene	BRL	mg/kg dry	0.0051	0.00025	1	8260B	1/16/18 14:24	ANG	P8A0210
Acetone	BRL	mg/kg dry	0.051	0.0013	1	8260B	1/16/18 14:24	ANG	P8A0210
Benzene	BRL	mg/kg dry	0.0031	0.00030	1	8260B	1/16/18 14:24	ANG	P8A0210
Bromobenzene	BRL	mg/kg dry	0.0051	0.00043	1	8260B	1/16/18 14:24	ANG	P8A0210
Bromochloromethane	BRL	mg/kg dry	0.0051	0.00028	1	8260B	1/16/18 14:24	ANG	P8A0210
Bromodichloromethane	BRL	mg/kg dry	0.0051	0.00029	1	8260B	1/16/18 14:24	ANG	P8A0210
Bromoform	BRL	mg/kg dry	0.0051	0.00058	1	8260B	1/16/18 14:24	ANG	P8A0210
Bromomethane	BRL	mg/kg dry	0.010	0.00063	1	8260B	1/16/18 14:24	ANG	P8A0210
Carbon Tetrachloride	BRL	mg/kg dry	0.0051	0.00026	1	8260B	1/16/18 14:24	ANG	P8A0210
Chlorobenzene	BRL	mg/kg dry	0.0051	0.00027	1	8260B	1/16/18 14:24	ANG	P8A0210
Chloroethane	BRL	mg/kg dry	0.010	0.00043	1	8260B	1/16/18 14:24	ANG	P8A0210
Chloroform	BRL	mg/kg dry	0.0051	0.00037	1	8260B	1/16/18 14:24	ANG	P8A0210
Chloromethane	BRL	mg/kg dry	0.0051	0.00034	1	8260B	1/16/18 14:24	ANG	P8A0210
cis-1,2-Dichloroethylene	BRL	mg/kg dry	0.0051	0.00022	1	8260B	1/16/18 14:24	ANG	P8A0210
cis-1,3-Dichloropropylene	BRL	mg/kg dry	0.0051	0.00017	1	8260B	1/16/18 14:24	ANG	P8A0210
Dibromochloromethane	BRL	mg/kg dry	0.0051	0.00021	1	8260B	1/16/18 14:24	ANG	P8A0210
Dichlorodifluoromethane	BRL	mg/kg dry	0.0051	0.00023	1	8260B	1/16/18 14:24	ANG	P8A0210

This report should not be reproduced, except in its entirety, without the written consent of Prism Laboratories, Inc.

Geosyntec Consultants of NC, PC - Raleigh Project: NCDOT West End, NC
 Attn: Matthew Jenny
 2501 Blue Ridge Road, Ste 430
 Raleigh, NC 27607

Client Sample ID: SB-NE-4-5.5-6
 Prism Sample ID: 8010201-02
 Prism Work Order: 8010201
 Time Collected: 01/08/18 11:20
 Time Submitted: 01/12/18 16:40

Sample Matrix: Solid

Parameter	Result	Units	Report Limit	MDL	Dilution Factor	Method	Analysis Date/Time	Analyst	Batch ID
Ethylbenzene	BRL	mg/kg dry	0.0051	0.00020	1	8260B	1/16/18 14:24	ANG	P8A0210
Isopropyl Ether	BRL	mg/kg dry	0.0051	0.00021	1	8260B	1/16/18 14:24	ANG	P8A0210
Isopropylbenzene (Cumene)	BRL	mg/kg dry	0.0051	0.00030	1	8260B	1/16/18 14:24	ANG	P8A0210
m,p-Xylenes	BRL	mg/kg dry	0.010	0.00047	1	8260B	1/16/18 14:24	ANG	P8A0210
Methyl Butyl Ketone (2-Hexanone)	BRL	mg/kg dry	0.051	0.00046	1	8260B	1/16/18 14:24	ANG	P8A0210
Methyl Ethyl Ketone (2-Butanone)	BRL	mg/kg dry	0.10	0.00046	1	8260B	1/16/18 14:24	ANG	P8A0210
Methyl Isobutyl Ketone	BRL	mg/kg dry	0.051	0.00044	1	8260B	1/16/18 14:24	ANG	P8A0210
Methylene Chloride	BRL	mg/kg dry	0.010	0.00029	1	8260B	1/16/18 14:24	ANG	P8A0210
Methyl-tert-Butyl Ether	BRL	mg/kg dry	0.010	0.00016	1	8260B	1/16/18 14:24	ANG	P8A0210
Naphthalene	BRL	mg/kg dry	0.010	0.00016	1	8260B	1/16/18 14:24	ANG	P8A0210
n-Butylbenzene	BRL	mg/kg dry	0.0051	0.00026	1	8260B	1/16/18 14:24	ANG	P8A0210
n-Propylbenzene	BRL	mg/kg dry	0.0051	0.00030	1	8260B	1/16/18 14:24	ANG	P8A0210
o-Xylene	BRL	mg/kg dry	0.0051	0.00021	1	8260B	1/16/18 14:24	ANG	P8A0210
sec-Butylbenzene	BRL	mg/kg dry	0.0051	0.00025	1	8260B	1/16/18 14:24	ANG	P8A0210
Styrene	BRL	mg/kg dry	0.0051	0.00031	1	8260B	1/16/18 14:24	ANG	P8A0210
tert-Butylbenzene	BRL	mg/kg dry	0.0051	0.00017	1	8260B	1/16/18 14:24	ANG	P8A0210
Tetrachloroethylene	BRL	mg/kg dry	0.0051	0.00024	1	8260B	1/16/18 14:24	ANG	P8A0210
Toluene	BRL	mg/kg dry	0.0051	0.00029	1	8260B	1/16/18 14:24	ANG	P8A0210
trans-1,2-Dichloroethylene	BRL	mg/kg dry	0.0051	0.00031	1	8260B	1/16/18 14:24	ANG	P8A0210
trans-1,3-Dichloropropylene	BRL	mg/kg dry	0.0051	0.00027	1	8260B	1/16/18 14:24	ANG	P8A0210
Trichloroethylene	BRL	mg/kg dry	0.0051	0.00033	1	8260B	1/16/18 14:24	ANG	P8A0210
Trichlorofluoromethane	BRL	mg/kg dry	0.0051	0.00033	1	8260B	1/16/18 14:24	ANG	P8A0210
Vinyl acetate	BRL	mg/kg dry	0.026	0.00070	1	8260B	1/16/18 14:24	ANG	P8A0210
Vinyl chloride	BRL	mg/kg dry	0.0051	0.00025	1	8260B	1/16/18 14:24	ANG	P8A0210
Xylenes, total	BRL	mg/kg dry	0.015	0.00096	1	8260B	1/16/18 14:24	ANG	P8A0210
						Surrogate	Recovery	Control Limits	
						4-Bromofluorobenzene	100 %	70-130	
						Dibromofluoromethane	101 %	84-123	
						Toluene-d8	83 %	76-129	

Geosyntec Consultants of NC, PC - Raleigh Project: NCDOT West End, NC
 Attn: Matthew Jenny
 2501 Blue Ridge Road, Ste 430
 Raleigh, NC 27607

Sample Matrix: Solid

Client Sample ID: SB-NE-1-6.5-7
 Prism Sample ID: 8010201-03
 Prism Work Order: 8010201
 Time Collected: 01/08/18 11:45
 Time Submitted: 01/12/18 16:40

Parameter	Result	Units	Report Limit	MDL	Dilution Factor	Method	Analysis Date/Time	Analyst	Batch ID
General Chemistry Parameters									
% Solids	89.9	% by Weight	0.100	0.100	1	*SM2540 G	1/18/18 12:00	BJC	P8A0263
Volatile Organic Compounds by GC/MS									
1,1,1,2-Tetrachloroethane	BRL	mg/kg dry	0.0050	0.00041	1	8260B	1/16/18 14:51	ANG	P8A0210
1,1,1-Trichloroethane	BRL	mg/kg dry	0.0050	0.00024	1	8260B	1/16/18 14:51	ANG	P8A0210
1,1,2,2-Tetrachloroethane	BRL	mg/kg dry	0.0050	0.00034	1	8260B	1/16/18 14:51	ANG	P8A0210
1,1,2-Trichloroethane	BRL	mg/kg dry	0.0050	0.00045	1	8260B	1/16/18 14:51	ANG	P8A0210
1,1-Dichloroethane	BRL	mg/kg dry	0.0050	0.00014	1	8260B	1/16/18 14:51	ANG	P8A0210
1,1-Dichloroethylene	BRL	mg/kg dry	0.0050	0.00022	1	8260B	1/16/18 14:51	ANG	P8A0210
1,1-Dichloropropylene	BRL	mg/kg dry	0.0050	0.00028	1	8260B	1/16/18 14:51	ANG	P8A0210
1,2,3-Trichlorobenzene	BRL	mg/kg dry	0.0050	0.00029	1	8260B	1/16/18 14:51	ANG	P8A0210
1,2,3-Trichloropropane	BRL	mg/kg dry	0.0050	0.00064	1	8260B	1/16/18 14:51	ANG	P8A0210
1,2,4-Trichlorobenzene	BRL	mg/kg dry	0.0050	0.00037	1	8260B	1/16/18 14:51	ANG	P8A0210
1,2,4-Trimethylbenzene	BRL	mg/kg dry	0.0050	0.00038	1	8260B	1/16/18 14:51	ANG	P8A0210
1,2-Dibromoethane	BRL	mg/kg dry	0.0050	0.00020	1	8260B	1/16/18 14:51	ANG	P8A0210
1,2-Dichlorobenzene	BRL	mg/kg dry	0.0050	0.00024	1	8260B	1/16/18 14:51	ANG	P8A0210
1,2-Dichloroethane	BRL	mg/kg dry	0.0050	0.00030	1	8260B	1/16/18 14:51	ANG	P8A0210
1,2-Dichloropropane	BRL	mg/kg dry	0.0050	0.00031	1	8260B	1/16/18 14:51	ANG	P8A0210
1,3,5-Trimethylbenzene	BRL	mg/kg dry	0.0050	0.00038	1	8260B	1/16/18 14:51	ANG	P8A0210
1,3-Dichlorobenzene	BRL	mg/kg dry	0.0050	0.00033	1	8260B	1/16/18 14:51	ANG	P8A0210
1,3-Dichloropropane	BRL	mg/kg dry	0.0050	0.00025	1	8260B	1/16/18 14:51	ANG	P8A0210
1,4-Dichlorobenzene	BRL	mg/kg dry	0.0050	0.00020	1	8260B	1/16/18 14:51	ANG	P8A0210
2,2-Dichloropropane	BRL	mg/kg dry	0.0050	0.00024	1	8260B	1/16/18 14:51	ANG	P8A0210
2-Chlorotoluene	BRL	mg/kg dry	0.0050	0.00026	1	8260B	1/16/18 14:51	ANG	P8A0210
4-Chlorotoluene	BRL	mg/kg dry	0.0050	0.00030	1	8260B	1/16/18 14:51	ANG	P8A0210
4-Isopropyltoluene	BRL	mg/kg dry	0.0050	0.00024	1	8260B	1/16/18 14:51	ANG	P8A0210
Acetone	BRL	mg/kg dry	0.050	0.0012	1	8260B	1/16/18 14:51	ANG	P8A0210
Benzene	BRL	mg/kg dry	0.0030	0.00029	1	8260B	1/16/18 14:51	ANG	P8A0210
Bromobenzene	BRL	mg/kg dry	0.0050	0.00042	1	8260B	1/16/18 14:51	ANG	P8A0210
Bromochloromethane	BRL	mg/kg dry	0.0050	0.00028	1	8260B	1/16/18 14:51	ANG	P8A0210
Bromodichloromethane	BRL	mg/kg dry	0.0050	0.00028	1	8260B	1/16/18 14:51	ANG	P8A0210
Bromoform	BRL	mg/kg dry	0.0050	0.00057	1	8260B	1/16/18 14:51	ANG	P8A0210
Bromomethane	BRL	mg/kg dry	0.010	0.00062	1	8260B	1/16/18 14:51	ANG	P8A0210
Carbon Tetrachloride	BRL	mg/kg dry	0.0050	0.00025	1	8260B	1/16/18 14:51	ANG	P8A0210
Chlorobenzene	BRL	mg/kg dry	0.0050	0.00027	1	8260B	1/16/18 14:51	ANG	P8A0210
Chloroethane	BRL	mg/kg dry	0.010	0.00042	1	8260B	1/16/18 14:51	ANG	P8A0210
Chloroform	BRL	mg/kg dry	0.0050	0.00036	1	8260B	1/16/18 14:51	ANG	P8A0210
Chloromethane	BRL	mg/kg dry	0.0050	0.00034	1	8260B	1/16/18 14:51	ANG	P8A0210
cis-1,2-Dichloroethylene	BRL	mg/kg dry	0.0050	0.00021	1	8260B	1/16/18 14:51	ANG	P8A0210
cis-1,3-Dichloropropylene	BRL	mg/kg dry	0.0050	0.00017	1	8260B	1/16/18 14:51	ANG	P8A0210
Dibromochloromethane	BRL	mg/kg dry	0.0050	0.00021	1	8260B	1/16/18 14:51	ANG	P8A0210
Dichlorodifluoromethane	BRL	mg/kg dry	0.0050	0.00023	1	8260B	1/16/18 14:51	ANG	P8A0210

This report should not be reproduced, except in its entirety, without the written consent of Prism Laboratories, Inc.

Geosyntec Consultants of NC, PC - Raleigh Project: NCDOT West End, NC
 Attn: Matthew Jenny
 2501 Blue Ridge Road, Ste 430
 Raleigh, NC 27607

Client Sample ID: SB-NE-1-6.5-7
 Prism Sample ID: 8010201-03
 Prism Work Order: 8010201
 Time Collected: 01/08/18 11:45
 Time Submitted: 01/12/18 16:40

Sample Matrix: Solid

Parameter	Result	Units	Report Limit	MDL	Dilution Factor	Method	Analysis Date/Time	Analyst	Batch ID
Ethylbenzene	BRL	mg/kg dry	0.0050	0.00019	1	8260B	1/16/18 14:51	ANG	P8A0210
Isopropyl Ether	BRL	mg/kg dry	0.0050	0.00021	1	8260B	1/16/18 14:51	ANG	P8A0210
Isopropylbenzene (Cumene)	BRL	mg/kg dry	0.0050	0.00030	1	8260B	1/16/18 14:51	ANG	P8A0210
m,p-Xylenes	BRL	mg/kg dry	0.010	0.00046	1	8260B	1/16/18 14:51	ANG	P8A0210
Methyl Butyl Ketone (2-Hexanone)	BRL	mg/kg dry	0.050	0.00046	1	8260B	1/16/18 14:51	ANG	P8A0210
Methyl Ethyl Ketone (2-Butanone)	BRL	mg/kg dry	0.10	0.00046	1	8260B	1/16/18 14:51	ANG	P8A0210
Methyl Isobutyl Ketone	BRL	mg/kg dry	0.050	0.00043	1	8260B	1/16/18 14:51	ANG	P8A0210
Methylene Chloride	BRL	mg/kg dry	0.010	0.00028	1	8260B	1/16/18 14:51	ANG	P8A0210
Methyl-tert-Butyl Ether	BRL	mg/kg dry	0.010	0.00016	1	8260B	1/16/18 14:51	ANG	P8A0210
Naphthalene	BRL	mg/kg dry	0.010	0.00016	1	8260B	1/16/18 14:51	ANG	P8A0210
n-Butylbenzene	BRL	mg/kg dry	0.0050	0.00026	1	8260B	1/16/18 14:51	ANG	P8A0210
n-Propylbenzene	BRL	mg/kg dry	0.0050	0.00030	1	8260B	1/16/18 14:51	ANG	P8A0210
o-Xylene	BRL	mg/kg dry	0.0050	0.00021	1	8260B	1/16/18 14:51	ANG	P8A0210
sec-Butylbenzene	BRL	mg/kg dry	0.0050	0.00024	1	8260B	1/16/18 14:51	ANG	P8A0210
Styrene	BRL	mg/kg dry	0.0050	0.00030	1	8260B	1/16/18 14:51	ANG	P8A0210
tert-Butylbenzene	BRL	mg/kg dry	0.0050	0.00017	1	8260B	1/16/18 14:51	ANG	P8A0210
Tetrachloroethylene	BRL	mg/kg dry	0.0050	0.00024	1	8260B	1/16/18 14:51	ANG	P8A0210
Toluene	0.0035 J	mg/kg dry	0.0050	0.00029	1	8260B	1/16/18 14:51	ANG	P8A0210
trans-1,2-Dichloroethylene	BRL	mg/kg dry	0.0050	0.00030	1	8260B	1/16/18 14:51	ANG	P8A0210
trans-1,3-Dichloropropylene	BRL	mg/kg dry	0.0050	0.00026	1	8260B	1/16/18 14:51	ANG	P8A0210
Trichloroethylene	BRL	mg/kg dry	0.0050	0.00033	1	8260B	1/16/18 14:51	ANG	P8A0210
Trichlorofluoromethane	BRL	mg/kg dry	0.0050	0.00033	1	8260B	1/16/18 14:51	ANG	P8A0210
Vinyl acetate	BRL	mg/kg dry	0.025	0.00069	1	8260B	1/16/18 14:51	ANG	P8A0210
Vinyl chloride	BRL	mg/kg dry	0.0050	0.00024	1	8260B	1/16/18 14:51	ANG	P8A0210
Xylenes, total	BRL	mg/kg dry	0.015	0.00094	1	8260B	1/16/18 14:51	ANG	P8A0210

Surrogate	Recovery	Control Limits
4-Bromofluorobenzene	99 %	70-130
Dibromofluoromethane	100 %	84-123
Toluene-d8	82 %	76-129

Geosyntec Consultants of NC, PC - Raleigh Project: NCDOT West End, NC
 Attn: Matthew Jenny
 2501 Blue Ridge Road, Ste 430
 Raleigh, NC 27607

Sample Matrix: Solid

Client Sample ID: SB-NE-3-6-6.5
 Prism Sample ID: 8010201-04
 Prism Work Order: 8010201
 Time Collected: 01/08/18 12:25
 Time Submitted: 01/12/18 16:40

Parameter	Result	Units	Report Limit	MDL	Dilution Factor	Method	Analysis Date/Time	Analyst	Batch ID
-----------	--------	-------	--------------	-----	-----------------	--------	--------------------	---------	----------

General Chemistry Parameters

% Solids	86.2	% by Weight	0.100	0.100	1	*SM2540 G	1/18/18 12:00	BJC	P8A0263
----------	------	-------------	-------	-------	---	-----------	---------------	-----	---------

Volatile Organic Compounds by GC/MS

1,1,1,2-Tetrachloroethane	BRL	mg/kg dry	0.0048	0.00040	1	8260B	1/20/18 1:07	ANG	P8A0275
1,1,1-Trichloroethane	BRL	mg/kg dry	0.0048	0.00023	1	8260B	1/20/18 1:07	ANG	P8A0275
1,1,2,2-Tetrachloroethane	BRL	mg/kg dry	0.0048	0.00033	1	8260B	1/20/18 1:07	ANG	P8A0275
1,1,2-Trichloroethane	BRL	mg/kg dry	0.0048	0.00043	1	8260B	1/20/18 1:07	ANG	P8A0275
1,1-Dichloroethane	BRL	mg/kg dry	0.0048	0.00013	1	8260B	1/20/18 1:07	ANG	P8A0275
1,1-Dichloroethylene	BRL	mg/kg dry	0.0048	0.00021	1	8260B	1/20/18 1:07	ANG	P8A0275
1,1-Dichloropropylene	BRL	mg/kg dry	0.0048	0.00026	1	8260B	1/20/18 1:07	ANG	P8A0275
1,2,3-Trichlorobenzene	BRL	mg/kg dry	0.0048	0.00027	1	8260B	1/20/18 1:07	ANG	P8A0275
1,2,3-Trichloropropane	BRL	mg/kg dry	0.0048	0.00061	1	8260B	1/20/18 1:07	ANG	P8A0275
1,2,4-Trichlorobenzene	BRL	mg/kg dry	0.0048	0.00036	1	8260B	1/20/18 1:07	ANG	P8A0275
1,2,4-Trimethylbenzene	BRL	mg/kg dry	0.0048	0.00037	1	8260B	1/20/18 1:07	ANG	P8A0275
1,2-Dibromoethane	BRL	mg/kg dry	0.0048	0.00019	1	8260B	1/20/18 1:07	ANG	P8A0275
1,2-Dichlorobenzene	BRL	mg/kg dry	0.0048	0.00023	1	8260B	1/20/18 1:07	ANG	P8A0275
1,2-Dichloroethane	BRL	mg/kg dry	0.0048	0.00029	1	8260B	1/20/18 1:07	ANG	P8A0275
1,2-Dichloropropane	BRL	mg/kg dry	0.0048	0.00030	1	8260B	1/20/18 1:07	ANG	P8A0275
1,3,5-Trimethylbenzene	BRL	mg/kg dry	0.0048	0.00036	1	8260B	1/20/18 1:07	ANG	P8A0275
1,3-Dichlorobenzene	BRL	mg/kg dry	0.0048	0.00032	1	8260B	1/20/18 1:07	ANG	P8A0275
1,3-Dichloropropane	BRL	mg/kg dry	0.0048	0.00024	1	8260B	1/20/18 1:07	ANG	P8A0275
1,4-Dichlorobenzene	BRL	mg/kg dry	0.0048	0.00019	1	8260B	1/20/18 1:07	ANG	P8A0275
2,2-Dichloropropane	BRL	mg/kg dry	0.0048	0.00023	1	8260B	1/20/18 1:07	ANG	P8A0275
2-Chlorotoluene	BRL	mg/kg dry	0.0048	0.00025	1	8260B	1/20/18 1:07	ANG	P8A0275
4-Chlorotoluene	BRL	mg/kg dry	0.0048	0.00029	1	8260B	1/20/18 1:07	ANG	P8A0275
4-Isopropyltoluene	BRL	mg/kg dry	0.0048	0.00023	1	8260B	1/20/18 1:07	ANG	P8A0275
Acetone	BRL	mg/kg dry	0.048	0.0012	1	8260B	1/20/18 1:07	ANG	P8A0275
Benzene	BRL	mg/kg dry	0.0029	0.00028	1	8260B	1/20/18 1:07	ANG	P8A0275
Bromobenzene	BRL	mg/kg dry	0.0048	0.00040	1	8260B	1/20/18 1:07	ANG	P8A0275
Bromochloromethane	BRL	mg/kg dry	0.0048	0.00026	1	8260B	1/20/18 1:07	ANG	P8A0275
Bromodichloromethane	BRL	mg/kg dry	0.0048	0.00027	1	8260B	1/20/18 1:07	ANG	P8A0275
Bromoform	BRL	mg/kg dry	0.0048	0.00055	1	8260B	1/20/18 1:07	ANG	P8A0275
Bromomethane	BRL	mg/kg dry	0.0096	0.00059	1	8260B	1/20/18 1:07	ANG	P8A0275
Carbon Tetrachloride	BRL	mg/kg dry	0.0048	0.00024	1	8260B	1/20/18 1:07	ANG	P8A0275
Chlorobenzene	BRL	mg/kg dry	0.0048	0.00026	1	8260B	1/20/18 1:07	ANG	P8A0275
Chloroethane	BRL	mg/kg dry	0.0096	0.00040	1	8260B	1/20/18 1:07	ANG	P8A0275
Chloroform	BRL	mg/kg dry	0.0048	0.00035	1	8260B	1/20/18 1:07	ANG	P8A0275
Chloromethane	BRL	mg/kg dry	0.0048	0.00032	1	8260B	1/20/18 1:07	ANG	P8A0275
cis-1,2-Dichloroethylene	BRL	mg/kg dry	0.0048	0.00021	1	8260B	1/20/18 1:07	ANG	P8A0275
cis-1,3-Dichloropropylene	BRL	mg/kg dry	0.0048	0.00016	1	8260B	1/20/18 1:07	ANG	P8A0275
Dibromochloromethane	BRL	mg/kg dry	0.0048	0.00020	1	8260B	1/20/18 1:07	ANG	P8A0275
Dichlorodifluoromethane	BRL	mg/kg dry	0.0048	0.00022	1	8260B	1/20/18 1:07	ANG	P8A0275

This report should not be reproduced, except in its entirety, without the written consent of Prism Laboratories, Inc.

Geosyntec Consultants of NC, PC - Raleigh Project: NCDOT West End, NC
 Attn: Matthew Jenny
 2501 Blue Ridge Road, Ste 430
 Raleigh, NC 27607

Sample Matrix: Solid

Client Sample ID: SB-NE-3-6-6.5
 Prism Sample ID: 8010201-04
 Prism Work Order: 8010201
 Time Collected: 01/08/18 12:25
 Time Submitted: 01/12/18 16:40

Parameter	Result	Units	Report Limit	MDL	Dilution Factor	Method	Analysis Date/Time	Analyst	Batch ID
Ethylbenzene	BRL	mg/kg dry	0.0048	0.00018	1	8260B	1/20/18 1:07	ANG	P8A0275
Isopropyl Ether	BRL	mg/kg dry	0.0048	0.00020	1	8260B	1/20/18 1:07	ANG	P8A0275
Isopropylbenzene (Cumene)	BRL	mg/kg dry	0.0048	0.00029	1	8260B	1/20/18 1:07	ANG	P8A0275
m,p-Xylenes	BRL	mg/kg dry	0.0096	0.00044	1	8260B	1/20/18 1:07	ANG	P8A0275
Methyl Butyl Ketone (2-Hexanone)	BRL	mg/kg dry	0.048	0.00044	1	8260B	1/20/18 1:07	ANG	P8A0275
Methyl Ethyl Ketone (2-Butanone)	BRL	mg/kg dry	0.096	0.00044	1	8260B	1/20/18 1:07	ANG	P8A0275
Methyl Isobutyl Ketone	BRL	mg/kg dry	0.048	0.00041	1	8260B	1/20/18 1:07	ANG	P8A0275
Methylene Chloride	BRL	mg/kg dry	0.0096	0.00027	1	8260B	1/20/18 1:07	ANG	P8A0275
Methyl-tert-Butyl Ether	BRL	mg/kg dry	0.0096	0.00015	1	8260B	1/20/18 1:07	ANG	P8A0275
Naphthalene	BRL	mg/kg dry	0.0096	0.00015	1	8260B	1/20/18 1:07	ANG	P8A0275
n-Butylbenzene	BRL	mg/kg dry	0.0048	0.00025	1	8260B	1/20/18 1:07	ANG	P8A0275
n-Propylbenzene	BRL	mg/kg dry	0.0048	0.00029	1	8260B	1/20/18 1:07	ANG	P8A0275
o-Xylene	BRL	mg/kg dry	0.0048	0.00020	1	8260B	1/20/18 1:07	ANG	P8A0275
sec-Butylbenzene	BRL	mg/kg dry	0.0048	0.00023	1	8260B	1/20/18 1:07	ANG	P8A0275
Styrene	BRL	mg/kg dry	0.0048	0.00029	1	8260B	1/20/18 1:07	ANG	P8A0275
tert-Butylbenzene	BRL	mg/kg dry	0.0048	0.00016	1	8260B	1/20/18 1:07	ANG	P8A0275
Tetrachloroethylene	BRL	mg/kg dry	0.0048	0.00023	1	8260B	1/20/18 1:07	ANG	P8A0275
Toluene	BRL	mg/kg dry	0.0048	0.00028	1	8260B	1/20/18 1:07	ANG	P8A0275
trans-1,2-Dichloroethylene	BRL	mg/kg dry	0.0048	0.00029	1	8260B	1/20/18 1:07	ANG	P8A0275
trans-1,3-Dichloropropylene	BRL	mg/kg dry	0.0048	0.00025	1	8260B	1/20/18 1:07	ANG	P8A0275
Trichloroethylene	BRL	mg/kg dry	0.0048	0.00031	1	8260B	1/20/18 1:07	ANG	P8A0275
Trichlorofluoromethane	BRL	mg/kg dry	0.0048	0.00031	1	8260B	1/20/18 1:07	ANG	P8A0275
Vinyl acetate	BRL	mg/kg dry	0.024	0.00066	1	8260B	1/20/18 1:07	ANG	P8A0275
Vinyl chloride	BRL	mg/kg dry	0.0048	0.00023	1	8260B	1/20/18 1:07	ANG	P8A0275
Xylenes, total	BRL	mg/kg dry	0.014	0.00090	1	8260B	1/20/18 1:07	ANG	P8A0275
						Surrogate	Recovery	Control Limits	
						4-Bromofluorobenzene	103 %	70-130	
						Dibromofluoromethane	101 %	84-123	
						Toluene-d8	99 %	76-129	

Geosyntec Consultants of NC, PC - Raleigh Project: NCDOT West End, NC
Attn: Matthew Jenny
2501 Blue Ridge Road, Ste 430
Raleigh, NC 27607

Sample Matrix: Solid

Client Sample ID: SB-NE-6-0.5-1
Prism Sample ID: 8010201-05
Prism Work Order: 8010201
Time Collected: 01/08/18 14:20
Time Submitted: 01/12/18 16:40

Parameter	Result	Units	Report Limit	MDL	Dilution Factor	Method	Analysis Date/Time	Analyst	Batch ID
General Chemistry Parameters									
% Solids	89.6	% by Weight	0.100	0.100	1	*SM2540 G	1/18/18 12:00	BJC	P8A0263
Volatile Organic Compounds by GC/MS									
1,1,1,2-Tetrachloroethane	BRL	mg/kg dry	0.0050	0.00041	1	8260B	1/16/18 15:47	ANG	P8A0210
1,1,1-Trichloroethane	BRL	mg/kg dry	0.0050	0.00024	1	8260B	1/16/18 15:47	ANG	P8A0210
1,1,2,2-Tetrachloroethane	BRL	mg/kg dry	0.0050	0.00034	1	8260B	1/16/18 15:47	ANG	P8A0210
1,1,2-Trichloroethane	BRL	mg/kg dry	0.0050	0.00044	1	8260B	1/16/18 15:47	ANG	P8A0210
1,1-Dichloroethane	BRL	mg/kg dry	0.0050	0.00014	1	8260B	1/16/18 15:47	ANG	P8A0210
1,1-Dichloroethylene	BRL	mg/kg dry	0.0050	0.00022	1	8260B	1/16/18 15:47	ANG	P8A0210
1,1-Dichloropropylene	BRL	mg/kg dry	0.0050	0.00027	1	8260B	1/16/18 15:47	ANG	P8A0210
1,2,3-Trichlorobenzene	BRL	mg/kg dry	0.0050	0.00028	1	8260B	1/16/18 15:47	ANG	P8A0210
1,2,3-Trichloropropane	BRL	mg/kg dry	0.0050	0.00064	1	8260B	1/16/18 15:47	ANG	P8A0210
1,2,4-Trichlorobenzene	BRL	mg/kg dry	0.0050	0.00037	1	8260B	1/16/18 15:47	ANG	P8A0210
1,2,4-Trimethylbenzene	0.014	mg/kg dry	0.0050	0.00038	1	8260B	1/16/18 15:47	ANG	P8A0210
1,2-Dibromoethane	BRL	mg/kg dry	0.0050	0.00020	1	8260B	1/16/18 15:47	ANG	P8A0210
1,2-Dichlorobenzene	BRL	mg/kg dry	0.0050	0.00023	1	8260B	1/16/18 15:47	ANG	P8A0210
1,2-Dichloroethane	BRL	mg/kg dry	0.0050	0.00030	1	8260B	1/16/18 15:47	ANG	P8A0210
1,2-Dichloropropane	BRL	mg/kg dry	0.0050	0.00031	1	8260B	1/16/18 15:47	ANG	P8A0210
1,3,5-Trimethylbenzene	0.011	mg/kg dry	0.0050	0.00038	1	8260B	1/16/18 15:47	ANG	P8A0210
1,3-Dichlorobenzene	BRL	mg/kg dry	0.0050	0.00033	1	8260B	1/16/18 15:47	ANG	P8A0210
1,3-Dichloropropane	BRL	mg/kg dry	0.0050	0.00025	1	8260B	1/16/18 15:47	ANG	P8A0210
1,4-Dichlorobenzene	BRL	mg/kg dry	0.0050	0.00020	1	8260B	1/16/18 15:47	ANG	P8A0210
2,2-Dichloropropane	BRL	mg/kg dry	0.0050	0.00024	1	8260B	1/16/18 15:47	ANG	P8A0210
2-Chlorotoluene	BRL	mg/kg dry	0.0050	0.00026	1	8260B	1/16/18 15:47	ANG	P8A0210
4-Chlorotoluene	BRL	mg/kg dry	0.0050	0.00030	1	8260B	1/16/18 15:47	ANG	P8A0210
4-Isopropyltoluene	0.0028 J	mg/kg dry	0.0050	0.00024	1	8260B	1/16/18 15:47	ANG	P8A0210
Acetone	BRL	mg/kg dry	0.050	0.0012	1	8260B	1/16/18 15:47	ANG	P8A0210
Benzene	BRL	mg/kg dry	0.0030	0.00029	1	8260B	1/16/18 15:47	ANG	P8A0210
Bromobenzene	BRL	mg/kg dry	0.0050	0.00042	1	8260B	1/16/18 15:47	ANG	P8A0210
Bromochloromethane	BRL	mg/kg dry	0.0050	0.00027	1	8260B	1/16/18 15:47	ANG	P8A0210
Bromodichloromethane	BRL	mg/kg dry	0.0050	0.00028	1	8260B	1/16/18 15:47	ANG	P8A0210
Bromoform	BRL	mg/kg dry	0.0050	0.00057	1	8260B	1/16/18 15:47	ANG	P8A0210
Bromomethane	BRL	mg/kg dry	0.010	0.00062	1	8260B	1/16/18 15:47	ANG	P8A0210
Carbon Tetrachloride	BRL	mg/kg dry	0.0050	0.00025	1	8260B	1/16/18 15:47	ANG	P8A0210
Chlorobenzene	BRL	mg/kg dry	0.0050	0.00026	1	8260B	1/16/18 15:47	ANG	P8A0210
Chloroethane	BRL	mg/kg dry	0.010	0.00042	1	8260B	1/16/18 15:47	ANG	P8A0210
Chloroform	BRL	mg/kg dry	0.0050	0.00036	1	8260B	1/16/18 15:47	ANG	P8A0210
Chloromethane	BRL	mg/kg dry	0.0050	0.00034	1	8260B	1/16/18 15:47	ANG	P8A0210
cis-1,2-Dichloroethylene	BRL	mg/kg dry	0.0050	0.00021	1	8260B	1/16/18 15:47	ANG	P8A0210
cis-1,3-Dichloropropylene	BRL	mg/kg dry	0.0050	0.00017	1	8260B	1/16/18 15:47	ANG	P8A0210
Dibromochloromethane	BRL	mg/kg dry	0.0050	0.00021	1	8260B	1/16/18 15:47	ANG	P8A0210
Dichlorodifluoromethane	BRL	mg/kg dry	0.0050	0.00023	1	8260B	1/16/18 15:47	ANG	P8A0210

This report should not be reproduced, except in its entirety, without the written consent of Prism Laboratories, Inc.



Geosyntec Consultants of NC, PC - Raleigh Project: NCDOT West End, NC
 Attn: Matthew Jenny
 2501 Blue Ridge Road, Ste 430
 Raleigh, NC 27607

Sample Matrix: Solid

Client Sample ID: SB-NE-6-0.5-1
 Prism Sample ID: 8010201-05
 Prism Work Order: 8010201
 Time Collected: 01/08/18 14:20
 Time Submitted: 01/12/18 16:40

Parameter	Result	Units	Report Limit	MDL	Dilution Factor	Method	Analysis Date/Time	Analyst	Batch ID
Ethylbenzene	BRL	mg/kg dry	0.0050	0.00019	1	8260B	1/16/18 15:47	ANG	P8A0210
Isopropyl Ether	BRL	mg/kg dry	0.0050	0.00020	1	8260B	1/16/18 15:47	ANG	P8A0210
Isopropylbenzene (Cumene)	BRL	mg/kg dry	0.0050	0.00030	1	8260B	1/16/18 15:47	ANG	P8A0210
m,p-Xylenes	BRL	mg/kg dry	0.010	0.00046	1	8260B	1/16/18 15:47	ANG	P8A0210
Methyl Butyl Ketone (2-Hexanone)	BRL	mg/kg dry	0.050	0.00045	1	8260B	1/16/18 15:47	ANG	P8A0210
Methyl Ethyl Ketone (2-Butanone)	BRL	mg/kg dry	0.10	0.00045	1	8260B	1/16/18 15:47	ANG	P8A0210
Methyl Isobutyl Ketone	BRL	mg/kg dry	0.050	0.00043	1	8260B	1/16/18 15:47	ANG	P8A0210
Methylene Chloride	BRL	mg/kg dry	0.010	0.00028	1	8260B	1/16/18 15:47	ANG	P8A0210
Methyl-tert-Butyl Ether	BRL	mg/kg dry	0.010	0.00016	1	8260B	1/16/18 15:47	ANG	P8A0210
Naphthalene	BRL	mg/kg dry	0.010	0.00016	1	8260B	1/16/18 15:47	ANG	P8A0210
n-Butylbenzene	BRL	mg/kg dry	0.0050	0.00025	1	8260B	1/16/18 15:47	ANG	P8A0210
n-Propylbenzene	BRL	mg/kg dry	0.0050	0.00030	1	8260B	1/16/18 15:47	ANG	P8A0210
o-Xylene	BRL	mg/kg dry	0.0050	0.00020	1	8260B	1/16/18 15:47	ANG	P8A0210
sec-Butylbenzene	BRL	mg/kg dry	0.0050	0.00024	1	8260B	1/16/18 15:47	ANG	P8A0210
Styrene	BRL	mg/kg dry	0.0050	0.00030	1	8260B	1/16/18 15:47	ANG	P8A0210
tert-Butylbenzene	BRL	mg/kg dry	0.0050	0.00017	1	8260B	1/16/18 15:47	ANG	P8A0210
Tetrachloroethylene	BRL	mg/kg dry	0.0050	0.00024	1	8260B	1/16/18 15:47	ANG	P8A0210
Toluene	BRL	mg/kg dry	0.0050	0.00029	1	8260B	1/16/18 15:47	ANG	P8A0210
trans-1,2-Dichloroethylene	BRL	mg/kg dry	0.0050	0.00030	1	8260B	1/16/18 15:47	ANG	P8A0210
trans-1,3-Dichloropropylene	BRL	mg/kg dry	0.0050	0.00026	1	8260B	1/16/18 15:47	ANG	P8A0210
Trichloroethylene	BRL	mg/kg dry	0.0050	0.00032	1	8260B	1/16/18 15:47	ANG	P8A0210
Trichlorofluoromethane	BRL	mg/kg dry	0.0050	0.00032	1	8260B	1/16/18 15:47	ANG	P8A0210
Vinyl acetate	BRL	mg/kg dry	0.025	0.00068	1	8260B	1/16/18 15:47	ANG	P8A0210
Vinyl chloride	BRL	mg/kg dry	0.0050	0.00024	1	8260B	1/16/18 15:47	ANG	P8A0210
Xylenes, total	BRL	mg/kg dry	0.015	0.00094	1	8260B	1/16/18 15:47	ANG	P8A0210

Surrogate	Recovery	Control Limits
4-Bromofluorobenzene	88 %	70-130
Dibromofluoromethane	97 %	84-123
Toluene-d8	81 %	76-129

This report should not be reproduced, except in its entirety, without the written consent of Prism Laboratories, Inc.

Geosyntec Consultants of NC, PC - Raleigh Project: NCDOT West End, NC
 Attn: Matthew Jenny
 2501 Blue Ridge Road, Ste 430
 Raleigh, NC 27607

Sample Matrix: Solid

Client Sample ID: SB-NE-6-13-13.5
 Prism Sample ID: 8010201-06
 Prism Work Order: 8010201
 Time Collected: 01/08/18 14:30
 Time Submitted: 01/12/18 16:40

Parameter	Result	Units	Report Limit	MDL	Dilution Factor	Method	Analysis Date/Time	Analyst	Batch ID
-----------	--------	-------	--------------	-----	-----------------	--------	--------------------	---------	----------

General Chemistry Parameters

% Solids	83.5	% by Weight	0.100	0.100	1	*SM2540 G	1/18/18 12:00	BJC	P8A0263
----------	------	-------------	-------	-------	---	-----------	---------------	-----	---------

Volatile Organic Compounds by GC/MS

1,1,1,2-Tetrachloroethane	BRL	mg/kg dry	0.0041	0.00034	1	8260B	1/16/18 16:15	ANG	P8A0210
1,1,1-Trichloroethane	BRL	mg/kg dry	0.0041	0.00020	1	8260B	1/16/18 16:15	ANG	P8A0210
1,1,2,2-Tetrachloroethane	BRL	mg/kg dry	0.0041	0.00028	1	8260B	1/16/18 16:15	ANG	P8A0210
1,1,2-Trichloroethane	BRL	mg/kg dry	0.0041	0.00036	1	8260B	1/16/18 16:15	ANG	P8A0210
1,1-Dichloroethane	BRL	mg/kg dry	0.0041	0.00011	1	8260B	1/16/18 16:15	ANG	P8A0210
1,1-Dichloroethylene	BRL	mg/kg dry	0.0041	0.00018	1	8260B	1/16/18 16:15	ANG	P8A0210
1,1-Dichloropropylene	BRL	mg/kg dry	0.0041	0.00022	1	8260B	1/16/18 16:15	ANG	P8A0210
1,2,3-Trichlorobenzene	BRL	mg/kg dry	0.0041	0.00023	1	8260B	1/16/18 16:15	ANG	P8A0210
1,2,3-Trichloropropane	BRL	mg/kg dry	0.0041	0.00052	1	8260B	1/16/18 16:15	ANG	P8A0210
1,2,4-Trichlorobenzene	BRL	mg/kg dry	0.0041	0.00030	1	8260B	1/16/18 16:15	ANG	P8A0210
1,2,4-Trimethylbenzene	See 8260ML	mg/kg dry	0.0041	0.00031	1	8260B	1/16/18 16:15	ANG	P8A0210
1,2-Dibromoethane	BRL	mg/kg dry	0.0041	0.00016	1	8260B	1/16/18 16:15	ANG	P8A0210
1,2-Dichlorobenzene	BRL	mg/kg dry	0.0041	0.00019	1	8260B	1/16/18 16:15	ANG	P8A0210
1,2-Dichloroethane	BRL	mg/kg dry	0.0041	0.00024	1	8260B	1/16/18 16:15	ANG	P8A0210
1,2-Dichloropropane	BRL	mg/kg dry	0.0041	0.00025	1	8260B	1/16/18 16:15	ANG	P8A0210
1,3,5-Trimethylbenzene	See 8260ML	mg/kg dry	0.0041	0.00031	1	8260B	1/16/18 16:15	ANG	P8A0210
1,3-Dichlorobenzene	BRL	mg/kg dry	0.0041	0.00027	1	8260B	1/16/18 16:15	ANG	P8A0210
1,3-Dichloropropane	BRL	mg/kg dry	0.0041	0.00021	1	8260B	1/16/18 16:15	ANG	P8A0210
1,4-Dichlorobenzene	BRL	mg/kg dry	0.0041	0.00016	1	8260B	1/16/18 16:15	ANG	P8A0210
2,2-Dichloropropane	BRL	mg/kg dry	0.0041	0.00019	1	8260B	1/16/18 16:15	ANG	P8A0210
2-Chlorotoluene	BRL	mg/kg dry	0.0041	0.00021	1	8260B	1/16/18 16:15	ANG	P8A0210
4-Chlorotoluene	BRL	mg/kg dry	0.0041	0.00024	1	8260B	1/16/18 16:15	ANG	P8A0210
4-Isopropyltoluene	0.051	mg/kg dry	0.0041	0.00020	1	8260B	1/16/18 16:15	ANG	P8A0210
Acetone	BRL	mg/kg dry	0.041	0.0010	1	8260B	1/16/18 16:15	ANG	P8A0210
Benzene	BRL	mg/kg dry	0.0025	0.00024	1	8260B	1/16/18 16:15	ANG	P8A0210
Bromobenzene	BRL	mg/kg dry	0.0041	0.00034	1	8260B	1/16/18 16:15	ANG	P8A0210
Bromochloromethane	BRL	mg/kg dry	0.0041	0.00022	1	8260B	1/16/18 16:15	ANG	P8A0210
Bromodichloromethane	BRL	mg/kg dry	0.0041	0.00023	1	8260B	1/16/18 16:15	ANG	P8A0210
Bromoform	BRL	mg/kg dry	0.0041	0.00046	1	8260B	1/16/18 16:15	ANG	P8A0210
Bromomethane	BRL	mg/kg dry	0.0082	0.00050	1	8260B	1/16/18 16:15	ANG	P8A0210
Carbon Tetrachloride	BRL	mg/kg dry	0.0041	0.00020	1	8260B	1/16/18 16:15	ANG	P8A0210
Chlorobenzene	BRL	mg/kg dry	0.0041	0.00022	1	8260B	1/16/18 16:15	ANG	P8A0210
Chloroethane	BRL	mg/kg dry	0.0082	0.00034	1	8260B	1/16/18 16:15	ANG	P8A0210
Chloroform	BRL	mg/kg dry	0.0041	0.00030	1	8260B	1/16/18 16:15	ANG	P8A0210
Chloromethane	BRL	mg/kg dry	0.0041	0.00027	1	8260B	1/16/18 16:15	ANG	P8A0210
cis-1,2-Dichloroethylene	BRL	mg/kg dry	0.0041	0.00017	1	8260B	1/16/18 16:15	ANG	P8A0210
cis-1,3-Dichloropropylene	BRL	mg/kg dry	0.0041	0.00014	1	8260B	1/16/18 16:15	ANG	P8A0210
Dibromochloromethane	BRL	mg/kg dry	0.0041	0.00017	1	8260B	1/16/18 16:15	ANG	P8A0210
Dichlorodifluoromethane	BRL	mg/kg dry	0.0041	0.00019	1	8260B	1/16/18 16:15	ANG	P8A0210

This report should not be reproduced, except in its entirety, without the written consent of Prism Laboratories, Inc.

Geosyntec Consultants of NC, PC - Raleigh Project: NCDOT West End, NC
 Attn: Matthew Jenny
 2501 Blue Ridge Road, Ste 430
 Raleigh, NC 27607

Client Sample ID: SB-NE-6-13-13.5
 Prism Sample ID: 8010201-06
 Prism Work Order: 8010201
 Time Collected: 01/08/18 14:30
 Time Submitted: 01/12/18 16:40

Sample Matrix: Solid

Parameter	Result	Units	Report Limit	MDL	Dilution Factor	Method	Analysis Date/Time	Analyst	Batch ID
Ethylbenzene	BRL	mg/kg dry	0.0041	0.00016	1	8260B	1/16/18 16:15	ANG	P8A0210
Isopropyl Ether	BRL	mg/kg dry	0.0041	0.00017	1	8260B	1/16/18 16:15	ANG	P8A0210
Isopropylbenzene (Cumene)	0.036	mg/kg dry	0.0041	0.00024	1	8260B	1/16/18 16:15	ANG	P8A0210
m,p-Xylenes	0.012	mg/kg dry	0.0082	0.00038	1	8260B	1/16/18 16:15	ANG	P8A0210
Methyl Butyl Ketone (2-Hexanone)	BRL	mg/kg dry	0.041	0.00037	1	8260B	1/16/18 16:15	ANG	P8A0210
Methyl Ethyl Ketone (2-Butanone)	BRL	mg/kg dry	0.082	0.00037	1	8260B	1/16/18 16:15	ANG	P8A0210
Methyl Isobutyl Ketone	BRL	mg/kg dry	0.041	0.00035	1	8260B	1/16/18 16:15	ANG	P8A0210
Methylene Chloride	BRL	mg/kg dry	0.0082	0.00023	1	8260B	1/16/18 16:15	ANG	P8A0210
Methyl-tert-Butyl Ether	BRL	mg/kg dry	0.0082	0.00013	1	8260B	1/16/18 16:15	ANG	P8A0210
Naphthalene	BRL	mg/kg dry	0.0082	0.00013	1	8260B	1/16/18 16:15	ANG	P8A0210
n-Butylbenzene	BRL	mg/kg dry	0.0041	0.00021	1	8260B	1/16/18 16:15	ANG	P8A0210
n-Propylbenzene	0.062	mg/kg dry	0.0041	0.00024	1	8260B	1/16/18 16:15	ANG	P8A0210
o-Xylene	BRL	mg/kg dry	0.0041	0.00017	1	8260B	1/16/18 16:15	ANG	P8A0210
sec-Butylbenzene	0.066	mg/kg dry	0.0041	0.00020	1	8260B	1/16/18 16:15	ANG	P8A0210
Styrene	BRL	mg/kg dry	0.0041	0.00025	1	8260B	1/16/18 16:15	ANG	P8A0210
tert-Butylbenzene	0.026	mg/kg dry	0.0041	0.00014	1	8260B	1/16/18 16:15	ANG	P8A0210
Tetrachloroethylene	BRL	mg/kg dry	0.0041	0.00019	1	8260B	1/16/18 16:15	ANG	P8A0210
Toluene	BRL	mg/kg dry	0.0041	0.00023	1	8260B	1/16/18 16:15	ANG	P8A0210
trans-1,2-Dichloroethylene	BRL	mg/kg dry	0.0041	0.00024	1	8260B	1/16/18 16:15	ANG	P8A0210
trans-1,3-Dichloropropylene	BRL	mg/kg dry	0.0041	0.00022	1	8260B	1/16/18 16:15	ANG	P8A0210
Trichloroethylene	BRL	mg/kg dry	0.0041	0.00027	1	8260B	1/16/18 16:15	ANG	P8A0210
Trichlorofluoromethane	BRL	mg/kg dry	0.0041	0.00026	1	8260B	1/16/18 16:15	ANG	P8A0210
Vinyl acetate	BRL	mg/kg dry	0.020	0.00056	1	8260B	1/16/18 16:15	ANG	P8A0210
Vinyl chloride	BRL	mg/kg dry	0.0041	0.00020	1	8260B	1/16/18 16:15	ANG	P8A0210
Xylenes, total	0.012	mg/kg dry	0.012	0.00077	1	8260B	1/16/18 16:15	ANG	P8A0210

Surrogate	Recovery	Control Limits
4-Bromofluorobenzene	84 %	70-130
Dibromofluoromethane	96 %	84-123
Toluene-d8	98 %	76-129

Volatile Organic Compounds by GC/MS (Medium Level)

1,2,4-Trimethylbenzene	3.8	mg/kg dry	0.25	0.056	50	8260B	1/20/18 10:23	ANG	P8A0301
1,3,5-Trimethylbenzene	2.0	mg/kg dry	0.25	0.062	50	8260B	1/20/18 10:23	ANG	P8A0301

Surrogate	Recovery	Control Limits
4-Bromofluorobenzene	100 %	70-130
Dibromofluoromethane	95 %	70-130
Toluene-d8	100 %	70-130

Geosyntec Consultants of NC, PC - Raleigh Project: NCDOT West End, NC
 Attn: Matthew Jenny
 2501 Blue Ridge Road, Ste 430
 Raleigh, NC 27607

Client Sample ID: SB-NE-7-7-7.5
 Prism Sample ID: 8010201-07
 Prism Work Order: 8010201
 Time Collected: 01/08/18 15:15
 Time Submitted: 01/12/18 16:40

Sample Matrix: Solid

Parameter	Result	Units	Report Limit	MDL	Dilution Factor	Method	Analysis Date/Time	Analyst	Batch ID
-----------	--------	-------	--------------	-----	-----------------	--------	--------------------	---------	----------

General Chemistry Parameters

% Solids	86.6	% by Weight	0.100	0.100	1	*SM2540 G	1/18/18 12:00	BJC	P8A0263
----------	------	-------------	-------	-------	---	-----------	---------------	-----	---------

Volatile Organic Compounds by GC/MS

1,1,1,2-Tetrachloroethane	BRL	mg/kg dry	0.0044	0.00037	1	8260B	1/16/18 16:43	ANG	P8A0210
1,1,1-Trichloroethane	BRL	mg/kg dry	0.0044	0.00021	1	8260B	1/16/18 16:43	ANG	P8A0210
1,1,2,2-Tetrachloroethane	BRL	mg/kg dry	0.0044	0.00030	1	8260B	1/16/18 16:43	ANG	P8A0210
1,1,2-Trichloroethane	BRL	mg/kg dry	0.0044	0.00039	1	8260B	1/16/18 16:43	ANG	P8A0210
1,1-Dichloroethane	BRL	mg/kg dry	0.0044	0.00012	1	8260B	1/16/18 16:43	ANG	P8A0210
1,1-Dichloroethylene	BRL	mg/kg dry	0.0044	0.00020	1	8260B	1/16/18 16:43	ANG	P8A0210
1,1-Dichloropropylene	BRL	mg/kg dry	0.0044	0.00024	1	8260B	1/16/18 16:43	ANG	P8A0210
1,2,3-Trichlorobenzene	BRL	mg/kg dry	0.0044	0.00025	1	8260B	1/16/18 16:43	ANG	P8A0210
1,2,3-Trichloropropane	BRL	mg/kg dry	0.0044	0.00057	1	8260B	1/16/18 16:43	ANG	P8A0210
1,2,4-Trichlorobenzene	BRL	mg/kg dry	0.0044	0.00033	1	8260B	1/16/18 16:43	ANG	P8A0210
1,2,4-Trimethylbenzene	0.0019 J	mg/kg dry	0.0044	0.00034	1	8260B	1/16/18 16:43	ANG	P8A0210
1,2-Dibromoethane	BRL	mg/kg dry	0.0044	0.00018	1	8260B	1/16/18 16:43	ANG	P8A0210
1,2-Dichlorobenzene	BRL	mg/kg dry	0.0044	0.00021	1	8260B	1/16/18 16:43	ANG	P8A0210
1,2-Dichloroethane	BRL	mg/kg dry	0.0044	0.00026	1	8260B	1/16/18 16:43	ANG	P8A0210
1,2-Dichloropropane	BRL	mg/kg dry	0.0044	0.00028	1	8260B	1/16/18 16:43	ANG	P8A0210
1,3,5-Trimethylbenzene	BRL	mg/kg dry	0.0044	0.00034	1	8260B	1/16/18 16:43	ANG	P8A0210
1,3-Dichlorobenzene	BRL	mg/kg dry	0.0044	0.00029	1	8260B	1/16/18 16:43	ANG	P8A0210
1,3-Dichloropropane	BRL	mg/kg dry	0.0044	0.00022	1	8260B	1/16/18 16:43	ANG	P8A0210
1,4-Dichlorobenzene	BRL	mg/kg dry	0.0044	0.00017	1	8260B	1/16/18 16:43	ANG	P8A0210
2,2-Dichloropropane	BRL	mg/kg dry	0.0044	0.00021	1	8260B	1/16/18 16:43	ANG	P8A0210
2-Chlorotoluene	BRL	mg/kg dry	0.0044	0.00023	1	8260B	1/16/18 16:43	ANG	P8A0210
4-Chlorotoluene	BRL	mg/kg dry	0.0044	0.00026	1	8260B	1/16/18 16:43	ANG	P8A0210
4-Isopropyltoluene	BRL	mg/kg dry	0.0044	0.00021	1	8260B	1/16/18 16:43	ANG	P8A0210
Acetone	BRL	mg/kg dry	0.044	0.0011	1	8260B	1/16/18 16:43	ANG	P8A0210
Benzene	BRL	mg/kg dry	0.0027	0.00026	1	8260B	1/16/18 16:43	ANG	P8A0210
Bromobenzene	BRL	mg/kg dry	0.0044	0.00037	1	8260B	1/16/18 16:43	ANG	P8A0210
Bromochloromethane	BRL	mg/kg dry	0.0044	0.00024	1	8260B	1/16/18 16:43	ANG	P8A0210
Bromodichloromethane	BRL	mg/kg dry	0.0044	0.00025	1	8260B	1/16/18 16:43	ANG	P8A0210
Bromoform	BRL	mg/kg dry	0.0044	0.00050	1	8260B	1/16/18 16:43	ANG	P8A0210
Bromomethane	BRL	mg/kg dry	0.0089	0.00055	1	8260B	1/16/18 16:43	ANG	P8A0210
Carbon Tetrachloride	BRL	mg/kg dry	0.0044	0.00022	1	8260B	1/16/18 16:43	ANG	P8A0210
Chlorobenzene	BRL	mg/kg dry	0.0044	0.00024	1	8260B	1/16/18 16:43	ANG	P8A0210
Chloroethane	BRL	mg/kg dry	0.0089	0.00037	1	8260B	1/16/18 16:43	ANG	P8A0210
Chloroform	BRL	mg/kg dry	0.0044	0.00032	1	8260B	1/16/18 16:43	ANG	P8A0210
Chloromethane	BRL	mg/kg dry	0.0044	0.00030	1	8260B	1/16/18 16:43	ANG	P8A0210
cis-1,2-Dichloroethylene	BRL	mg/kg dry	0.0044	0.00019	1	8260B	1/16/18 16:43	ANG	P8A0210
cis-1,3-Dichloropropylene	BRL	mg/kg dry	0.0044	0.00015	1	8260B	1/16/18 16:43	ANG	P8A0210
Dibromochloromethane	BRL	mg/kg dry	0.0044	0.00018	1	8260B	1/16/18 16:43	ANG	P8A0210
Dichlorodifluoromethane	BRL	mg/kg dry	0.0044	0.00020	1	8260B	1/16/18 16:43	ANG	P8A0210

Geosyntec Consultants of NC, PC - Raleigh Project: NCDOT West End, NC
 Attn: Matthew Jenny
 2501 Blue Ridge Road, Ste 430
 Raleigh, NC 27607

Client Sample ID: SB-NE-7-7-7.5
 Prism Sample ID: 8010201-07
 Prism Work Order: 8010201
 Time Collected: 01/08/18 15:15
 Time Submitted: 01/12/18 16:40

Sample Matrix: Solid

Parameter	Result	Units	Report Limit	MDL	Dilution Factor	Method	Analysis Date/Time	Analyst	Batch ID
Ethylbenzene	BRL	mg/kg dry	0.0044	0.00017	1	8260B	1/16/18 16:43	ANG	P8A0210
Isopropyl Ether	BRL	mg/kg dry	0.0044	0.00018	1	8260B	1/16/18 16:43	ANG	P8A0210
Isopropylbenzene (Cumene)	BRL	mg/kg dry	0.0044	0.00026	1	8260B	1/16/18 16:43	ANG	P8A0210
m,p-Xylenes	BRL	mg/kg dry	0.0089	0.00041	1	8260B	1/16/18 16:43	ANG	P8A0210
Methyl Butyl Ketone (2-Hexanone)	BRL	mg/kg dry	0.044	0.00040	1	8260B	1/16/18 16:43	ANG	P8A0210
Methyl Ethyl Ketone (2-Butanone)	BRL	mg/kg dry	0.089	0.00040	1	8260B	1/16/18 16:43	ANG	P8A0210
Methyl Isobutyl Ketone	BRL	mg/kg dry	0.044	0.00038	1	8260B	1/16/18 16:43	ANG	P8A0210
Methylene Chloride	BRL	mg/kg dry	0.0089	0.00025	1	8260B	1/16/18 16:43	ANG	P8A0210
Methyl-tert-Butyl Ether	BRL	mg/kg dry	0.0089	0.00014	1	8260B	1/16/18 16:43	ANG	P8A0210
Naphthalene	BRL	mg/kg dry	0.0089	0.00014	1	8260B	1/16/18 16:43	ANG	P8A0210
n-Butylbenzene	BRL	mg/kg dry	0.0044	0.00023	1	8260B	1/16/18 16:43	ANG	P8A0210
n-Propylbenzene	BRL	mg/kg dry	0.0044	0.00026	1	8260B	1/16/18 16:43	ANG	P8A0210
o-Xylene	BRL	mg/kg dry	0.0044	0.00018	1	8260B	1/16/18 16:43	ANG	P8A0210
sec-Butylbenzene	BRL	mg/kg dry	0.0044	0.00021	1	8260B	1/16/18 16:43	ANG	P8A0210
Styrene	BRL	mg/kg dry	0.0044	0.00027	1	8260B	1/16/18 16:43	ANG	P8A0210
tert-Butylbenzene	BRL	mg/kg dry	0.0044	0.00015	1	8260B	1/16/18 16:43	ANG	P8A0210
Tetrachloroethylene	BRL	mg/kg dry	0.0044	0.00021	1	8260B	1/16/18 16:43	ANG	P8A0210
Toluene	BRL	mg/kg dry	0.0044	0.00025	1	8260B	1/16/18 16:43	ANG	P8A0210
trans-1,2-Dichloroethylene	BRL	mg/kg dry	0.0044	0.00027	1	8260B	1/16/18 16:43	ANG	P8A0210
trans-1,3-Dichloropropylene	BRL	mg/kg dry	0.0044	0.00023	1	8260B	1/16/18 16:43	ANG	P8A0210
Trichloroethylene	BRL	mg/kg dry	0.0044	0.00029	1	8260B	1/16/18 16:43	ANG	P8A0210
Trichlorofluoromethane	BRL	mg/kg dry	0.0044	0.00029	1	8260B	1/16/18 16:43	ANG	P8A0210
Vinyl acetate	BRL	mg/kg dry	0.022	0.00061	1	8260B	1/16/18 16:43	ANG	P8A0210
Vinyl chloride	BRL	mg/kg dry	0.0044	0.00021	1	8260B	1/16/18 16:43	ANG	P8A0210
Xylenes, total	BRL	mg/kg dry	0.013	0.00083	1	8260B	1/16/18 16:43	ANG	P8A0210
			Surrogate			Recovery		Control Limits	
			4-Bromofluorobenzene			96 %		70-130	
			Dibromofluoromethane			101 %		84-123	
			Toluene-d8			83 %		76-129	

Geosyntec Consultants of NC, PC - Raleigh Project: NCDOT West End, NC
 Attn: Matthew Jenny
 2501 Blue Ridge Road, Ste 430
 Raleigh, NC 27607

Sample Matrix: Solid

Client Sample ID: SB-NE-5-6-6.5
 Prism Sample ID: 8010201-08
 Prism Work Order: 8010201
 Time Collected: 01/08/18 15:40
 Time Submitted: 01/12/18 16:40

Parameter	Result	Units	Report Limit	MDL	Dilution Factor	Method	Analysis Date/Time	Analyst	Batch ID
-----------	--------	-------	--------------	-----	-----------------	--------	--------------------	---------	----------

General Chemistry Parameters

% Solids	85.0	% by Weight	0.100	0.100	1	*SM2540 G	1/18/18 12:00	BJC	P8A0263
----------	------	-------------	-------	-------	---	-----------	---------------	-----	---------

Volatile Organic Compounds by GC/MS

1,1,1,2-Tetrachloroethane	BRL	mg/kg dry	0.0056	0.00046	1	8260B	1/16/18 17:11	ANG	P8A0210
1,1,1-Trichloroethane	BRL	mg/kg dry	0.0056	0.00027	1	8260B	1/16/18 17:11	ANG	P8A0210
1,1,2,2-Tetrachloroethane	BRL	mg/kg dry	0.0056	0.00038	1	8260B	1/16/18 17:11	ANG	P8A0210
1,1,2-Trichloroethane	BRL	mg/kg dry	0.0056	0.00050	1	8260B	1/16/18 17:11	ANG	P8A0210
1,1-Dichloroethane	BRL	mg/kg dry	0.0056	0.00016	1	8260B	1/16/18 17:11	ANG	P8A0210
1,1-Dichloroethylene	BRL	mg/kg dry	0.0056	0.00025	1	8260B	1/16/18 17:11	ANG	P8A0210
1,1-Dichloropropylene	BRL	mg/kg dry	0.0056	0.00031	1	8260B	1/16/18 17:11	ANG	P8A0210
1,2,3-Trichlorobenzene	BRL	mg/kg dry	0.0056	0.00032	1	8260B	1/16/18 17:11	ANG	P8A0210
1,2,3-Trichloropropane	BRL	mg/kg dry	0.0056	0.00072	1	8260B	1/16/18 17:11	ANG	P8A0210
1,2,4-Trichlorobenzene	BRL	mg/kg dry	0.0056	0.00042	1	8260B	1/16/18 17:11	ANG	P8A0210
1,2,4-Trimethylbenzene	BRL	mg/kg dry	0.0056	0.00043	1	8260B	1/16/18 17:11	ANG	P8A0210
1,2-Dibromoethane	BRL	mg/kg dry	0.0056	0.00023	1	8260B	1/16/18 17:11	ANG	P8A0210
1,2-Dichlorobenzene	BRL	mg/kg dry	0.0056	0.00026	1	8260B	1/16/18 17:11	ANG	P8A0210
1,2-Dichloroethane	BRL	mg/kg dry	0.0056	0.00033	1	8260B	1/16/18 17:11	ANG	P8A0210
1,2-Dichloropropane	BRL	mg/kg dry	0.0056	0.00035	1	8260B	1/16/18 17:11	ANG	P8A0210
1,3,5-Trimethylbenzene	BRL	mg/kg dry	0.0056	0.00042	1	8260B	1/16/18 17:11	ANG	P8A0210
1,3-Dichlorobenzene	BRL	mg/kg dry	0.0056	0.00037	1	8260B	1/16/18 17:11	ANG	P8A0210
1,3-Dichloropropane	BRL	mg/kg dry	0.0056	0.00028	1	8260B	1/16/18 17:11	ANG	P8A0210
1,4-Dichlorobenzene	BRL	mg/kg dry	0.0056	0.00022	1	8260B	1/16/18 17:11	ANG	P8A0210
2,2-Dichloropropane	BRL	mg/kg dry	0.0056	0.00027	1	8260B	1/16/18 17:11	ANG	P8A0210
2-Chlorotoluene	BRL	mg/kg dry	0.0056	0.00029	1	8260B	1/16/18 17:11	ANG	P8A0210
4-Chlorotoluene	BRL	mg/kg dry	0.0056	0.00033	1	8260B	1/16/18 17:11	ANG	P8A0210
4-Isopropyltoluene	BRL	mg/kg dry	0.0056	0.00027	1	8260B	1/16/18 17:11	ANG	P8A0210
Acetone	BRL	mg/kg dry	0.056	0.0014	1	8260B	1/16/18 17:11	ANG	P8A0210
Benzene	BRL	mg/kg dry	0.0034	0.00033	1	8260B	1/16/18 17:11	ANG	P8A0210
Bromobenzene	BRL	mg/kg dry	0.0056	0.00047	1	8260B	1/16/18 17:11	ANG	P8A0210
Bromochloromethane	BRL	mg/kg dry	0.0056	0.00031	1	8260B	1/16/18 17:11	ANG	P8A0210
Bromodichloromethane	BRL	mg/kg dry	0.0056	0.00031	1	8260B	1/16/18 17:11	ANG	P8A0210
Bromoform	BRL	mg/kg dry	0.0056	0.00064	1	8260B	1/16/18 17:11	ANG	P8A0210
Bromomethane	BRL	mg/kg dry	0.011	0.00069	1	8260B	1/16/18 17:11	ANG	P8A0210
Carbon Tetrachloride	BRL	mg/kg dry	0.0056	0.00028	1	8260B	1/16/18 17:11	ANG	P8A0210
Chlorobenzene	BRL	mg/kg dry	0.0056	0.00030	1	8260B	1/16/18 17:11	ANG	P8A0210
Chloroethane	BRL	mg/kg dry	0.011	0.00047	1	8260B	1/16/18 17:11	ANG	P8A0210
Chloroform	BRL	mg/kg dry	0.0056	0.00041	1	8260B	1/16/18 17:11	ANG	P8A0210
Chloromethane	BRL	mg/kg dry	0.0056	0.00038	1	8260B	1/16/18 17:11	ANG	P8A0210
cis-1,2-Dichloroethylene	BRL	mg/kg dry	0.0056	0.00024	1	8260B	1/16/18 17:11	ANG	P8A0210
cis-1,3-Dichloropropylene	BRL	mg/kg dry	0.0056	0.00019	1	8260B	1/16/18 17:11	ANG	P8A0210
Dibromochloromethane	BRL	mg/kg dry	0.0056	0.00023	1	8260B	1/16/18 17:11	ANG	P8A0210
Dichlorodifluoromethane	BRL	mg/kg dry	0.0056	0.00025	1	8260B	1/16/18 17:11	ANG	P8A0210

Geosyntec Consultants of NC, PC - Raleigh Project: NCDOT West End, NC
 Attn: Matthew Jenny
 2501 Blue Ridge Road, Ste 430
 Raleigh, NC 27607

Client Sample ID: SB-NE-5-6-6.5
 Prism Sample ID: 8010201-08
 Prism Work Order: 8010201
 Time Collected: 01/08/18 15:40
 Time Submitted: 01/12/18 16:40

Sample Matrix: Solid

Parameter	Result	Units	Report Limit	MDL	Dilution Factor	Method	Analysis Date/Time	Analyst	Batch ID
Ethylbenzene	BRL	mg/kg dry	0.0056	0.00022	1	8260B	1/16/18 17:11	ANG	P8A0210
Isopropyl Ether	BRL	mg/kg dry	0.0056	0.00023	1	8260B	1/16/18 17:11	ANG	P8A0210
Isopropylbenzene (Cumene)	BRL	mg/kg dry	0.0056	0.00033	1	8260B	1/16/18 17:11	ANG	P8A0210
m,p-Xylenes	BRL	mg/kg dry	0.011	0.00052	1	8260B	1/16/18 17:11	ANG	P8A0210
Methyl Butyl Ketone (2-Hexanone)	BRL	mg/kg dry	0.056	0.00051	1	8260B	1/16/18 17:11	ANG	P8A0210
Methyl Ethyl Ketone (2-Butanone)	BRL	mg/kg dry	0.11	0.00051	1	8260B	1/16/18 17:11	ANG	P8A0210
Methyl Isobutyl Ketone	BRL	mg/kg dry	0.056	0.00048	1	8260B	1/16/18 17:11	ANG	P8A0210
Methylene Chloride	BRL	mg/kg dry	0.011	0.00032	1	8260B	1/16/18 17:11	ANG	P8A0210
Methyl-tert-Butyl Ether	BRL	mg/kg dry	0.011	0.00018	1	8260B	1/16/18 17:11	ANG	P8A0210
Naphthalene	BRL	mg/kg dry	0.011	0.00018	1	8260B	1/16/18 17:11	ANG	P8A0210
n-Butylbenzene	BRL	mg/kg dry	0.0056	0.00029	1	8260B	1/16/18 17:11	ANG	P8A0210
n-Propylbenzene	BRL	mg/kg dry	0.0056	0.00033	1	8260B	1/16/18 17:11	ANG	P8A0210
o-Xylene	BRL	mg/kg dry	0.0056	0.00023	1	8260B	1/16/18 17:11	ANG	P8A0210
sec-Butylbenzene	BRL	mg/kg dry	0.0056	0.00027	1	8260B	1/16/18 17:11	ANG	P8A0210
Styrene	BRL	mg/kg dry	0.0056	0.00034	1	8260B	1/16/18 17:11	ANG	P8A0210
tert-Butylbenzene	BRL	mg/kg dry	0.0056	0.00019	1	8260B	1/16/18 17:11	ANG	P8A0210
Tetrachloroethylene	BRL	mg/kg dry	0.0056	0.00027	1	8260B	1/16/18 17:11	ANG	P8A0210
Toluene	BRL	mg/kg dry	0.0056	0.00032	1	8260B	1/16/18 17:11	ANG	P8A0210
trans-1,2-Dichloroethylene	BRL	mg/kg dry	0.0056	0.00034	1	8260B	1/16/18 17:11	ANG	P8A0210
trans-1,3-Dichloropropylene	BRL	mg/kg dry	0.0056	0.00030	1	8260B	1/16/18 17:11	ANG	P8A0210
Trichloroethylene	BRL	mg/kg dry	0.0056	0.00036	1	8260B	1/16/18 17:11	ANG	P8A0210
Trichlorofluoromethane	BRL	mg/kg dry	0.0056	0.00036	1	8260B	1/16/18 17:11	ANG	P8A0210
Vinyl acetate	BRL	mg/kg dry	0.028	0.00077	1	8260B	1/16/18 17:11	ANG	P8A0210
Vinyl chloride	BRL	mg/kg dry	0.0056	0.00027	1	8260B	1/16/18 17:11	ANG	P8A0210
Xylenes, total	BRL	mg/kg dry	0.017	0.0011	1	8260B	1/16/18 17:11	ANG	P8A0210
						Surrogate	Recovery	Control Limits	
						4-Bromofluorobenzene	95 %	70-130	
						Dibromofluoromethane	100 %	84-123	
						Toluene-d8	84 %	76-129	

Geosyntec Consultants of NC, PC - Raleigh
Attn: Matthew Jenny
2501 Blue Ridge Road, Ste 430
Raleigh, NC 27607

Project: NCDOT West End, NC
Sample Matrix: Solid

Client Sample ID: SB-NE-5-8-8.5
Prism Sample ID: 8010201-09
Prism Work Order: 8010201
Time Collected: 01/08/18 15:45
Time Submitted: 01/12/18 16:40

Parameter	Result	Units	Report Limit	MDL	Dilution Factor	Method	Analysis Date/Time	Analyst	Batch ID
General Chemistry Parameters									
% Solids	83.6	% by Weight	0.100	0.100	1	*SM2540 G	1/18/18 12:00	BJC	P8A0263
Volatile Organic Compounds by GC/MS									
1,1,1,2-Tetrachloroethane	BRL	mg/kg dry	0.0052	0.00043	1	8260B	1/22/18 16:32	ANG	P8A0311
1,1,1-Trichloroethane	BRL	mg/kg dry	0.0052	0.00025	1	8260B	1/22/18 16:32	ANG	P8A0311
1,1,2,2-Tetrachloroethane	BRL	mg/kg dry	0.0052	0.00035	1	8260B	1/22/18 16:32	ANG	P8A0311
1,1,2-Trichloroethane	BRL	mg/kg dry	0.0052	0.00046	1	8260B	1/22/18 16:32	ANG	P8A0311
1,1-Dichloroethane	BRL	mg/kg dry	0.0052	0.00014	1	8260B	1/22/18 16:32	ANG	P8A0311
1,1-Dichloroethylene	BRL	mg/kg dry	0.0052	0.00023	1	8260B	1/22/18 16:32	ANG	P8A0311
1,1-Dichloropropylene	BRL	mg/kg dry	0.0052	0.00028	1	8260B	1/22/18 16:32	ANG	P8A0311
1,2,3-Trichlorobenzene	BRL	mg/kg dry	0.0052	0.00029	1	8260B	1/22/18 16:32	ANG	P8A0311
1,2,3-Trichloropropane	BRL	mg/kg dry	0.0052	0.00066	1	8260B	1/22/18 16:32	ANG	P8A0311
1,2,4-Trichlorobenzene	BRL	mg/kg dry	0.0052	0.00039	1	8260B	1/22/18 16:32	ANG	P8A0311
1,2,4-Trimethylbenzene	See 8260ML	mg/kg dry	0.0052	0.00040	1	8260B	1/22/18 16:32	ANG	P8A0311
1,2-Dibromoethane	BRL	mg/kg dry	0.0052	0.00021	1	8260B	1/22/18 16:32	ANG	P8A0311
1,2-Dichlorobenzene	BRL	mg/kg dry	0.0052	0.00024	1	8260B	1/22/18 16:32	ANG	P8A0311
1,2-Dichloroethane	BRL	mg/kg dry	0.0052	0.00031	1	8260B	1/22/18 16:32	ANG	P8A0311
1,2-Dichloropropane	BRL	mg/kg dry	0.0052	0.00032	1	8260B	1/22/18 16:32	ANG	P8A0311
1,3,5-Trimethylbenzene	0.18	mg/kg dry	0.0052	0.00039	1	8260B	1/22/18 16:32	ANG	P8A0311
1,3-Dichlorobenzene	BRL	mg/kg dry	0.0052	0.00034	1	8260B	1/22/18 16:32	ANG	P8A0311
1,3-Dichloropropane	BRL	mg/kg dry	0.0052	0.00026	1	8260B	1/22/18 16:32	ANG	P8A0311
1,4-Dichlorobenzene	BRL	mg/kg dry	0.0052	0.00020	1	8260B	1/22/18 16:32	ANG	P8A0311
2,2-Dichloropropane	BRL	mg/kg dry	0.0052	0.00025	1	8260B	1/22/18 16:32	ANG	P8A0311
2-Chlorotoluene	BRL	mg/kg dry	0.0052	0.00027	1	8260B	1/22/18 16:32	ANG	P8A0311
4-Chlorotoluene	BRL	mg/kg dry	0.0052	0.00031	1	8260B	1/22/18 16:32	ANG	P8A0311
4-Isopropyltoluene	0.15	mg/kg dry	0.0052	0.00025	1	8260B	1/22/18 16:32	ANG	P8A0311
Acetone	0.12	mg/kg dry	0.052	0.0013	1	8260B	1/22/18 16:32	ANG	P8A0311
Benzene	BRL	mg/kg dry	0.0031	0.00030	1	8260B	1/22/18 16:32	ANG	P8A0311
Bromobenzene	BRL	mg/kg dry	0.0052	0.00043	1	8260B	1/22/18 16:32	ANG	P8A0311
Bromochloromethane	BRL	mg/kg dry	0.0052	0.00028	1	8260B	1/22/18 16:32	ANG	P8A0311
Bromodichloromethane	BRL	mg/kg dry	0.0052	0.00029	1	8260B	1/22/18 16:32	ANG	P8A0311
Bromoform	BRL	mg/kg dry	0.0052	0.00059	1	8260B	1/22/18 16:32	ANG	P8A0311
Bromomethane	BRL	mg/kg dry	0.010	0.00064	1	8260B	1/22/18 16:32	ANG	P8A0311
Carbon Tetrachloride	BRL	mg/kg dry	0.0052	0.00026	1	8260B	1/22/18 16:32	ANG	P8A0311
Chlorobenzene	BRL	mg/kg dry	0.0052	0.00027	1	8260B	1/22/18 16:32	ANG	P8A0311
Chloroethane	BRL	mg/kg dry	0.010	0.00043	1	8260B	1/22/18 16:32	ANG	P8A0311
Chloroform	BRL	mg/kg dry	0.0052	0.00037	1	8260B	1/22/18 16:32	ANG	P8A0311
Chloromethane	BRL CCV	mg/kg dry	0.0052	0.00035	1	8260B	1/22/18 16:32	ANG	P8A0311
cis-1,2-Dichloroethylene	BRL	mg/kg dry	0.0052	0.00022	1	8260B	1/22/18 16:32	ANG	P8A0311
cis-1,3-Dichloropropylene	BRL	mg/kg dry	0.0052	0.00017	1	8260B	1/22/18 16:32	ANG	P8A0311
Dibromochloromethane	BRL	mg/kg dry	0.0052	0.00021	1	8260B	1/22/18 16:32	ANG	P8A0311
Dichlorodifluoromethane	BRL	mg/kg dry	0.0052	0.00023	1	8260B	1/22/18 16:32	ANG	P8A0311

This report should not be reproduced, except in its entirety, without the written consent of Prism Laboratories, Inc.

Geosyntec Consultants of NC, PC - Raleigh Project: NCDOT West End, NC
 Attn: Matthew Jenny
 2501 Blue Ridge Road, Ste 430
 Raleigh, NC 27607

Client Sample ID: SB-NE-5-8-8.5
 Prism Sample ID: 8010201-09
 Prism Work Order: 8010201
 Time Collected: 01/08/18 15:45
 Time Submitted: 01/12/18 16:40

Sample Matrix: Solid

Parameter	Result	Units	Report Limit	MDL	Dilution Factor	Method	Analysis Date/Time	Analyst	Batch ID
Ethylbenzene	BRL	mg/kg dry	0.0052	0.00020	1	8260B	1/22/18 16:32	ANG	P8A0311
Isopropyl Ether	BRL	mg/kg dry	0.0052	0.00021	1	8260B	1/22/18 16:32	ANG	P8A0311
Isopropylbenzene (Cumene)	0.030	mg/kg dry	0.0052	0.00031	1	8260B	1/22/18 16:32	ANG	P8A0311
m,p-Xylenes	BRL	mg/kg dry	0.010	0.00048	1	8260B	1/22/18 16:32	ANG	P8A0311
Methyl Butyl Ketone (2-Hexanone)	BRL	mg/kg dry	0.052	0.00047	1	8260B	1/22/18 16:32	ANG	P8A0311
Methyl Ethyl Ketone (2-Butanone)	BRL	mg/kg dry	0.10	0.00047	1	8260B	1/22/18 16:32	ANG	P8A0311
Methyl Isobutyl Ketone	BRL	mg/kg dry	0.052	0.00044	1	8260B	1/22/18 16:32	ANG	P8A0311
Methylene Chloride	BRL	mg/kg dry	0.010	0.00029	1	8260B	1/22/18 16:32	ANG	P8A0311
Methyl-tert-Butyl Ether	BRL	mg/kg dry	0.010	0.00017	1	8260B	1/22/18 16:32	ANG	P8A0311
Naphthalene	BRL	mg/kg dry	0.010	0.00016	1	8260B	1/22/18 16:32	ANG	P8A0311
n-Butylbenzene	0.057	mg/kg dry	0.0052	0.00026	1	8260B	1/22/18 16:32	ANG	P8A0311
n-Propylbenzene	0.075	mg/kg dry	0.0052	0.00031	1	8260B	1/22/18 16:32	ANG	P8A0311
o-Xylene	BRL	mg/kg dry	0.0052	0.00021	1	8260B	1/22/18 16:32	ANG	P8A0311
sec-Butylbenzene	0.17	mg/kg dry	0.0052	0.00025	1	8260B	1/22/18 16:32	ANG	P8A0311
Styrene	BRL	mg/kg dry	0.0052	0.00031	1	8260B	1/22/18 16:32	ANG	P8A0311
tert-Butylbenzene	0.021	mg/kg dry	0.0052	0.00017	1	8260B	1/22/18 16:32	ANG	P8A0311
Tetrachloroethylene	BRL	mg/kg dry	0.0052	0.00025	1	8260B	1/22/18 16:32	ANG	P8A0311
Toluene	0.0032 J	mg/kg dry	0.0052	0.00030	1	8260B	1/22/18 16:32	ANG	P8A0311
trans-1,2-Dichloroethylene	BRL	mg/kg dry	0.0052	0.00031	1	8260B	1/22/18 16:32	ANG	P8A0311
trans-1,3-Dichloropropylene	BRL	mg/kg dry	0.0052	0.00027	1	8260B	1/22/18 16:32	ANG	P8A0311
Trichloroethylene	BRL	mg/kg dry	0.0052	0.00034	1	8260B	1/22/18 16:32	ANG	P8A0311
Trichlorofluoromethane	BRL	mg/kg dry	0.0052	0.00033	1	8260B	1/22/18 16:32	ANG	P8A0311
Vinyl acetate	BRL	mg/kg dry	0.026	0.00071	1	8260B	1/22/18 16:32	ANG	P8A0311
Vinyl chloride	BRL	mg/kg dry	0.0052	0.00025	1	8260B	1/22/18 16:32	ANG	P8A0311
Xylenes, total	BRL	mg/kg dry	0.016	0.00097	1	8260B	1/22/18 16:32	ANG	P8A0311

Surrogate	Recovery	Control Limits
4-Bromofluorobenzene	100 %	70-130
Dibromofluoromethane	85 %	84-123
Toluene-d8	79 %	76-129

Volatile Organic Compounds by GC/MS (Medium Level)

1,2,4-Trimethylbenzene	2.1	mg/kg dry	0.25	0.056	50	8260B	1/22/18 17:00	ANG	P8A0327
			Surrogate		Recovery		Control Limits		
			4-Bromofluorobenzene		93 %		70-130		
			Dibromofluoromethane		93 %		70-130		
			Toluene-d8		93 %		70-130		

Geosyntec Consultants of NC, PC - Raleigh Project: NCDOT West End, NC
 Attn: Matthew Jenny
 2501 Blue Ridge Road, Ste 430
 Raleigh, NC 27607

Sample Matrix: Solid

Client Sample ID: SB-NE-8-4.5-5
 Prism Sample ID: 8010201-10
 Prism Work Order: 8010201
 Time Collected: 01/08/18 16:20
 Time Submitted: 01/12/18 16:40

Parameter	Result	Units	Report Limit	MDL	Dilution Factor	Method	Analysis Date/Time	Analyst	Batch ID
-----------	--------	-------	--------------	-----	-----------------	--------	--------------------	---------	----------

General Chemistry Parameters

% Solids	83.4	% by Weight	0.100	0.100	1	*SM2540 G	1/18/18 12:00	BJC	P8A0263
----------	------	-------------	-------	-------	---	-----------	---------------	-----	---------

Volatile Organic Compounds by GC/MS

1,1,1,2-Tetrachloroethane	BRL	mg/kg dry	0.0055	0.00045	1	8260B	1/20/18 2:03	ANG	P8A0275
1,1,1-Trichloroethane	BRL	mg/kg dry	0.0055	0.00027	1	8260B	1/20/18 2:03	ANG	P8A0275
1,1,2,2-Tetrachloroethane	BRL	mg/kg dry	0.0055	0.00037	1	8260B	1/20/18 2:03	ANG	P8A0275
1,1,2-Trichloroethane	BRL	mg/kg dry	0.0055	0.00049	1	8260B	1/20/18 2:03	ANG	P8A0275
1,1-Dichloroethane	BRL	mg/kg dry	0.0055	0.00015	1	8260B	1/20/18 2:03	ANG	P8A0275
1,1-Dichloroethylene	BRL	mg/kg dry	0.0055	0.00024	1	8260B	1/20/18 2:03	ANG	P8A0275
1,1-Dichloropropylene	BRL	mg/kg dry	0.0055	0.00030	1	8260B	1/20/18 2:03	ANG	P8A0275
1,2,3-Trichlorobenzene	BRL	mg/kg dry	0.0055	0.00031	1	8260B	1/20/18 2:03	ANG	P8A0275
1,2,3-Trichloropropane	BRL	mg/kg dry	0.0055	0.00070	1	8260B	1/20/18 2:03	ANG	P8A0275
1,2,4-Trichlorobenzene	BRL	mg/kg dry	0.0055	0.00041	1	8260B	1/20/18 2:03	ANG	P8A0275
1,2,4-Trimethylbenzene	BRL	mg/kg dry	0.0055	0.00042	1	8260B	1/20/18 2:03	ANG	P8A0275
1,2-Dibromoethane	BRL	mg/kg dry	0.0055	0.00022	1	8260B	1/20/18 2:03	ANG	P8A0275
1,2-Dichlorobenzene	BRL	mg/kg dry	0.0055	0.00026	1	8260B	1/20/18 2:03	ANG	P8A0275
1,2-Dichloroethane	BRL	mg/kg dry	0.0055	0.00033	1	8260B	1/20/18 2:03	ANG	P8A0275
1,2-Dichloropropane	BRL	mg/kg dry	0.0055	0.00034	1	8260B	1/20/18 2:03	ANG	P8A0275
1,3,5-Trimethylbenzene	BRL	mg/kg dry	0.0055	0.00042	1	8260B	1/20/18 2:03	ANG	P8A0275
1,3-Dichlorobenzene	BRL	mg/kg dry	0.0055	0.00036	1	8260B	1/20/18 2:03	ANG	P8A0275
1,3-Dichloropropane	BRL	mg/kg dry	0.0055	0.00028	1	8260B	1/20/18 2:03	ANG	P8A0275
1,4-Dichlorobenzene	BRL	mg/kg dry	0.0055	0.00022	1	8260B	1/20/18 2:03	ANG	P8A0275
2,2-Dichloropropane	BRL	mg/kg dry	0.0055	0.00026	1	8260B	1/20/18 2:03	ANG	P8A0275
2-Chlorotoluene	BRL	mg/kg dry	0.0055	0.00028	1	8260B	1/20/18 2:03	ANG	P8A0275
4-Chlorotoluene	BRL	mg/kg dry	0.0055	0.00033	1	8260B	1/20/18 2:03	ANG	P8A0275
4-Isopropyltoluene	BRL	mg/kg dry	0.0055	0.00027	1	8260B	1/20/18 2:03	ANG	P8A0275
Acetone	BRL	mg/kg dry	0.055	0.0013	1	8260B	1/20/18 2:03	ANG	P8A0275
Benzene	BRL	mg/kg dry	0.0033	0.00032	1	8260B	1/20/18 2:03	ANG	P8A0275
Bromobenzene	BRL	mg/kg dry	0.0055	0.00046	1	8260B	1/20/18 2:03	ANG	P8A0275
Bromochloromethane	BRL	mg/kg dry	0.0055	0.00030	1	8260B	1/20/18 2:03	ANG	P8A0275
Bromodichloromethane	BRL	mg/kg dry	0.0055	0.00031	1	8260B	1/20/18 2:03	ANG	P8A0275
Bromoform	BRL	mg/kg dry	0.0055	0.00063	1	8260B	1/20/18 2:03	ANG	P8A0275
Bromomethane	BRL	mg/kg dry	0.011	0.00068	1	8260B	1/20/18 2:03	ANG	P8A0275
Carbon Tetrachloride	BRL	mg/kg dry	0.0055	0.00027	1	8260B	1/20/18 2:03	ANG	P8A0275
Chlorobenzene	BRL	mg/kg dry	0.0055	0.00029	1	8260B	1/20/18 2:03	ANG	P8A0275
Chloroethane	BRL	mg/kg dry	0.011	0.00046	1	8260B	1/20/18 2:03	ANG	P8A0275
Chloroform	BRL	mg/kg dry	0.0055	0.00040	1	8260B	1/20/18 2:03	ANG	P8A0275
Chloromethane	BRL	mg/kg dry	0.0055	0.00037	1	8260B	1/20/18 2:03	ANG	P8A0275
cis-1,2-Dichloroethylene	BRL	mg/kg dry	0.0055	0.00023	1	8260B	1/20/18 2:03	ANG	P8A0275
cis-1,3-Dichloropropylene	BRL	mg/kg dry	0.0055	0.00018	1	8260B	1/20/18 2:03	ANG	P8A0275
Dibromochloromethane	BRL	mg/kg dry	0.0055	0.00023	1	8260B	1/20/18 2:03	ANG	P8A0275
Dichlorodifluoromethane	BRL	mg/kg dry	0.0055	0.00025	1	8260B	1/20/18 2:03	ANG	P8A0275

This report should not be reproduced, except in its entirety, without the written consent of Prism Laboratories, Inc.

Geosyntec Consultants of NC, PC - Raleigh Project: NCDOT West End, NC
 Attn: Matthew Jenny
 2501 Blue Ridge Road, Ste 430
 Raleigh, NC 27607

Sample Matrix: Solid

Client Sample ID: SB-NE-8-4.5-5
 Prism Sample ID: 8010201-10
 Prism Work Order: 8010201
 Time Collected: 01/08/18 16:20
 Time Submitted: 01/12/18 16:40

Parameter	Result	Units	Report Limit	MDL	Dilution Factor	Method	Analysis Date/Time	Analyst	Batch ID
Ethylbenzene	BRL	mg/kg dry	0.0055	0.00021	1	8260B	1/20/18 2:03	ANG	P8A0275
Isopropyl Ether	BRL	mg/kg dry	0.0055	0.00022	1	8260B	1/20/18 2:03	ANG	P8A0275
Isopropylbenzene (Cumene)	BRL	mg/kg dry	0.0055	0.00033	1	8260B	1/20/18 2:03	ANG	P8A0275
m,p-Xylenes	BRL	mg/kg dry	0.011	0.00051	1	8260B	1/20/18 2:03	ANG	P8A0275
Methyl Butyl Ketone (2-Hexanone)	BRL	mg/kg dry	0.055	0.00050	1	8260B	1/20/18 2:03	ANG	P8A0275
Methyl Ethyl Ketone (2-Butanone)	BRL	mg/kg dry	0.11	0.00050	1	8260B	1/20/18 2:03	ANG	P8A0275
Methyl Isobutyl Ketone	BRL	mg/kg dry	0.055	0.00047	1	8260B	1/20/18 2:03	ANG	P8A0275
Methylene Chloride	BRL	mg/kg dry	0.011	0.00031	1	8260B	1/20/18 2:03	ANG	P8A0275
Methyl-tert-Butyl Ether	BRL	mg/kg dry	0.011	0.00018	1	8260B	1/20/18 2:03	ANG	P8A0275
Naphthalene	BRL	mg/kg dry	0.011	0.00017	1	8260B	1/20/18 2:03	ANG	P8A0275
n-Butylbenzene	BRL	mg/kg dry	0.0055	0.00028	1	8260B	1/20/18 2:03	ANG	P8A0275
n-Propylbenzene	BRL	mg/kg dry	0.0055	0.00033	1	8260B	1/20/18 2:03	ANG	P8A0275
o-Xylene	BRL	mg/kg dry	0.0055	0.00023	1	8260B	1/20/18 2:03	ANG	P8A0275
sec-Butylbenzene	BRL	mg/kg dry	0.0055	0.00027	1	8260B	1/20/18 2:03	ANG	P8A0275
Styrene	BRL	mg/kg dry	0.0055	0.00033	1	8260B	1/20/18 2:03	ANG	P8A0275
tert-Butylbenzene	BRL	mg/kg dry	0.0055	0.00019	1	8260B	1/20/18 2:03	ANG	P8A0275
Tetrachloroethylene	BRL	mg/kg dry	0.0055	0.00026	1	8260B	1/20/18 2:03	ANG	P8A0275
Toluene	BRL	mg/kg dry	0.0055	0.00032	1	8260B	1/20/18 2:03	ANG	P8A0275
trans-1,2-Dichloroethylene	BRL	mg/kg dry	0.0055	0.00033	1	8260B	1/20/18 2:03	ANG	P8A0275
trans-1,3-Dichloropropylene	BRL	mg/kg dry	0.0055	0.00029	1	8260B	1/20/18 2:03	ANG	P8A0275
Trichloroethylene	BRL	mg/kg dry	0.0055	0.00036	1	8260B	1/20/18 2:03	ANG	P8A0275
Trichlorofluoromethane	BRL	mg/kg dry	0.0055	0.00036	1	8260B	1/20/18 2:03	ANG	P8A0275
Vinyl acetate	BRL	mg/kg dry	0.028	0.00075	1	8260B	1/20/18 2:03	ANG	P8A0275
Vinyl chloride	BRL	mg/kg dry	0.0055	0.00027	1	8260B	1/20/18 2:03	ANG	P8A0275
Xylenes, total	BRL	mg/kg dry	0.017	0.0010	1	8260B	1/20/18 2:03	ANG	P8A0275
						Surrogate	Recovery	Control Limits	
						4-Bromofluorobenzene	102 %	70-130	
						Dibromofluoromethane	102 %	84-123	
						Toluene-d8	100 %	76-129	

Geosyntec Consultants of NC, PC - Raleigh Project: NCDOT West End, NC
 Attn: Matthew Jenny
 2501 Blue Ridge Road, Ste 430
 Raleigh, NC 27607

Sample Matrix: Solid

 Client Sample ID: SB-CE-2-7-7.5
 Prism Sample ID: 8010201-11
 Prism Work Order: 8010201
 Time Collected: 01/08/18 17:10
 Time Submitted: 01/12/18 16:40

Parameter	Result	Units	Report Limit	MDL	Dilution Factor	Method	Analysis Date/Time	Analyst	Batch ID
General Chemistry Parameters									
% Solids	74.7	% by Weight	0.100	0.100	1	*SM2540 G	1/18/18 12:00	BJC	P8A0263
Volatile Organic Compounds by GC/MS									
1,1,1,2-Tetrachloroethane	BRL	mg/kg dry	0.0057	0.00047	1	8260B	1/20/18 2:30	ANG	P8A0275
1,1,1-Trichloroethane	BRL	mg/kg dry	0.0057	0.00028	1	8260B	1/20/18 2:30	ANG	P8A0275
1,1,2,2-Tetrachloroethane	BRL	mg/kg dry	0.0057	0.00039	1	8260B	1/20/18 2:30	ANG	P8A0275
1,1,2-Trichloroethane	BRL	mg/kg dry	0.0057	0.00051	1	8260B	1/20/18 2:30	ANG	P8A0275
1,1-Dichloroethane	BRL	mg/kg dry	0.0057	0.00016	1	8260B	1/20/18 2:30	ANG	P8A0275
1,1-Dichloroethylene	BRL	mg/kg dry	0.0057	0.00025	1	8260B	1/20/18 2:30	ANG	P8A0275
1,1-Dichloropropylene	BRL	mg/kg dry	0.0057	0.00031	1	8260B	1/20/18 2:30	ANG	P8A0275
1,2,3-Trichlorobenzene	BRL	mg/kg dry	0.0057	0.00032	1	8260B	1/20/18 2:30	ANG	P8A0275
1,2,3-Trichloropropane	BRL	mg/kg dry	0.0057	0.00073	1	8260B	1/20/18 2:30	ANG	P8A0275
1,2,4-Trichlorobenzene	BRL	mg/kg dry	0.0057	0.00042	1	8260B	1/20/18 2:30	ANG	P8A0275
1,2,4-Trimethylbenzene	BRL	mg/kg dry	0.0057	0.00044	1	8260B	1/20/18 2:30	ANG	P8A0275
1,2-Dibromoethane	BRL	mg/kg dry	0.0057	0.00023	1	8260B	1/20/18 2:30	ANG	P8A0275
1,2-Dichlorobenzene	BRL	mg/kg dry	0.0057	0.00027	1	8260B	1/20/18 2:30	ANG	P8A0275
1,2-Dichloroethane	BRL	mg/kg dry	0.0057	0.00034	1	8260B	1/20/18 2:30	ANG	P8A0275
1,2-Dichloropropane	BRL	mg/kg dry	0.0057	0.00035	1	8260B	1/20/18 2:30	ANG	P8A0275
1,3,5-Trimethylbenzene	BRL	mg/kg dry	0.0057	0.00043	1	8260B	1/20/18 2:30	ANG	P8A0275
1,3-Dichlorobenzene	BRL	mg/kg dry	0.0057	0.00038	1	8260B	1/20/18 2:30	ANG	P8A0275
1,3-Dichloropropane	BRL	mg/kg dry	0.0057	0.00029	1	8260B	1/20/18 2:30	ANG	P8A0275
1,4-Dichlorobenzene	BRL	mg/kg dry	0.0057	0.00022	1	8260B	1/20/18 2:30	ANG	P8A0275
2,2-Dichloropropane	BRL	mg/kg dry	0.0057	0.00027	1	8260B	1/20/18 2:30	ANG	P8A0275
2-Chlorotoluene	BRL	mg/kg dry	0.0057	0.00029	1	8260B	1/20/18 2:30	ANG	P8A0275
4-Chlorotoluene	BRL	mg/kg dry	0.0057	0.00034	1	8260B	1/20/18 2:30	ANG	P8A0275
4-Isopropyltoluene	BRL	mg/kg dry	0.0057	0.00027	1	8260B	1/20/18 2:30	ANG	P8A0275
Acetone	0.052 J	mg/kg dry	0.057	0.0014	1	8260B	1/20/18 2:30	ANG	P8A0275
Benzene	BRL	mg/kg dry	0.0034	0.00033	1	8260B	1/20/18 2:30	ANG	P8A0275
Bromobenzene	BRL	mg/kg dry	0.0057	0.00048	1	8260B	1/20/18 2:30	ANG	P8A0275
Bromochloromethane	BRL	mg/kg dry	0.0057	0.00031	1	8260B	1/20/18 2:30	ANG	P8A0275
Bromodichloromethane	BRL	mg/kg dry	0.0057	0.00032	1	8260B	1/20/18 2:30	ANG	P8A0275
Bromoform	BRL	mg/kg dry	0.0057	0.00065	1	8260B	1/20/18 2:30	ANG	P8A0275
Bromomethane	BRL	mg/kg dry	0.011	0.00070	1	8260B	1/20/18 2:30	ANG	P8A0275
Carbon Tetrachloride	BRL	mg/kg dry	0.0057	0.00028	1	8260B	1/20/18 2:30	ANG	P8A0275
Chlorobenzene	BRL	mg/kg dry	0.0057	0.00030	1	8260B	1/20/18 2:30	ANG	P8A0275
Chloroethane	BRL	mg/kg dry	0.011	0.00048	1	8260B	1/20/18 2:30	ANG	P8A0275
Chloroform	BRL	mg/kg dry	0.0057	0.00041	1	8260B	1/20/18 2:30	ANG	P8A0275
Chloromethane	BRL	mg/kg dry	0.0057	0.00038	1	8260B	1/20/18 2:30	ANG	P8A0275
cis-1,2-Dichloroethylene	BRL	mg/kg dry	0.0057	0.00024	1	8260B	1/20/18 2:30	ANG	P8A0275
cis-1,3-Dichloropropylene	BRL	mg/kg dry	0.0057	0.00019	1	8260B	1/20/18 2:30	ANG	P8A0275
Dibromochloromethane	BRL	mg/kg dry	0.0057	0.00023	1	8260B	1/20/18 2:30	ANG	P8A0275
Dichlorodifluoromethane	BRL	mg/kg dry	0.0057	0.00026	1	8260B	1/20/18 2:30	ANG	P8A0275

This report should not be reproduced, except in its entirety, without the written consent of Prism Laboratories, Inc.

Geosyntec Consultants of NC, PC - Raleigh Project: NCDOT West End, NC
 Attn: Matthew Jenny
 2501 Blue Ridge Road, Ste 430
 Raleigh, NC 27607

Client Sample ID: SB-CE-2-7-7.5
 Prism Sample ID: 8010201-11
 Prism Work Order: 8010201
 Time Collected: 01/08/18 17:10
 Time Submitted: 01/12/18 16:40

Sample Matrix: Solid

Parameter	Result	Units	Report Limit	MDL	Dilution Factor	Method	Analysis Date/Time	Analyst	Batch ID
Ethylbenzene	BRL	mg/kg dry	0.0057	0.00022	1	8260B	1/20/18 2:30	ANG	P8A0275
Isopropyl Ether	BRL	mg/kg dry	0.0057	0.00023	1	8260B	1/20/18 2:30	ANG	P8A0275
Isopropylbenzene (Cumene)	BRL	mg/kg dry	0.0057	0.00034	1	8260B	1/20/18 2:30	ANG	P8A0275
m,p-Xylenes	BRL	mg/kg dry	0.011	0.00053	1	8260B	1/20/18 2:30	ANG	P8A0275
Methyl Butyl Ketone (2-Hexanone)	BRL	mg/kg dry	0.057	0.00052	1	8260B	1/20/18 2:30	ANG	P8A0275
Methyl Ethyl Ketone (2-Butanone)	BRL	mg/kg dry	0.11	0.00052	1	8260B	1/20/18 2:30	ANG	P8A0275
Methyl Isobutyl Ketone	BRL	mg/kg dry	0.057	0.00049	1	8260B	1/20/18 2:30	ANG	P8A0275
Methylene Chloride	BRL	mg/kg dry	0.011	0.00032	1	8260B	1/20/18 2:30	ANG	P8A0275
Methyl-tert-Butyl Ether	BRL	mg/kg dry	0.011	0.00018	1	8260B	1/20/18 2:30	ANG	P8A0275
Naphthalene	BRL	mg/kg dry	0.011	0.00018	1	8260B	1/20/18 2:30	ANG	P8A0275
n-Butylbenzene	BRL	mg/kg dry	0.0057	0.00029	1	8260B	1/20/18 2:30	ANG	P8A0275
n-Propylbenzene	BRL	mg/kg dry	0.0057	0.00034	1	8260B	1/20/18 2:30	ANG	P8A0275
o-Xylene	BRL	mg/kg dry	0.0057	0.00023	1	8260B	1/20/18 2:30	ANG	P8A0275
sec-Butylbenzene	BRL	mg/kg dry	0.0057	0.00028	1	8260B	1/20/18 2:30	ANG	P8A0275
Styrene	BRL	mg/kg dry	0.0057	0.00034	1	8260B	1/20/18 2:30	ANG	P8A0275
tert-Butylbenzene	BRL	mg/kg dry	0.0057	0.00019	1	8260B	1/20/18 2:30	ANG	P8A0275
Tetrachloroethylene	BRL	mg/kg dry	0.0057	0.00027	1	8260B	1/20/18 2:30	ANG	P8A0275
Toluene	BRL	mg/kg dry	0.0057	0.00033	1	8260B	1/20/18 2:30	ANG	P8A0275
trans-1,2-Dichloroethylene	BRL	mg/kg dry	0.0057	0.00034	1	8260B	1/20/18 2:30	ANG	P8A0275
trans-1,3-Dichloropropylene	BRL	mg/kg dry	0.0057	0.00030	1	8260B	1/20/18 2:30	ANG	P8A0275
Trichloroethylene	BRL	mg/kg dry	0.0057	0.00037	1	8260B	1/20/18 2:30	ANG	P8A0275
Trichlorofluoromethane	BRL	mg/kg dry	0.0057	0.00037	1	8260B	1/20/18 2:30	ANG	P8A0275
Vinyl acetate	BRL	mg/kg dry	0.029	0.00078	1	8260B	1/20/18 2:30	ANG	P8A0275
Vinyl chloride	BRL	mg/kg dry	0.0057	0.00028	1	8260B	1/20/18 2:30	ANG	P8A0275
Xylenes, total	BRL	mg/kg dry	0.017	0.0011	1	8260B	1/20/18 2:30	ANG	P8A0275
						Surrogate	Recovery	Control Limits	
						4-Bromofluorobenzene	100 %	70-130	
						Dibromofluoromethane	105 %	84-123	
						Toluene-d8	101 %	76-129	

Geosyntec Consultants of NC, PC - Raleigh Project: NCDOT West End, NC
 Attn: Matthew Jenny
 2501 Blue Ridge Road, Ste 430
 Raleigh, NC 27607

Sample Matrix: Solid

Client Sample ID: SB-CE-3-2-2.5
 Prism Sample ID: 8010201-12
 Prism Work Order: 8010201
 Time Collected: 01/08/18 17:30
 Time Submitted: 01/12/18 16:40

Parameter	Result	Units	Report Limit	MDL	Dilution Factor	Method	Analysis Date/Time	Analyst	Batch ID
General Chemistry Parameters									
% Solids	85.5	% by Weight	0.100	0.100	1	*SM2540 G	1/18/18 12:00	BJC	P8A0263
Volatile Organic Compounds by GC/MS									
1,1,1,2-Tetrachloroethane	BRL	mg/kg dry	0.0052	0.00043	1	8260B	1/20/18 2:58	ANG	P8A0275
1,1,1-Trichloroethane	BRL	mg/kg dry	0.0052	0.00025	1	8260B	1/20/18 2:58	ANG	P8A0275
1,1,2,2-Tetrachloroethane	BRL	mg/kg dry	0.0052	0.00035	1	8260B	1/20/18 2:58	ANG	P8A0275
1,1,2-Trichloroethane	BRL	mg/kg dry	0.0052	0.00046	1	8260B	1/20/18 2:58	ANG	P8A0275
1,1-Dichloroethane	BRL	mg/kg dry	0.0052	0.00015	1	8260B	1/20/18 2:58	ANG	P8A0275
1,1-Dichloroethylene	BRL	mg/kg dry	0.0052	0.00023	1	8260B	1/20/18 2:58	ANG	P8A0275
1,1-Dichloropropylene	BRL	mg/kg dry	0.0052	0.00029	1	8260B	1/20/18 2:58	ANG	P8A0275
1,2,3-Trichlorobenzene	BRL	mg/kg dry	0.0052	0.00030	1	8260B	1/20/18 2:58	ANG	P8A0275
1,2,3-Trichloropropane	BRL	mg/kg dry	0.0052	0.00067	1	8260B	1/20/18 2:58	ANG	P8A0275
1,2,4-Trichlorobenzene	BRL	mg/kg dry	0.0052	0.00039	1	8260B	1/20/18 2:58	ANG	P8A0275
1,2,4-Trimethylbenzene	BRL	mg/kg dry	0.0052	0.00040	1	8260B	1/20/18 2:58	ANG	P8A0275
1,2-Dibromoethane	BRL	mg/kg dry	0.0052	0.00021	1	8260B	1/20/18 2:58	ANG	P8A0275
1,2-Dichlorobenzene	BRL	mg/kg dry	0.0052	0.00025	1	8260B	1/20/18 2:58	ANG	P8A0275
1,2-Dichloroethane	BRL	mg/kg dry	0.0052	0.00031	1	8260B	1/20/18 2:58	ANG	P8A0275
1,2-Dichloropropane	BRL	mg/kg dry	0.0052	0.00032	1	8260B	1/20/18 2:58	ANG	P8A0275
1,3,5-Trimethylbenzene	BRL	mg/kg dry	0.0052	0.00040	1	8260B	1/20/18 2:58	ANG	P8A0275
1,3-Dichlorobenzene	BRL	mg/kg dry	0.0052	0.00035	1	8260B	1/20/18 2:58	ANG	P8A0275
1,3-Dichloropropane	BRL	mg/kg dry	0.0052	0.00026	1	8260B	1/20/18 2:58	ANG	P8A0275
1,4-Dichlorobenzene	BRL	mg/kg dry	0.0052	0.00021	1	8260B	1/20/18 2:58	ANG	P8A0275
2,2-Dichloropropane	BRL	mg/kg dry	0.0052	0.00025	1	8260B	1/20/18 2:58	ANG	P8A0275
2-Chlorotoluene	BRL	mg/kg dry	0.0052	0.00027	1	8260B	1/20/18 2:58	ANG	P8A0275
4-Chlorotoluene	BRL	mg/kg dry	0.0052	0.00031	1	8260B	1/20/18 2:58	ANG	P8A0275
4-Isopropyltoluene	BRL	mg/kg dry	0.0052	0.00025	1	8260B	1/20/18 2:58	ANG	P8A0275
Acetone	0.063	mg/kg dry	0.052	0.0013	1	8260B	1/20/18 2:58	ANG	P8A0275
Benzene	BRL	mg/kg dry	0.0031	0.00030	1	8260B	1/20/18 2:58	ANG	P8A0275
Bromobenzene	BRL	mg/kg dry	0.0052	0.00044	1	8260B	1/20/18 2:58	ANG	P8A0275
Bromochloromethane	BRL	mg/kg dry	0.0052	0.00029	1	8260B	1/20/18 2:58	ANG	P8A0275
Bromodichloromethane	BRL	mg/kg dry	0.0052	0.00029	1	8260B	1/20/18 2:58	ANG	P8A0275
Bromoform	BRL	mg/kg dry	0.0052	0.00059	1	8260B	1/20/18 2:58	ANG	P8A0275
Bromomethane	BRL	mg/kg dry	0.010	0.00065	1	8260B	1/20/18 2:58	ANG	P8A0275
Carbon Tetrachloride	BRL	mg/kg dry	0.0052	0.00026	1	8260B	1/20/18 2:58	ANG	P8A0275
Chlorobenzene	BRL	mg/kg dry	0.0052	0.00028	1	8260B	1/20/18 2:58	ANG	P8A0275
Chloroethane	BRL	mg/kg dry	0.010	0.00044	1	8260B	1/20/18 2:58	ANG	P8A0275
Chloroform	BRL	mg/kg dry	0.0052	0.00038	1	8260B	1/20/18 2:58	ANG	P8A0275
Chloromethane	BRL	mg/kg dry	0.0052	0.00035	1	8260B	1/20/18 2:58	ANG	P8A0275
cis-1,2-Dichloroethylene	BRL	mg/kg dry	0.0052	0.00022	1	8260B	1/20/18 2:58	ANG	P8A0275
cis-1,3-Dichloropropylene	BRL	mg/kg dry	0.0052	0.00018	1	8260B	1/20/18 2:58	ANG	P8A0275
Dibromochloromethane	BRL	mg/kg dry	0.0052	0.00022	1	8260B	1/20/18 2:58	ANG	P8A0275
Dichlorodifluoromethane	BRL	mg/kg dry	0.0052	0.00024	1	8260B	1/20/18 2:58	ANG	P8A0275

This report should not be reproduced, except in its entirety, without the written consent of Prism Laboratories, Inc.

Geosyntec Consultants of NC, PC - Raleigh Project: NCDOT West End, NC
 Attn: Matthew Jenny
 2501 Blue Ridge Road, Ste 430
 Raleigh, NC 27607

Client Sample ID: SB-CE-3-2-2.5
 Prism Sample ID: 8010201-12
 Prism Work Order: 8010201
 Time Collected: 01/08/18 17:30
 Time Submitted: 01/12/18 16:40

Sample Matrix: Solid

Parameter	Result	Units	Report Limit	MDL	Dilution Factor	Method	Analysis Date/Time	Analyst	Batch ID		
Ethylbenzene	BRL	mg/kg dry	0.0052	0.00020	1	8260B	1/20/18 2:58	ANG	P8A0275		
Isopropyl Ether	BRL	mg/kg dry	0.0052	0.00021	1	8260B	1/20/18 2:58	ANG	P8A0275		
Isopropylbenzene (Cumene)	BRL	mg/kg dry	0.0052	0.00031	1	8260B	1/20/18 2:58	ANG	P8A0275		
m,p-Xylenes	BRL	mg/kg dry	0.010	0.00048	1	8260B	1/20/18 2:58	ANG	P8A0275		
Methyl Butyl Ketone (2-Hexanone)	BRL	mg/kg dry	0.052	0.00047	1	8260B	1/20/18 2:58	ANG	P8A0275		
Methyl Ethyl Ketone (2-Butanone)	BRL	mg/kg dry	0.10	0.00047	1	8260B	1/20/18 2:58	ANG	P8A0275		
Methyl Isobutyl Ketone	BRL	mg/kg dry	0.052	0.00045	1	8260B	1/20/18 2:58	ANG	P8A0275		
Methylene Chloride	BRL	mg/kg dry	0.010	0.00029	1	8260B	1/20/18 2:58	ANG	P8A0275		
Methyl-tert-Butyl Ether	BRL	mg/kg dry	0.010	0.00017	1	8260B	1/20/18 2:58	ANG	P8A0275		
Naphthalene	BRL	mg/kg dry	0.010	0.00017	1	8260B	1/20/18 2:58	ANG	P8A0275		
n-Butylbenzene	BRL	mg/kg dry	0.0052	0.00027	1	8260B	1/20/18 2:58	ANG	P8A0275		
n-Propylbenzene	BRL	mg/kg dry	0.0052	0.00031	1	8260B	1/20/18 2:58	ANG	P8A0275		
o-Xylene	BRL	mg/kg dry	0.0052	0.00021	1	8260B	1/20/18 2:58	ANG	P8A0275		
sec-Butylbenzene	BRL	mg/kg dry	0.0052	0.00025	1	8260B	1/20/18 2:58	ANG	P8A0275		
Styrene	BRL	mg/kg dry	0.0052	0.00031	1	8260B	1/20/18 2:58	ANG	P8A0275		
tert-Butylbenzene	BRL	mg/kg dry	0.0052	0.00018	1	8260B	1/20/18 2:58	ANG	P8A0275		
Tetrachloroethylene	BRL	mg/kg dry	0.0052	0.00025	1	8260B	1/20/18 2:58	ANG	P8A0275		
Toluene	BRL	mg/kg dry	0.0052	0.00030	1	8260B	1/20/18 2:58	ANG	P8A0275		
trans-1,2-Dichloroethylene	BRL	mg/kg dry	0.0052	0.00031	1	8260B	1/20/18 2:58	ANG	P8A0275		
trans-1,3-Dichloropropylene	BRL	mg/kg dry	0.0052	0.00028	1	8260B	1/20/18 2:58	ANG	P8A0275		
Trichloroethylene	BRL	mg/kg dry	0.0052	0.00034	1	8260B	1/20/18 2:58	ANG	P8A0275		
Trichlorofluoromethane	BRL	mg/kg dry	0.0052	0.00034	1	8260B	1/20/18 2:58	ANG	P8A0275		
Vinyl acetate	BRL	mg/kg dry	0.026	0.00072	1	8260B	1/20/18 2:58	ANG	P8A0275		
Vinyl chloride	BRL	mg/kg dry	0.0052	0.00025	1	8260B	1/20/18 2:58	ANG	P8A0275		
Xylenes, total	BRL	mg/kg dry	0.016	0.00098	1	8260B	1/20/18 2:58	ANG	P8A0275		
						Surrogate		Recovery		Control Limits	
						4-Bromofluorobenzene		104 %		70-130	
						Dibromofluoromethane		110 %		84-123	
						Toluene-d8		99 %		76-129	

Geosyntec Consultants of NC, PC - Raleigh Project: NCDOT West End, NC
Attn: Matthew Jenny
2501 Blue Ridge Road, Ste 430
Raleigh, NC 27607

Sample Matrix: Solid

Client Sample ID: SB-CE-5-5-5.5
Prism Sample ID: 8010201-13
Prism Work Order: 8010201
Time Collected: 01/09/18 07:55
Time Submitted: 01/12/18 16:40

Parameter	Result	Units	Report Limit	MDL	Dilution Factor	Method	Analysis Date/Time	Analyst	Batch ID
General Chemistry Parameters									
% Solids	88.4	% by Weight	0.100	0.100	1	*SM2540 G	1/18/18 12:00	BJC	P8A0263
Volatile Organic Compounds by GC/MS									
1,1,1,2-Tetrachloroethane	BRL	mg/kg dry	0.0048	0.00040	1	8260B	1/22/18 12:50	ANG	P8A0311
1,1,1-Trichloroethane	BRL	mg/kg dry	0.0048	0.00023	1	8260B	1/22/18 12:50	ANG	P8A0311
1,1,2,2-Tetrachloroethane	BRL	mg/kg dry	0.0048	0.00033	1	8260B	1/22/18 12:50	ANG	P8A0311
1,1,2-Trichloroethane	BRL	mg/kg dry	0.0048	0.00043	1	8260B	1/22/18 12:50	ANG	P8A0311
1,1-Dichloroethane	BRL	mg/kg dry	0.0048	0.00013	1	8260B	1/22/18 12:50	ANG	P8A0311
1,1-Dichloroethylene	BRL	mg/kg dry	0.0048	0.00021	1	8260B	1/22/18 12:50	ANG	P8A0311
1,1-Dichloropropylene	BRL	mg/kg dry	0.0048	0.00026	1	8260B	1/22/18 12:50	ANG	P8A0311
1,2,3-Trichlorobenzene	BRL	mg/kg dry	0.0048	0.00027	1	8260B	1/22/18 12:50	ANG	P8A0311
1,2,3-Trichloropropane	BRL	mg/kg dry	0.0048	0.00061	1	8260B	1/22/18 12:50	ANG	P8A0311
1,2,4-Trichlorobenzene	BRL	mg/kg dry	0.0048	0.00036	1	8260B	1/22/18 12:50	ANG	P8A0311
1,2,4-Trimethylbenzene	BRL	mg/kg dry	0.0048	0.00037	1	8260B	1/22/18 12:50	ANG	P8A0311
1,2-Dibromoethane	BRL	mg/kg dry	0.0048	0.00019	1	8260B	1/22/18 12:50	ANG	P8A0311
1,2-Dichlorobenzene	BRL	mg/kg dry	0.0048	0.00023	1	8260B	1/22/18 12:50	ANG	P8A0311
1,2-Dichloroethane	BRL	mg/kg dry	0.0048	0.00029	1	8260B	1/22/18 12:50	ANG	P8A0311
1,2-Dichloropropane	BRL	mg/kg dry	0.0048	0.00030	1	8260B	1/22/18 12:50	ANG	P8A0311
1,3,5-Trimethylbenzene	BRL	mg/kg dry	0.0048	0.00036	1	8260B	1/22/18 12:50	ANG	P8A0311
1,3-Dichlorobenzene	BRL	mg/kg dry	0.0048	0.00032	1	8260B	1/22/18 12:50	ANG	P8A0311
1,3-Dichloropropane	BRL	mg/kg dry	0.0048	0.00024	1	8260B	1/22/18 12:50	ANG	P8A0311
1,4-Dichlorobenzene	BRL	mg/kg dry	0.0048	0.00019	1	8260B	1/22/18 12:50	ANG	P8A0311
2,2-Dichloropropane	BRL	mg/kg dry	0.0048	0.00023	1	8260B	1/22/18 12:50	ANG	P8A0311
2-Chlorotoluene	BRL	mg/kg dry	0.0048	0.00025	1	8260B	1/22/18 12:50	ANG	P8A0311
4-Chlorotoluene	BRL	mg/kg dry	0.0048	0.00029	1	8260B	1/22/18 12:50	ANG	P8A0311
4-Isopropyltoluene	BRL	mg/kg dry	0.0048	0.00023	1	8260B	1/22/18 12:50	ANG	P8A0311
Acetone	0.031 J	mg/kg dry	0.048	0.0012	1	8260B	1/22/18 12:50	ANG	P8A0311
Benzene	BRL	mg/kg dry	0.0029	0.00028	1	8260B	1/22/18 12:50	ANG	P8A0311
Bromobenzene	BRL	mg/kg dry	0.0048	0.00040	1	8260B	1/22/18 12:50	ANG	P8A0311
Bromochloromethane	BRL	mg/kg dry	0.0048	0.00026	1	8260B	1/22/18 12:50	ANG	P8A0311
Bromodichloromethane	BRL	mg/kg dry	0.0048	0.00027	1	8260B	1/22/18 12:50	ANG	P8A0311
Bromoform	BRL	mg/kg dry	0.0048	0.00055	1	8260B	1/22/18 12:50	ANG	P8A0311
Bromomethane	BRL	mg/kg dry	0.0096	0.00059	1	8260B	1/22/18 12:50	ANG	P8A0311
Carbon Tetrachloride	BRL	mg/kg dry	0.0048	0.00024	1	8260B	1/22/18 12:50	ANG	P8A0311
Chlorobenzene	BRL	mg/kg dry	0.0048	0.00025	1	8260B	1/22/18 12:50	ANG	P8A0311
Chloroethane	BRL	mg/kg dry	0.0096	0.00040	1	8260B	1/22/18 12:50	ANG	P8A0311
Chloroform	BRL	mg/kg dry	0.0048	0.00035	1	8260B	1/22/18 12:50	ANG	P8A0311
Chloromethane	BRL CCV	mg/kg dry	0.0048	0.00032	1	8260B	1/22/18 12:50	ANG	P8A0311
cis-1,2-Dichloroethylene	BRL	mg/kg dry	0.0048	0.00020	1	8260B	1/22/18 12:50	ANG	P8A0311
cis-1,3-Dichloropropylene	BRL	mg/kg dry	0.0048	0.00016	1	8260B	1/22/18 12:50	ANG	P8A0311
Dibromochloromethane	BRL	mg/kg dry	0.0048	0.00020	1	8260B	1/22/18 12:50	ANG	P8A0311
Dichlorodifluoromethane	BRL	mg/kg dry	0.0048	0.00022	1	8260B	1/22/18 12:50	ANG	P8A0311

This report should not be reproduced, except in its entirety, without the written consent of Prism Laboratories, Inc.

Geosyntec Consultants of NC, PC - Raleigh Project: NCDOT West End, NC
 Attn: Matthew Jenny
 2501 Blue Ridge Road, Ste 430
 Raleigh, NC 27607

Client Sample ID: SB-CE-5-5-5.5
 Prism Sample ID: 8010201-13
 Prism Work Order: 8010201
 Time Collected: 01/09/18 07:55
 Time Submitted: 01/12/18 16:40

Sample Matrix: Solid

Parameter	Result	Units	Report Limit	MDL	Dilution Factor	Method	Analysis Date/Time	Analyst	Batch ID
Ethylbenzene	BRL	mg/kg dry	0.0048	0.00018	1	8260B	1/22/18 12:50	ANG	P8A0311
Isopropyl Ether	BRL	mg/kg dry	0.0048	0.00020	1	8260B	1/22/18 12:50	ANG	P8A0311
Isopropylbenzene (Cumene)	BRL	mg/kg dry	0.0048	0.00028	1	8260B	1/22/18 12:50	ANG	P8A0311
m,p-Xylenes	BRL	mg/kg dry	0.0096	0.00044	1	8260B	1/22/18 12:50	ANG	P8A0311
Methyl Butyl Ketone (2-Hexanone)	BRL	mg/kg dry	0.048	0.00043	1	8260B	1/22/18 12:50	ANG	P8A0311
Methyl Ethyl Ketone (2-Butanone)	BRL	mg/kg dry	0.096	0.00043	1	8260B	1/22/18 12:50	ANG	P8A0311
Methyl Isobutyl Ketone	BRL	mg/kg dry	0.048	0.00041	1	8260B	1/22/18 12:50	ANG	P8A0311
Methylene Chloride	BRL	mg/kg dry	0.0096	0.00027	1	8260B	1/22/18 12:50	ANG	P8A0311
Methyl-tert-Butyl Ether	BRL	mg/kg dry	0.0096	0.00015	1	8260B	1/22/18 12:50	ANG	P8A0311
Naphthalene	BRL	mg/kg dry	0.0096	0.00015	1	8260B	1/22/18 12:50	ANG	P8A0311
n-Butylbenzene	BRL	mg/kg dry	0.0048	0.00025	1	8260B	1/22/18 12:50	ANG	P8A0311
n-Propylbenzene	BRL	mg/kg dry	0.0048	0.00029	1	8260B	1/22/18 12:50	ANG	P8A0311
o-Xylene	BRL	mg/kg dry	0.0048	0.00020	1	8260B	1/22/18 12:50	ANG	P8A0311
sec-Butylbenzene	BRL	mg/kg dry	0.0048	0.00023	1	8260B	1/22/18 12:50	ANG	P8A0311
Styrene	BRL	mg/kg dry	0.0048	0.00029	1	8260B	1/22/18 12:50	ANG	P8A0311
tert-Butylbenzene	BRL	mg/kg dry	0.0048	0.00016	1	8260B	1/22/18 12:50	ANG	P8A0311
Tetrachloroethylene	BRL	mg/kg dry	0.0048	0.00023	1	8260B	1/22/18 12:50	ANG	P8A0311
Toluene	BRL	mg/kg dry	0.0048	0.00028	1	8260B	1/22/18 12:50	ANG	P8A0311
trans-1,2-Dichloroethylene	BRL	mg/kg dry	0.0048	0.00029	1	8260B	1/22/18 12:50	ANG	P8A0311
trans-1,3-Dichloropropylene	BRL	mg/kg dry	0.0048	0.00025	1	8260B	1/22/18 12:50	ANG	P8A0311
Trichloroethylene	BRL	mg/kg dry	0.0048	0.00031	1	8260B	1/22/18 12:50	ANG	P8A0311
Trichlorofluoromethane	BRL	mg/kg dry	0.0048	0.00031	1	8260B	1/22/18 12:50	ANG	P8A0311
Vinyl acetate	BRL	mg/kg dry	0.024	0.00066	1	8260B	1/22/18 12:50	ANG	P8A0311
Vinyl chloride	BRL	mg/kg dry	0.0048	0.00023	1	8260B	1/22/18 12:50	ANG	P8A0311
Xylenes, total	BRL	mg/kg dry	0.014	0.00090	1	8260B	1/22/18 12:50	ANG	P8A0311
			Surrogate			Recovery		Control Limits	
			4-Bromofluorobenzene			101 %		70-130	
			Dibromofluoromethane			107 %		84-123	
			Toluene-d8			93 %		76-129	

Geosyntec Consultants of NC, PC - Raleigh Project: NCDOT West End, NC
 Attn: Matthew Jenny
 2501 Blue Ridge Road, Ste 430
 Raleigh, NC 27607

Client Sample ID: SB-CE-4-9-9.5
 Prism Sample ID: 8010201-14
 Prism Work Order: 8010201
 Time Collected: 01/09/18 08:30
 Time Submitted: 01/12/18 16:40

Sample Matrix: Solid

Parameter	Result	Units	Report Limit	MDL	Dilution Factor	Method	Analysis Date/Time	Analyst	Batch ID
General Chemistry Parameters									
% Solids	83.4	% by Weight	0.100	0.100	1	*SM2540 G	1/18/18 12:00	BJC	P8A0263
Volatile Organic Compounds by GC/MS									
1,1,1,2-Tetrachloroethane	BRL	mg/kg dry	0.0047	0.00038	1	8260B	1/20/18 3:54	ANG	P8A0275
1,1,1-Trichloroethane	BRL	mg/kg dry	0.0047	0.00023	1	8260B	1/20/18 3:54	ANG	P8A0275
1,1,2,2-Tetrachloroethane	BRL	mg/kg dry	0.0047	0.00032	1	8260B	1/20/18 3:54	ANG	P8A0275
1,1,2-Trichloroethane	BRL	mg/kg dry	0.0047	0.00041	1	8260B	1/20/18 3:54	ANG	P8A0275
1,1-Dichloroethane	BRL	mg/kg dry	0.0047	0.00013	1	8260B	1/20/18 3:54	ANG	P8A0275
1,1-Dichloroethylene	BRL	mg/kg dry	0.0047	0.00021	1	8260B	1/20/18 3:54	ANG	P8A0275
1,1-Dichloropropylene	BRL	mg/kg dry	0.0047	0.00026	1	8260B	1/20/18 3:54	ANG	P8A0275
1,2,3-Trichlorobenzene	BRL	mg/kg dry	0.0047	0.00026	1	8260B	1/20/18 3:54	ANG	P8A0275
1,2,3-Trichloropropane	BRL	mg/kg dry	0.0047	0.00060	1	8260B	1/20/18 3:54	ANG	P8A0275
1,2,4-Trichlorobenzene	BRL	mg/kg dry	0.0047	0.00035	1	8260B	1/20/18 3:54	ANG	P8A0275
1,2,4-Trimethylbenzene	BRL	mg/kg dry	0.0047	0.00036	1	8260B	1/20/18 3:54	ANG	P8A0275
1,2-Dibromoethane	BRL	mg/kg dry	0.0047	0.00019	1	8260B	1/20/18 3:54	ANG	P8A0275
1,2-Dichlorobenzene	BRL	mg/kg dry	0.0047	0.00022	1	8260B	1/20/18 3:54	ANG	P8A0275
1,2-Dichloroethane	BRL	mg/kg dry	0.0047	0.00028	1	8260B	1/20/18 3:54	ANG	P8A0275
1,2-Dichloropropane	BRL	mg/kg dry	0.0047	0.00029	1	8260B	1/20/18 3:54	ANG	P8A0275
1,3,5-Trimethylbenzene	BRL	mg/kg dry	0.0047	0.00035	1	8260B	1/20/18 3:54	ANG	P8A0275
1,3-Dichlorobenzene	BRL	mg/kg dry	0.0047	0.00031	1	8260B	1/20/18 3:54	ANG	P8A0275
1,3-Dichloropropane	BRL	mg/kg dry	0.0047	0.00023	1	8260B	1/20/18 3:54	ANG	P8A0275
1,4-Dichlorobenzene	BRL	mg/kg dry	0.0047	0.00018	1	8260B	1/20/18 3:54	ANG	P8A0275
2,2-Dichloropropane	BRL	mg/kg dry	0.0047	0.00022	1	8260B	1/20/18 3:54	ANG	P8A0275
2-Chlorotoluene	BRL	mg/kg dry	0.0047	0.00024	1	8260B	1/20/18 3:54	ANG	P8A0275
4-Chlorotoluene	BRL	mg/kg dry	0.0047	0.00028	1	8260B	1/20/18 3:54	ANG	P8A0275
4-Isopropyltoluene	BRL	mg/kg dry	0.0047	0.00022	1	8260B	1/20/18 3:54	ANG	P8A0275
Acetone	BRL	mg/kg dry	0.047	0.0011	1	8260B	1/20/18 3:54	ANG	P8A0275
Benzene	BRL	mg/kg dry	0.0028	0.00027	1	8260B	1/20/18 3:54	ANG	P8A0275
Bromobenzene	BRL	mg/kg dry	0.0047	0.00039	1	8260B	1/20/18 3:54	ANG	P8A0275
Bromochloromethane	BRL	mg/kg dry	0.0047	0.00026	1	8260B	1/20/18 3:54	ANG	P8A0275
Bromodichloromethane	BRL	mg/kg dry	0.0047	0.00026	1	8260B	1/20/18 3:54	ANG	P8A0275
Bromoform	BRL	mg/kg dry	0.0047	0.00053	1	8260B	1/20/18 3:54	ANG	P8A0275
Bromomethane	BRL	mg/kg dry	0.0093	0.00058	1	8260B	1/20/18 3:54	ANG	P8A0275
Carbon Tetrachloride	BRL	mg/kg dry	0.0047	0.00023	1	8260B	1/20/18 3:54	ANG	P8A0275
Chlorobenzene	BRL	mg/kg dry	0.0047	0.00025	1	8260B	1/20/18 3:54	ANG	P8A0275
Chloroethane	BRL	mg/kg dry	0.0093	0.00039	1	8260B	1/20/18 3:54	ANG	P8A0275
Chloroform	BRL	mg/kg dry	0.0047	0.00034	1	8260B	1/20/18 3:54	ANG	P8A0275
Chloromethane	BRL	mg/kg dry	0.0047	0.00031	1	8260B	1/20/18 3:54	ANG	P8A0275
cis-1,2-Dichloroethylene	BRL	mg/kg dry	0.0047	0.00020	1	8260B	1/20/18 3:54	ANG	P8A0275
cis-1,3-Dichloropropylene	BRL	mg/kg dry	0.0047	0.00016	1	8260B	1/20/18 3:54	ANG	P8A0275
Dibromochloromethane	BRL	mg/kg dry	0.0047	0.00019	1	8260B	1/20/18 3:54	ANG	P8A0275
Dichlorodifluoromethane	BRL	mg/kg dry	0.0047	0.00021	1	8260B	1/20/18 3:54	ANG	P8A0275

This report should not be reproduced, except in its entirety, without the written consent of Prism Laboratories, Inc.

Geosyntec Consultants of NC, PC - Raleigh Project: NCDOT West End, NC
 Attn: Matthew Jenny
 2501 Blue Ridge Road, Ste 430
 Raleigh, NC 27607

Client Sample ID: SB-CE-4-9-9.5
 Prism Sample ID: 8010201-14
 Prism Work Order: 8010201
 Time Collected: 01/09/18 08:30
 Time Submitted: 01/12/18 16:40

Sample Matrix: Solid

Parameter	Result	Units	Report Limit	MDL	Dilution Factor	Method	Analysis Date/Time	Analyst	Batch ID		
Ethylbenzene	BRL	mg/kg dry	0.0047	0.00018	1	8260B	1/20/18 3:54	ANG	P8A0275		
Isopropyl Ether	BRL	mg/kg dry	0.0047	0.00019	1	8260B	1/20/18 3:54	ANG	P8A0275		
Isopropylbenzene (Cumene)	BRL	mg/kg dry	0.0047	0.00028	1	8260B	1/20/18 3:54	ANG	P8A0275		
m,p-Xylenes	BRL	mg/kg dry	0.0093	0.00043	1	8260B	1/20/18 3:54	ANG	P8A0275		
Methyl Butyl Ketone (2-Hexanone)	BRL	mg/kg dry	0.047	0.00042	1	8260B	1/20/18 3:54	ANG	P8A0275		
Methyl Ethyl Ketone (2-Butanone)	BRL	mg/kg dry	0.093	0.00042	1	8260B	1/20/18 3:54	ANG	P8A0275		
Methyl Isobutyl Ketone	BRL	mg/kg dry	0.047	0.00040	1	8260B	1/20/18 3:54	ANG	P8A0275		
Methylene Chloride	BRL	mg/kg dry	0.0093	0.00026	1	8260B	1/20/18 3:54	ANG	P8A0275		
Methyl-tert-Butyl Ether	BRL	mg/kg dry	0.0093	0.00015	1	8260B	1/20/18 3:54	ANG	P8A0275		
Naphthalene	BRL	mg/kg dry	0.0093	0.00015	1	8260B	1/20/18 3:54	ANG	P8A0275		
n-Butylbenzene	BRL	mg/kg dry	0.0047	0.00024	1	8260B	1/20/18 3:54	ANG	P8A0275		
n-Propylbenzene	BRL	mg/kg dry	0.0047	0.00028	1	8260B	1/20/18 3:54	ANG	P8A0275		
o-Xylene	BRL	mg/kg dry	0.0047	0.00019	1	8260B	1/20/18 3:54	ANG	P8A0275		
sec-Butylbenzene	BRL	mg/kg dry	0.0047	0.00023	1	8260B	1/20/18 3:54	ANG	P8A0275		
Styrene	BRL	mg/kg dry	0.0047	0.00028	1	8260B	1/20/18 3:54	ANG	P8A0275		
tert-Butylbenzene	BRL	mg/kg dry	0.0047	0.00016	1	8260B	1/20/18 3:54	ANG	P8A0275		
Tetrachloroethylene	BRL	mg/kg dry	0.0047	0.00022	1	8260B	1/20/18 3:54	ANG	P8A0275		
Toluene	BRL	mg/kg dry	0.0047	0.00027	1	8260B	1/20/18 3:54	ANG	P8A0275		
trans-1,2-Dichloroethylene	BRL	mg/kg dry	0.0047	0.00028	1	8260B	1/20/18 3:54	ANG	P8A0275		
trans-1,3-Dichloropropylene	BRL	mg/kg dry	0.0047	0.00025	1	8260B	1/20/18 3:54	ANG	P8A0275		
Trichloroethylene	BRL	mg/kg dry	0.0047	0.00030	1	8260B	1/20/18 3:54	ANG	P8A0275		
Trichlorofluoromethane	BRL	mg/kg dry	0.0047	0.00030	1	8260B	1/20/18 3:54	ANG	P8A0275		
Vinyl acetate	BRL	mg/kg dry	0.023	0.00064	1	8260B	1/20/18 3:54	ANG	P8A0275		
Vinyl chloride	BRL	mg/kg dry	0.0047	0.00023	1	8260B	1/20/18 3:54	ANG	P8A0275		
Xylenes, total	BRL	mg/kg dry	0.014	0.00087	1	8260B	1/20/18 3:54	ANG	P8A0275		
						Surrogate		Recovery		Control Limits	
						4-Bromofluorobenzene		100 %		70-130	
						Dibromofluoromethane		102 %		84-123	
						Toluene-d8		100 %		76-129	

This report should not be reproduced, except in its entirety, without the written consent of Prism Laboratories, Inc.

Geosyntec Consultants of NC, PC - Raleigh Project: NCDOT West End, NC
 Attn: Matthew Jenny
 2501 Blue Ridge Road, Ste 430
 Raleigh, NC 27607

Sample Matrix: Solid

Client Sample ID: SB-CE-12-3.5-4
 Prism Sample ID: 8010201-15
 Prism Work Order: 8010201
 Time Collected: 01/09/18 09:15
 Time Submitted: 01/12/18 16:40

Parameter	Result	Units	Report Limit	MDL	Dilution Factor	Method	Analysis Date/Time	Analyst	Batch ID
General Chemistry Parameters									
% Solids	81.4	% by Weight	0.100	0.100	1	*SM2540 G	1/18/18 12:00	BJC	P8A0263
Volatile Organic Compounds by GC/MS									
1,1,1,2-Tetrachloroethane	BRL	mg/kg dry	0.0040	0.00033	1	8260B	1/20/18 4:22	ANG	P8A0275
1,1,1-Trichloroethane	BRL	mg/kg dry	0.0040	0.00019	1	8260B	1/20/18 4:22	ANG	P8A0275
1,1,2,2-Tetrachloroethane	BRL	mg/kg dry	0.0040	0.00027	1	8260B	1/20/18 4:22	ANG	P8A0275
1,1,2-Trichloroethane	BRL	mg/kg dry	0.0040	0.00035	1	8260B	1/20/18 4:22	ANG	P8A0275
1,1-Dichloroethane	BRL	mg/kg dry	0.0040	0.00011	1	8260B	1/20/18 4:22	ANG	P8A0275
1,1-Dichloroethylene	BRL	mg/kg dry	0.0040	0.00018	1	8260B	1/20/18 4:22	ANG	P8A0275
1,1-Dichloropropylene	BRL	mg/kg dry	0.0040	0.00022	1	8260B	1/20/18 4:22	ANG	P8A0275
1,2,3-Trichlorobenzene	BRL	mg/kg dry	0.0040	0.00023	1	8260B	1/20/18 4:22	ANG	P8A0275
1,2,3-Trichloropropane	BRL	mg/kg dry	0.0040	0.00051	1	8260B	1/20/18 4:22	ANG	P8A0275
1,2,4-Trichlorobenzene	BRL	mg/kg dry	0.0040	0.00030	1	8260B	1/20/18 4:22	ANG	P8A0275
1,2,4-Trimethylbenzene	BRL	mg/kg dry	0.0040	0.00030	1	8260B	1/20/18 4:22	ANG	P8A0275
1,2-Dibromoethane	BRL	mg/kg dry	0.0040	0.00016	1	8260B	1/20/18 4:22	ANG	P8A0275
1,2-Dichlorobenzene	BRL	mg/kg dry	0.0040	0.00019	1	8260B	1/20/18 4:22	ANG	P8A0275
1,2-Dichloroethane	BRL	mg/kg dry	0.0040	0.00024	1	8260B	1/20/18 4:22	ANG	P8A0275
1,2-Dichloropropane	BRL	mg/kg dry	0.0040	0.00025	1	8260B	1/20/18 4:22	ANG	P8A0275
1,3,5-Trimethylbenzene	BRL	mg/kg dry	0.0040	0.00030	1	8260B	1/20/18 4:22	ANG	P8A0275
1,3-Dichlorobenzene	BRL	mg/kg dry	0.0040	0.00026	1	8260B	1/20/18 4:22	ANG	P8A0275
1,3-Dichloropropane	BRL	mg/kg dry	0.0040	0.00020	1	8260B	1/20/18 4:22	ANG	P8A0275
1,4-Dichlorobenzene	BRL	mg/kg dry	0.0040	0.00016	1	8260B	1/20/18 4:22	ANG	P8A0275
2,2-Dichloropropane	BRL	mg/kg dry	0.0040	0.00019	1	8260B	1/20/18 4:22	ANG	P8A0275
2-Chlorotoluene	BRL	mg/kg dry	0.0040	0.00021	1	8260B	1/20/18 4:22	ANG	P8A0275
4-Chlorotoluene	BRL	mg/kg dry	0.0040	0.00024	1	8260B	1/20/18 4:22	ANG	P8A0275
4-Isopropyltoluene	BRL	mg/kg dry	0.0040	0.00019	1	8260B	1/20/18 4:22	ANG	P8A0275
Acetone	0.18	mg/kg dry	0.040	0.00097	1	8260B	1/20/18 4:22	ANG	P8A0275
Benzene	BRL	mg/kg dry	0.0024	0.00023	1	8260B	1/20/18 4:22	ANG	P8A0275
Bromobenzene	BRL	mg/kg dry	0.0040	0.00033	1	8260B	1/20/18 4:22	ANG	P8A0275
Bromochloromethane	BRL	mg/kg dry	0.0040	0.00022	1	8260B	1/20/18 4:22	ANG	P8A0275
Bromodichloromethane	BRL	mg/kg dry	0.0040	0.00022	1	8260B	1/20/18 4:22	ANG	P8A0275
Bromoform	BRL	mg/kg dry	0.0040	0.00045	1	8260B	1/20/18 4:22	ANG	P8A0275
Bromomethane	BRL	mg/kg dry	0.0080	0.00049	1	8260B	1/20/18 4:22	ANG	P8A0275
Carbon Tetrachloride	BRL	mg/kg dry	0.0040	0.00020	1	8260B	1/20/18 4:22	ANG	P8A0275
Chlorobenzene	BRL	mg/kg dry	0.0040	0.00021	1	8260B	1/20/18 4:22	ANG	P8A0275
Chloroethane	BRL	mg/kg dry	0.0080	0.00033	1	8260B	1/20/18 4:22	ANG	P8A0275
Chloroform	BRL	mg/kg dry	0.0040	0.00029	1	8260B	1/20/18 4:22	ANG	P8A0275
Chloromethane	BRL	mg/kg dry	0.0040	0.00027	1	8260B	1/20/18 4:22	ANG	P8A0275
cis-1,2-Dichloroethylene	BRL	mg/kg dry	0.0040	0.00017	1	8260B	1/20/18 4:22	ANG	P8A0275
cis-1,3-Dichloropropylene	BRL	mg/kg dry	0.0040	0.00013	1	8260B	1/20/18 4:22	ANG	P8A0275
Dibromochloromethane	BRL	mg/kg dry	0.0040	0.00016	1	8260B	1/20/18 4:22	ANG	P8A0275
Dichlorodifluoromethane	BRL	mg/kg dry	0.0040	0.00018	1	8260B	1/20/18 4:22	ANG	P8A0275

This report should not be reproduced, except in its entirety, without the written consent of Prism Laboratories, Inc.

Geosyntec Consultants of NC, PC - Raleigh Project: NCDOT West End, NC
 Attn: Matthew Jenny
 2501 Blue Ridge Road, Ste 430
 Raleigh, NC 27607

Sample Matrix: Solid

Client Sample ID: SB-CE-12-3.5-4
 Prism Sample ID: 8010201-15
 Prism Work Order: 8010201
 Time Collected: 01/09/18 09:15
 Time Submitted: 01/12/18 16:40

Parameter	Result	Units	Report Limit	MDL	Dilution Factor	Method	Analysis Date/Time	Analyst	Batch ID
Ethylbenzene	BRL	mg/kg dry	0.0040	0.00015	1	8260B	1/20/18 4:22	ANG	P8A0275
Isopropyl Ether	BRL	mg/kg dry	0.0040	0.00016	1	8260B	1/20/18 4:22	ANG	P8A0275
Isopropylbenzene (Cumene)	BRL	mg/kg dry	0.0040	0.00024	1	8260B	1/20/18 4:22	ANG	P8A0275
m,p-Xylenes	BRL	mg/kg dry	0.0080	0.00037	1	8260B	1/20/18 4:22	ANG	P8A0275
Methyl Butyl Ketone (2-Hexanone)	BRL	mg/kg dry	0.040	0.00036	1	8260B	1/20/18 4:22	ANG	P8A0275
Methyl Ethyl Ketone (2-Butanone)	BRL	mg/kg dry	0.080	0.00036	1	8260B	1/20/18 4:22	ANG	P8A0275
Methyl Isobutyl Ketone	BRL	mg/kg dry	0.040	0.00034	1	8260B	1/20/18 4:22	ANG	P8A0275
Methylene Chloride	BRL	mg/kg dry	0.0080	0.00022	1	8260B	1/20/18 4:22	ANG	P8A0275
Methyl-tert-Butyl Ether	BRL	mg/kg dry	0.0080	0.00013	1	8260B	1/20/18 4:22	ANG	P8A0275
Naphthalene	BRL	mg/kg dry	0.0080	0.00013	1	8260B	1/20/18 4:22	ANG	P8A0275
n-Butylbenzene	BRL	mg/kg dry	0.0040	0.00020	1	8260B	1/20/18 4:22	ANG	P8A0275
n-Propylbenzene	BRL	mg/kg dry	0.0040	0.00024	1	8260B	1/20/18 4:22	ANG	P8A0275
o-Xylene	BRL	mg/kg dry	0.0040	0.00016	1	8260B	1/20/18 4:22	ANG	P8A0275
sec-Butylbenzene	BRL	mg/kg dry	0.0040	0.00019	1	8260B	1/20/18 4:22	ANG	P8A0275
Styrene	BRL	mg/kg dry	0.0040	0.00024	1	8260B	1/20/18 4:22	ANG	P8A0275
tert-Butylbenzene	BRL	mg/kg dry	0.0040	0.00013	1	8260B	1/20/18 4:22	ANG	P8A0275
Tetrachloroethylene	BRL	mg/kg dry	0.0040	0.00019	1	8260B	1/20/18 4:22	ANG	P8A0275
Toluene	BRL	mg/kg dry	0.0040	0.00023	1	8260B	1/20/18 4:22	ANG	P8A0275
trans-1,2-Dichloroethylene	BRL	mg/kg dry	0.0040	0.00024	1	8260B	1/20/18 4:22	ANG	P8A0275
trans-1,3-Dichloropropylene	BRL	mg/kg dry	0.0040	0.00021	1	8260B	1/20/18 4:22	ANG	P8A0275
Trichloroethylene	BRL	mg/kg dry	0.0040	0.00026	1	8260B	1/20/18 4:22	ANG	P8A0275
Trichlorofluoromethane	BRL	mg/kg dry	0.0040	0.00026	1	8260B	1/20/18 4:22	ANG	P8A0275
Vinyl acetate	BRL	mg/kg dry	0.020	0.00055	1	8260B	1/20/18 4:22	ANG	P8A0275
Vinyl chloride	BRL	mg/kg dry	0.0040	0.00019	1	8260B	1/20/18 4:22	ANG	P8A0275
Xylenes, total	BRL	mg/kg dry	0.012	0.00075	1	8260B	1/20/18 4:22	ANG	P8A0275
						Surrogate	Recovery	Control Limits	
						4-Bromofluorobenzene	107 %	70-130	
						Dibromofluoromethane	107 %	84-123	
						Toluene-d8	101 %	76-129	

Geosyntec Consultants of NC, PC - Raleigh Project: NCDOT West End, NC
Attn: Matthew Jenny
2501 Blue Ridge Road, Ste 430
Raleigh, NC 27607

Sample Matrix: Solid

Client Sample ID: SB-CE-1-6.5-7
Prism Sample ID: 8010201-16
Prism Work Order: 8010201
Time Collected: 01/09/18 09:45
Time Submitted: 01/12/18 16:40

Parameter	Result	Units	Report Limit	MDL	Dilution Factor	Method	Analysis Date/Time	Analyst	Batch ID
-----------	--------	-------	--------------	-----	-----------------	--------	--------------------	---------	----------

General Chemistry Parameters

% Solids	81.6	% by Weight	0.100	0.100	1	*SM2540 G	1/18/18 12:00	BJC	P8A0263
----------	------	-------------	-------	-------	---	-----------	---------------	-----	---------

Volatile Organic Compounds by GC/MS

1,1,1,2-Tetrachloroethane	BRL	mg/kg dry	0.0060	0.00049	1	8260B	1/20/18 4:49	ANG	P8A0275
1,1,1-Trichloroethane	BRL	mg/kg dry	0.0060	0.00029	1	8260B	1/20/18 4:49	ANG	P8A0275
1,1,2,2-Tetrachloroethane	BRL	mg/kg dry	0.0060	0.00040	1	8260B	1/20/18 4:49	ANG	P8A0275
1,1,2-Trichloroethane	BRL	mg/kg dry	0.0060	0.00053	1	8260B	1/20/18 4:49	ANG	P8A0275
1,1-Dichloroethane	BRL	mg/kg dry	0.0060	0.00017	1	8260B	1/20/18 4:49	ANG	P8A0275
1,1-Dichloroethylene	BRL	mg/kg dry	0.0060	0.00026	1	8260B	1/20/18 4:49	ANG	P8A0275
1,1-Dichloropropylene	BRL	mg/kg dry	0.0060	0.00033	1	8260B	1/20/18 4:49	ANG	P8A0275
1,2,3-Trichlorobenzene	BRL	mg/kg dry	0.0060	0.00034	1	8260B	1/20/18 4:49	ANG	P8A0275
1,2,3-Trichloropropane	BRL	mg/kg dry	0.0060	0.00076	1	8260B	1/20/18 4:49	ANG	P8A0275
1,2,4-Trichlorobenzene	BRL	mg/kg dry	0.0060	0.00045	1	8260B	1/20/18 4:49	ANG	P8A0275
1,2,4-Trimethylbenzene	BRL	mg/kg dry	0.0060	0.00046	1	8260B	1/20/18 4:49	ANG	P8A0275
1,2-Dibromoethane	BRL	mg/kg dry	0.0060	0.00024	1	8260B	1/20/18 4:49	ANG	P8A0275
1,2-Dichlorobenzene	BRL	mg/kg dry	0.0060	0.00028	1	8260B	1/20/18 4:49	ANG	P8A0275
1,2-Dichloroethane	BRL	mg/kg dry	0.0060	0.00036	1	8260B	1/20/18 4:49	ANG	P8A0275
1,2-Dichloropropane	BRL	mg/kg dry	0.0060	0.00037	1	8260B	1/20/18 4:49	ANG	P8A0275
1,3,5-Trimethylbenzene	BRL	mg/kg dry	0.0060	0.00045	1	8260B	1/20/18 4:49	ANG	P8A0275
1,3-Dichlorobenzene	BRL	mg/kg dry	0.0060	0.00040	1	8260B	1/20/18 4:49	ANG	P8A0275
1,3-Dichloropropane	BRL	mg/kg dry	0.0060	0.00030	1	8260B	1/20/18 4:49	ANG	P8A0275
1,4-Dichlorobenzene	BRL	mg/kg dry	0.0060	0.00024	1	8260B	1/20/18 4:49	ANG	P8A0275
2,2-Dichloropropane	BRL	mg/kg dry	0.0060	0.00028	1	8260B	1/20/18 4:49	ANG	P8A0275
2-Chlorotoluene	BRL	mg/kg dry	0.0060	0.00031	1	8260B	1/20/18 4:49	ANG	P8A0275
4-Chlorotoluene	BRL	mg/kg dry	0.0060	0.00036	1	8260B	1/20/18 4:49	ANG	P8A0275
4-Isopropyltoluene	BRL	mg/kg dry	0.0060	0.00029	1	8260B	1/20/18 4:49	ANG	P8A0275
Acetone	BRL	mg/kg dry	0.060	0.0015	1	8260B	1/20/18 4:49	ANG	P8A0275
Benzene	BRL	mg/kg dry	0.0036	0.00035	1	8260B	1/20/18 4:49	ANG	P8A0275
Bromobenzene	BRL	mg/kg dry	0.0060	0.00050	1	8260B	1/20/18 4:49	ANG	P8A0275
Bromochloromethane	BRL	mg/kg dry	0.0060	0.00033	1	8260B	1/20/18 4:49	ANG	P8A0275
Bromodichloromethane	BRL	mg/kg dry	0.0060	0.00033	1	8260B	1/20/18 4:49	ANG	P8A0275
Bromoform	BRL	mg/kg dry	0.0060	0.00068	1	8260B	1/20/18 4:49	ANG	P8A0275
Bromomethane	BRL	mg/kg dry	0.012	0.00074	1	8260B	1/20/18 4:49	ANG	P8A0275
Carbon Tetrachloride	BRL	mg/kg dry	0.0060	0.00030	1	8260B	1/20/18 4:49	ANG	P8A0275
Chlorobenzene	BRL	mg/kg dry	0.0060	0.00032	1	8260B	1/20/18 4:49	ANG	P8A0275
Chloroethane	BRL	mg/kg dry	0.012	0.00050	1	8260B	1/20/18 4:49	ANG	P8A0275
Chloroform	BRL	mg/kg dry	0.0060	0.00043	1	8260B	1/20/18 4:49	ANG	P8A0275
Chloromethane	BRL	mg/kg dry	0.0060	0.00040	1	8260B	1/20/18 4:49	ANG	P8A0275
cis-1,2-Dichloroethylene	BRL	mg/kg dry	0.0060	0.00025	1	8260B	1/20/18 4:49	ANG	P8A0275
cis-1,3-Dichloropropylene	BRL	mg/kg dry	0.0060	0.00020	1	8260B	1/20/18 4:49	ANG	P8A0275
Dibromochloromethane	BRL	mg/kg dry	0.0060	0.00025	1	8260B	1/20/18 4:49	ANG	P8A0275
Dichlorodifluoromethane	BRL	mg/kg dry	0.0060	0.00027	1	8260B	1/20/18 4:49	ANG	P8A0275

This report should not be reproduced, except in its entirety, without the written consent of Prism Laboratories, Inc.

Geosyntec Consultants of NC, PC - Raleigh Project: NCDOT West End, NC
 Attn: Matthew Jenny
 2501 Blue Ridge Road, Ste 430
 Raleigh, NC 27607

Client Sample ID: SB-CE-1-6.5-7
 Prism Sample ID: 8010201-16
 Prism Work Order: 8010201
 Time Collected: 01/09/18 09:45
 Time Submitted: 01/12/18 16:40

Sample Matrix: Solid

Parameter	Result	Units	Report Limit	MDL	Dilution Factor	Method	Analysis Date/Time	Analyst	Batch ID
Ethylbenzene	BRL	mg/kg dry	0.0060	0.00023	1	8260B	1/20/18 4:49	ANG	P8A0275
Isopropyl Ether	BRL	mg/kg dry	0.0060	0.00024	1	8260B	1/20/18 4:49	ANG	P8A0275
Isopropylbenzene (Cumene)	BRL	mg/kg dry	0.0060	0.00035	1	8260B	1/20/18 4:49	ANG	P8A0275
m,p-Xylenes	BRL	mg/kg dry	0.012	0.00055	1	8260B	1/20/18 4:49	ANG	P8A0275
Methyl Butyl Ketone (2-Hexanone)	BRL	mg/kg dry	0.060	0.00054	1	8260B	1/20/18 4:49	ANG	P8A0275
Methyl Ethyl Ketone (2-Butanone)	BRL	mg/kg dry	0.12	0.00054	1	8260B	1/20/18 4:49	ANG	P8A0275
Methyl Isobutyl Ketone	BRL	mg/kg dry	0.060	0.00051	1	8260B	1/20/18 4:49	ANG	P8A0275
Methylene Chloride	BRL	mg/kg dry	0.012	0.00034	1	8260B	1/20/18 4:49	ANG	P8A0275
Methyl-tert-Butyl Ether	BRL	mg/kg dry	0.012	0.00019	1	8260B	1/20/18 4:49	ANG	P8A0275
Naphthalene	BRL	mg/kg dry	0.012	0.00019	1	8260B	1/20/18 4:49	ANG	P8A0275
n-Butylbenzene	BRL	mg/kg dry	0.0060	0.00031	1	8260B	1/20/18 4:49	ANG	P8A0275
n-Propylbenzene	BRL	mg/kg dry	0.0060	0.00036	1	8260B	1/20/18 4:49	ANG	P8A0275
o-Xylene	BRL	mg/kg dry	0.0060	0.00025	1	8260B	1/20/18 4:49	ANG	P8A0275
sec-Butylbenzene	BRL	mg/kg dry	0.0060	0.00029	1	8260B	1/20/18 4:49	ANG	P8A0275
Styrene	BRL	mg/kg dry	0.0060	0.00036	1	8260B	1/20/18 4:49	ANG	P8A0275
tert-Butylbenzene	BRL	mg/kg dry	0.0060	0.00020	1	8260B	1/20/18 4:49	ANG	P8A0275
Tetrachloroethylene	BRL	mg/kg dry	0.0060	0.00028	1	8260B	1/20/18 4:49	ANG	P8A0275
Toluene	BRL	mg/kg dry	0.0060	0.00034	1	8260B	1/20/18 4:49	ANG	P8A0275
trans-1,2-Dichloroethylene	BRL	mg/kg dry	0.0060	0.00036	1	8260B	1/20/18 4:49	ANG	P8A0275
trans-1,3-Dichloropropylene	BRL	mg/kg dry	0.0060	0.00031	1	8260B	1/20/18 4:49	ANG	P8A0275
Trichloroethylene	BRL	mg/kg dry	0.0060	0.00039	1	8260B	1/20/18 4:49	ANG	P8A0275
Trichlorofluoromethane	BRL	mg/kg dry	0.0060	0.00039	1	8260B	1/20/18 4:49	ANG	P8A0275
Vinyl acetate	BRL	mg/kg dry	0.030	0.00082	1	8260B	1/20/18 4:49	ANG	P8A0275
Vinyl chloride	BRL	mg/kg dry	0.0060	0.00029	1	8260B	1/20/18 4:49	ANG	P8A0275
Xylenes, total	BRL	mg/kg dry	0.018	0.0011	1	8260B	1/20/18 4:49	ANG	P8A0275
Surrogate						Recovery		Control Limits	
						4-Bromofluorobenzene		70-130	
						Dibromofluoromethane		84-123	
						Toluene-d8		76-129	

This report should not be reproduced, except in its entirety, without the written consent of Prism Laboratories, Inc.

Geosyntec Consultants of NC, PC - Raleigh Project: NCDOT West End, NC
 Attn: Matthew Jenny
 2501 Blue Ridge Road, Ste 430
 Raleigh, NC 27607

Sample Matrix: Solid

Client Sample ID: SB-CE-6-6-6.5
 Prism Sample ID: 8010201-17
 Prism Work Order: 8010201
 Time Collected: 01/09/18 10:50
 Time Submitted: 01/12/18 16:40

Parameter	Result	Units	Report Limit	MDL	Dilution Factor	Method	Analysis Date/Time	Analyst	Batch ID
General Chemistry Parameters									
% Solids	81.3	% by Weight	0.100	0.100	1	*SM2540 G	1/18/18 12:00	BJC	P8A0263
Volatile Organic Compounds by GC/MS									
1,1,1,2-Tetrachloroethane	BRL	mg/kg dry	0.0058	0.00047	1	8260B	1/20/18 5:17	ANG	P8A0275
1,1,1-Trichloroethane	BRL	mg/kg dry	0.0058	0.00028	1	8260B	1/20/18 5:17	ANG	P8A0275
1,1,2,2-Tetrachloroethane	BRL	mg/kg dry	0.0058	0.00039	1	8260B	1/20/18 5:17	ANG	P8A0275
1,1,2-Trichloroethane	BRL	mg/kg dry	0.0058	0.00051	1	8260B	1/20/18 5:17	ANG	P8A0275
1,1-Dichloroethane	BRL	mg/kg dry	0.0058	0.00016	1	8260B	1/20/18 5:17	ANG	P8A0275
1,1-Dichloroethylene	BRL	mg/kg dry	0.0058	0.00025	1	8260B	1/20/18 5:17	ANG	P8A0275
1,1-Dichloropropylene	BRL	mg/kg dry	0.0058	0.00032	1	8260B	1/20/18 5:17	ANG	P8A0275
1,2,3-Trichlorobenzene	BRL	mg/kg dry	0.0058	0.00033	1	8260B	1/20/18 5:17	ANG	P8A0275
1,2,3-Trichloropropane	BRL	mg/kg dry	0.0058	0.00073	1	8260B	1/20/18 5:17	ANG	P8A0275
1,2,4-Trichlorobenzene	BRL	mg/kg dry	0.0058	0.00043	1	8260B	1/20/18 5:17	ANG	P8A0275
1,2,4-Trimethylbenzene	BRL	mg/kg dry	0.0058	0.00044	1	8260B	1/20/18 5:17	ANG	P8A0275
1,2-Dibromoethane	BRL	mg/kg dry	0.0058	0.00023	1	8260B	1/20/18 5:17	ANG	P8A0275
1,2-Dichlorobenzene	BRL	mg/kg dry	0.0058	0.00027	1	8260B	1/20/18 5:17	ANG	P8A0275
1,2-Dichloroethane	BRL	mg/kg dry	0.0058	0.00034	1	8260B	1/20/18 5:17	ANG	P8A0275
1,2-Dichloropropane	BRL	mg/kg dry	0.0058	0.00036	1	8260B	1/20/18 5:17	ANG	P8A0275
1,3,5-Trimethylbenzene	BRL	mg/kg dry	0.0058	0.00044	1	8260B	1/20/18 5:17	ANG	P8A0275
1,3-Dichlorobenzene	BRL	mg/kg dry	0.0058	0.00038	1	8260B	1/20/18 5:17	ANG	P8A0275
1,3-Dichloropropane	BRL	mg/kg dry	0.0058	0.00029	1	8260B	1/20/18 5:17	ANG	P8A0275
1,4-Dichlorobenzene	BRL	mg/kg dry	0.0058	0.00023	1	8260B	1/20/18 5:17	ANG	P8A0275
2,2-Dichloropropane	BRL	mg/kg dry	0.0058	0.00027	1	8260B	1/20/18 5:17	ANG	P8A0275
2-Chlorotoluene	BRL	mg/kg dry	0.0058	0.00030	1	8260B	1/20/18 5:17	ANG	P8A0275
4-Chlorotoluene	BRL	mg/kg dry	0.0058	0.00034	1	8260B	1/20/18 5:17	ANG	P8A0275
4-Isopropyltoluene	BRL	mg/kg dry	0.0058	0.00028	1	8260B	1/20/18 5:17	ANG	P8A0275
Acetone	BRL	mg/kg dry	0.058	0.0014	1	8260B	1/20/18 5:17	ANG	P8A0275
Benzene	BRL	mg/kg dry	0.0035	0.00034	1	8260B	1/20/18 5:17	ANG	P8A0275
Bromobenzene	BRL	mg/kg dry	0.0058	0.00048	1	8260B	1/20/18 5:17	ANG	P8A0275
Bromochloromethane	BRL	mg/kg dry	0.0058	0.00032	1	8260B	1/20/18 5:17	ANG	P8A0275
Bromodichloromethane	BRL	mg/kg dry	0.0058	0.00032	1	8260B	1/20/18 5:17	ANG	P8A0275
Bromoform	BRL	mg/kg dry	0.0058	0.00065	1	8260B	1/20/18 5:17	ANG	P8A0275
Bromomethane	BRL	mg/kg dry	0.012	0.00071	1	8260B	1/20/18 5:17	ANG	P8A0275
Carbon Tetrachloride	BRL	mg/kg dry	0.0058	0.00029	1	8260B	1/20/18 5:17	ANG	P8A0275
Chlorobenzene	BRL	mg/kg dry	0.0058	0.00031	1	8260B	1/20/18 5:17	ANG	P8A0275
Chloroethane	BRL	mg/kg dry	0.012	0.00048	1	8260B	1/20/18 5:17	ANG	P8A0275
Chloroform	BRL	mg/kg dry	0.0058	0.00042	1	8260B	1/20/18 5:17	ANG	P8A0275
Chloromethane	BRL	mg/kg dry	0.0058	0.00039	1	8260B	1/20/18 5:17	ANG	P8A0275
cis-1,2-Dichloroethylene	BRL	mg/kg dry	0.0058	0.00025	1	8260B	1/20/18 5:17	ANG	P8A0275
cis-1,3-Dichloropropylene	BRL	mg/kg dry	0.0058	0.00019	1	8260B	1/20/18 5:17	ANG	P8A0275
Dibromochloromethane	BRL	mg/kg dry	0.0058	0.00024	1	8260B	1/20/18 5:17	ANG	P8A0275
Dichlorodifluoromethane	BRL	mg/kg dry	0.0058	0.00026	1	8260B	1/20/18 5:17	ANG	P8A0275

This report should not be reproduced, except in its entirety, without the written consent of Prism Laboratories, Inc.

Geosyntec Consultants of NC, PC - Raleigh Project: NCDOT West End, NC
 Attn: Matthew Jenny
 2501 Blue Ridge Road, Ste 430
 Raleigh, NC 27607

Sample Matrix: Solid

Client Sample ID: SB-CE-6-6-6.5
 Prism Sample ID: 8010201-17
 Prism Work Order: 8010201
 Time Collected: 01/09/18 10:50
 Time Submitted: 01/12/18 16:40

Parameter	Result	Units	Report Limit	MDL	Dilution Factor	Method	Analysis Date/Time	Analyst	Batch ID
Ethylbenzene	BRL	mg/kg dry	0.0058	0.00022	1	8260B	1/20/18 5:17	ANG	P8A0275
Isopropyl Ether	BRL	mg/kg dry	0.0058	0.00023	1	8260B	1/20/18 5:17	ANG	P8A0275
Isopropylbenzene (Cumene)	BRL	mg/kg dry	0.0058	0.00034	1	8260B	1/20/18 5:17	ANG	P8A0275
m,p-Xylenes	BRL	mg/kg dry	0.012	0.00053	1	8260B	1/20/18 5:17	ANG	P8A0275
Methyl Butyl Ketone (2-Hexanone)	BRL	mg/kg dry	0.058	0.00052	1	8260B	1/20/18 5:17	ANG	P8A0275
Methyl Ethyl Ketone (2-Butanone)	BRL	mg/kg dry	0.12	0.00052	1	8260B	1/20/18 5:17	ANG	P8A0275
Methyl Isobutyl Ketone	BRL	mg/kg dry	0.058	0.00049	1	8260B	1/20/18 5:17	ANG	P8A0275
Methylene Chloride	BRL	mg/kg dry	0.012	0.00032	1	8260B	1/20/18 5:17	ANG	P8A0275
Methyl-tert-Butyl Ether	BRL	mg/kg dry	0.012	0.00018	1	8260B	1/20/18 5:17	ANG	P8A0275
Naphthalene	BRL	mg/kg dry	0.012	0.00018	1	8260B	1/20/18 5:17	ANG	P8A0275
n-Butylbenzene	BRL	mg/kg dry	0.0058	0.00029	1	8260B	1/20/18 5:17	ANG	P8A0275
n-Propylbenzene	BRL	mg/kg dry	0.0058	0.00034	1	8260B	1/20/18 5:17	ANG	P8A0275
o-Xylene	BRL	mg/kg dry	0.0058	0.00024	1	8260B	1/20/18 5:17	ANG	P8A0275
sec-Butylbenzene	BRL	mg/kg dry	0.0058	0.00028	1	8260B	1/20/18 5:17	ANG	P8A0275
Styrene	BRL	mg/kg dry	0.0058	0.00035	1	8260B	1/20/18 5:17	ANG	P8A0275
tert-Butylbenzene	BRL	mg/kg dry	0.0058	0.00019	1	8260B	1/20/18 5:17	ANG	P8A0275
Tetrachloroethylene	BRL	mg/kg dry	0.0058	0.00027	1	8260B	1/20/18 5:17	ANG	P8A0275
Toluene	BRL	mg/kg dry	0.0058	0.00033	1	8260B	1/20/18 5:17	ANG	P8A0275
trans-1,2-Dichloroethylene	BRL	mg/kg dry	0.0058	0.00034	1	8260B	1/20/18 5:17	ANG	P8A0275
trans-1,3-Dichloropropylene	BRL	mg/kg dry	0.0058	0.00030	1	8260B	1/20/18 5:17	ANG	P8A0275
Trichloroethylene	BRL	mg/kg dry	0.0058	0.00037	1	8260B	1/20/18 5:17	ANG	P8A0275
Trichlorofluoromethane	BRL	mg/kg dry	0.0058	0.00037	1	8260B	1/20/18 5:17	ANG	P8A0275
Vinyl acetate	BRL	mg/kg dry	0.029	0.00079	1	8260B	1/20/18 5:17	ANG	P8A0275
Vinyl chloride	BRL	mg/kg dry	0.0058	0.00028	1	8260B	1/20/18 5:17	ANG	P8A0275
Xylenes, total	BRL	mg/kg dry	0.017	0.0011	1	8260B	1/20/18 5:17	ANG	P8A0275

Surrogate	Recovery	Control Limits
4-Bromofluorobenzene	101 %	70-130
Dibromofluoromethane	102 %	84-123
Toluene-d8	99 %	76-129

Geosyntec Consultants of NC, PC - Raleigh Project: NCDOT West End, NC
 Attn: Matthew Jenny
 2501 Blue Ridge Road, Ste 430
 Raleigh, NC 27607

Client Sample ID: SB-CE-7-9.5-10
 Prism Sample ID: 8010201-18
 Prism Work Order: 8010201
 Time Collected: 01/09/18 11:45
 Time Submitted: 01/12/18 16:40

Sample Matrix: Solid

Parameter	Result	Units	Report Limit	MDL	Dilution Factor	Method	Analysis Date/Time	Analyst	Batch ID
General Chemistry Parameters									
% Solids	92.7	% by Weight	0.100	0.100	1	*SM2540 G	1/18/18 12:00	BJC	P8A0263
Volatile Organic Compounds by GC/MS									
1,1,1,2-Tetrachloroethane	BRL	mg/kg dry	0.0050	0.00041	1	8260B	1/20/18 5:45	ANG	P8A0275
1,1,1-Trichloroethane	BRL	mg/kg dry	0.0050	0.00024	1	8260B	1/20/18 5:45	ANG	P8A0275
1,1,2,2-Tetrachloroethane	BRL	mg/kg dry	0.0050	0.00034	1	8260B	1/20/18 5:45	ANG	P8A0275
1,1,2-Trichloroethane	BRL	mg/kg dry	0.0050	0.00044	1	8260B	1/20/18 5:45	ANG	P8A0275
1,1-Dichloroethane	BRL	mg/kg dry	0.0050	0.00014	1	8260B	1/20/18 5:45	ANG	P8A0275
1,1-Dichloroethylene	BRL	mg/kg dry	0.0050	0.00022	1	8260B	1/20/18 5:45	ANG	P8A0275
1,1-Dichloropropylene	BRL	mg/kg dry	0.0050	0.00027	1	8260B	1/20/18 5:45	ANG	P8A0275
1,2,3-Trichlorobenzene	BRL	mg/kg dry	0.0050	0.00028	1	8260B	1/20/18 5:45	ANG	P8A0275
1,2,3-Trichloropropane	BRL	mg/kg dry	0.0050	0.00064	1	8260B	1/20/18 5:45	ANG	P8A0275
1,2,4-Trichlorobenzene	BRL	mg/kg dry	0.0050	0.00037	1	8260B	1/20/18 5:45	ANG	P8A0275
1,2,4-Trimethylbenzene	BRL	mg/kg dry	0.0050	0.00038	1	8260B	1/20/18 5:45	ANG	P8A0275
1,2-Dibromoethane	BRL	mg/kg dry	0.0050	0.00020	1	8260B	1/20/18 5:45	ANG	P8A0275
1,2-Dichlorobenzene	BRL	mg/kg dry	0.0050	0.00023	1	8260B	1/20/18 5:45	ANG	P8A0275
1,2-Dichloroethane	BRL	mg/kg dry	0.0050	0.00030	1	8260B	1/20/18 5:45	ANG	P8A0275
1,2-Dichloropropane	BRL	mg/kg dry	0.0050	0.00031	1	8260B	1/20/18 5:45	ANG	P8A0275
1,3,5-Trimethylbenzene	BRL	mg/kg dry	0.0050	0.00038	1	8260B	1/20/18 5:45	ANG	P8A0275
1,3-Dichlorobenzene	BRL	mg/kg dry	0.0050	0.00033	1	8260B	1/20/18 5:45	ANG	P8A0275
1,3-Dichloropropane	BRL	mg/kg dry	0.0050	0.00025	1	8260B	1/20/18 5:45	ANG	P8A0275
1,4-Dichlorobenzene	BRL	mg/kg dry	0.0050	0.00020	1	8260B	1/20/18 5:45	ANG	P8A0275
2,2-Dichloropropane	BRL	mg/kg dry	0.0050	0.00024	1	8260B	1/20/18 5:45	ANG	P8A0275
2-Chlorotoluene	BRL	mg/kg dry	0.0050	0.00026	1	8260B	1/20/18 5:45	ANG	P8A0275
4-Chlorotoluene	BRL	mg/kg dry	0.0050	0.00030	1	8260B	1/20/18 5:45	ANG	P8A0275
4-Isopropyltoluene	BRL	mg/kg dry	0.0050	0.00024	1	8260B	1/20/18 5:45	ANG	P8A0275
Acetone	0.029 J	mg/kg dry	0.050	0.0012	1	8260B	1/20/18 5:45	ANG	P8A0275
Benzene	BRL	mg/kg dry	0.0030	0.00029	1	8260B	1/20/18 5:45	ANG	P8A0275
Bromobenzene	BRL	mg/kg dry	0.0050	0.00042	1	8260B	1/20/18 5:45	ANG	P8A0275
Bromochloromethane	BRL	mg/kg dry	0.0050	0.00027	1	8260B	1/20/18 5:45	ANG	P8A0275
Bromodichloromethane	BRL	mg/kg dry	0.0050	0.00028	1	8260B	1/20/18 5:45	ANG	P8A0275
Bromoform	BRL	mg/kg dry	0.0050	0.00057	1	8260B	1/20/18 5:45	ANG	P8A0275
Bromomethane	BRL	mg/kg dry	0.010	0.00062	1	8260B	1/20/18 5:45	ANG	P8A0275
Carbon Tetrachloride	BRL	mg/kg dry	0.0050	0.00025	1	8260B	1/20/18 5:45	ANG	P8A0275
Chlorobenzene	BRL	mg/kg dry	0.0050	0.00026	1	8260B	1/20/18 5:45	ANG	P8A0275
Chloroethane	BRL	mg/kg dry	0.010	0.00042	1	8260B	1/20/18 5:45	ANG	P8A0275
Chloroform	BRL	mg/kg dry	0.0050	0.00036	1	8260B	1/20/18 5:45	ANG	P8A0275
Chloromethane	BRL	mg/kg dry	0.0050	0.00034	1	8260B	1/20/18 5:45	ANG	P8A0275
cis-1,2-Dichloroethylene	BRL	mg/kg dry	0.0050	0.00021	1	8260B	1/20/18 5:45	ANG	P8A0275
cis-1,3-Dichloropropylene	BRL	mg/kg dry	0.0050	0.00017	1	8260B	1/20/18 5:45	ANG	P8A0275
Dibromochloromethane	BRL	mg/kg dry	0.0050	0.00021	1	8260B	1/20/18 5:45	ANG	P8A0275
Dichlorodifluoromethane	BRL	mg/kg dry	0.0050	0.00023	1	8260B	1/20/18 5:45	ANG	P8A0275

This report should not be reproduced, except in its entirety, without the written consent of Prism Laboratories, Inc.

Geosyntec Consultants of NC, PC - Raleigh Project: NCDOT West End, NC
 Attn: Matthew Jenny
 2501 Blue Ridge Road, Ste 430
 Raleigh, NC 27607

Client Sample ID: SB-CE-7-9.5-10
 Prism Sample ID: 8010201-18
 Prism Work Order: 8010201
 Time Collected: 01/09/18 11:45
 Time Submitted: 01/12/18 16:40

Sample Matrix: Solid

Parameter	Result	Units	Report Limit	MDL	Dilution Factor	Method	Analysis Date/Time	Analyst	Batch ID
Ethylbenzene	BRL	mg/kg dry	0.0050	0.00019	1	8260B	1/20/18 5:45	ANG	P8A0275
Isopropyl Ether	BRL	mg/kg dry	0.0050	0.00020	1	8260B	1/20/18 5:45	ANG	P8A0275
Isopropylbenzene (Cumene)	BRL	mg/kg dry	0.0050	0.00030	1	8260B	1/20/18 5:45	ANG	P8A0275
m,p-Xylenes	BRL	mg/kg dry	0.010	0.00046	1	8260B	1/20/18 5:45	ANG	P8A0275
Methyl Butyl Ketone (2-Hexanone)	BRL	mg/kg dry	0.050	0.00045	1	8260B	1/20/18 5:45	ANG	P8A0275
Methyl Ethyl Ketone (2-Butanone)	BRL	mg/kg dry	0.10	0.00045	1	8260B	1/20/18 5:45	ANG	P8A0275
Methyl Isobutyl Ketone	BRL	mg/kg dry	0.050	0.00043	1	8260B	1/20/18 5:45	ANG	P8A0275
Methylene Chloride	BRL	mg/kg dry	0.010	0.00028	1	8260B	1/20/18 5:45	ANG	P8A0275
Methyl-tert-Butyl Ether	BRL	mg/kg dry	0.010	0.00016	1	8260B	1/20/18 5:45	ANG	P8A0275
Naphthalene	BRL	mg/kg dry	0.010	0.00016	1	8260B	1/20/18 5:45	ANG	P8A0275
n-Butylbenzene	BRL	mg/kg dry	0.0050	0.00025	1	8260B	1/20/18 5:45	ANG	P8A0275
n-Propylbenzene	BRL	mg/kg dry	0.0050	0.00030	1	8260B	1/20/18 5:45	ANG	P8A0275
o-Xylene	BRL	mg/kg dry	0.0050	0.00020	1	8260B	1/20/18 5:45	ANG	P8A0275
sec-Butylbenzene	BRL	mg/kg dry	0.0050	0.00024	1	8260B	1/20/18 5:45	ANG	P8A0275
Styrene	BRL	mg/kg dry	0.0050	0.00030	1	8260B	1/20/18 5:45	ANG	P8A0275
tert-Butylbenzene	BRL	mg/kg dry	0.0050	0.00017	1	8260B	1/20/18 5:45	ANG	P8A0275
Tetrachloroethylene	BRL	mg/kg dry	0.0050	0.00024	1	8260B	1/20/18 5:45	ANG	P8A0275
Toluene	BRL	mg/kg dry	0.0050	0.00029	1	8260B	1/20/18 5:45	ANG	P8A0275
trans-1,2-Dichloroethylene	BRL	mg/kg dry	0.0050	0.00030	1	8260B	1/20/18 5:45	ANG	P8A0275
trans-1,3-Dichloropropylene	BRL	mg/kg dry	0.0050	0.00026	1	8260B	1/20/18 5:45	ANG	P8A0275
Trichloroethylene	BRL	mg/kg dry	0.0050	0.00032	1	8260B	1/20/18 5:45	ANG	P8A0275
Trichlorofluoromethane	BRL	mg/kg dry	0.0050	0.00032	1	8260B	1/20/18 5:45	ANG	P8A0275
Vinyl acetate	BRL	mg/kg dry	0.025	0.00068	1	8260B	1/20/18 5:45	ANG	P8A0275
Vinyl chloride	BRL	mg/kg dry	0.0050	0.00024	1	8260B	1/20/18 5:45	ANG	P8A0275
Xylenes, total	BRL	mg/kg dry	0.015	0.00094	1	8260B	1/20/18 5:45	ANG	P8A0275
						Surrogate	Recovery	Control Limits	
						4-Bromofluorobenzene	99 %	70-130	
						Dibromofluoromethane	105 %	84-123	
						Toluene-d8	100 %	76-129	

Geosyntec Consultants of NC, PC - Raleigh Project: NCDOT West End, NC
 Attn: Matthew Jenny
 2501 Blue Ridge Road, Ste 430
 Raleigh, NC 27607

Client Sample ID: SB-CE-8-9.5-10
 Prism Sample ID: 8010201-19
 Prism Work Order: 8010201
 Time Collected: 01/09/18 12:15
 Time Submitted: 01/12/18 16:40

Sample Matrix: Solid

Parameter	Result	Units	Report Limit	MDL	Dilution Factor	Method	Analysis Date/Time	Analyst	Batch ID
General Chemistry Parameters									
% Solids	93.0	% by Weight	0.100	0.100	1	*SM2540 G	1/18/18 12:00	BJC	P8A0263
Volatile Organic Compounds by GC/MS									
1,1,1,2-Tetrachloroethane	BRL	mg/kg dry	0.0049	0.00040	1	8260B	1/20/18 6:13	ANG	P8A0275
1,1,1-Trichloroethane	BRL	mg/kg dry	0.0049	0.00024	1	8260B	1/20/18 6:13	ANG	P8A0275
1,1,2,2-Tetrachloroethane	BRL	mg/kg dry	0.0049	0.00033	1	8260B	1/20/18 6:13	ANG	P8A0275
1,1,2-Trichloroethane	BRL	mg/kg dry	0.0049	0.00043	1	8260B	1/20/18 6:13	ANG	P8A0275
1,1-Dichloroethane	BRL	mg/kg dry	0.0049	0.00014	1	8260B	1/20/18 6:13	ANG	P8A0275
1,1-Dichloroethylene	BRL	mg/kg dry	0.0049	0.00022	1	8260B	1/20/18 6:13	ANG	P8A0275
1,1-Dichloropropylene	BRL	mg/kg dry	0.0049	0.00027	1	8260B	1/20/18 6:13	ANG	P8A0275
1,2,3-Trichlorobenzene	BRL	mg/kg dry	0.0049	0.00028	1	8260B	1/20/18 6:13	ANG	P8A0275
1,2,3-Trichloropropane	BRL	mg/kg dry	0.0049	0.00062	1	8260B	1/20/18 6:13	ANG	P8A0275
1,2,4-Trichlorobenzene	BRL	mg/kg dry	0.0049	0.00036	1	8260B	1/20/18 6:13	ANG	P8A0275
1,2,4-Trimethylbenzene	BRL	mg/kg dry	0.0049	0.00037	1	8260B	1/20/18 6:13	ANG	P8A0275
1,2-Dibromoethane	BRL	mg/kg dry	0.0049	0.00020	1	8260B	1/20/18 6:13	ANG	P8A0275
1,2-Dichlorobenzene	BRL	mg/kg dry	0.0049	0.00023	1	8260B	1/20/18 6:13	ANG	P8A0275
1,2-Dichloroethane	BRL	mg/kg dry	0.0049	0.00029	1	8260B	1/20/18 6:13	ANG	P8A0275
1,2-Dichloropropane	BRL	mg/kg dry	0.0049	0.00030	1	8260B	1/20/18 6:13	ANG	P8A0275
1,3,5-Trimethylbenzene	BRL	mg/kg dry	0.0049	0.00037	1	8260B	1/20/18 6:13	ANG	P8A0275
1,3-Dichlorobenzene	BRL	mg/kg dry	0.0049	0.00032	1	8260B	1/20/18 6:13	ANG	P8A0275
1,3-Dichloropropane	BRL	mg/kg dry	0.0049	0.00025	1	8260B	1/20/18 6:13	ANG	P8A0275
1,4-Dichlorobenzene	BRL	mg/kg dry	0.0049	0.00019	1	8260B	1/20/18 6:13	ANG	P8A0275
2,2-Dichloropropane	BRL	mg/kg dry	0.0049	0.00023	1	8260B	1/20/18 6:13	ANG	P8A0275
2-Chlorotoluene	BRL	mg/kg dry	0.0049	0.00025	1	8260B	1/20/18 6:13	ANG	P8A0275
4-Chlorotoluene	BRL	mg/kg dry	0.0049	0.00029	1	8260B	1/20/18 6:13	ANG	P8A0275
4-Isopropyltoluene	BRL	mg/kg dry	0.0049	0.00024	1	8260B	1/20/18 6:13	ANG	P8A0275
Acetone	0.038 J	mg/kg dry	0.049	0.0012	1	8260B	1/20/18 6:13	ANG	P8A0275
Benzene	BRL	mg/kg dry	0.0029	0.00028	1	8260B	1/20/18 6:13	ANG	P8A0275
Bromobenzene	BRL	mg/kg dry	0.0049	0.00041	1	8260B	1/20/18 6:13	ANG	P8A0275
Bromochloromethane	BRL	mg/kg dry	0.0049	0.00027	1	8260B	1/20/18 6:13	ANG	P8A0275
Bromodichloromethane	BRL	mg/kg dry	0.0049	0.00027	1	8260B	1/20/18 6:13	ANG	P8A0275
Bromoform	BRL	mg/kg dry	0.0049	0.00055	1	8260B	1/20/18 6:13	ANG	P8A0275
Bromomethane	BRL	mg/kg dry	0.0098	0.00060	1	8260B	1/20/18 6:13	ANG	P8A0275
Carbon Tetrachloride	BRL	mg/kg dry	0.0049	0.00024	1	8260B	1/20/18 6:13	ANG	P8A0275
Chlorobenzene	BRL	mg/kg dry	0.0049	0.00026	1	8260B	1/20/18 6:13	ANG	P8A0275
Chloroethane	BRL	mg/kg dry	0.0098	0.00041	1	8260B	1/20/18 6:13	ANG	P8A0275
Chloroform	BRL	mg/kg dry	0.0049	0.00035	1	8260B	1/20/18 6:13	ANG	P8A0275
Chloromethane	BRL	mg/kg dry	0.0049	0.00033	1	8260B	1/20/18 6:13	ANG	P8A0275
cis-1,2-Dichloroethylene	BRL	mg/kg dry	0.0049	0.00021	1	8260B	1/20/18 6:13	ANG	P8A0275
cis-1,3-Dichloropropylene	BRL	mg/kg dry	0.0049	0.00016	1	8260B	1/20/18 6:13	ANG	P8A0275
Dibromochloromethane	BRL	mg/kg dry	0.0049	0.00020	1	8260B	1/20/18 6:13	ANG	P8A0275
Dichlorodifluoromethane	BRL	mg/kg dry	0.0049	0.00022	1	8260B	1/20/18 6:13	ANG	P8A0275

This report should not be reproduced, except in its entirety, without the written consent of Prism Laboratories, Inc.

Geosyntec Consultants of NC, PC - Raleigh Project: NCDOT West End, NC
 Attn: Matthew Jenny
 2501 Blue Ridge Road, Ste 430
 Raleigh, NC 27607

Client Sample ID: SB-CE-8-9.5-10
 Prism Sample ID: 8010201-19
 Prism Work Order: 8010201
 Time Collected: 01/09/18 12:15
 Time Submitted: 01/12/18 16:40

Sample Matrix: Solid

Parameter	Result	Units	Report Limit	MDL	Dilution Factor	Method	Analysis Date/Time	Analyst	Batch ID
Ethylbenzene	BRL	mg/kg dry	0.0049	0.00019	1	8260B	1/20/18 6:13	ANG	P8A0275
Isopropyl Ether	BRL	mg/kg dry	0.0049	0.00020	1	8260B	1/20/18 6:13	ANG	P8A0275
Isopropylbenzene (Cumene)	BRL	mg/kg dry	0.0049	0.00029	1	8260B	1/20/18 6:13	ANG	P8A0275
m,p-Xylenes	BRL	mg/kg dry	0.0098	0.00045	1	8260B	1/20/18 6:13	ANG	P8A0275
Methyl Butyl Ketone (2-Hexanone)	BRL	mg/kg dry	0.049	0.00044	1	8260B	1/20/18 6:13	ANG	P8A0275
Methyl Ethyl Ketone (2-Butanone)	BRL	mg/kg dry	0.098	0.00044	1	8260B	1/20/18 6:13	ANG	P8A0275
Methyl Isobutyl Ketone	BRL	mg/kg dry	0.049	0.00042	1	8260B	1/20/18 6:13	ANG	P8A0275
Methylene Chloride	BRL	mg/kg dry	0.0098	0.00027	1	8260B	1/20/18 6:13	ANG	P8A0275
Methyl-tert-Butyl Ether	BRL	mg/kg dry	0.0098	0.00016	1	8260B	1/20/18 6:13	ANG	P8A0275
Naphthalene	BRL	mg/kg dry	0.0098	0.00015	1	8260B	1/20/18 6:13	ANG	P8A0275
n-Butylbenzene	BRL	mg/kg dry	0.0049	0.00025	1	8260B	1/20/18 6:13	ANG	P8A0275
n-Propylbenzene	BRL	mg/kg dry	0.0049	0.00029	1	8260B	1/20/18 6:13	ANG	P8A0275
o-Xylene	BRL	mg/kg dry	0.0049	0.00020	1	8260B	1/20/18 6:13	ANG	P8A0275
sec-Butylbenzene	BRL	mg/kg dry	0.0049	0.00024	1	8260B	1/20/18 6:13	ANG	P8A0275
Styrene	BRL	mg/kg dry	0.0049	0.00029	1	8260B	1/20/18 6:13	ANG	P8A0275
tert-Butylbenzene	BRL	mg/kg dry	0.0049	0.00016	1	8260B	1/20/18 6:13	ANG	P8A0275
Tetrachloroethylene	BRL	mg/kg dry	0.0049	0.00023	1	8260B	1/20/18 6:13	ANG	P8A0275
Toluene	BRL	mg/kg dry	0.0049	0.00028	1	8260B	1/20/18 6:13	ANG	P8A0275
trans-1,2-Dichloroethylene	BRL	mg/kg dry	0.0049	0.00029	1	8260B	1/20/18 6:13	ANG	P8A0275
trans-1,3-Dichloropropylene	BRL	mg/kg dry	0.0049	0.00026	1	8260B	1/20/18 6:13	ANG	P8A0275
Trichloroethylene	BRL	mg/kg dry	0.0049	0.00032	1	8260B	1/20/18 6:13	ANG	P8A0275
Trichlorofluoromethane	BRL	mg/kg dry	0.0049	0.00032	1	8260B	1/20/18 6:13	ANG	P8A0275
Vinyl acetate	BRL	mg/kg dry	0.024	0.00067	1	8260B	1/20/18 6:13	ANG	P8A0275
Vinyl chloride	BRL	mg/kg dry	0.0049	0.00024	1	8260B	1/20/18 6:13	ANG	P8A0275
Xylenes, total	BRL	mg/kg dry	0.015	0.00091	1	8260B	1/20/18 6:13	ANG	P8A0275
						Surrogate	Recovery	Control Limits	
						4-Bromofluorobenzene	100 %	70-130	
						Dibromofluoromethane	108 %	84-123	
						Toluene-d8	97 %	76-129	

Geosyntec Consultants of NC, PC - Raleigh Project: NCDOT West End, NC
 Attn: Matthew Jenny
 2501 Blue Ridge Road, Ste 430
 Raleigh, NC 27607

Client Sample ID: SB-CE-9-5-5.5
 Prism Sample ID: 8010201-20
 Prism Work Order: 8010201
 Time Collected: 01/09/18 13:50
 Time Submitted: 01/12/18 16:40

Sample Matrix: Solid

Parameter	Result	Units	Report Limit	MDL	Dilution Factor	Method	Analysis Date/Time	Analyst	Batch ID
General Chemistry Parameters									
% Solids	83.6	% by Weight	0.100	0.100	1	*SM2540 G	1/18/18 12:00	BJC	P8A0263
Volatile Organic Compounds by GC/MS									
1,1,1,2-Tetrachloroethane	BRL	mg/kg dry	0.0054	0.00044	1	8260B	1/20/18 6:41	ANG	P8A0275
1,1,1-Trichloroethane	BRL	mg/kg dry	0.0054	0.00026	1	8260B	1/20/18 6:41	ANG	P8A0275
1,1,2,2-Tetrachloroethane	BRL	mg/kg dry	0.0054	0.00036	1	8260B	1/20/18 6:41	ANG	P8A0275
1,1,2-Trichloroethane	BRL	mg/kg dry	0.0054	0.00048	1	8260B	1/20/18 6:41	ANG	P8A0275
1,1-Dichloroethane	BRL	mg/kg dry	0.0054	0.00015	1	8260B	1/20/18 6:41	ANG	P8A0275
1,1-Dichloroethylene	BRL	mg/kg dry	0.0054	0.00024	1	8260B	1/20/18 6:41	ANG	P8A0275
1,1-Dichloropropylene	BRL	mg/kg dry	0.0054	0.00030	1	8260B	1/20/18 6:41	ANG	P8A0275
1,2,3-Trichlorobenzene	BRL	mg/kg dry	0.0054	0.00031	1	8260B	1/20/18 6:41	ANG	P8A0275
1,2,3-Trichloropropane	BRL	mg/kg dry	0.0054	0.00069	1	8260B	1/20/18 6:41	ANG	P8A0275
1,2,4-Trichlorobenzene	BRL	mg/kg dry	0.0054	0.00040	1	8260B	1/20/18 6:41	ANG	P8A0275
1,2,4-Trimethylbenzene	BRL	mg/kg dry	0.0054	0.00041	1	8260B	1/20/18 6:41	ANG	P8A0275
1,2-Dibromoethane	BRL	mg/kg dry	0.0054	0.00022	1	8260B	1/20/18 6:41	ANG	P8A0275
1,2-Dichlorobenzene	BRL	mg/kg dry	0.0054	0.00025	1	8260B	1/20/18 6:41	ANG	P8A0275
1,2-Dichloroethane	BRL	mg/kg dry	0.0054	0.00032	1	8260B	1/20/18 6:41	ANG	P8A0275
1,2-Dichloropropane	BRL	mg/kg dry	0.0054	0.00033	1	8260B	1/20/18 6:41	ANG	P8A0275
1,3,5-Trimethylbenzene	BRL	mg/kg dry	0.0054	0.00041	1	8260B	1/20/18 6:41	ANG	P8A0275
1,3-Dichlorobenzene	BRL	mg/kg dry	0.0054	0.00036	1	8260B	1/20/18 6:41	ANG	P8A0275
1,3-Dichloropropane	BRL	mg/kg dry	0.0054	0.00027	1	8260B	1/20/18 6:41	ANG	P8A0275
1,4-Dichlorobenzene	BRL	mg/kg dry	0.0054	0.00021	1	8260B	1/20/18 6:41	ANG	P8A0275
2,2-Dichloropropane	BRL	mg/kg dry	0.0054	0.00026	1	8260B	1/20/18 6:41	ANG	P8A0275
2-Chlorotoluene	BRL	mg/kg dry	0.0054	0.00028	1	8260B	1/20/18 6:41	ANG	P8A0275
4-Chlorotoluene	BRL	mg/kg dry	0.0054	0.00032	1	8260B	1/20/18 6:41	ANG	P8A0275
4-Isopropyltoluene	BRL	mg/kg dry	0.0054	0.00026	1	8260B	1/20/18 6:41	ANG	P8A0275
Acetone	0.090	mg/kg dry	0.054	0.0013	1	8260B	1/20/18 6:41	ANG	P8A0275
Benzene	0.051	mg/kg dry	0.0032	0.00031	1	8260B	1/20/18 6:41	ANG	P8A0275
Bromobenzene	BRL	mg/kg dry	0.0054	0.00045	1	8260B	1/20/18 6:41	ANG	P8A0275
Bromochloromethane	BRL	mg/kg dry	0.0054	0.00030	1	8260B	1/20/18 6:41	ANG	P8A0275
Bromodichloromethane	BRL	mg/kg dry	0.0054	0.00030	1	8260B	1/20/18 6:41	ANG	P8A0275
Bromoform	BRL	mg/kg dry	0.0054	0.00061	1	8260B	1/20/18 6:41	ANG	P8A0275
Bromomethane	BRL	mg/kg dry	0.011	0.00066	1	8260B	1/20/18 6:41	ANG	P8A0275
Carbon Tetrachloride	BRL	mg/kg dry	0.0054	0.00027	1	8260B	1/20/18 6:41	ANG	P8A0275
Chlorobenzene	BRL	mg/kg dry	0.0054	0.00029	1	8260B	1/20/18 6:41	ANG	P8A0275
Chloroethane	BRL	mg/kg dry	0.011	0.00045	1	8260B	1/20/18 6:41	ANG	P8A0275
Chloroform	BRL	mg/kg dry	0.0054	0.00039	1	8260B	1/20/18 6:41	ANG	P8A0275
Chloromethane	BRL	mg/kg dry	0.0054	0.00036	1	8260B	1/20/18 6:41	ANG	P8A0275
cis-1,2-Dichloroethylene	0.0092	mg/kg dry	0.0054	0.00023	1	8260B	1/20/18 6:41	ANG	P8A0275
cis-1,3-Dichloropropylene	BRL	mg/kg dry	0.0054	0.00018	1	8260B	1/20/18 6:41	ANG	P8A0275
Dibromochloromethane	BRL	mg/kg dry	0.0054	0.00022	1	8260B	1/20/18 6:41	ANG	P8A0275
Dichlorodifluoromethane	BRL	mg/kg dry	0.0054	0.00024	1	8260B	1/20/18 6:41	ANG	P8A0275

This report should not be reproduced, except in its entirety, without the written consent of Prism Laboratories, Inc.

Geosyntec Consultants of NC, PC - Raleigh Project: NCDOT West End, NC
 Attn: Matthew Jenny
 2501 Blue Ridge Road, Ste 430
 Raleigh, NC 27607

Client Sample ID: SB-CE-9-5-5.5
 Prism Sample ID: 8010201-20
 Prism Work Order: 8010201
 Time Collected: 01/09/18 13:50
 Time Submitted: 01/12/18 16:40

Sample Matrix: Solid

Parameter	Result	Units	Report Limit	MDL	Dilution Factor	Method	Analysis Date/Time	Analyst	Batch ID
Ethylbenzene	0.0032 J	mg/kg dry	0.0054	0.00021	1	8260B	1/20/18 6:41	ANG	P8A0275
Isopropyl Ether	BRL	mg/kg dry	0.0054	0.00022	1	8260B	1/20/18 6:41	ANG	P8A0275
Isopropylbenzene (Cumene)	BRL	mg/kg dry	0.0054	0.00032	1	8260B	1/20/18 6:41	ANG	P8A0275
m,p-Xylenes	0.024	mg/kg dry	0.011	0.00050	1	8260B	1/20/18 6:41	ANG	P8A0275
Methyl Butyl Ketone (2-Hexanone)	BRL	mg/kg dry	0.054	0.00049	1	8260B	1/20/18 6:41	ANG	P8A0275
Methyl Ethyl Ketone (2-Butanone)	BRL	mg/kg dry	0.11	0.00049	1	8260B	1/20/18 6:41	ANG	P8A0275
Methyl Isobutyl Ketone	BRL	mg/kg dry	0.054	0.00046	1	8260B	1/20/18 6:41	ANG	P8A0275
Methylene Chloride	BRL	mg/kg dry	0.011	0.00030	1	8260B	1/20/18 6:41	ANG	P8A0275
Methyl-tert-Butyl Ether	BRL	mg/kg dry	0.011	0.00017	1	8260B	1/20/18 6:41	ANG	P8A0275
Naphthalene	0.0035 J	mg/kg dry	0.011	0.00017	1	8260B	1/20/18 6:41	ANG	P8A0275
n-Butylbenzene	BRL	mg/kg dry	0.0054	0.00027	1	8260B	1/20/18 6:41	ANG	P8A0275
n-Propylbenzene	BRL	mg/kg dry	0.0054	0.00032	1	8260B	1/20/18 6:41	ANG	P8A0275
o-Xylene	BRL	mg/kg dry	0.0054	0.00022	1	8260B	1/20/18 6:41	ANG	P8A0275
sec-Butylbenzene	BRL	mg/kg dry	0.0054	0.00026	1	8260B	1/20/18 6:41	ANG	P8A0275
Styrene	BRL	mg/kg dry	0.0054	0.00032	1	8260B	1/20/18 6:41	ANG	P8A0275
tert-Butylbenzene	BRL	mg/kg dry	0.0054	0.00018	1	8260B	1/20/18 6:41	ANG	P8A0275
Tetrachloroethylene	BRL	mg/kg dry	0.0054	0.00026	1	8260B	1/20/18 6:41	ANG	P8A0275
Toluene	0.021	mg/kg dry	0.0054	0.00031	1	8260B	1/20/18 6:41	ANG	P8A0275
trans-1,2-Dichloroethylene	BRL	mg/kg dry	0.0054	0.00032	1	8260B	1/20/18 6:41	ANG	P8A0275
trans-1,3-Dichloropropylene	BRL	mg/kg dry	0.0054	0.00028	1	8260B	1/20/18 6:41	ANG	P8A0275
Trichloroethylene	BRL	mg/kg dry	0.0054	0.00035	1	8260B	1/20/18 6:41	ANG	P8A0275
Trichlorofluoromethane	BRL	mg/kg dry	0.0054	0.00035	1	8260B	1/20/18 6:41	ANG	P8A0275
Vinyl acetate	BRL	mg/kg dry	0.027	0.00074	1	8260B	1/20/18 6:41	ANG	P8A0275
Vinyl chloride	BRL	mg/kg dry	0.0054	0.00026	1	8260B	1/20/18 6:41	ANG	P8A0275
Xylenes, total	0.024	mg/kg dry	0.016	0.0010	1	8260B	1/20/18 6:41	ANG	P8A0275

Surrogate	Recovery	Control Limits
4-Bromofluorobenzene	102 %	70-130
Dibromofluoromethane	105 %	84-123
Toluene-d8	102 %	76-129

Geosyntec Consultants of NC, PC - Raleigh Project: NCDOT West End, NC
 Attn: Matthew Jenny
 2501 Blue Ridge Road, Ste 430
 Raleigh, NC 27607

Client Sample ID: SB-CE-Dup1
 Prism Sample ID: 8010201-21
 Prism Work Order: 8010201
 Time Collected: 01/09/18 18:00
 Time Submitted: 01/12/18 16:40

Sample Matrix: Solid

Parameter	Result	Units	Report Limit	MDL	Dilution Factor	Method	Analysis Date/Time	Analyst	Batch ID
General Chemistry Parameters									
% Solids	87.3	% by Weight	0.100	0.100	1	*SM2540 G	1/18/18 12:00	BJC	P8A0263
Volatile Organic Compounds by GC/MS									
1,1,1,2-Tetrachloroethane	BRL	mg/kg dry	0.0051	0.00042	1	8260B	1/20/18 7:08	ANG	P8A0275
1,1,1-Trichloroethane	BRL	mg/kg dry	0.0051	0.00025	1	8260B	1/20/18 7:08	ANG	P8A0275
1,1,2,2-Tetrachloroethane	BRL	mg/kg dry	0.0051	0.00035	1	8260B	1/20/18 7:08	ANG	P8A0275
1,1,2-Trichloroethane	BRL	mg/kg dry	0.0051	0.00045	1	8260B	1/20/18 7:08	ANG	P8A0275
1,1-Dichloroethane	BRL	mg/kg dry	0.0051	0.00014	1	8260B	1/20/18 7:08	ANG	P8A0275
1,1-Dichloroethylene	BRL	mg/kg dry	0.0051	0.00023	1	8260B	1/20/18 7:08	ANG	P8A0275
1,1-Dichloropropylene	BRL	mg/kg dry	0.0051	0.00028	1	8260B	1/20/18 7:08	ANG	P8A0275
1,2,3-Trichlorobenzene	BRL	mg/kg dry	0.0051	0.00029	1	8260B	1/20/18 7:08	ANG	P8A0275
1,2,3-Trichloropropane	BRL	mg/kg dry	0.0051	0.00065	1	8260B	1/20/18 7:08	ANG	P8A0275
1,2,4-Trichlorobenzene	BRL	mg/kg dry	0.0051	0.00038	1	8260B	1/20/18 7:08	ANG	P8A0275
1,2,4-Trimethylbenzene	BRL	mg/kg dry	0.0051	0.00039	1	8260B	1/20/18 7:08	ANG	P8A0275
1,2-Dibromoethane	BRL	mg/kg dry	0.0051	0.00021	1	8260B	1/20/18 7:08	ANG	P8A0275
1,2-Dichlorobenzene	BRL	mg/kg dry	0.0051	0.00024	1	8260B	1/20/18 7:08	ANG	P8A0275
1,2-Dichloroethane	BRL	mg/kg dry	0.0051	0.00031	1	8260B	1/20/18 7:08	ANG	P8A0275
1,2-Dichloropropane	BRL	mg/kg dry	0.0051	0.00032	1	8260B	1/20/18 7:08	ANG	P8A0275
1,3,5-Trimethylbenzene	BRL	mg/kg dry	0.0051	0.00039	1	8260B	1/20/18 7:08	ANG	P8A0275
1,3-Dichlorobenzene	BRL	mg/kg dry	0.0051	0.00034	1	8260B	1/20/18 7:08	ANG	P8A0275
1,3-Dichloropropane	BRL	mg/kg dry	0.0051	0.00026	1	8260B	1/20/18 7:08	ANG	P8A0275
1,4-Dichlorobenzene	BRL	mg/kg dry	0.0051	0.00020	1	8260B	1/20/18 7:08	ANG	P8A0275
2,2-Dichloropropane	BRL	mg/kg dry	0.0051	0.00024	1	8260B	1/20/18 7:08	ANG	P8A0275
2-Chlorotoluene	BRL	mg/kg dry	0.0051	0.00026	1	8260B	1/20/18 7:08	ANG	P8A0275
4-Chlorotoluene	BRL	mg/kg dry	0.0051	0.00031	1	8260B	1/20/18 7:08	ANG	P8A0275
4-Isopropyltoluene	BRL	mg/kg dry	0.0051	0.00025	1	8260B	1/20/18 7:08	ANG	P8A0275
Acetone	0.12	mg/kg dry	0.051	0.0012	1	8260B	1/20/18 7:08	ANG	P8A0275
Benzene	0.012	mg/kg dry	0.0031	0.00030	1	8260B	1/20/18 7:08	ANG	P8A0275
Bromobenzene	BRL	mg/kg dry	0.0051	0.00043	1	8260B	1/20/18 7:08	ANG	P8A0275
Bromochloromethane	BRL	mg/kg dry	0.0051	0.00028	1	8260B	1/20/18 7:08	ANG	P8A0275
Bromodichloromethane	BRL	mg/kg dry	0.0051	0.00029	1	8260B	1/20/18 7:08	ANG	P8A0275
Bromoform	BRL	mg/kg dry	0.0051	0.00058	1	8260B	1/20/18 7:08	ANG	P8A0275
Bromomethane	BRL	mg/kg dry	0.010	0.00063	1	8260B	1/20/18 7:08	ANG	P8A0275
Carbon Tetrachloride	BRL	mg/kg dry	0.0051	0.00026	1	8260B	1/20/18 7:08	ANG	P8A0275
Chlorobenzene	BRL	mg/kg dry	0.0051	0.00027	1	8260B	1/20/18 7:08	ANG	P8A0275
Chloroethane	BRL	mg/kg dry	0.010	0.00043	1	8260B	1/20/18 7:08	ANG	P8A0275
Chloroform	BRL	mg/kg dry	0.0051	0.00037	1	8260B	1/20/18 7:08	ANG	P8A0275
Chloromethane	BRL	mg/kg dry	0.0051	0.00034	1	8260B	1/20/18 7:08	ANG	P8A0275
cis-1,2-Dichloroethylene	0.0049 J	mg/kg dry	0.0051	0.00022	1	8260B	1/20/18 7:08	ANG	P8A0275
cis-1,3-Dichloropropylene	BRL	mg/kg dry	0.0051	0.00017	1	8260B	1/20/18 7:08	ANG	P8A0275
Dibromochloromethane	BRL	mg/kg dry	0.0051	0.00021	1	8260B	1/20/18 7:08	ANG	P8A0275
Dichlorodifluoromethane	BRL	mg/kg dry	0.0051	0.00023	1	8260B	1/20/18 7:08	ANG	P8A0275

This report should not be reproduced, except in its entirety, without the written consent of Prism Laboratories, Inc.

Geosyntec Consultants of NC, PC - Raleigh Project: NCDOT West End, NC
 Attn: Matthew Jenny
 2501 Blue Ridge Road, Ste 430
 Raleigh, NC 27607

Sample Matrix: Solid

Client Sample ID: SB-CE-Dup1
 Prism Sample ID: 8010201-21
 Prism Work Order: 8010201
 Time Collected: 01/09/18 18:00
 Time Submitted: 01/12/18 16:40

Parameter	Result	Units	Report Limit	MDL	Dilution Factor	Method	Analysis Date/Time	Analyst	Batch ID
Ethylbenzene	0.0023 J	mg/kg dry	0.0051	0.00020	1	8260B	1/20/18 7:08	ANG	P8A0275
Isopropyl Ether	BRL	mg/kg dry	0.0051	0.00021	1	8260B	1/20/18 7:08	ANG	P8A0275
Isopropylbenzene (Cumene)	BRL	mg/kg dry	0.0051	0.00030	1	8260B	1/20/18 7:08	ANG	P8A0275
m,p-Xylenes	0.017	mg/kg dry	0.010	0.00047	1	8260B	1/20/18 7:08	ANG	P8A0275
Methyl Butyl Ketone (2-Hexanone)	BRL	mg/kg dry	0.051	0.00046	1	8260B	1/20/18 7:08	ANG	P8A0275
Methyl Ethyl Ketone (2-Butanone)	BRL	mg/kg dry	0.10	0.00046	1	8260B	1/20/18 7:08	ANG	P8A0275
Methyl Isobutyl Ketone	BRL	mg/kg dry	0.051	0.00044	1	8260B	1/20/18 7:08	ANG	P8A0275
Methylene Chloride	BRL	mg/kg dry	0.010	0.00029	1	8260B	1/20/18 7:08	ANG	P8A0275
Methyl-tert-Butyl Ether	BRL	mg/kg dry	0.010	0.00016	1	8260B	1/20/18 7:08	ANG	P8A0275
Naphthalene	BRL	mg/kg dry	0.010	0.00016	1	8260B	1/20/18 7:08	ANG	P8A0275
n-Butylbenzene	BRL	mg/kg dry	0.0051	0.00026	1	8260B	1/20/18 7:08	ANG	P8A0275
n-Propylbenzene	BRL	mg/kg dry	0.0051	0.00030	1	8260B	1/20/18 7:08	ANG	P8A0275
o-Xylene	BRL	mg/kg dry	0.0051	0.00021	1	8260B	1/20/18 7:08	ANG	P8A0275
sec-Butylbenzene	BRL	mg/kg dry	0.0051	0.00025	1	8260B	1/20/18 7:08	ANG	P8A0275
Styrene	BRL	mg/kg dry	0.0051	0.00031	1	8260B	1/20/18 7:08	ANG	P8A0275
tert-Butylbenzene	BRL	mg/kg dry	0.0051	0.00017	1	8260B	1/20/18 7:08	ANG	P8A0275
Tetrachloroethylene	BRL	mg/kg dry	0.0051	0.00024	1	8260B	1/20/18 7:08	ANG	P8A0275
Toluene	0.0078	mg/kg dry	0.0051	0.00029	1	8260B	1/20/18 7:08	ANG	P8A0275
trans-1,2-Dichloroethylene	BRL	mg/kg dry	0.0051	0.00031	1	8260B	1/20/18 7:08	ANG	P8A0275
trans-1,3-Dichloropropylene	BRL	mg/kg dry	0.0051	0.00027	1	8260B	1/20/18 7:08	ANG	P8A0275
Trichloroethylene	BRL	mg/kg dry	0.0051	0.00033	1	8260B	1/20/18 7:08	ANG	P8A0275
Trichlorofluoromethane	BRL	mg/kg dry	0.0051	0.00033	1	8260B	1/20/18 7:08	ANG	P8A0275
Vinyl acetate	BRL	mg/kg dry	0.026	0.00070	1	8260B	1/20/18 7:08	ANG	P8A0275
Vinyl chloride	BRL	mg/kg dry	0.0051	0.00025	1	8260B	1/20/18 7:08	ANG	P8A0275
Xylenes, total	0.017	mg/kg dry	0.015	0.00096	1	8260B	1/20/18 7:08	ANG	P8A0275

Surrogate	Recovery	Control Limits
4-Bromofluorobenzene	104 %	70-130
Dibromofluoromethane	108 %	84-123
Toluene-d8	102 %	76-129

Geosyntec Consultants of NC, PC - Raleigh Project: NCDOT West End, NC
 Attn: Matthew Jenny
 2501 Blue Ridge Road, Ste 430
 Raleigh, NC 27607

Sample Matrix: Solid

Client Sample ID: SB-CE-10-7-7.5
 Prism Sample ID: 8010201-22
 Prism Work Order: 8010201
 Time Collected: 01/09/18 14:15
 Time Submitted: 01/12/18 16:40

Parameter	Result	Units	Report Limit	MDL	Dilution Factor	Method	Analysis Date/Time	Analyst	Batch ID
General Chemistry Parameters									
% Solids	95.7	% by Weight	0.100	0.100	1	*SM2540 G	1/18/18 12:00	BJC	P8A0263
Volatile Organic Compounds by GC/MS									
1,1,1,2-Tetrachloroethane	BRL	mg/kg dry	0.0051	0.00042	1	8260B	1/20/18 7:36	ANG	P8A0275
1,1,1-Trichloroethane	BRL	mg/kg dry	0.0051	0.00025	1	8260B	1/20/18 7:36	ANG	P8A0275
1,1,2,2-Tetrachloroethane	BRL	mg/kg dry	0.0051	0.00034	1	8260B	1/20/18 7:36	ANG	P8A0275
1,1,2-Trichloroethane	BRL	mg/kg dry	0.0051	0.00045	1	8260B	1/20/18 7:36	ANG	P8A0275
1,1-Dichloroethane	BRL	mg/kg dry	0.0051	0.00014	1	8260B	1/20/18 7:36	ANG	P8A0275
1,1-Dichloroethylene	BRL	mg/kg dry	0.0051	0.00022	1	8260B	1/20/18 7:36	ANG	P8A0275
1,1-Dichloropropylene	BRL	mg/kg dry	0.0051	0.00028	1	8260B	1/20/18 7:36	ANG	P8A0275
1,2,3-Trichlorobenzene	BRL	mg/kg dry	0.0051	0.00029	1	8260B	1/20/18 7:36	ANG	P8A0275
1,2,3-Trichloropropane	BRL	mg/kg dry	0.0051	0.00065	1	8260B	1/20/18 7:36	ANG	P8A0275
1,2,4-Trichlorobenzene	BRL	mg/kg dry	0.0051	0.00038	1	8260B	1/20/18 7:36	ANG	P8A0275
1,2,4-Trimethylbenzene	BRL	mg/kg dry	0.0051	0.00039	1	8260B	1/20/18 7:36	ANG	P8A0275
1,2-Dibromoethane	BRL	mg/kg dry	0.0051	0.00020	1	8260B	1/20/18 7:36	ANG	P8A0275
1,2-Dichlorobenzene	BRL	mg/kg dry	0.0051	0.00024	1	8260B	1/20/18 7:36	ANG	P8A0275
1,2-Dichloroethane	BRL	mg/kg dry	0.0051	0.00030	1	8260B	1/20/18 7:36	ANG	P8A0275
1,2-Dichloropropane	BRL	mg/kg dry	0.0051	0.00031	1	8260B	1/20/18 7:36	ANG	P8A0275
1,3,5-Trimethylbenzene	BRL	mg/kg dry	0.0051	0.00038	1	8260B	1/20/18 7:36	ANG	P8A0275
1,3-Dichlorobenzene	BRL	mg/kg dry	0.0051	0.00034	1	8260B	1/20/18 7:36	ANG	P8A0275
1,3-Dichloropropane	BRL	mg/kg dry	0.0051	0.00025	1	8260B	1/20/18 7:36	ANG	P8A0275
1,4-Dichlorobenzene	BRL	mg/kg dry	0.0051	0.00020	1	8260B	1/20/18 7:36	ANG	P8A0275
2,2-Dichloropropane	BRL	mg/kg dry	0.0051	0.00024	1	8260B	1/20/18 7:36	ANG	P8A0275
2-Chlorotoluene	BRL	mg/kg dry	0.0051	0.00026	1	8260B	1/20/18 7:36	ANG	P8A0275
4-Chlorotoluene	BRL	mg/kg dry	0.0051	0.00030	1	8260B	1/20/18 7:36	ANG	P8A0275
4-Isopropyltoluene	BRL	mg/kg dry	0.0051	0.00024	1	8260B	1/20/18 7:36	ANG	P8A0275
Acetone	BRL	mg/kg dry	0.051	0.0012	1	8260B	1/20/18 7:36	ANG	P8A0275
Benzene	BRL	mg/kg dry	0.0030	0.00029	1	8260B	1/20/18 7:36	ANG	P8A0275
Bromobenzene	BRL	mg/kg dry	0.0051	0.00042	1	8260B	1/20/18 7:36	ANG	P8A0275
Bromochloromethane	BRL	mg/kg dry	0.0051	0.00028	1	8260B	1/20/18 7:36	ANG	P8A0275
Bromodichloromethane	BRL	mg/kg dry	0.0051	0.00028	1	8260B	1/20/18 7:36	ANG	P8A0275
Bromoform	BRL	mg/kg dry	0.0051	0.00058	1	8260B	1/20/18 7:36	ANG	P8A0275
Bromomethane	BRL	mg/kg dry	0.010	0.00062	1	8260B	1/20/18 7:36	ANG	P8A0275
Carbon Tetrachloride	BRL	mg/kg dry	0.0051	0.00025	1	8260B	1/20/18 7:36	ANG	P8A0275
Chlorobenzene	BRL	mg/kg dry	0.0051	0.00027	1	8260B	1/20/18 7:36	ANG	P8A0275
Chloroethane	BRL	mg/kg dry	0.010	0.00042	1	8260B	1/20/18 7:36	ANG	P8A0275
Chloroform	BRL	mg/kg dry	0.0051	0.00037	1	8260B	1/20/18 7:36	ANG	P8A0275
Chloromethane	BRL	mg/kg dry	0.0051	0.00034	1	8260B	1/20/18 7:36	ANG	P8A0275
cis-1,2-Dichloroethylene	BRL	mg/kg dry	0.0051	0.00022	1	8260B	1/20/18 7:36	ANG	P8A0275
cis-1,3-Dichloropropylene	BRL	mg/kg dry	0.0051	0.00017	1	8260B	1/20/18 7:36	ANG	P8A0275
Dibromochloromethane	BRL	mg/kg dry	0.0051	0.00021	1	8260B	1/20/18 7:36	ANG	P8A0275
Dichlorodifluoromethane	BRL	mg/kg dry	0.0051	0.00023	1	8260B	1/20/18 7:36	ANG	P8A0275

This report should not be reproduced, except in its entirety, without the written consent of Prism Laboratories, Inc.

Geosyntec Consultants of NC, PC - Raleigh Project: NCDOT West End, NC
 Attn: Matthew Jenny
 2501 Blue Ridge Road, Ste 430
 Raleigh, NC 27607

Sample Matrix: Solid

Client Sample ID: SB-CE-10-7-7.5
 Prism Sample ID: 8010201-22
 Prism Work Order: 8010201
 Time Collected: 01/09/18 14:15
 Time Submitted: 01/12/18 16:40

Parameter	Result	Units	Report Limit	MDL	Dilution Factor	Method	Analysis Date/Time	Analyst	Batch ID
Ethylbenzene	BRL	mg/kg dry	0.0051	0.00019	1	8260B	1/20/18 7:36	ANG	P8A0275
Isopropyl Ether	BRL	mg/kg dry	0.0051	0.00021	1	8260B	1/20/18 7:36	ANG	P8A0275
Isopropylbenzene (Cumene)	BRL	mg/kg dry	0.0051	0.00030	1	8260B	1/20/18 7:36	ANG	P8A0275
m,p-Xylenes	BRL	mg/kg dry	0.010	0.00047	1	8260B	1/20/18 7:36	ANG	P8A0275
Methyl Butyl Ketone (2-Hexanone)	BRL	mg/kg dry	0.051	0.00046	1	8260B	1/20/18 7:36	ANG	P8A0275
Methyl Ethyl Ketone (2-Butanone)	BRL	mg/kg dry	0.10	0.00046	1	8260B	1/20/18 7:36	ANG	P8A0275
Methyl Isobutyl Ketone	BRL	mg/kg dry	0.051	0.00043	1	8260B	1/20/18 7:36	ANG	P8A0275
Methylene Chloride	BRL	mg/kg dry	0.010	0.00028	1	8260B	1/20/18 7:36	ANG	P8A0275
Methyl-tert-Butyl Ether	BRL	mg/kg dry	0.010	0.00016	1	8260B	1/20/18 7:36	ANG	P8A0275
Naphthalene	BRL	mg/kg dry	0.010	0.00016	1	8260B	1/20/18 7:36	ANG	P8A0275
n-Butylbenzene	BRL	mg/kg dry	0.0051	0.00026	1	8260B	1/20/18 7:36	ANG	P8A0275
n-Propylbenzene	BRL	mg/kg dry	0.0051	0.00030	1	8260B	1/20/18 7:36	ANG	P8A0275
o-Xylene	BRL	mg/kg dry	0.0051	0.00021	1	8260B	1/20/18 7:36	ANG	P8A0275
sec-Butylbenzene	BRL	mg/kg dry	0.0051	0.00025	1	8260B	1/20/18 7:36	ANG	P8A0275
Styrene	BRL	mg/kg dry	0.0051	0.00030	1	8260B	1/20/18 7:36	ANG	P8A0275
tert-Butylbenzene	BRL	mg/kg dry	0.0051	0.00017	1	8260B	1/20/18 7:36	ANG	P8A0275
Tetrachloroethylene	BRL	mg/kg dry	0.0051	0.00024	1	8260B	1/20/18 7:36	ANG	P8A0275
Toluene	BRL	mg/kg dry	0.0051	0.00029	1	8260B	1/20/18 7:36	ANG	P8A0275
trans-1,2-Dichloroethylene	BRL	mg/kg dry	0.0051	0.00030	1	8260B	1/20/18 7:36	ANG	P8A0275
trans-1,3-Dichloropropylene	BRL	mg/kg dry	0.0051	0.00027	1	8260B	1/20/18 7:36	ANG	P8A0275
Trichloroethylene	BRL	mg/kg dry	0.0051	0.00033	1	8260B	1/20/18 7:36	ANG	P8A0275
Trichlorofluoromethane	BRL	mg/kg dry	0.0051	0.00033	1	8260B	1/20/18 7:36	ANG	P8A0275
Vinyl acetate	BRL	mg/kg dry	0.025	0.00069	1	8260B	1/20/18 7:36	ANG	P8A0275
Vinyl chloride	BRL	mg/kg dry	0.0051	0.00025	1	8260B	1/20/18 7:36	ANG	P8A0275
Xylenes, total	BRL	mg/kg dry	0.015	0.00095	1	8260B	1/20/18 7:36	ANG	P8A0275
				Surrogate				Recovery	Control Limits
				4-Bromofluorobenzene				100 %	70-130
				Dibromofluoromethane				106 %	84-123
				Toluene-d8				99 %	76-129

Geosyntec Consultants of NC, PC - Raleigh Project: NCDOT West End, NC
 Attn: Matthew Jenny
 2501 Blue Ridge Road, Ste 430
 Raleigh, NC 27607

Sample Matrix: Solid

Client Sample ID: SB-CE-13-5-5.5
 Prism Sample ID: 8010201-23
 Prism Work Order: 8010201
 Time Collected: 01/09/18 14:50
 Time Submitted: 01/12/18 16:40

Parameter	Result	Units	Report Limit	MDL	Dilution Factor	Method	Analysis Date/Time	Analyst	Batch ID
General Chemistry Parameters									
% Solids	81.3	% by Weight	0.100	0.100	1	*SM2540 G	1/18/18 12:00	BJC	P8A0263
Volatile Organic Compounds by GC/MS									
1,1,1,2-Tetrachloroethane	BRL	mg/kg dry	0.0054	0.00044	1	8260B	1/20/18 8:04	ANG	P8A0275
1,1,1-Trichloroethane	BRL	mg/kg dry	0.0054	0.00026	1	8260B	1/20/18 8:04	ANG	P8A0275
1,1,2,2-Tetrachloroethane	BRL	mg/kg dry	0.0054	0.00037	1	8260B	1/20/18 8:04	ANG	P8A0275
1,1,2-Trichloroethane	BRL	mg/kg dry	0.0054	0.00048	1	8260B	1/20/18 8:04	ANG	P8A0275
1,1-Dichloroethane	BRL	mg/kg dry	0.0054	0.00015	1	8260B	1/20/18 8:04	ANG	P8A0275
1,1-Dichloroethylene	BRL	mg/kg dry	0.0054	0.00024	1	8260B	1/20/18 8:04	ANG	P8A0275
1,1-Dichloropropylene	BRL	mg/kg dry	0.0054	0.00030	1	8260B	1/20/18 8:04	ANG	P8A0275
1,2,3-Trichlorobenzene	BRL	mg/kg dry	0.0054	0.00031	1	8260B	1/20/18 8:04	ANG	P8A0275
1,2,3-Trichloropropane	BRL	mg/kg dry	0.0054	0.00069	1	8260B	1/20/18 8:04	ANG	P8A0275
1,2,4-Trichlorobenzene	BRL	mg/kg dry	0.0054	0.00040	1	8260B	1/20/18 8:04	ANG	P8A0275
1,2,4-Trimethylbenzene	BRL	mg/kg dry	0.0054	0.00041	1	8260B	1/20/18 8:04	ANG	P8A0275
1,2-Dibromoethane	BRL	mg/kg dry	0.0054	0.00022	1	8260B	1/20/18 8:04	ANG	P8A0275
1,2-Dichlorobenzene	BRL	mg/kg dry	0.0054	0.00025	1	8260B	1/20/18 8:04	ANG	P8A0275
1,2-Dichloroethane	BRL	mg/kg dry	0.0054	0.00032	1	8260B	1/20/18 8:04	ANG	P8A0275
1,2-Dichloropropane	BRL	mg/kg dry	0.0054	0.00034	1	8260B	1/20/18 8:04	ANG	P8A0275
1,3,5-Trimethylbenzene	BRL	mg/kg dry	0.0054	0.00041	1	8260B	1/20/18 8:04	ANG	P8A0275
1,3-Dichlorobenzene	BRL	mg/kg dry	0.0054	0.00036	1	8260B	1/20/18 8:04	ANG	P8A0275
1,3-Dichloropropane	BRL	mg/kg dry	0.0054	0.00027	1	8260B	1/20/18 8:04	ANG	P8A0275
1,4-Dichlorobenzene	BRL	mg/kg dry	0.0054	0.00021	1	8260B	1/20/18 8:04	ANG	P8A0275
2,2-Dichloropropane	BRL	mg/kg dry	0.0054	0.00026	1	8260B	1/20/18 8:04	ANG	P8A0275
2-Chlorotoluene	BRL	mg/kg dry	0.0054	0.00028	1	8260B	1/20/18 8:04	ANG	P8A0275
4-Chlorotoluene	BRL	mg/kg dry	0.0054	0.00032	1	8260B	1/20/18 8:04	ANG	P8A0275
4-Isopropyltoluene	BRL	mg/kg dry	0.0054	0.00026	1	8260B	1/20/18 8:04	ANG	P8A0275
Acetone	0.039 J	mg/kg dry	0.054	0.0013	1	8260B	1/20/18 8:04	ANG	P8A0275
Benzene	BRL	mg/kg dry	0.0032	0.00031	1	8260B	1/20/18 8:04	ANG	P8A0275
Bromobenzene	BRL	mg/kg dry	0.0054	0.00045	1	8260B	1/20/18 8:04	ANG	P8A0275
Bromochloromethane	BRL	mg/kg dry	0.0054	0.00030	1	8260B	1/20/18 8:04	ANG	P8A0275
Bromodichloromethane	BRL	mg/kg dry	0.0054	0.00030	1	8260B	1/20/18 8:04	ANG	P8A0275
Bromoform	BRL	mg/kg dry	0.0054	0.00061	1	8260B	1/20/18 8:04	ANG	P8A0275
Bromomethane	BRL	mg/kg dry	0.011	0.00067	1	8260B	1/20/18 8:04	ANG	P8A0275
Carbon Tetrachloride	BRL	mg/kg dry	0.0054	0.00027	1	8260B	1/20/18 8:04	ANG	P8A0275
Chlorobenzene	BRL	mg/kg dry	0.0054	0.00029	1	8260B	1/20/18 8:04	ANG	P8A0275
Chloroethane	BRL	mg/kg dry	0.011	0.00045	1	8260B	1/20/18 8:04	ANG	P8A0275
Chloroform	BRL	mg/kg dry	0.0054	0.00039	1	8260B	1/20/18 8:04	ANG	P8A0275
Chloromethane	BRL	mg/kg dry	0.0054	0.00036	1	8260B	1/20/18 8:04	ANG	P8A0275
cis-1,2-Dichloroethylene	BRL	mg/kg dry	0.0054	0.00023	1	8260B	1/20/18 8:04	ANG	P8A0275
cis-1,3-Dichloropropylene	BRL	mg/kg dry	0.0054	0.00018	1	8260B	1/20/18 8:04	ANG	P8A0275
Dibromochloromethane	BRL	mg/kg dry	0.0054	0.00022	1	8260B	1/20/18 8:04	ANG	P8A0275
Dichlorodifluoromethane	BRL	mg/kg dry	0.0054	0.00025	1	8260B	1/20/18 8:04	ANG	P8A0275

This report should not be reproduced, except in its entirety, without the written consent of Prism Laboratories, Inc.

Geosyntec Consultants of NC, PC - Raleigh Project: NCDOT West End, NC
 Attn: Matthew Jenny
 2501 Blue Ridge Road, Ste 430
 Raleigh, NC 27607

Client Sample ID: SB-CE-13-5-5.5
 Prism Sample ID: 8010201-23
 Prism Work Order: 8010201
 Time Collected: 01/09/18 14:50
 Time Submitted: 01/12/18 16:40

Sample Matrix: Solid

Parameter	Result	Units	Report Limit	MDL	Dilution Factor	Method	Analysis Date/Time	Analyst	Batch ID
Ethylbenzene	BRL	mg/kg dry	0.0054	0.00021	1	8260B	1/20/18 8:04	ANG	P8A0275
Isopropyl Ether	BRL	mg/kg dry	0.0054	0.00022	1	8260B	1/20/18 8:04	ANG	P8A0275
Isopropylbenzene (Cumene)	BRL	mg/kg dry	0.0054	0.00032	1	8260B	1/20/18 8:04	ANG	P8A0275
m,p-Xylenes	BRL	mg/kg dry	0.011	0.00050	1	8260B	1/20/18 8:04	ANG	P8A0275
Methyl Butyl Ketone (2-Hexanone)	BRL	mg/kg dry	0.054	0.00049	1	8260B	1/20/18 8:04	ANG	P8A0275
Methyl Ethyl Ketone (2-Butanone)	BRL	mg/kg dry	0.11	0.00049	1	8260B	1/20/18 8:04	ANG	P8A0275
Methyl Isobutyl Ketone	BRL	mg/kg dry	0.054	0.00046	1	8260B	1/20/18 8:04	ANG	P8A0275
Methylene Chloride	BRL	mg/kg dry	0.011	0.00030	1	8260B	1/20/18 8:04	ANG	P8A0275
Methyl-tert-Butyl Ether	BRL	mg/kg dry	0.011	0.00017	1	8260B	1/20/18 8:04	ANG	P8A0275
Naphthalene	BRL	mg/kg dry	0.011	0.00017	1	8260B	1/20/18 8:04	ANG	P8A0275
n-Butylbenzene	BRL	mg/kg dry	0.0054	0.00028	1	8260B	1/20/18 8:04	ANG	P8A0275
n-Propylbenzene	BRL	mg/kg dry	0.0054	0.00032	1	8260B	1/20/18 8:04	ANG	P8A0275
o-Xylene	BRL	mg/kg dry	0.0054	0.00022	1	8260B	1/20/18 8:04	ANG	P8A0275
sec-Butylbenzene	BRL	mg/kg dry	0.0054	0.00026	1	8260B	1/20/18 8:04	ANG	P8A0275
Styrene	BRL	mg/kg dry	0.0054	0.00033	1	8260B	1/20/18 8:04	ANG	P8A0275
tert-Butylbenzene	BRL	mg/kg dry	0.0054	0.00018	1	8260B	1/20/18 8:04	ANG	P8A0275
Tetrachloroethylene	BRL	mg/kg dry	0.0054	0.00026	1	8260B	1/20/18 8:04	ANG	P8A0275
Toluene	BRL	mg/kg dry	0.0054	0.00031	1	8260B	1/20/18 8:04	ANG	P8A0275
trans-1,2-Dichloroethylene	BRL	mg/kg dry	0.0054	0.00032	1	8260B	1/20/18 8:04	ANG	P8A0275
trans-1,3-Dichloropropylene	BRL	mg/kg dry	0.0054	0.00028	1	8260B	1/20/18 8:04	ANG	P8A0275
Trichloroethylene	BRL	mg/kg dry	0.0054	0.00035	1	8260B	1/20/18 8:04	ANG	P8A0275
Trichlorofluoromethane	BRL	mg/kg dry	0.0054	0.00035	1	8260B	1/20/18 8:04	ANG	P8A0275
Vinyl acetate	BRL	mg/kg dry	0.027	0.00074	1	8260B	1/20/18 8:04	ANG	P8A0275
Vinyl chloride	BRL	mg/kg dry	0.0054	0.00026	1	8260B	1/20/18 8:04	ANG	P8A0275
Xylenes, total	BRL	mg/kg dry	0.016	0.0010	1	8260B	1/20/18 8:04	ANG	P8A0275
						Surrogate	Recovery	Control Limits	
						4-Bromofluorobenzene	103 %	70-130	
						Dibromofluoromethane	108 %	84-123	
						Toluene-d8	97 %	76-129	

Geosyntec Consultants of NC, PC - Raleigh Project: NCDOT West End, NC
 Attn: Matthew Jenny
 2501 Blue Ridge Road, Ste 430
 Raleigh, NC 27607

Sample Matrix: Solid

Client Sample ID: SB-CE-11-5-5.5
 Prism Sample ID: 8010201-24
 Prism Work Order: 8010201
 Time Collected: 01/09/18 15:10
 Time Submitted: 01/12/18 16:40

Parameter	Result	Units	Report Limit	MDL	Dilution Factor	Method	Analysis Date/Time	Analyst	Batch ID
General Chemistry Parameters									
% Solids	96.2	% by Weight	0.100	0.100	1	*SM2540 G	1/18/18 12:00	BJC	P8A0263
Volatile Organic Compounds by GC/MS									
1,1,1,2-Tetrachloroethane	BRL	mg/kg dry	0.0050	0.00041	1	8260B	1/20/18 17:21	ANG	P8A0276
1,1,1-Trichloroethane	BRL	mg/kg dry	0.0050	0.00024	1	8260B	1/20/18 17:21	ANG	P8A0276
1,1,2,2-Tetrachloroethane	BRL	mg/kg dry	0.0050	0.00034	1	8260B	1/20/18 17:21	ANG	P8A0276
1,1,2-Trichloroethane	BRL	mg/kg dry	0.0050	0.00044	1	8260B	1/20/18 17:21	ANG	P8A0276
1,1-Dichloroethane	BRL	mg/kg dry	0.0050	0.00014	1	8260B	1/20/18 17:21	ANG	P8A0276
1,1-Dichloroethylene	BRL	mg/kg dry	0.0050	0.00022	1	8260B	1/20/18 17:21	ANG	P8A0276
1,1-Dichloropropylene	BRL	mg/kg dry	0.0050	0.00027	1	8260B	1/20/18 17:21	ANG	P8A0276
1,2,3-Trichlorobenzene	BRL	mg/kg dry	0.0050	0.00028	1	8260B	1/20/18 17:21	ANG	P8A0276
1,2,3-Trichloropropane	BRL	mg/kg dry	0.0050	0.00064	1	8260B	1/20/18 17:21	ANG	P8A0276
1,2,4-Trichlorobenzene	BRL	mg/kg dry	0.0050	0.00037	1	8260B	1/20/18 17:21	ANG	P8A0276
1,2,4-Trimethylbenzene	BRL	mg/kg dry	0.0050	0.00038	1	8260B	1/20/18 17:21	ANG	P8A0276
1,2-Dibromoethane	BRL	mg/kg dry	0.0050	0.00020	1	8260B	1/20/18 17:21	ANG	P8A0276
1,2-Dichlorobenzene	BRL	mg/kg dry	0.0050	0.00024	1	8260B	1/20/18 17:21	ANG	P8A0276
1,2-Dichloroethane	BRL	mg/kg dry	0.0050	0.00030	1	8260B	1/20/18 17:21	ANG	P8A0276
1,2-Dichloropropane	BRL	mg/kg dry	0.0050	0.00031	1	8260B	1/20/18 17:21	ANG	P8A0276
1,3,5-Trimethylbenzene	BRL	mg/kg dry	0.0050	0.00038	1	8260B	1/20/18 17:21	ANG	P8A0276
1,3-Dichlorobenzene	BRL	mg/kg dry	0.0050	0.00033	1	8260B	1/20/18 17:21	ANG	P8A0276
1,3-Dichloropropane	BRL	mg/kg dry	0.0050	0.00025	1	8260B	1/20/18 17:21	ANG	P8A0276
1,4-Dichlorobenzene	BRL	mg/kg dry	0.0050	0.00020	1	8260B	1/20/18 17:21	ANG	P8A0276
2,2-Dichloropropane	BRL	mg/kg dry	0.0050	0.00024	1	8260B	1/20/18 17:21	ANG	P8A0276
2-Chlorotoluene	BRL	mg/kg dry	0.0050	0.00026	1	8260B	1/20/18 17:21	ANG	P8A0276
4-Chlorotoluene	BRL	mg/kg dry	0.0050	0.00030	1	8260B	1/20/18 17:21	ANG	P8A0276
4-Isopropyltoluene	BRL	mg/kg dry	0.0050	0.00024	1	8260B	1/20/18 17:21	ANG	P8A0276
Acetone	0.056	mg/kg dry	0.050	0.0012	1	8260B	1/20/18 17:21	ANG	P8A0276
Benzene	BRL	mg/kg dry	0.0030	0.00029	1	8260B	1/20/18 17:21	ANG	P8A0276
Bromobenzene	BRL	mg/kg dry	0.0050	0.00042	1	8260B	1/20/18 17:21	ANG	P8A0276
Bromochloromethane	BRL	mg/kg dry	0.0050	0.00028	1	8260B	1/20/18 17:21	ANG	P8A0276
Bromodichloromethane	BRL	mg/kg dry	0.0050	0.00028	1	8260B	1/20/18 17:21	ANG	P8A0276
Bromoform	BRL	mg/kg dry	0.0050	0.00057	1	8260B	1/20/18 17:21	ANG	P8A0276
Bromomethane	BRL	mg/kg dry	0.010	0.00062	1	8260B	1/20/18 17:21	ANG	P8A0276
Carbon Tetrachloride	BRL	mg/kg dry	0.0050	0.00025	1	8260B	1/20/18 17:21	ANG	P8A0276
Chlorobenzene	BRL	mg/kg dry	0.0050	0.00027	1	8260B	1/20/18 17:21	ANG	P8A0276
Chloroethane	BRL	mg/kg dry	0.010	0.00042	1	8260B	1/20/18 17:21	ANG	P8A0276
Chloroform	BRL	mg/kg dry	0.0050	0.00036	1	8260B	1/20/18 17:21	ANG	P8A0276
Chloromethane	BRL	mg/kg dry	0.0050	0.00034	1	8260B	1/20/18 17:21	ANG	P8A0276
cis-1,2-Dichloroethylene	BRL	mg/kg dry	0.0050	0.00021	1	8260B	1/20/18 17:21	ANG	P8A0276
cis-1,3-Dichloropropylene	BRL	mg/kg dry	0.0050	0.00017	1	8260B	1/20/18 17:21	ANG	P8A0276
Dibromochloromethane	BRL	mg/kg dry	0.0050	0.00021	1	8260B	1/20/18 17:21	ANG	P8A0276
Dichlorodifluoromethane	BRL	mg/kg dry	0.0050	0.00023	1	8260B	1/20/18 17:21	ANG	P8A0276

This report should not be reproduced, except in its entirety, without the written consent of Prism Laboratories, Inc.

Geosyntec Consultants of NC, PC - Raleigh Project: NCDOT West End, NC
 Attn: Matthew Jenny
 2501 Blue Ridge Road, Ste 430
 Raleigh, NC 27607

Client Sample ID: SB-CE-11-5-5.5
 Prism Sample ID: 8010201-24
 Prism Work Order: 8010201
 Time Collected: 01/09/18 15:10
 Time Submitted: 01/12/18 16:40

Sample Matrix: Solid

Parameter	Result	Units	Report Limit	MDL	Dilution Factor	Method	Analysis Date/Time	Analyst	Batch ID
Ethylbenzene	BRL	mg/kg dry	0.0050	0.00019	1	8260B	1/20/18 17:21	ANG	P8A0276
Isopropyl Ether	BRL	mg/kg dry	0.0050	0.00020	1	8260B	1/20/18 17:21	ANG	P8A0276
Isopropylbenzene (Cumene)	BRL	mg/kg dry	0.0050	0.00030	1	8260B	1/20/18 17:21	ANG	P8A0276
m,p-Xylenes	BRL	mg/kg dry	0.010	0.00046	1	8260B	1/20/18 17:21	ANG	P8A0276
Methyl Butyl Ketone (2-Hexanone)	BRL	mg/kg dry	0.050	0.00045	1	8260B	1/20/18 17:21	ANG	P8A0276
Methyl Ethyl Ketone (2-Butanone)	BRL	mg/kg dry	0.10	0.00045	1	8260B	1/20/18 17:21	ANG	P8A0276
Methyl Isobutyl Ketone	BRL	mg/kg dry	0.050	0.00043	1	8260B	1/20/18 17:21	ANG	P8A0276
Methylene Chloride	BRL	mg/kg dry	0.010	0.00028	1	8260B	1/20/18 17:21	ANG	P8A0276
Methyl-tert-Butyl Ether	BRL	mg/kg dry	0.010	0.00016	1	8260B	1/20/18 17:21	ANG	P8A0276
Naphthalene	BRL	mg/kg dry	0.010	0.00016	1	8260B	1/20/18 17:21	ANG	P8A0276
n-Butylbenzene	BRL	mg/kg dry	0.0050	0.00026	1	8260B	1/20/18 17:21	ANG	P8A0276
n-Propylbenzene	BRL	mg/kg dry	0.0050	0.00030	1	8260B	1/20/18 17:21	ANG	P8A0276
o-Xylene	BRL	mg/kg dry	0.0050	0.00021	1	8260B	1/20/18 17:21	ANG	P8A0276
sec-Butylbenzene	BRL	mg/kg dry	0.0050	0.00024	1	8260B	1/20/18 17:21	ANG	P8A0276
Styrene	BRL	mg/kg dry	0.0050	0.00030	1	8260B	1/20/18 17:21	ANG	P8A0276
tert-Butylbenzene	BRL	mg/kg dry	0.0050	0.00017	1	8260B	1/20/18 17:21	ANG	P8A0276
Tetrachloroethylene	BRL	mg/kg dry	0.0050	0.00024	1	8260B	1/20/18 17:21	ANG	P8A0276
Toluene	BRL	mg/kg dry	0.0050	0.00029	1	8260B	1/20/18 17:21	ANG	P8A0276
trans-1,2-Dichloroethylene	BRL	mg/kg dry	0.0050	0.00030	1	8260B	1/20/18 17:21	ANG	P8A0276
trans-1,3-Dichloropropylene	BRL	mg/kg dry	0.0050	0.00026	1	8260B	1/20/18 17:21	ANG	P8A0276
Trichloroethylene	BRL	mg/kg dry	0.0050	0.00032	1	8260B	1/20/18 17:21	ANG	P8A0276
Trichlorofluoromethane	BRL	mg/kg dry	0.0050	0.00032	1	8260B	1/20/18 17:21	ANG	P8A0276
Vinyl acetate	BRL	mg/kg dry	0.025	0.00069	1	8260B	1/20/18 17:21	ANG	P8A0276
Vinyl chloride	BRL	mg/kg dry	0.0050	0.00024	1	8260B	1/20/18 17:21	ANG	P8A0276
Xylenes, total	BRL	mg/kg dry	0.015	0.00094	1	8260B	1/20/18 17:21	ANG	P8A0276
						Surrogate	Recovery	Control Limits	
						4-Bromofluorobenzene	101 %	70-130	
						Dibromofluoromethane	100 %	84-123	
						Toluene-d8	98 %	76-129	

Geosyntec Consultants of NC, PC - Raleigh Project: NCDOT West End, NC
Attn: Matthew Jenny
2501 Blue Ridge Road, Ste 430
Raleigh, NC 27607

Client Sample ID: SB-S-5-1.5-2
Prism Sample ID: 8010201-25
Prism Work Order: 8010201
Time Collected: 01/09/18 15:40
Time Submitted: 01/12/18 16:40

Sample Matrix: Solid

Parameter	Result	Units	Report Limit	MDL	Dilution Factor	Method	Analysis Date/Time	Analyst	Batch ID
General Chemistry Parameters									
% Solids	89.8	% by Weight	0.100	0.100	1	*SM2540 G	1/18/18 12:00	BJC	P8A0263
Volatile Organic Compounds by GC/MS									
1,1,1,2-Tetrachloroethane	BRL	mg/kg dry	0.0053	0.00044	1	8260B	1/20/18 17:49	ANG	P8A0276
1,1,1-Trichloroethane	BRL	mg/kg dry	0.0053	0.00026	1	8260B	1/20/18 17:49	ANG	P8A0276
1,1,2,2-Tetrachloroethane	BRL	mg/kg dry	0.0053	0.00036	1	8260B	1/20/18 17:49	ANG	P8A0276
1,1,2-Trichloroethane	BRL	mg/kg dry	0.0053	0.00047	1	8260B	1/20/18 17:49	ANG	P8A0276
1,1-Dichloroethane	BRL	mg/kg dry	0.0053	0.00015	1	8260B	1/20/18 17:49	ANG	P8A0276
1,1-Dichloroethylene	BRL	mg/kg dry	0.0053	0.00023	1	8260B	1/20/18 17:49	ANG	P8A0276
1,1-Dichloropropylene	BRL	mg/kg dry	0.0053	0.00029	1	8260B	1/20/18 17:49	ANG	P8A0276
1,2,3-Trichlorobenzene	BRL	mg/kg dry	0.0053	0.00030	1	8260B	1/20/18 17:49	ANG	P8A0276
1,2,3-Trichloropropane	BRL	mg/kg dry	0.0053	0.00068	1	8260B	1/20/18 17:49	ANG	P8A0276
1,2,4-Trichlorobenzene	BRL	mg/kg dry	0.0053	0.00039	1	8260B	1/20/18 17:49	ANG	P8A0276
1,2,4-Trimethylbenzene	BRL	mg/kg dry	0.0053	0.00041	1	8260B	1/20/18 17:49	ANG	P8A0276
1,2-Dibromoethane	BRL	mg/kg dry	0.0053	0.00021	1	8260B	1/20/18 17:49	ANG	P8A0276
1,2-Dichlorobenzene	BRL	mg/kg dry	0.0053	0.00025	1	8260B	1/20/18 17:49	ANG	P8A0276
1,2-Dichloroethane	BRL	mg/kg dry	0.0053	0.00032	1	8260B	1/20/18 17:49	ANG	P8A0276
1,2-Dichloropropane	BRL	mg/kg dry	0.0053	0.00033	1	8260B	1/20/18 17:49	ANG	P8A0276
1,3,5-Trimethylbenzene	BRL	mg/kg dry	0.0053	0.00040	1	8260B	1/20/18 17:49	ANG	P8A0276
1,3-Dichlorobenzene	BRL	mg/kg dry	0.0053	0.00035	1	8260B	1/20/18 17:49	ANG	P8A0276
1,3-Dichloropropane	BRL	mg/kg dry	0.0053	0.00027	1	8260B	1/20/18 17:49	ANG	P8A0276
1,4-Dichlorobenzene	BRL	mg/kg dry	0.0053	0.00021	1	8260B	1/20/18 17:49	ANG	P8A0276
2,2-Dichloropropane	BRL	mg/kg dry	0.0053	0.00025	1	8260B	1/20/18 17:49	ANG	P8A0276
2-Chlorotoluene	BRL	mg/kg dry	0.0053	0.00027	1	8260B	1/20/18 17:49	ANG	P8A0276
4-Chlorotoluene	BRL	mg/kg dry	0.0053	0.00032	1	8260B	1/20/18 17:49	ANG	P8A0276
4-Isopropyltoluene	BRL	mg/kg dry	0.0053	0.00026	1	8260B	1/20/18 17:49	ANG	P8A0276
Acetone	BRL	mg/kg dry	0.053	0.0013	1	8260B	1/20/18 17:49	ANG	P8A0276
Benzene	BRL	mg/kg dry	0.0032	0.00031	1	8260B	1/20/18 17:49	ANG	P8A0276
Bromobenzene	BRL	mg/kg dry	0.0053	0.00044	1	8260B	1/20/18 17:49	ANG	P8A0276
Bromochloromethane	BRL	mg/kg dry	0.0053	0.00029	1	8260B	1/20/18 17:49	ANG	P8A0276
Bromodichloromethane	BRL	mg/kg dry	0.0053	0.00030	1	8260B	1/20/18 17:49	ANG	P8A0276
Bromoform	BRL	mg/kg dry	0.0053	0.00060	1	8260B	1/20/18 17:49	ANG	P8A0276
Bromomethane	BRL	mg/kg dry	0.011	0.00065	1	8260B	1/20/18 17:49	ANG	P8A0276
Carbon Tetrachloride	BRL	mg/kg dry	0.0053	0.00026	1	8260B	1/20/18 17:49	ANG	P8A0276
Chlorobenzene	BRL	mg/kg dry	0.0053	0.00028	1	8260B	1/20/18 17:49	ANG	P8A0276
Chloroethane	BRL	mg/kg dry	0.011	0.00044	1	8260B	1/20/18 17:49	ANG	P8A0276
Chloroform	BRL	mg/kg dry	0.0053	0.00038	1	8260B	1/20/18 17:49	ANG	P8A0276
Chloromethane	BRL	mg/kg dry	0.0053	0.00036	1	8260B	1/20/18 17:49	ANG	P8A0276
cis-1,2-Dichloroethylene	BRL	mg/kg dry	0.0053	0.00023	1	8260B	1/20/18 17:49	ANG	P8A0276
cis-1,3-Dichloropropylene	BRL	mg/kg dry	0.0053	0.00018	1	8260B	1/20/18 17:49	ANG	P8A0276
Dibromochloromethane	BRL	mg/kg dry	0.0053	0.00022	1	8260B	1/20/18 17:49	ANG	P8A0276
Dichlorodifluoromethane	BRL	mg/kg dry	0.0053	0.00024	1	8260B	1/20/18 17:49	ANG	P8A0276

This report should not be reproduced, except in its entirety, without the written consent of Prism Laboratories, Inc.

Geosyntec Consultants of NC, PC - Raleigh Project: NCDOT West End, NC
 Attn: Matthew Jenny
 2501 Blue Ridge Road, Ste 430
 Raleigh, NC 27607

Sample Matrix: Solid

Client Sample ID: SB-S-5-1.5-2
 Prism Sample ID: 8010201-25
 Prism Work Order: 8010201
 Time Collected: 01/09/18 15:40
 Time Submitted: 01/12/18 16:40

Parameter	Result	Units	Report Limit	MDL	Dilution Factor	Method	Analysis Date/Time	Analyst	Batch ID
Ethylbenzene	BRL	mg/kg dry	0.0053	0.00020	1	8260B	1/20/18 17:49	ANG	P8A0276
Isopropyl Ether	BRL	mg/kg dry	0.0053	0.00022	1	8260B	1/20/18 17:49	ANG	P8A0276
Isopropylbenzene (Cumene)	BRL	mg/kg dry	0.0053	0.00031	1	8260B	1/20/18 17:49	ANG	P8A0276
m,p-Xylenes	BRL	mg/kg dry	0.011	0.00049	1	8260B	1/20/18 17:49	ANG	P8A0276
Methyl Butyl Ketone (2-Hexanone)	BRL	mg/kg dry	0.053	0.00048	1	8260B	1/20/18 17:49	ANG	P8A0276
Methyl Ethyl Ketone (2-Butanone)	BRL	mg/kg dry	0.11	0.00048	1	8260B	1/20/18 17:49	ANG	P8A0276
Methyl Isobutyl Ketone	BRL	mg/kg dry	0.053	0.00045	1	8260B	1/20/18 17:49	ANG	P8A0276
Methylene Chloride	BRL	mg/kg dry	0.011	0.00030	1	8260B	1/20/18 17:49	ANG	P8A0276
Methyl-tert-Butyl Ether	BRL	mg/kg dry	0.011	0.00017	1	8260B	1/20/18 17:49	ANG	P8A0276
Naphthalene	BRL	mg/kg dry	0.011	0.00017	1	8260B	1/20/18 17:49	ANG	P8A0276
n-Butylbenzene	BRL	mg/kg dry	0.0053	0.00027	1	8260B	1/20/18 17:49	ANG	P8A0276
n-Propylbenzene	BRL	mg/kg dry	0.0053	0.00031	1	8260B	1/20/18 17:49	ANG	P8A0276
o-Xylene	BRL	mg/kg dry	0.0053	0.00022	1	8260B	1/20/18 17:49	ANG	P8A0276
sec-Butylbenzene	BRL	mg/kg dry	0.0053	0.00026	1	8260B	1/20/18 17:49	ANG	P8A0276
Styrene	BRL	mg/kg dry	0.0053	0.00032	1	8260B	1/20/18 17:49	ANG	P8A0276
tert-Butylbenzene	BRL	mg/kg dry	0.0053	0.00018	1	8260B	1/20/18 17:49	ANG	P8A0276
Tetrachloroethylene	BRL	mg/kg dry	0.0053	0.00025	1	8260B	1/20/18 17:49	ANG	P8A0276
Toluene	BRL	mg/kg dry	0.0053	0.00030	1	8260B	1/20/18 17:49	ANG	P8A0276
trans-1,2-Dichloroethylene	BRL	mg/kg dry	0.0053	0.00032	1	8260B	1/20/18 17:49	ANG	P8A0276
trans-1,3-Dichloropropylene	BRL	mg/kg dry	0.0053	0.00028	1	8260B	1/20/18 17:49	ANG	P8A0276
Trichloroethylene	BRL	mg/kg dry	0.0053	0.00034	1	8260B	1/20/18 17:49	ANG	P8A0276
Trichlorofluoromethane	BRL	mg/kg dry	0.0053	0.00034	1	8260B	1/20/18 17:49	ANG	P8A0276
Vinyl acetate	BRL	mg/kg dry	0.027	0.00073	1	8260B	1/20/18 17:49	ANG	P8A0276
Vinyl chloride	BRL	mg/kg dry	0.0053	0.00026	1	8260B	1/20/18 17:49	ANG	P8A0276
Xylenes, total	BRL	mg/kg dry	0.016	0.00099	1	8260B	1/20/18 17:49	ANG	P8A0276

Surrogate	Recovery	Control Limits
4-Bromofluorobenzene	103 %	70-130
Dibromofluoromethane	105 %	84-123
Toluene-d8	99 %	76-129

Geosyntec Consultants of NC, PC - Raleigh Project: NCDOT West End, NC
Attn: Matthew Jenny
2501 Blue Ridge Road, Ste 430
Raleigh, NC 27607

Sample Matrix: Solid

Client Sample ID: SB-S-1-5-5.5
Prism Sample ID: 8010201-26
Prism Work Order: 8010201
Time Collected: 01/09/18 15:40
Time Submitted: 01/12/18 16:40

Parameter	Result	Units	Report Limit	MDL	Dilution Factor	Method	Analysis Date/Time	Analyst	Batch ID
General Chemistry Parameters									
% Solids	95.1	% by Weight	0.100	0.100	1	*SM2540 G	1/18/18 12:00	BJC	P8A0263
Volatile Organic Compounds by GC/MS									
1,1,1,2-Tetrachloroethane	BRL	mg/kg dry	0.0056	0.00046	1	8260B	1/20/18 18:17	ANG	P8A0276
1,1,1-Trichloroethane	BRL	mg/kg dry	0.0056	0.00027	1	8260B	1/20/18 18:17	ANG	P8A0276
1,1,2,2-Tetrachloroethane	BRL	mg/kg dry	0.0056	0.00038	1	8260B	1/20/18 18:17	ANG	P8A0276
1,1,2-Trichloroethane	BRL	mg/kg dry	0.0056	0.00050	1	8260B	1/20/18 18:17	ANG	P8A0276
1,1-Dichloroethane	BRL	mg/kg dry	0.0056	0.00016	1	8260B	1/20/18 18:17	ANG	P8A0276
1,1-Dichloroethylene	BRL	mg/kg dry	0.0056	0.00025	1	8260B	1/20/18 18:17	ANG	P8A0276
1,1-Dichloropropylene	BRL	mg/kg dry	0.0056	0.00031	1	8260B	1/20/18 18:17	ANG	P8A0276
1,2,3-Trichlorobenzene	BRL	mg/kg dry	0.0056	0.00032	1	8260B	1/20/18 18:17	ANG	P8A0276
1,2,3-Trichloropropane	BRL	mg/kg dry	0.0056	0.00071	1	8260B	1/20/18 18:17	ANG	P8A0276
1,2,4-Trichlorobenzene	BRL	mg/kg dry	0.0056	0.00042	1	8260B	1/20/18 18:17	ANG	P8A0276
1,2,4-Trimethylbenzene	BRL	mg/kg dry	0.0056	0.00043	1	8260B	1/20/18 18:17	ANG	P8A0276
1,2-Dibromoethane	BRL	mg/kg dry	0.0056	0.00022	1	8260B	1/20/18 18:17	ANG	P8A0276
1,2-Dichlorobenzene	BRL	mg/kg dry	0.0056	0.00026	1	8260B	1/20/18 18:17	ANG	P8A0276
1,2-Dichloroethane	BRL	mg/kg dry	0.0056	0.00033	1	8260B	1/20/18 18:17	ANG	P8A0276
1,2-Dichloropropane	BRL	mg/kg dry	0.0056	0.00035	1	8260B	1/20/18 18:17	ANG	P8A0276
1,3,5-Trimethylbenzene	BRL	mg/kg dry	0.0056	0.00042	1	8260B	1/20/18 18:17	ANG	P8A0276
1,3-Dichlorobenzene	BRL	mg/kg dry	0.0056	0.00037	1	8260B	1/20/18 18:17	ANG	P8A0276
1,3-Dichloropropane	BRL	mg/kg dry	0.0056	0.00028	1	8260B	1/20/18 18:17	ANG	P8A0276
1,4-Dichlorobenzene	BRL	mg/kg dry	0.0056	0.00022	1	8260B	1/20/18 18:17	ANG	P8A0276
2,2-Dichloropropane	BRL	mg/kg dry	0.0056	0.00027	1	8260B	1/20/18 18:17	ANG	P8A0276
2-Chlorotoluene	BRL	mg/kg dry	0.0056	0.00029	1	8260B	1/20/18 18:17	ANG	P8A0276
4-Chlorotoluene	BRL	mg/kg dry	0.0056	0.00033	1	8260B	1/20/18 18:17	ANG	P8A0276
4-Isopropyltoluene	BRL	mg/kg dry	0.0056	0.00027	1	8260B	1/20/18 18:17	ANG	P8A0276
Acetone	0.21	mg/kg dry	0.056	0.0014	1	8260B	1/20/18 18:17	ANG	P8A0276
Benzene	BRL	mg/kg dry	0.0034	0.00033	1	8260B	1/20/18 18:17	ANG	P8A0276
Bromobenzene	BRL	mg/kg dry	0.0056	0.00047	1	8260B	1/20/18 18:17	ANG	P8A0276
Bromochloromethane	BRL	mg/kg dry	0.0056	0.00031	1	8260B	1/20/18 18:17	ANG	P8A0276
Bromodichloromethane	BRL	mg/kg dry	0.0056	0.00031	1	8260B	1/20/18 18:17	ANG	P8A0276
Bromoform	BRL	mg/kg dry	0.0056	0.00064	1	8260B	1/20/18 18:17	ANG	P8A0276
Bromomethane	BRL	mg/kg dry	0.011	0.00069	1	8260B	1/20/18 18:17	ANG	P8A0276
Carbon Tetrachloride	BRL	mg/kg dry	0.0056	0.00028	1	8260B	1/20/18 18:17	ANG	P8A0276
Chlorobenzene	BRL	mg/kg dry	0.0056	0.00030	1	8260B	1/20/18 18:17	ANG	P8A0276
Chloroethane	BRL	mg/kg dry	0.011	0.00047	1	8260B	1/20/18 18:17	ANG	P8A0276
Chloroform	BRL	mg/kg dry	0.0056	0.00040	1	8260B	1/20/18 18:17	ANG	P8A0276
Chloromethane	BRL	mg/kg dry	0.0056	0.00038	1	8260B	1/20/18 18:17	ANG	P8A0276
cis-1,2-Dichloroethylene	BRL	mg/kg dry	0.0056	0.00024	1	8260B	1/20/18 18:17	ANG	P8A0276
cis-1,3-Dichloropropylene	BRL	mg/kg dry	0.0056	0.00019	1	8260B	1/20/18 18:17	ANG	P8A0276
Dibromochloromethane	BRL	mg/kg dry	0.0056	0.00023	1	8260B	1/20/18 18:17	ANG	P8A0276
Dichlorodifluoromethane	BRL	mg/kg dry	0.0056	0.00025	1	8260B	1/20/18 18:17	ANG	P8A0276

This report should not be reproduced, except in its entirety, without the written consent of Prism Laboratories, Inc.

Geosyntec Consultants of NC, PC - Raleigh Project: NCDOT West End, NC
 Attn: Matthew Jenny
 2501 Blue Ridge Road, Ste 430
 Raleigh, NC 27607

Sample Matrix: Solid

Client Sample ID: SB-S-1-5-5.5
 Prism Sample ID: 8010201-26
 Prism Work Order: 8010201
 Time Collected: 01/09/18 15:40
 Time Submitted: 01/12/18 16:40

Parameter	Result	Units	Report Limit	MDL	Dilution Factor	Method	Analysis Date/Time	Analyst	Batch ID
Ethylbenzene	BRL	mg/kg dry	0.0056	0.00021	1	8260B	1/20/18 18:17	ANG	P8A0276
Isopropyl Ether	BRL	mg/kg dry	0.0056	0.00023	1	8260B	1/20/18 18:17	ANG	P8A0276
Isopropylbenzene (Cumene)	BRL	mg/kg dry	0.0056	0.00033	1	8260B	1/20/18 18:17	ANG	P8A0276
m,p-Xylenes	BRL	mg/kg dry	0.011	0.00052	1	8260B	1/20/18 18:17	ANG	P8A0276
Methyl Butyl Ketone (2-Hexanone)	BRL	mg/kg dry	0.056	0.00051	1	8260B	1/20/18 18:17	ANG	P8A0276
Methyl Ethyl Ketone (2-Butanone)	BRL	mg/kg dry	0.11	0.00051	1	8260B	1/20/18 18:17	ANG	P8A0276
Methyl Isobutyl Ketone	BRL	mg/kg dry	0.056	0.00048	1	8260B	1/20/18 18:17	ANG	P8A0276
Methylene Chloride	BRL	mg/kg dry	0.011	0.00031	1	8260B	1/20/18 18:17	ANG	P8A0276
Methyl-tert-Butyl Ether	BRL	mg/kg dry	0.011	0.00018	1	8260B	1/20/18 18:17	ANG	P8A0276
Naphthalene	BRL	mg/kg dry	0.011	0.00018	1	8260B	1/20/18 18:17	ANG	P8A0276
n-Butylbenzene	BRL	mg/kg dry	0.0056	0.00029	1	8260B	1/20/18 18:17	ANG	P8A0276
n-Propylbenzene	BRL	mg/kg dry	0.0056	0.00033	1	8260B	1/20/18 18:17	ANG	P8A0276
o-Xylene	BRL	mg/kg dry	0.0056	0.00023	1	8260B	1/20/18 18:17	ANG	P8A0276
sec-Butylbenzene	BRL	mg/kg dry	0.0056	0.00027	1	8260B	1/20/18 18:17	ANG	P8A0276
Styrene	BRL	mg/kg dry	0.0056	0.00034	1	8260B	1/20/18 18:17	ANG	P8A0276
tert-Butylbenzene	BRL	mg/kg dry	0.0056	0.00019	1	8260B	1/20/18 18:17	ANG	P8A0276
Tetrachloroethylene	BRL	mg/kg dry	0.0056	0.00027	1	8260B	1/20/18 18:17	ANG	P8A0276
Toluene	BRL	mg/kg dry	0.0056	0.00032	1	8260B	1/20/18 18:17	ANG	P8A0276
trans-1,2-Dichloroethylene	BRL	mg/kg dry	0.0056	0.00033	1	8260B	1/20/18 18:17	ANG	P8A0276
trans-1,3-Dichloropropylene	BRL	mg/kg dry	0.0056	0.00029	1	8260B	1/20/18 18:17	ANG	P8A0276
Trichloroethylene	BRL	mg/kg dry	0.0056	0.00036	1	8260B	1/20/18 18:17	ANG	P8A0276
Trichlorofluoromethane	BRL	mg/kg dry	0.0056	0.00036	1	8260B	1/20/18 18:17	ANG	P8A0276
Vinyl acetate	BRL	mg/kg dry	0.028	0.00077	1	8260B	1/20/18 18:17	ANG	P8A0276
Vinyl chloride	BRL	mg/kg dry	0.0056	0.00027	1	8260B	1/20/18 18:17	ANG	P8A0276
Xylenes, total	BRL	mg/kg dry	0.017	0.0010	1	8260B	1/20/18 18:17	ANG	P8A0276
			Surrogate				Recovery		Control Limits
			4-Bromofluorobenzene				107 %		70-130
			Dibromofluoromethane				107 %		84-123
			Toluene-d8				95 %		76-129

Geosyntec Consultants of NC, PC - Raleigh Project: NCDOT West End, NC
 Attn: Matthew Jenny
 2501 Blue Ridge Road, Ste 430
 Raleigh, NC 27607

Sample Matrix: Solid

Client Sample ID: SB-S-Dup1
 Prism Sample ID: 8010201-27
 Prism Work Order: 8010201
 Time Collected: 01/09/18 18:00
 Time Submitted: 01/12/18 16:40

Parameter	Result	Units	Report Limit	MDL	Dilution Factor	Method	Analysis Date/Time	Analyst	Batch ID
-----------	--------	-------	--------------	-----	-----------------	--------	--------------------	---------	----------

General Chemistry Parameters

% Solids	80.1	% by Weight	0.100	0.100	1	*SM2540 G	1/18/18 12:00	BJC	P8A0263
----------	------	-------------	-------	-------	---	-----------	---------------	-----	---------

Volatile Organic Compounds by GC/MS

1,1,1,2-Tetrachloroethane	BRL	mg/kg dry	0.0057	0.00047	1	8260B	1/20/18 18:45	ANG	P8A0276
1,1,1-Trichloroethane	BRL	mg/kg dry	0.0057	0.00027	1	8260B	1/20/18 18:45	ANG	P8A0276
1,1,2,2-Tetrachloroethane	BRL	mg/kg dry	0.0057	0.00038	1	8260B	1/20/18 18:45	ANG	P8A0276
1,1,2-Trichloroethane	BRL	mg/kg dry	0.0057	0.00050	1	8260B	1/20/18 18:45	ANG	P8A0276
1,1-Dichloroethane	BRL	mg/kg dry	0.0057	0.00016	1	8260B	1/20/18 18:45	ANG	P8A0276
1,1-Dichloroethylene	BRL	mg/kg dry	0.0057	0.00025	1	8260B	1/20/18 18:45	ANG	P8A0276
1,1-Dichloropropylene	BRL	mg/kg dry	0.0057	0.00031	1	8260B	1/20/18 18:45	ANG	P8A0276
1,2,3-Trichlorobenzene	BRL	mg/kg dry	0.0057	0.00032	1	8260B	1/20/18 18:45	ANG	P8A0276
1,2,3-Trichloropropane	BRL	mg/kg dry	0.0057	0.00072	1	8260B	1/20/18 18:45	ANG	P8A0276
1,2,4-Trichlorobenzene	BRL	mg/kg dry	0.0057	0.00042	1	8260B	1/20/18 18:45	ANG	P8A0276
1,2,4-Trimethylbenzene	BRL	mg/kg dry	0.0057	0.00043	1	8260B	1/20/18 18:45	ANG	P8A0276
1,2-Dibromoethane	BRL	mg/kg dry	0.0057	0.00023	1	8260B	1/20/18 18:45	ANG	P8A0276
1,2-Dichlorobenzene	BRL	mg/kg dry	0.0057	0.00027	1	8260B	1/20/18 18:45	ANG	P8A0276
1,2-Dichloroethane	BRL	mg/kg dry	0.0057	0.00034	1	8260B	1/20/18 18:45	ANG	P8A0276
1,2-Dichloropropane	BRL	mg/kg dry	0.0057	0.00035	1	8260B	1/20/18 18:45	ANG	P8A0276
1,3,5-Trimethylbenzene	BRL	mg/kg dry	0.0057	0.00043	1	8260B	1/20/18 18:45	ANG	P8A0276
1,3-Dichlorobenzene	BRL	mg/kg dry	0.0057	0.00038	1	8260B	1/20/18 18:45	ANG	P8A0276
1,3-Dichloropropane	BRL	mg/kg dry	0.0057	0.00028	1	8260B	1/20/18 18:45	ANG	P8A0276
1,4-Dichlorobenzene	BRL	mg/kg dry	0.0057	0.00022	1	8260B	1/20/18 18:45	ANG	P8A0276
2,2-Dichloropropane	BRL	mg/kg dry	0.0057	0.00027	1	8260B	1/20/18 18:45	ANG	P8A0276
2-Chlorotoluene	BRL	mg/kg dry	0.0057	0.00029	1	8260B	1/20/18 18:45	ANG	P8A0276
4-Chlorotoluene	BRL	mg/kg dry	0.0057	0.00034	1	8260B	1/20/18 18:45	ANG	P8A0276
4-Isopropyltoluene	BRL	mg/kg dry	0.0057	0.00027	1	8260B	1/20/18 18:45	ANG	P8A0276
Acetone	0.076	mg/kg dry	0.057	0.0014	1	8260B	1/20/18 18:45	ANG	P8A0276
Benzene	BRL	mg/kg dry	0.0034	0.00033	1	8260B	1/20/18 18:45	ANG	P8A0276
Bromobenzene	BRL	mg/kg dry	0.0057	0.00047	1	8260B	1/20/18 18:45	ANG	P8A0276
Bromochloromethane	BRL	mg/kg dry	0.0057	0.00031	1	8260B	1/20/18 18:45	ANG	P8A0276
Bromodichloromethane	BRL	mg/kg dry	0.0057	0.00032	1	8260B	1/20/18 18:45	ANG	P8A0276
Bromoform	BRL	mg/kg dry	0.0057	0.00064	1	8260B	1/20/18 18:45	ANG	P8A0276
Bromomethane	BRL	mg/kg dry	0.011	0.00070	1	8260B	1/20/18 18:45	ANG	P8A0276
Carbon Tetrachloride	BRL	mg/kg dry	0.0057	0.00028	1	8260B	1/20/18 18:45	ANG	P8A0276
Chlorobenzene	BRL	mg/kg dry	0.0057	0.00030	1	8260B	1/20/18 18:45	ANG	P8A0276
Chloroethane	BRL	mg/kg dry	0.011	0.00047	1	8260B	1/20/18 18:45	ANG	P8A0276
Chloroform	BRL	mg/kg dry	0.0057	0.00041	1	8260B	1/20/18 18:45	ANG	P8A0276
Chloromethane	BRL	mg/kg dry	0.0057	0.00038	1	8260B	1/20/18 18:45	ANG	P8A0276
cis-1,2-Dichloroethylene	BRL	mg/kg dry	0.0057	0.00024	1	8260B	1/20/18 18:45	ANG	P8A0276
cis-1,3-Dichloropropylene	BRL	mg/kg dry	0.0057	0.00019	1	8260B	1/20/18 18:45	ANG	P8A0276
Dibromochloromethane	BRL	mg/kg dry	0.0057	0.00023	1	8260B	1/20/18 18:45	ANG	P8A0276
Dichlorodifluoromethane	BRL	mg/kg dry	0.0057	0.00026	1	8260B	1/20/18 18:45	ANG	P8A0276

This report should not be reproduced, except in its entirety, without the written consent of Prism Laboratories, Inc.

Geosyntec Consultants of NC, PC - Raleigh Project: NCDOT West End, NC
 Attn: Matthew Jenny
 2501 Blue Ridge Road, Ste 430
 Raleigh, NC 27607

Sample Matrix: Solid

Client Sample ID: SB-S-Dup1
 Prism Sample ID: 8010201-27
 Prism Work Order: 8010201
 Time Collected: 01/09/18 18:00
 Time Submitted: 01/12/18 16:40

Parameter	Result	Units	Report Limit	MDL	Dilution Factor	Method	Analysis Date/Time	Analyst	Batch ID
Ethylbenzene	BRL	mg/kg dry	0.0057	0.00022	1	8260B	1/20/18 18:45	ANG	P8A0276
Isopropyl Ether	BRL	mg/kg dry	0.0057	0.00023	1	8260B	1/20/18 18:45	ANG	P8A0276
Isopropylbenzene (Cumene)	BRL	mg/kg dry	0.0057	0.00034	1	8260B	1/20/18 18:45	ANG	P8A0276
m,p-Xylenes	BRL	mg/kg dry	0.011	0.00052	1	8260B	1/20/18 18:45	ANG	P8A0276
Methyl Butyl Ketone (2-Hexanone)	BRL	mg/kg dry	0.057	0.00051	1	8260B	1/20/18 18:45	ANG	P8A0276
Methyl Ethyl Ketone (2-Butanone)	BRL	mg/kg dry	0.11	0.00051	1	8260B	1/20/18 18:45	ANG	P8A0276
Methyl Isobutyl Ketone	BRL	mg/kg dry	0.057	0.00048	1	8260B	1/20/18 18:45	ANG	P8A0276
Methylene Chloride	BRL	mg/kg dry	0.011	0.00032	1	8260B	1/20/18 18:45	ANG	P8A0276
Methyl-tert-Butyl Ether	BRL	mg/kg dry	0.011	0.00018	1	8260B	1/20/18 18:45	ANG	P8A0276
Naphthalene	BRL	mg/kg dry	0.011	0.00018	1	8260B	1/20/18 18:45	ANG	P8A0276
n-Butylbenzene	BRL	mg/kg dry	0.0057	0.00029	1	8260B	1/20/18 18:45	ANG	P8A0276
n-Propylbenzene	BRL	mg/kg dry	0.0057	0.00034	1	8260B	1/20/18 18:45	ANG	P8A0276
o-Xylene	BRL	mg/kg dry	0.0057	0.00023	1	8260B	1/20/18 18:45	ANG	P8A0276
sec-Butylbenzene	BRL	mg/kg dry	0.0057	0.00027	1	8260B	1/20/18 18:45	ANG	P8A0276
Styrene	BRL	mg/kg dry	0.0057	0.00034	1	8260B	1/20/18 18:45	ANG	P8A0276
tert-Butylbenzene	BRL	mg/kg dry	0.0057	0.00019	1	8260B	1/20/18 18:45	ANG	P8A0276
Tetrachloroethylene	BRL	mg/kg dry	0.0057	0.00027	1	8260B	1/20/18 18:45	ANG	P8A0276
Toluene	BRL	mg/kg dry	0.0057	0.00033	1	8260B	1/20/18 18:45	ANG	P8A0276
trans-1,2-Dichloroethylene	BRL	mg/kg dry	0.0057	0.00034	1	8260B	1/20/18 18:45	ANG	P8A0276
trans-1,3-Dichloropropylene	BRL	mg/kg dry	0.0057	0.00030	1	8260B	1/20/18 18:45	ANG	P8A0276
Trichloroethylene	BRL	mg/kg dry	0.0057	0.00037	1	8260B	1/20/18 18:45	ANG	P8A0276
Trichlorofluoromethane	BRL	mg/kg dry	0.0057	0.00037	1	8260B	1/20/18 18:45	ANG	P8A0276
Vinyl acetate	BRL	mg/kg dry	0.028	0.00078	1	8260B	1/20/18 18:45	ANG	P8A0276
Vinyl chloride	BRL	mg/kg dry	0.0057	0.00027	1	8260B	1/20/18 18:45	ANG	P8A0276
Xylenes, total	BRL	mg/kg dry	0.017	0.0011	1	8260B	1/20/18 18:45	ANG	P8A0276
				Surrogate			Recovery		Control Limits
				4-Bromofluorobenzene			99 %		70-130
				Dibromofluoromethane			100 %		84-123
				Toluene-d8			95 %		76-129

Geosyntec Consultants of NC, PC - Raleigh Project: NCDOT West End, NC
 Attn: Matthew Jenny
 2501 Blue Ridge Road, Ste 430
 Raleigh, NC 27607

Sample Matrix: Solid

Client Sample ID: SB-S-2-5.5-6
 Prism Sample ID: 8010201-28
 Prism Work Order: 8010201
 Time Collected: 01/09/18 16:00
 Time Submitted: 01/12/18 16:40

Parameter	Result	Units	Report Limit	MDL	Dilution Factor	Method	Analysis Date/Time	Analyst	Batch ID
General Chemistry Parameters									
% Solids	94.2	% by Weight	0.100	0.100	1	*SM2540 G	1/18/18 12:00	BJC	P8A0263
Volatile Organic Compounds by GC/MS									
1,1,1,2-Tetrachloroethane	BRL	mg/kg dry	0.0052	0.00043	1	8260B	1/22/18 13:18	ANG	P8A0311
1,1,1-Trichloroethane	BRL	mg/kg dry	0.0052	0.00025	1	8260B	1/22/18 13:18	ANG	P8A0311
1,1,2,2-Tetrachloroethane	BRL	mg/kg dry	0.0052	0.00035	1	8260B	1/22/18 13:18	ANG	P8A0311
1,1,2-Trichloroethane	BRL	mg/kg dry	0.0052	0.00046	1	8260B	1/22/18 13:18	ANG	P8A0311
1,1-Dichloroethane	BRL	mg/kg dry	0.0052	0.00015	1	8260B	1/22/18 13:18	ANG	P8A0311
1,1-Dichloroethylene	BRL	mg/kg dry	0.0052	0.00023	1	8260B	1/22/18 13:18	ANG	P8A0311
1,1-Dichloropropylene	BRL	mg/kg dry	0.0052	0.00029	1	8260B	1/22/18 13:18	ANG	P8A0311
1,2,3-Trichlorobenzene	BRL	mg/kg dry	0.0052	0.00030	1	8260B	1/22/18 13:18	ANG	P8A0311
1,2,3-Trichloropropane	BRL	mg/kg dry	0.0052	0.00067	1	8260B	1/22/18 13:18	ANG	P8A0311
1,2,4-Trichlorobenzene	BRL	mg/kg dry	0.0052	0.00039	1	8260B	1/22/18 13:18	ANG	P8A0311
1,2,4-Trimethylbenzene	BRL	mg/kg dry	0.0052	0.00040	1	8260B	1/22/18 13:18	ANG	P8A0311
1,2-Dibromoethane	BRL	mg/kg dry	0.0052	0.00021	1	8260B	1/22/18 13:18	ANG	P8A0311
1,2-Dichlorobenzene	BRL	mg/kg dry	0.0052	0.00025	1	8260B	1/22/18 13:18	ANG	P8A0311
1,2-Dichloroethane	BRL	mg/kg dry	0.0052	0.00031	1	8260B	1/22/18 13:18	ANG	P8A0311
1,2-Dichloropropane	BRL	mg/kg dry	0.0052	0.00032	1	8260B	1/22/18 13:18	ANG	P8A0311
1,3,5-Trimethylbenzene	BRL	mg/kg dry	0.0052	0.00039	1	8260B	1/22/18 13:18	ANG	P8A0311
1,3-Dichlorobenzene	BRL	mg/kg dry	0.0052	0.00035	1	8260B	1/22/18 13:18	ANG	P8A0311
1,3-Dichloropropane	BRL	mg/kg dry	0.0052	0.00026	1	8260B	1/22/18 13:18	ANG	P8A0311
1,4-Dichlorobenzene	BRL	mg/kg dry	0.0052	0.00021	1	8260B	1/22/18 13:18	ANG	P8A0311
2,2-Dichloropropane	BRL	mg/kg dry	0.0052	0.00025	1	8260B	1/22/18 13:18	ANG	P8A0311
2-Chlorotoluene	BRL	mg/kg dry	0.0052	0.00027	1	8260B	1/22/18 13:18	ANG	P8A0311
4-Chlorotoluene	BRL	mg/kg dry	0.0052	0.00031	1	8260B	1/22/18 13:18	ANG	P8A0311
4-Isopropyltoluene	BRL	mg/kg dry	0.0052	0.00025	1	8260B	1/22/18 13:18	ANG	P8A0311
Acetone	0.052	mg/kg dry	0.052	0.0013	1	8260B	1/22/18 13:18	ANG	P8A0311
Benzene	BRL	mg/kg dry	0.0031	0.00030	1	8260B	1/22/18 13:18	ANG	P8A0311
Bromobenzene	BRL	mg/kg dry	0.0052	0.00044	1	8260B	1/22/18 13:18	ANG	P8A0311
Bromochloromethane	BRL	mg/kg dry	0.0052	0.00029	1	8260B	1/22/18 13:18	ANG	P8A0311
Bromodichloromethane	BRL	mg/kg dry	0.0052	0.00029	1	8260B	1/22/18 13:18	ANG	P8A0311
Bromoform	BRL	mg/kg dry	0.0052	0.00059	1	8260B	1/22/18 13:18	ANG	P8A0311
Bromomethane	BRL	mg/kg dry	0.010	0.00064	1	8260B	1/22/18 13:18	ANG	P8A0311
Carbon Tetrachloride	BRL	mg/kg dry	0.0052	0.00026	1	8260B	1/22/18 13:18	ANG	P8A0311
Chlorobenzene	BRL	mg/kg dry	0.0052	0.00028	1	8260B	1/22/18 13:18	ANG	P8A0311
Chloroethane	BRL	mg/kg dry	0.010	0.00044	1	8260B	1/22/18 13:18	ANG	P8A0311
Chloroform	BRL	mg/kg dry	0.0052	0.00038	1	8260B	1/22/18 13:18	ANG	P8A0311
Chloromethane	BRL CCV	mg/kg dry	0.0052	0.00035	1	8260B	1/22/18 13:18	ANG	P8A0311
cis-1,2-Dichloroethylene	BRL	mg/kg dry	0.0052	0.00022	1	8260B	1/22/18 13:18	ANG	P8A0311
cis-1,3-Dichloropropylene	BRL	mg/kg dry	0.0052	0.00018	1	8260B	1/22/18 13:18	ANG	P8A0311
Dibromochloromethane	BRL	mg/kg dry	0.0052	0.00022	1	8260B	1/22/18 13:18	ANG	P8A0311
Dichlorodifluoromethane	BRL	mg/kg dry	0.0052	0.00024	1	8260B	1/22/18 13:18	ANG	P8A0311

This report should not be reproduced, except in its entirety, without the written consent of Prism Laboratories, Inc.

Geosyntec Consultants of NC, PC - Raleigh Project: NCDOT West End, NC
 Attn: Matthew Jenny
 2501 Blue Ridge Road, Ste 430
 Raleigh, NC 27607

Client Sample ID: SB-S-2-5.5-6
 Prism Sample ID: 8010201-28
 Prism Work Order: 8010201
 Time Collected: 01/09/18 16:00
 Time Submitted: 01/12/18 16:40

Sample Matrix: Solid

Parameter	Result	Units	Report Limit	MDL	Dilution Factor	Method	Analysis Date/Time	Analyst	Batch ID
Ethylbenzene	BRL	mg/kg dry	0.0052	0.00020	1	8260B	1/22/18 13:18	ANG	P8A0311
Isopropyl Ether	BRL	mg/kg dry	0.0052	0.00021	1	8260B	1/22/18 13:18	ANG	P8A0311
Isopropylbenzene (Cumene)	BRL	mg/kg dry	0.0052	0.00031	1	8260B	1/22/18 13:18	ANG	P8A0311
m,p-Xylenes	BRL	mg/kg dry	0.010	0.00048	1	8260B	1/22/18 13:18	ANG	P8A0311
Methyl Butyl Ketone (2-Hexanone)	BRL	mg/kg dry	0.052	0.00047	1	8260B	1/22/18 13:18	ANG	P8A0311
Methyl Ethyl Ketone (2-Butanone)	BRL	mg/kg dry	0.10	0.00047	1	8260B	1/22/18 13:18	ANG	P8A0311
Methyl Isobutyl Ketone	BRL	mg/kg dry	0.052	0.00044	1	8260B	1/22/18 13:18	ANG	P8A0311
Methylene Chloride	BRL	mg/kg dry	0.010	0.00029	1	8260B	1/22/18 13:18	ANG	P8A0311
Methyl-tert-Butyl Ether	BRL	mg/kg dry	0.010	0.00017	1	8260B	1/22/18 13:18	ANG	P8A0311
Naphthalene	BRL	mg/kg dry	0.010	0.00017	1	8260B	1/22/18 13:18	ANG	P8A0311
n-Butylbenzene	BRL	mg/kg dry	0.0052	0.00027	1	8260B	1/22/18 13:18	ANG	P8A0311
n-Propylbenzene	BRL	mg/kg dry	0.0052	0.00031	1	8260B	1/22/18 13:18	ANG	P8A0311
o-Xylene	BRL	mg/kg dry	0.0052	0.00021	1	8260B	1/22/18 13:18	ANG	P8A0311
sec-Butylbenzene	BRL	mg/kg dry	0.0052	0.00025	1	8260B	1/22/18 13:18	ANG	P8A0311
Styrene	BRL	mg/kg dry	0.0052	0.00031	1	8260B	1/22/18 13:18	ANG	P8A0311
tert-Butylbenzene	BRL	mg/kg dry	0.0052	0.00018	1	8260B	1/22/18 13:18	ANG	P8A0311
Tetrachloroethylene	BRL	mg/kg dry	0.0052	0.00025	1	8260B	1/22/18 13:18	ANG	P8A0311
Toluene	BRL	mg/kg dry	0.0052	0.00030	1	8260B	1/22/18 13:18	ANG	P8A0311
trans-1,2-Dichloroethylene	BRL	mg/kg dry	0.0052	0.00031	1	8260B	1/22/18 13:18	ANG	P8A0311
trans-1,3-Dichloropropylene	BRL	mg/kg dry	0.0052	0.00027	1	8260B	1/22/18 13:18	ANG	P8A0311
Trichloroethylene	BRL	mg/kg dry	0.0052	0.00034	1	8260B	1/22/18 13:18	ANG	P8A0311
Trichlorofluoromethane	BRL	mg/kg dry	0.0052	0.00034	1	8260B	1/22/18 13:18	ANG	P8A0311
Vinyl acetate	BRL	mg/kg dry	0.026	0.00072	1	8260B	1/22/18 13:18	ANG	P8A0311
Vinyl chloride	BRL	mg/kg dry	0.0052	0.00025	1	8260B	1/22/18 13:18	ANG	P8A0311
Xylenes, total	BRL	mg/kg dry	0.016	0.00098	1	8260B	1/22/18 13:18	ANG	P8A0311
			Surrogate			Recovery		Control Limits	
			4-Bromofluorobenzene			100 %		70-130	
			Dibromofluoromethane			100 %		84-123	
			Toluene-d8			93 %		76-129	

Geosyntec Consultants of NC, PC - Raleigh Project: NCDOT West End, NC
Attn: Matthew Jenny
2501 Blue Ridge Road, Ste 430
Raleigh, NC 27607

Sample Matrix: Solid

Client Sample ID: SB-S-3-1.5-2
Prism Sample ID: 8010201-29
Prism Work Order: 8010201
Time Collected: 01/09/18 16:20
Time Submitted: 01/12/18 16:40

Parameter	Result	Units	Report Limit	MDL	Dilution Factor	Method	Analysis Date/Time	Analyst	Batch ID
-----------	--------	-------	--------------	-----	-----------------	--------	--------------------	---------	----------

General Chemistry Parameters

% Solids	93.3	% by Weight	0.100	0.100	1	*SM2540 G	1/18/18 12:00	BJC	P8A0263
----------	------	-------------	-------	-------	---	-----------	---------------	-----	---------

Volatile Organic Compounds by GC/MS

1,1,1,2-Tetrachloroethane	BRL	mg/kg dry	0.0050	0.00041	1	8260B	1/22/18 13:46	ANG	P8A0311
1,1,1-Trichloroethane	BRL	mg/kg dry	0.0050	0.00024	1	8260B	1/22/18 13:46	ANG	P8A0311
1,1,2,2-Tetrachloroethane	BRL	mg/kg dry	0.0050	0.00034	1	8260B	1/22/18 13:46	ANG	P8A0311
1,1,2-Trichloroethane	BRL	mg/kg dry	0.0050	0.00044	1	8260B	1/22/18 13:46	ANG	P8A0311
1,1-Dichloroethane	BRL	mg/kg dry	0.0050	0.00014	1	8260B	1/22/18 13:46	ANG	P8A0311
1,1-Dichloroethylene	BRL	mg/kg dry	0.0050	0.00022	1	8260B	1/22/18 13:46	ANG	P8A0311
1,1-Dichloropropylene	BRL	mg/kg dry	0.0050	0.00027	1	8260B	1/22/18 13:46	ANG	P8A0311
1,2,3-Trichlorobenzene	BRL	mg/kg dry	0.0050	0.00028	1	8260B	1/22/18 13:46	ANG	P8A0311
1,2,3-Trichloropropane	BRL	mg/kg dry	0.0050	0.00063	1	8260B	1/22/18 13:46	ANG	P8A0311
1,2,4-Trichlorobenzene	BRL	mg/kg dry	0.0050	0.00037	1	8260B	1/22/18 13:46	ANG	P8A0311
1,2,4-Trimethylbenzene	BRL	mg/kg dry	0.0050	0.00038	1	8260B	1/22/18 13:46	ANG	P8A0311
1,2-Dibromoethane	BRL	mg/kg dry	0.0050	0.00020	1	8260B	1/22/18 13:46	ANG	P8A0311
1,2-Dichlorobenzene	BRL	mg/kg dry	0.0050	0.00023	1	8260B	1/22/18 13:46	ANG	P8A0311
1,2-Dichloroethane	BRL	mg/kg dry	0.0050	0.00030	1	8260B	1/22/18 13:46	ANG	P8A0311
1,2-Dichloropropane	BRL	mg/kg dry	0.0050	0.00031	1	8260B	1/22/18 13:46	ANG	P8A0311
1,3,5-Trimethylbenzene	BRL	mg/kg dry	0.0050	0.00038	1	8260B	1/22/18 13:46	ANG	P8A0311
1,3-Dichlorobenzene	BRL	mg/kg dry	0.0050	0.00033	1	8260B	1/22/18 13:46	ANG	P8A0311
1,3-Dichloropropane	BRL	mg/kg dry	0.0050	0.00025	1	8260B	1/22/18 13:46	ANG	P8A0311
1,4-Dichlorobenzene	BRL	mg/kg dry	0.0050	0.00020	1	8260B	1/22/18 13:46	ANG	P8A0311
2,2-Dichloropropane	BRL	mg/kg dry	0.0050	0.00024	1	8260B	1/22/18 13:46	ANG	P8A0311
2-Chlorotoluene	BRL	mg/kg dry	0.0050	0.00026	1	8260B	1/22/18 13:46	ANG	P8A0311
4-Chlorotoluene	BRL	mg/kg dry	0.0050	0.00030	1	8260B	1/22/18 13:46	ANG	P8A0311
4-Isopropyltoluene	BRL	mg/kg dry	0.0050	0.00024	1	8260B	1/22/18 13:46	ANG	P8A0311
Acetone	0.086	mg/kg dry	0.050	0.0012	1	8260B	1/22/18 13:46	ANG	P8A0311
Benzene	BRL	mg/kg dry	0.0030	0.00029	1	8260B	1/22/18 13:46	ANG	P8A0311
Bromobenzene	BRL	mg/kg dry	0.0050	0.00041	1	8260B	1/22/18 13:46	ANG	P8A0311
Bromochloromethane	BRL	mg/kg dry	0.0050	0.00027	1	8260B	1/22/18 13:46	ANG	P8A0311
Bromodichloromethane	BRL	mg/kg dry	0.0050	0.00028	1	8260B	1/22/18 13:46	ANG	P8A0311
Bromoform	BRL	mg/kg dry	0.0050	0.00056	1	8260B	1/22/18 13:46	ANG	P8A0311
Bromomethane	BRL	mg/kg dry	0.0099	0.00061	1	8260B	1/22/18 13:46	ANG	P8A0311
Carbon Tetrachloride	BRL	mg/kg dry	0.0050	0.00025	1	8260B	1/22/18 13:46	ANG	P8A0311
Chlorobenzene	BRL	mg/kg dry	0.0050	0.00026	1	8260B	1/22/18 13:46	ANG	P8A0311
Chloroethane	BRL	mg/kg dry	0.0099	0.00041	1	8260B	1/22/18 13:46	ANG	P8A0311
Chloroform	BRL	mg/kg dry	0.0050	0.00036	1	8260B	1/22/18 13:46	ANG	P8A0311
Chloromethane	BRL CCV	mg/kg dry	0.0050	0.00033	1	8260B	1/22/18 13:46	ANG	P8A0311
cis-1,2-Dichloroethylene	BRL	mg/kg dry	0.0050	0.00021	1	8260B	1/22/18 13:46	ANG	P8A0311
cis-1,3-Dichloropropylene	BRL	mg/kg dry	0.0050	0.00017	1	8260B	1/22/18 13:46	ANG	P8A0311
Dibromochloromethane	BRL	mg/kg dry	0.0050	0.00020	1	8260B	1/22/18 13:46	ANG	P8A0311
Dichlorodifluoromethane	BRL	mg/kg dry	0.0050	0.00023	1	8260B	1/22/18 13:46	ANG	P8A0311

This report should not be reproduced, except in its entirety, without the written consent of Prism Laboratories, Inc.

Geosyntec Consultants of NC, PC - Raleigh Project: NCDOT West End, NC
 Attn: Matthew Jenny
 2501 Blue Ridge Road, Ste 430
 Raleigh, NC 27607

Client Sample ID: SB-S-3-1.5-2
 Prism Sample ID: 8010201-29
 Prism Work Order: 8010201
 Time Collected: 01/09/18 16:20
 Time Submitted: 01/12/18 16:40

Sample Matrix: Solid

Parameter	Result	Units	Report Limit	MDL	Dilution Factor	Method	Analysis Date/Time	Analyst	Batch ID
Ethylbenzene	BRL	mg/kg dry	0.0050	0.00019	1	8260B	1/22/18 13:46	ANG	P8A0311
Isopropyl Ether	BRL	mg/kg dry	0.0050	0.00020	1	8260B	1/22/18 13:46	ANG	P8A0311
Isopropylbenzene (Cumene)	BRL	mg/kg dry	0.0050	0.00029	1	8260B	1/22/18 13:46	ANG	P8A0311
m,p-Xylenes	BRL	mg/kg dry	0.0099	0.00046	1	8260B	1/22/18 13:46	ANG	P8A0311
Methyl Butyl Ketone (2-Hexanone)	BRL	mg/kg dry	0.050	0.00045	1	8260B	1/22/18 13:46	ANG	P8A0311
Methyl Ethyl Ketone (2-Butanone)	BRL	mg/kg dry	0.099	0.00045	1	8260B	1/22/18 13:46	ANG	P8A0311
Methyl Isobutyl Ketone	BRL	mg/kg dry	0.050	0.00042	1	8260B	1/22/18 13:46	ANG	P8A0311
Methylene Chloride	BRL	mg/kg dry	0.0099	0.00028	1	8260B	1/22/18 13:46	ANG	P8A0311
Methyl-tert-Butyl Ether	BRL	mg/kg dry	0.0099	0.00016	1	8260B	1/22/18 13:46	ANG	P8A0311
Naphthalene	BRL	mg/kg dry	0.0099	0.00016	1	8260B	1/22/18 13:46	ANG	P8A0311
n-Butylbenzene	BRL	mg/kg dry	0.0050	0.00025	1	8260B	1/22/18 13:46	ANG	P8A0311
n-Propylbenzene	BRL	mg/kg dry	0.0050	0.00030	1	8260B	1/22/18 13:46	ANG	P8A0311
o-Xylene	BRL	mg/kg dry	0.0050	0.00020	1	8260B	1/22/18 13:46	ANG	P8A0311
sec-Butylbenzene	BRL	mg/kg dry	0.0050	0.00024	1	8260B	1/22/18 13:46	ANG	P8A0311
Styrene	BRL	mg/kg dry	0.0050	0.00030	1	8260B	1/22/18 13:46	ANG	P8A0311
tert-Butylbenzene	BRL	mg/kg dry	0.0050	0.00017	1	8260B	1/22/18 13:46	ANG	P8A0311
Tetrachloroethylene	BRL	mg/kg dry	0.0050	0.00024	1	8260B	1/22/18 13:46	ANG	P8A0311
Toluene	0.0044 J	mg/kg dry	0.0050	0.00029	1	8260B	1/22/18 13:46	ANG	P8A0311
trans-1,2-Dichloroethylene	BRL	mg/kg dry	0.0050	0.00030	1	8260B	1/22/18 13:46	ANG	P8A0311
trans-1,3-Dichloropropylene	BRL	mg/kg dry	0.0050	0.00026	1	8260B	1/22/18 13:46	ANG	P8A0311
Trichloroethylene	BRL	mg/kg dry	0.0050	0.00032	1	8260B	1/22/18 13:46	ANG	P8A0311
Trichlorofluoromethane	BRL	mg/kg dry	0.0050	0.00032	1	8260B	1/22/18 13:46	ANG	P8A0311
Vinyl acetate	BRL	mg/kg dry	0.025	0.00068	1	8260B	1/22/18 13:46	ANG	P8A0311
Vinyl chloride	BRL	mg/kg dry	0.0050	0.00024	1	8260B	1/22/18 13:46	ANG	P8A0311
Xylenes, total	BRL	mg/kg dry	0.015	0.00093	1	8260B	1/22/18 13:46	ANG	P8A0311

Surrogate	Recovery	Control Limits
4-Bromofluorobenzene	104 %	70-130
Dibromofluoromethane	102 %	84-123
Toluene-d8	96 %	76-129

Geosyntec Consultants of NC, PC - Raleigh Project: NCDOT West End, NC
 Attn: Matthew Jenny
 2501 Blue Ridge Road, Ste 430
 Raleigh, NC 27607

Client Sample ID: SB-S-4-5.5-6
 Prism Sample ID: 8010201-30
 Prism Work Order: 8010201
 Time Collected: 01/09/18 17:10
 Time Submitted: 01/12/18 16:40

Sample Matrix: Solid

Parameter	Result	Units	Report Limit	MDL	Dilution Factor	Method	Analysis Date/Time	Analyst	Batch ID
General Chemistry Parameters									
% Solids	91.9	% by Weight	0.100	0.100	1	*SM2540 G	1/18/18 12:00	BJC	P8A0263
Volatile Organic Compounds by GC/MS									
1,1,1,2-Tetrachloroethane	BRL	mg/kg dry	0.0053	0.00043	1	8260B	1/22/18 14:13	ANG	P8A0311
1,1,1-Trichloroethane	BRL	mg/kg dry	0.0053	0.00025	1	8260B	1/22/18 14:13	ANG	P8A0311
1,1,2,2-Tetrachloroethane	BRL	mg/kg dry	0.0053	0.00036	1	8260B	1/22/18 14:13	ANG	P8A0311
1,1,2-Trichloroethane	BRL	mg/kg dry	0.0053	0.00047	1	8260B	1/22/18 14:13	ANG	P8A0311
1,1-Dichloroethane	BRL	mg/kg dry	0.0053	0.00015	1	8260B	1/22/18 14:13	ANG	P8A0311
1,1-Dichloroethylene	BRL	mg/kg dry	0.0053	0.00023	1	8260B	1/22/18 14:13	ANG	P8A0311
1,1-Dichloropropylene	BRL	mg/kg dry	0.0053	0.00029	1	8260B	1/22/18 14:13	ANG	P8A0311
1,2,3-Trichlorobenzene	BRL	mg/kg dry	0.0053	0.00030	1	8260B	1/22/18 14:13	ANG	P8A0311
1,2,3-Trichloropropane	BRL	mg/kg dry	0.0053	0.00067	1	8260B	1/22/18 14:13	ANG	P8A0311
1,2,4-Trichlorobenzene	BRL	mg/kg dry	0.0053	0.00039	1	8260B	1/22/18 14:13	ANG	P8A0311
1,2,4-Trimethylbenzene	BRL	mg/kg dry	0.0053	0.00040	1	8260B	1/22/18 14:13	ANG	P8A0311
1,2-Dibromoethane	BRL	mg/kg dry	0.0053	0.00021	1	8260B	1/22/18 14:13	ANG	P8A0311
1,2-Dichlorobenzene	BRL	mg/kg dry	0.0053	0.00025	1	8260B	1/22/18 14:13	ANG	P8A0311
1,2-Dichloroethane	BRL	mg/kg dry	0.0053	0.00031	1	8260B	1/22/18 14:13	ANG	P8A0311
1,2-Dichloropropane	BRL	mg/kg dry	0.0053	0.00033	1	8260B	1/22/18 14:13	ANG	P8A0311
1,3,5-Trimethylbenzene	BRL	mg/kg dry	0.0053	0.00040	1	8260B	1/22/18 14:13	ANG	P8A0311
1,3-Dichlorobenzene	BRL	mg/kg dry	0.0053	0.00035	1	8260B	1/22/18 14:13	ANG	P8A0311
1,3-Dichloropropane	BRL	mg/kg dry	0.0053	0.00026	1	8260B	1/22/18 14:13	ANG	P8A0311
1,4-Dichlorobenzene	BRL	mg/kg dry	0.0053	0.00021	1	8260B	1/22/18 14:13	ANG	P8A0311
2,2-Dichloropropane	BRL	mg/kg dry	0.0053	0.00025	1	8260B	1/22/18 14:13	ANG	P8A0311
2-Chlorotoluene	BRL	mg/kg dry	0.0053	0.00027	1	8260B	1/22/18 14:13	ANG	P8A0311
4-Chlorotoluene	BRL	mg/kg dry	0.0053	0.00031	1	8260B	1/22/18 14:13	ANG	P8A0311
4-Isopropyltoluene	BRL	mg/kg dry	0.0053	0.00025	1	8260B	1/22/18 14:13	ANG	P8A0311
Acetone	0.033 J	mg/kg dry	0.053	0.0013	1	8260B	1/22/18 14:13	ANG	P8A0311
Benzene	BRL	mg/kg dry	0.0032	0.00031	1	8260B	1/22/18 14:13	ANG	P8A0311
Bromobenzene	BRL	mg/kg dry	0.0053	0.00044	1	8260B	1/22/18 14:13	ANG	P8A0311
Bromochloromethane	BRL	mg/kg dry	0.0053	0.00029	1	8260B	1/22/18 14:13	ANG	P8A0311
Bromodichloromethane	BRL	mg/kg dry	0.0053	0.00029	1	8260B	1/22/18 14:13	ANG	P8A0311
Bromoform	BRL	mg/kg dry	0.0053	0.00060	1	8260B	1/22/18 14:13	ANG	P8A0311
Bromomethane	BRL	mg/kg dry	0.011	0.00065	1	8260B	1/22/18 14:13	ANG	P8A0311
Carbon Tetrachloride	BRL	mg/kg dry	0.0053	0.00026	1	8260B	1/22/18 14:13	ANG	P8A0311
Chlorobenzene	BRL	mg/kg dry	0.0053	0.00028	1	8260B	1/22/18 14:13	ANG	P8A0311
Chloroethane	BRL	mg/kg dry	0.011	0.00044	1	8260B	1/22/18 14:13	ANG	P8A0311
Chloroform	BRL	mg/kg dry	0.0053	0.00038	1	8260B	1/22/18 14:13	ANG	P8A0311
Chloromethane	BRL CCV	mg/kg dry	0.0053	0.00035	1	8260B	1/22/18 14:13	ANG	P8A0311
cis-1,2-Dichloroethylene	BRL	mg/kg dry	0.0053	0.00022	1	8260B	1/22/18 14:13	ANG	P8A0311
cis-1,3-Dichloropropylene	BRL	mg/kg dry	0.0053	0.00018	1	8260B	1/22/18 14:13	ANG	P8A0311
Dibromochloromethane	BRL	mg/kg dry	0.0053	0.00022	1	8260B	1/22/18 14:13	ANG	P8A0311
Dichlorodifluoromethane	BRL	mg/kg dry	0.0053	0.00024	1	8260B	1/22/18 14:13	ANG	P8A0311

This report should not be reproduced, except in its entirety, without the written consent of Prism Laboratories, Inc.

Geosyntec Consultants of NC, PC - Raleigh Project: NCDOT West End, NC
 Attn: Matthew Jenny
 2501 Blue Ridge Road, Ste 430
 Raleigh, NC 27607

Sample Matrix: Solid

Client Sample ID: SB-S-4-5.5-6
 Prism Sample ID: 8010201-30
 Prism Work Order: 8010201
 Time Collected: 01/09/18 17:10
 Time Submitted: 01/12/18 16:40

Parameter	Result	Units	Report Limit	MDL	Dilution Factor	Method	Analysis Date/Time	Analyst	Batch ID
Ethylbenzene	BRL	mg/kg dry	0.0053	0.00020	1	8260B	1/22/18 14:13	ANG	P8A0311
Isopropyl Ether	BRL	mg/kg dry	0.0053	0.00021	1	8260B	1/22/18 14:13	ANG	P8A0311
Isopropylbenzene (Cumene)	BRL	mg/kg dry	0.0053	0.00031	1	8260B	1/22/18 14:13	ANG	P8A0311
m,p-Xylenes	BRL	mg/kg dry	0.011	0.00049	1	8260B	1/22/18 14:13	ANG	P8A0311
Methyl Butyl Ketone (2-Hexanone)	BRL	mg/kg dry	0.053	0.00048	1	8260B	1/22/18 14:13	ANG	P8A0311
Methyl Ethyl Ketone (2-Butanone)	BRL	mg/kg dry	0.11	0.00048	1	8260B	1/22/18 14:13	ANG	P8A0311
Methyl Isobutyl Ketone	BRL	mg/kg dry	0.053	0.00045	1	8260B	1/22/18 14:13	ANG	P8A0311
Methylene Chloride	BRL	mg/kg dry	0.011	0.00030	1	8260B	1/22/18 14:13	ANG	P8A0311
Methyl-tert-Butyl Ether	BRL	mg/kg dry	0.011	0.00017	1	8260B	1/22/18 14:13	ANG	P8A0311
Naphthalene	BRL	mg/kg dry	0.011	0.00017	1	8260B	1/22/18 14:13	ANG	P8A0311
n-Butylbenzene	BRL	mg/kg dry	0.0053	0.00027	1	8260B	1/22/18 14:13	ANG	P8A0311
n-Propylbenzene	BRL	mg/kg dry	0.0053	0.00031	1	8260B	1/22/18 14:13	ANG	P8A0311
o-Xylene	BRL	mg/kg dry	0.0053	0.00022	1	8260B	1/22/18 14:13	ANG	P8A0311
sec-Butylbenzene	BRL	mg/kg dry	0.0053	0.00025	1	8260B	1/22/18 14:13	ANG	P8A0311
Styrene	BRL	mg/kg dry	0.0053	0.00032	1	8260B	1/22/18 14:13	ANG	P8A0311
tert-Butylbenzene	BRL	mg/kg dry	0.0053	0.00018	1	8260B	1/22/18 14:13	ANG	P8A0311
Tetrachloroethylene	BRL	mg/kg dry	0.0053	0.00025	1	8260B	1/22/18 14:13	ANG	P8A0311
Toluene	BRL	mg/kg dry	0.0053	0.00030	1	8260B	1/22/18 14:13	ANG	P8A0311
trans-1,2-Dichloroethylene	BRL	mg/kg dry	0.0053	0.00031	1	8260B	1/22/18 14:13	ANG	P8A0311
trans-1,3-Dichloropropylene	BRL	mg/kg dry	0.0053	0.00028	1	8260B	1/22/18 14:13	ANG	P8A0311
Trichloroethylene	BRL	mg/kg dry	0.0053	0.00034	1	8260B	1/22/18 14:13	ANG	P8A0311
Trichlorofluoromethane	BRL	mg/kg dry	0.0053	0.00034	1	8260B	1/22/18 14:13	ANG	P8A0311
Vinyl acetate	BRL	mg/kg dry	0.026	0.00072	1	8260B	1/22/18 14:13	ANG	P8A0311
Vinyl chloride	BRL	mg/kg dry	0.0053	0.00025	1	8260B	1/22/18 14:13	ANG	P8A0311
Xylenes, total	BRL	mg/kg dry	0.016	0.00099	1	8260B	1/22/18 14:13	ANG	P8A0311

Surrogate	Recovery	Control Limits
4-Bromofluorobenzene	105 %	70-130
Dibromofluoromethane	101 %	84-123
Toluene-d8	94 %	76-129

This report should not be reproduced, except in its entirety, without the written consent of Prism Laboratories, Inc.

Geosyntec Consultants of NC, PC - Raleigh Project: NCDOT West End, NC
 Attn: Matthew Jenny
 2501 Blue Ridge Road, Ste 430
 Raleigh, NC 27607

Client Sample ID: SB-U2-1-8.5-9
 Prism Sample ID: 8010201-31
 Prism Work Order: 8010201
 Time Collected: 01/10/18 08:00
 Time Submitted: 01/12/18 16:40

Sample Matrix: Solid

Parameter	Result	Units	Report Limit	MDL	Dilution Factor	Method	Analysis Date/Time	Analyst	Batch ID
-----------	--------	-------	--------------	-----	-----------------	--------	--------------------	---------	----------

General Chemistry Parameters

% Solids	79.6	% by Weight	0.100	0.100	1	*SM2540 G	1/18/18 12:00	BJC	P8A0263
----------	------	-------------	-------	-------	---	-----------	---------------	-----	---------

Volatile Organic Compounds by GC/MS

1,1,1,2-Tetrachloroethane	BRL	mg/kg dry	0.0058	0.00048	1	8260B	1/20/18 20:37	ANG	P8A0276
1,1,1-Trichloroethane	BRL	mg/kg dry	0.0058	0.00028	1	8260B	1/20/18 20:37	ANG	P8A0276
1,1,2,2-Tetrachloroethane	BRL	mg/kg dry	0.0058	0.00039	1	8260B	1/20/18 20:37	ANG	P8A0276
1,1,2-Trichloroethane	BRL	mg/kg dry	0.0058	0.00051	1	8260B	1/20/18 20:37	ANG	P8A0276
1,1-Dichloroethane	BRL	mg/kg dry	0.0058	0.00016	1	8260B	1/20/18 20:37	ANG	P8A0276
1,1-Dichloroethylene	BRL	mg/kg dry	0.0058	0.00026	1	8260B	1/20/18 20:37	ANG	P8A0276
1,1-Dichloropropylene	BRL	mg/kg dry	0.0058	0.00032	1	8260B	1/20/18 20:37	ANG	P8A0276
1,2,3-Trichlorobenzene	BRL	mg/kg dry	0.0058	0.00033	1	8260B	1/20/18 20:37	ANG	P8A0276
1,2,3-Trichloropropane	BRL	mg/kg dry	0.0058	0.00074	1	8260B	1/20/18 20:37	ANG	P8A0276
1,2,4-Trichlorobenzene	BRL	mg/kg dry	0.0058	0.00043	1	8260B	1/20/18 20:37	ANG	P8A0276
1,2,4-Trimethylbenzene	BRL	mg/kg dry	0.0058	0.00044	1	8260B	1/20/18 20:37	ANG	P8A0276
1,2-Dibromoethane	BRL	mg/kg dry	0.0058	0.00023	1	8260B	1/20/18 20:37	ANG	P8A0276
1,2-Dichlorobenzene	BRL	mg/kg dry	0.0058	0.00027	1	8260B	1/20/18 20:37	ANG	P8A0276
1,2-Dichloroethane	BRL	mg/kg dry	0.0058	0.00035	1	8260B	1/20/18 20:37	ANG	P8A0276
1,2-Dichloropropane	BRL	mg/kg dry	0.0058	0.00036	1	8260B	1/20/18 20:37	ANG	P8A0276
1,3,5-Trimethylbenzene	BRL	mg/kg dry	0.0058	0.00044	1	8260B	1/20/18 20:37	ANG	P8A0276
1,3-Dichlorobenzene	BRL	mg/kg dry	0.0058	0.00038	1	8260B	1/20/18 20:37	ANG	P8A0276
1,3-Dichloropropane	BRL	mg/kg dry	0.0058	0.00029	1	8260B	1/20/18 20:37	ANG	P8A0276
1,4-Dichlorobenzene	BRL	mg/kg dry	0.0058	0.00023	1	8260B	1/20/18 20:37	ANG	P8A0276
2,2-Dichloropropane	BRL	mg/kg dry	0.0058	0.00028	1	8260B	1/20/18 20:37	ANG	P8A0276
2-Chlorotoluene	BRL	mg/kg dry	0.0058	0.00030	1	8260B	1/20/18 20:37	ANG	P8A0276
4-Chlorotoluene	BRL	mg/kg dry	0.0058	0.00035	1	8260B	1/20/18 20:37	ANG	P8A0276
4-Isopropyltoluene	BRL	mg/kg dry	0.0058	0.00028	1	8260B	1/20/18 20:37	ANG	P8A0276
Acetone	0.048 J	mg/kg dry	0.058	0.0014	1	8260B	1/20/18 20:37	ANG	P8A0276
Benzene	BRL	mg/kg dry	0.0035	0.00034	1	8260B	1/20/18 20:37	ANG	P8A0276
Bromobenzene	BRL	mg/kg dry	0.0058	0.00048	1	8260B	1/20/18 20:37	ANG	P8A0276
Bromochloromethane	BRL	mg/kg dry	0.0058	0.00032	1	8260B	1/20/18 20:37	ANG	P8A0276
Bromodichloromethane	BRL	mg/kg dry	0.0058	0.00032	1	8260B	1/20/18 20:37	ANG	P8A0276
Bromoform	BRL	mg/kg dry	0.0058	0.00066	1	8260B	1/20/18 20:37	ANG	P8A0276
Bromomethane	BRL	mg/kg dry	0.012	0.00072	1	8260B	1/20/18 20:37	ANG	P8A0276
Carbon Tetrachloride	BRL	mg/kg dry	0.0058	0.00029	1	8260B	1/20/18 20:37	ANG	P8A0276
Chlorobenzene	BRL	mg/kg dry	0.0058	0.00031	1	8260B	1/20/18 20:37	ANG	P8A0276
Chloroethane	BRL	mg/kg dry	0.012	0.00048	1	8260B	1/20/18 20:37	ANG	P8A0276
Chloroform	BRL	mg/kg dry	0.0058	0.00042	1	8260B	1/20/18 20:37	ANG	P8A0276
Chloromethane	BRL	mg/kg dry	0.0058	0.00039	1	8260B	1/20/18 20:37	ANG	P8A0276
cis-1,2-Dichloroethylene	BRL	mg/kg dry	0.0058	0.00025	1	8260B	1/20/18 20:37	ANG	P8A0276
cis-1,3-Dichloropropylene	BRL	mg/kg dry	0.0058	0.00020	1	8260B	1/20/18 20:37	ANG	P8A0276
Dibromochloromethane	BRL	mg/kg dry	0.0058	0.00024	1	8260B	1/20/18 20:37	ANG	P8A0276
Dichlorodifluoromethane	BRL	mg/kg dry	0.0058	0.00026	1	8260B	1/20/18 20:37	ANG	P8A0276

This report should not be reproduced, except in its entirety, without the written consent of Prism Laboratories, Inc.

Geosyntec Consultants of NC, PC - Raleigh Project: NCDOT West End, NC
 Attn: Matthew Jenny
 2501 Blue Ridge Road, Ste 430
 Raleigh, NC 27607

Sample Matrix: Solid

Client Sample ID: SB-U2-1-8.5-9
 Prism Sample ID: 8010201-31
 Prism Work Order: 8010201
 Time Collected: 01/10/18 08:00
 Time Submitted: 01/12/18 16:40

Parameter	Result	Units	Report Limit	MDL	Dilution Factor	Method	Analysis Date/Time	Analyst	Batch ID
Ethylbenzene	BRL	mg/kg dry	0.0058	0.00022	1	8260B	1/20/18 20:37	ANG	P8A0276
Isopropyl Ether	BRL	mg/kg dry	0.0058	0.00024	1	8260B	1/20/18 20:37	ANG	P8A0276
Isopropylbenzene (Cumene)	BRL	mg/kg dry	0.0058	0.00034	1	8260B	1/20/18 20:37	ANG	P8A0276
m,p-Xylenes	BRL	mg/kg dry	0.012	0.00054	1	8260B	1/20/18 20:37	ANG	P8A0276
Methyl Butyl Ketone (2-Hexanone)	BRL	mg/kg dry	0.058	0.00053	1	8260B	1/20/18 20:37	ANG	P8A0276
Methyl Ethyl Ketone (2-Butanone)	BRL	mg/kg dry	0.12	0.00053	1	8260B	1/20/18 20:37	ANG	P8A0276
Methyl Isobutyl Ketone	BRL	mg/kg dry	0.058	0.00049	1	8260B	1/20/18 20:37	ANG	P8A0276
Methylene Chloride	BRL	mg/kg dry	0.012	0.00033	1	8260B	1/20/18 20:37	ANG	P8A0276
Methyl-tert-Butyl Ether	BRL	mg/kg dry	0.012	0.00019	1	8260B	1/20/18 20:37	ANG	P8A0276
Naphthalene	BRL	mg/kg dry	0.012	0.00018	1	8260B	1/20/18 20:37	ANG	P8A0276
n-Butylbenzene	BRL	mg/kg dry	0.0058	0.00030	1	8260B	1/20/18 20:37	ANG	P8A0276
n-Propylbenzene	BRL	mg/kg dry	0.0058	0.00034	1	8260B	1/20/18 20:37	ANG	P8A0276
o-Xylene	BRL	mg/kg dry	0.0058	0.00024	1	8260B	1/20/18 20:37	ANG	P8A0276
sec-Butylbenzene	BRL	mg/kg dry	0.0058	0.00028	1	8260B	1/20/18 20:37	ANG	P8A0276
Styrene	BRL	mg/kg dry	0.0058	0.00035	1	8260B	1/20/18 20:37	ANG	P8A0276
tert-Butylbenzene	BRL	mg/kg dry	0.0058	0.00020	1	8260B	1/20/18 20:37	ANG	P8A0276
Tetrachloroethylene	BRL	mg/kg dry	0.0058	0.00028	1	8260B	1/20/18 20:37	ANG	P8A0276
Toluene	BRL	mg/kg dry	0.0058	0.00033	1	8260B	1/20/18 20:37	ANG	P8A0276
trans-1,2-Dichloroethylene	BRL	mg/kg dry	0.0058	0.00035	1	8260B	1/20/18 20:37	ANG	P8A0276
trans-1,3-Dichloropropylene	BRL	mg/kg dry	0.0058	0.00031	1	8260B	1/20/18 20:37	ANG	P8A0276
Trichloroethylene	BRL	mg/kg dry	0.0058	0.00038	1	8260B	1/20/18 20:37	ANG	P8A0276
Trichlorofluoromethane	BRL	mg/kg dry	0.0058	0.00038	1	8260B	1/20/18 20:37	ANG	P8A0276
Vinyl acetate	BRL	mg/kg dry	0.029	0.00080	1	8260B	1/20/18 20:37	ANG	P8A0276
Vinyl chloride	BRL	mg/kg dry	0.0058	0.00028	1	8260B	1/20/18 20:37	ANG	P8A0276
Xylenes, total	BRL	mg/kg dry	0.017	0.0011	1	8260B	1/20/18 20:37	ANG	P8A0276
						Surrogate	Recovery	Control Limits	
						4-Bromofluorobenzene	102 %	70-130	
						Dibromofluoromethane	103 %	84-123	
						Toluene-d8	96 %	76-129	

Geosyntec Consultants of NC, PC - Raleigh Project: NCDOT West End, NC
 Attn: Matthew Jenny
 2501 Blue Ridge Road, Ste 430
 Raleigh, NC 27607

Sample Matrix: Solid

Client Sample ID: SB-U1-1-1-1.5
 Prism Sample ID: 8010201-32
 Prism Work Order: 8010201
 Time Collected: 01/10/18 08:30
 Time Submitted: 01/12/18 16:40

Parameter	Result	Units	Report Limit	MDL	Dilution Factor	Method	Analysis Date/Time	Analyst	Batch ID
-----------	--------	-------	--------------	-----	-----------------	--------	--------------------	---------	----------

General Chemistry Parameters

% Solids	87.0	% by Weight	0.100	0.100	1	*SM2540 G	1/18/18 12:00	BJC	P8A0263
----------	------	-------------	-------	-------	---	-----------	---------------	-----	---------

Volatile Organic Compounds by GC/MS

1,1,1,2-Tetrachloroethane	BRL	mg/kg dry	0.0052	0.00043	1	8260B	1/20/18 21:04	ANG	P8A0276
1,1,1-Trichloroethane	BRL	mg/kg dry	0.0052	0.00025	1	8260B	1/20/18 21:04	ANG	P8A0276
1,1,2,2-Tetrachloroethane	BRL	mg/kg dry	0.0052	0.00035	1	8260B	1/20/18 21:04	ANG	P8A0276
1,1,2-Trichloroethane	BRL	mg/kg dry	0.0052	0.00046	1	8260B	1/20/18 21:04	ANG	P8A0276
1,1-Dichloroethane	BRL	mg/kg dry	0.0052	0.00015	1	8260B	1/20/18 21:04	ANG	P8A0276
1,1-Dichloroethylene	BRL	mg/kg dry	0.0052	0.00023	1	8260B	1/20/18 21:04	ANG	P8A0276
1,1-Dichloropropylene	BRL	mg/kg dry	0.0052	0.00029	1	8260B	1/20/18 21:04	ANG	P8A0276
1,2,3-Trichlorobenzene	BRL	mg/kg dry	0.0052	0.00030	1	8260B	1/20/18 21:04	ANG	P8A0276
1,2,3-Trichloropropane	BRL	mg/kg dry	0.0052	0.00067	1	8260B	1/20/18 21:04	ANG	P8A0276
1,2,4-Trichlorobenzene	BRL	mg/kg dry	0.0052	0.00039	1	8260B	1/20/18 21:04	ANG	P8A0276
1,2,4-Trimethylbenzene	BRL	mg/kg dry	0.0052	0.00040	1	8260B	1/20/18 21:04	ANG	P8A0276
1,2-Dibromoethane	BRL	mg/kg dry	0.0052	0.00021	1	8260B	1/20/18 21:04	ANG	P8A0276
1,2-Dichlorobenzene	BRL	mg/kg dry	0.0052	0.00025	1	8260B	1/20/18 21:04	ANG	P8A0276
1,2-Dichloroethane	BRL	mg/kg dry	0.0052	0.00031	1	8260B	1/20/18 21:04	ANG	P8A0276
1,2-Dichloropropane	BRL	mg/kg dry	0.0052	0.00032	1	8260B	1/20/18 21:04	ANG	P8A0276
1,3,5-Trimethylbenzene	BRL	mg/kg dry	0.0052	0.00039	1	8260B	1/20/18 21:04	ANG	P8A0276
1,3-Dichlorobenzene	BRL	mg/kg dry	0.0052	0.00035	1	8260B	1/20/18 21:04	ANG	P8A0276
1,3-Dichloropropane	BRL	mg/kg dry	0.0052	0.00026	1	8260B	1/20/18 21:04	ANG	P8A0276
1,4-Dichlorobenzene	BRL	mg/kg dry	0.0052	0.00021	1	8260B	1/20/18 21:04	ANG	P8A0276
2,2-Dichloropropane	BRL	mg/kg dry	0.0052	0.00025	1	8260B	1/20/18 21:04	ANG	P8A0276
2-Chlorotoluene	BRL	mg/kg dry	0.0052	0.00027	1	8260B	1/20/18 21:04	ANG	P8A0276
4-Chlorotoluene	BRL	mg/kg dry	0.0052	0.00031	1	8260B	1/20/18 21:04	ANG	P8A0276
4-Isopropyltoluene	BRL	mg/kg dry	0.0052	0.00025	1	8260B	1/20/18 21:04	ANG	P8A0276
Acetone	0.075	mg/kg dry	0.052	0.0013	1	8260B	1/20/18 21:04	ANG	P8A0276
Benzene	BRL	mg/kg dry	0.0031	0.00030	1	8260B	1/20/18 21:04	ANG	P8A0276
Bromobenzene	BRL	mg/kg dry	0.0052	0.00044	1	8260B	1/20/18 21:04	ANG	P8A0276
Bromochloromethane	BRL	mg/kg dry	0.0052	0.00029	1	8260B	1/20/18 21:04	ANG	P8A0276
Bromodichloromethane	BRL	mg/kg dry	0.0052	0.00029	1	8260B	1/20/18 21:04	ANG	P8A0276
Bromoform	BRL	mg/kg dry	0.0052	0.00059	1	8260B	1/20/18 21:04	ANG	P8A0276
Bromomethane	BRL	mg/kg dry	0.010	0.00064	1	8260B	1/20/18 21:04	ANG	P8A0276
Carbon Tetrachloride	BRL	mg/kg dry	0.0052	0.00026	1	8260B	1/20/18 21:04	ANG	P8A0276
Chlorobenzene	BRL	mg/kg dry	0.0052	0.00028	1	8260B	1/20/18 21:04	ANG	P8A0276
Chloroethane	BRL	mg/kg dry	0.010	0.00044	1	8260B	1/20/18 21:04	ANG	P8A0276
Chloroform	BRL	mg/kg dry	0.0052	0.00038	1	8260B	1/20/18 21:04	ANG	P8A0276
Chloromethane	BRL	mg/kg dry	0.0052	0.00035	1	8260B	1/20/18 21:04	ANG	P8A0276
cis-1,2-Dichloroethylene	BRL	mg/kg dry	0.0052	0.00022	1	8260B	1/20/18 21:04	ANG	P8A0276
cis-1,3-Dichloropropylene	BRL	mg/kg dry	0.0052	0.00018	1	8260B	1/20/18 21:04	ANG	P8A0276
Dibromochloromethane	BRL	mg/kg dry	0.0052	0.00021	1	8260B	1/20/18 21:04	ANG	P8A0276
Dichlorodifluoromethane	BRL	mg/kg dry	0.0052	0.00024	1	8260B	1/20/18 21:04	ANG	P8A0276

Geosyntec Consultants of NC, PC - Raleigh Project: NCDOT West End, NC
 Attn: Matthew Jenny
 2501 Blue Ridge Road, Ste 430
 Raleigh, NC 27607

Client Sample ID: SB-U1-1-1-1.5
 Prism Sample ID: 8010201-32
 Prism Work Order: 8010201
 Time Collected: 01/10/18 08:30
 Time Submitted: 01/12/18 16:40

Sample Matrix: Solid

Parameter	Result	Units	Report Limit	MDL	Dilution Factor	Method	Analysis Date/Time	Analyst	Batch ID
Ethylbenzene	BRL	mg/kg dry	0.0052	0.00020	1	8260B	1/20/18 21:04	ANG	P8A0276
Isopropyl Ether	BRL	mg/kg dry	0.0052	0.00021	1	8260B	1/20/18 21:04	ANG	P8A0276
Isopropylbenzene (Cumene)	BRL	mg/kg dry	0.0052	0.00031	1	8260B	1/20/18 21:04	ANG	P8A0276
m,p-Xylenes	BRL	mg/kg dry	0.010	0.00048	1	8260B	1/20/18 21:04	ANG	P8A0276
Methyl Butyl Ketone (2-Hexanone)	BRL	mg/kg dry	0.052	0.00047	1	8260B	1/20/18 21:04	ANG	P8A0276
Methyl Ethyl Ketone (2-Butanone)	BRL	mg/kg dry	0.10	0.00047	1	8260B	1/20/18 21:04	ANG	P8A0276
Methyl Isobutyl Ketone	BRL	mg/kg dry	0.052	0.00044	1	8260B	1/20/18 21:04	ANG	P8A0276
Methylene Chloride	BRL	mg/kg dry	0.010	0.00029	1	8260B	1/20/18 21:04	ANG	P8A0276
Methyl-tert-Butyl Ether	BRL	mg/kg dry	0.010	0.00017	1	8260B	1/20/18 21:04	ANG	P8A0276
Naphthalene	BRL	mg/kg dry	0.010	0.00016	1	8260B	1/20/18 21:04	ANG	P8A0276
n-Butylbenzene	BRL	mg/kg dry	0.0052	0.00027	1	8260B	1/20/18 21:04	ANG	P8A0276
n-Propylbenzene	BRL	mg/kg dry	0.0052	0.00031	1	8260B	1/20/18 21:04	ANG	P8A0276
o-Xylene	BRL	mg/kg dry	0.0052	0.00021	1	8260B	1/20/18 21:04	ANG	P8A0276
sec-Butylbenzene	BRL	mg/kg dry	0.0052	0.00025	1	8260B	1/20/18 21:04	ANG	P8A0276
Styrene	BRL	mg/kg dry	0.0052	0.00031	1	8260B	1/20/18 21:04	ANG	P8A0276
tert-Butylbenzene	BRL	mg/kg dry	0.0052	0.00018	1	8260B	1/20/18 21:04	ANG	P8A0276
Tetrachloroethylene	BRL	mg/kg dry	0.0052	0.00025	1	8260B	1/20/18 21:04	ANG	P8A0276
Toluene	BRL	mg/kg dry	0.0052	0.00030	1	8260B	1/20/18 21:04	ANG	P8A0276
trans-1,2-Dichloroethylene	BRL	mg/kg dry	0.0052	0.00031	1	8260B	1/20/18 21:04	ANG	P8A0276
trans-1,3-Dichloropropylene	BRL	mg/kg dry	0.0052	0.00027	1	8260B	1/20/18 21:04	ANG	P8A0276
Trichloroethylene	BRL	mg/kg dry	0.0052	0.00034	1	8260B	1/20/18 21:04	ANG	P8A0276
Trichlorofluoromethane	BRL	mg/kg dry	0.0052	0.00034	1	8260B	1/20/18 21:04	ANG	P8A0276
Vinyl acetate	BRL	mg/kg dry	0.026	0.00071	1	8260B	1/20/18 21:04	ANG	P8A0276
Vinyl chloride	BRL	mg/kg dry	0.0052	0.00025	1	8260B	1/20/18 21:04	ANG	P8A0276
Xylenes, total	BRL	mg/kg dry	0.016	0.00098	1	8260B	1/20/18 21:04	ANG	P8A0276
						Surrogate	Recovery	Control Limits	
						4-Bromofluorobenzene	101 %	70-130	
						Dibromofluoromethane	103 %	84-123	
						Toluene-d8	96 %	76-129	

Geosyntec Consultants of NC, PC - Raleigh Project: NCDOT West End, NC
Attn: Matthew Jenny
2501 Blue Ridge Road, Ste 430
Raleigh, NC 27607

Sample Matrix: Solid

Client Sample ID: SB-U4-1-6-6.5
Prism Sample ID: 8010201-33
Prism Work Order: 8010201
Time Collected: 01/10/18 08:50
Time Submitted: 01/12/18 16:40

Parameter	Result	Units	Report Limit	MDL	Dilution Factor	Method	Analysis Date/Time	Analyst	Batch ID
General Chemistry Parameters									
% Solids	92.9	% by Weight	0.100	0.100	1	*SM2540 G	1/18/18 12:00	BJC	P8A0263
Volatile Organic Compounds by GC/MS									
1,1,1,2-Tetrachloroethane	BRL	mg/kg dry	0.0041	0.00034	1	8260B	1/20/18 21:32	ANG	P8A0276
1,1,1-Trichloroethane	BRL	mg/kg dry	0.0041	0.00020	1	8260B	1/20/18 21:32	ANG	P8A0276
1,1,2,2-Tetrachloroethane	BRL	mg/kg dry	0.0041	0.00028	1	8260B	1/20/18 21:32	ANG	P8A0276
1,1,2-Trichloroethane	BRL	mg/kg dry	0.0041	0.00036	1	8260B	1/20/18 21:32	ANG	P8A0276
1,1-Dichloroethane	BRL	mg/kg dry	0.0041	0.00011	1	8260B	1/20/18 21:32	ANG	P8A0276
1,1-Dichloroethylene	BRL	mg/kg dry	0.0041	0.00018	1	8260B	1/20/18 21:32	ANG	P8A0276
1,1-Dichloropropylene	BRL	mg/kg dry	0.0041	0.00022	1	8260B	1/20/18 21:32	ANG	P8A0276
1,2,3-Trichlorobenzene	BRL	mg/kg dry	0.0041	0.00023	1	8260B	1/20/18 21:32	ANG	P8A0276
1,2,3-Trichloropropane	BRL	mg/kg dry	0.0041	0.00052	1	8260B	1/20/18 21:32	ANG	P8A0276
1,2,4-Trichlorobenzene	BRL	mg/kg dry	0.0041	0.00030	1	8260B	1/20/18 21:32	ANG	P8A0276
1,2,4-Trimethylbenzene	0.011	mg/kg dry	0.0041	0.00031	1	8260B	1/20/18 21:32	ANG	P8A0276
1,2-Dibromoethane	BRL	mg/kg dry	0.0041	0.00016	1	8260B	1/20/18 21:32	ANG	P8A0276
1,2-Dichlorobenzene	BRL	mg/kg dry	0.0041	0.00019	1	8260B	1/20/18 21:32	ANG	P8A0276
1,2-Dichloroethane	BRL	mg/kg dry	0.0041	0.00024	1	8260B	1/20/18 21:32	ANG	P8A0276
1,2-Dichloropropane	BRL	mg/kg dry	0.0041	0.00025	1	8260B	1/20/18 21:32	ANG	P8A0276
1,3,5-Trimethylbenzene	0.0048	mg/kg dry	0.0041	0.00031	1	8260B	1/20/18 21:32	ANG	P8A0276
1,3-Dichlorobenzene	BRL	mg/kg dry	0.0041	0.00027	1	8260B	1/20/18 21:32	ANG	P8A0276
1,3-Dichloropropane	BRL	mg/kg dry	0.0041	0.00020	1	8260B	1/20/18 21:32	ANG	P8A0276
1,4-Dichlorobenzene	BRL	mg/kg dry	0.0041	0.00016	1	8260B	1/20/18 21:32	ANG	P8A0276
2,2-Dichloropropane	BRL	mg/kg dry	0.0041	0.00019	1	8260B	1/20/18 21:32	ANG	P8A0276
2-Chlorotoluene	BRL	mg/kg dry	0.0041	0.00021	1	8260B	1/20/18 21:32	ANG	P8A0276
4-Chlorotoluene	BRL	mg/kg dry	0.0041	0.00024	1	8260B	1/20/18 21:32	ANG	P8A0276
4-Isopropyltoluene	BRL	mg/kg dry	0.0041	0.00020	1	8260B	1/20/18 21:32	ANG	P8A0276
Acetone	0.032 J	mg/kg dry	0.041	0.00099	1	8260B	1/20/18 21:32	ANG	P8A0276
Benzene	BRL	mg/kg dry	0.0024	0.00024	1	8260B	1/20/18 21:32	ANG	P8A0276
Bromobenzene	BRL	mg/kg dry	0.0041	0.00034	1	8260B	1/20/18 21:32	ANG	P8A0276
Bromochloromethane	BRL	mg/kg dry	0.0041	0.00022	1	8260B	1/20/18 21:32	ANG	P8A0276
Bromodichloromethane	BRL	mg/kg dry	0.0041	0.00023	1	8260B	1/20/18 21:32	ANG	P8A0276
Bromoform	BRL	mg/kg dry	0.0041	0.00046	1	8260B	1/20/18 21:32	ANG	P8A0276
Bromomethane	BRL	mg/kg dry	0.0082	0.00050	1	8260B	1/20/18 21:32	ANG	P8A0276
Carbon Tetrachloride	BRL	mg/kg dry	0.0041	0.00020	1	8260B	1/20/18 21:32	ANG	P8A0276
Chlorobenzene	BRL	mg/kg dry	0.0041	0.00022	1	8260B	1/20/18 21:32	ANG	P8A0276
Chloroethane	BRL	mg/kg dry	0.0082	0.00034	1	8260B	1/20/18 21:32	ANG	P8A0276
Chloroform	BRL	mg/kg dry	0.0041	0.00029	1	8260B	1/20/18 21:32	ANG	P8A0276
Chloromethane	BRL	mg/kg dry	0.0041	0.00027	1	8260B	1/20/18 21:32	ANG	P8A0276
cis-1,2-Dichloroethylene	BRL	mg/kg dry	0.0041	0.00017	1	8260B	1/20/18 21:32	ANG	P8A0276
cis-1,3-Dichloropropylene	BRL	mg/kg dry	0.0041	0.00014	1	8260B	1/20/18 21:32	ANG	P8A0276
Dibromochloromethane	BRL	mg/kg dry	0.0041	0.00017	1	8260B	1/20/18 21:32	ANG	P8A0276
Dichlorodifluoromethane	BRL	mg/kg dry	0.0041	0.00019	1	8260B	1/20/18 21:32	ANG	P8A0276

This report should not be reproduced, except in its entirety, without the written consent of Prism Laboratories, Inc.

Geosyntec Consultants of NC, PC - Raleigh Project: NCDOT West End, NC
 Attn: Matthew Jenny
 2501 Blue Ridge Road, Ste 430
 Raleigh, NC 27607

Client Sample ID: SB-U4-1-6-6.5
 Prism Sample ID: 8010201-33
 Prism Work Order: 8010201
 Time Collected: 01/10/18 08:50
 Time Submitted: 01/12/18 16:40

Sample Matrix: Solid

Parameter	Result	Units	Report Limit	MDL	Dilution Factor	Method	Analysis Date/Time	Analyst	Batch ID
Ethylbenzene	0.0024 J	mg/kg dry	0.0041	0.00016	1	8260B	1/20/18 21:32	ANG	P8A0276
Isopropyl Ether	BRL	mg/kg dry	0.0041	0.00017	1	8260B	1/20/18 21:32	ANG	P8A0276
Isopropylbenzene (Cumene)	BRL	mg/kg dry	0.0041	0.00024	1	8260B	1/20/18 21:32	ANG	P8A0276
m,p-Xylenes	0.0070 J	mg/kg dry	0.0082	0.00038	1	8260B	1/20/18 21:32	ANG	P8A0276
Methyl Butyl Ketone (2-Hexanone)	BRL	mg/kg dry	0.041	0.00037	1	8260B	1/20/18 21:32	ANG	P8A0276
Methyl Ethyl Ketone (2-Butanone)	BRL	mg/kg dry	0.082	0.00037	1	8260B	1/20/18 21:32	ANG	P8A0276
Methyl Isobutyl Ketone	BRL	mg/kg dry	0.041	0.00035	1	8260B	1/20/18 21:32	ANG	P8A0276
Methylene Chloride	BRL	mg/kg dry	0.0082	0.00023	1	8260B	1/20/18 21:32	ANG	P8A0276
Methyl-tert-Butyl Ether	BRL	mg/kg dry	0.0082	0.00013	1	8260B	1/20/18 21:32	ANG	P8A0276
Naphthalene	See 8260ML	mg/kg dry	0.0082	0.00013	1	8260B	1/20/18 21:32	ANG	P8A0276
n-Butylbenzene	BRL	mg/kg dry	0.0041	0.00021	1	8260B	1/20/18 21:32	ANG	P8A0276
n-Propylbenzene	BRL	mg/kg dry	0.0041	0.00024	1	8260B	1/20/18 21:32	ANG	P8A0276
o-Xylene	0.0065	mg/kg dry	0.0041	0.00017	1	8260B	1/20/18 21:32	ANG	P8A0276
sec-Butylbenzene	BRL	mg/kg dry	0.0041	0.00020	1	8260B	1/20/18 21:32	ANG	P8A0276
Styrene	0.0027 J	mg/kg dry	0.0041	0.00025	1	8260B	1/20/18 21:32	ANG	P8A0276
tert-Butylbenzene	BRL	mg/kg dry	0.0041	0.00014	1	8260B	1/20/18 21:32	ANG	P8A0276
Tetrachloroethylene	BRL	mg/kg dry	0.0041	0.00019	1	8260B	1/20/18 21:32	ANG	P8A0276
Toluene	0.0036 J	mg/kg dry	0.0041	0.00023	1	8260B	1/20/18 21:32	ANG	P8A0276
trans-1,2-Dichloroethylene	BRL	mg/kg dry	0.0041	0.00024	1	8260B	1/20/18 21:32	ANG	P8A0276
trans-1,3-Dichloropropylene	BRL	mg/kg dry	0.0041	0.00021	1	8260B	1/20/18 21:32	ANG	P8A0276
Trichloroethylene	BRL	mg/kg dry	0.0041	0.00026	1	8260B	1/20/18 21:32	ANG	P8A0276
Trichlorofluoromethane	BRL	mg/kg dry	0.0041	0.00026	1	8260B	1/20/18 21:32	ANG	P8A0276
Vinyl acetate	BRL	mg/kg dry	0.020	0.00056	1	8260B	1/20/18 21:32	ANG	P8A0276
Vinyl chloride	BRL	mg/kg dry	0.0041	0.00020	1	8260B	1/20/18 21:32	ANG	P8A0276
Xylenes, total	0.013	mg/kg dry	0.012	0.00076	1	8260B	1/20/18 21:32	ANG	P8A0276

Surrogate	Recovery	Control Limits
4-Bromofluorobenzene	105 %	70-130
Dibromofluoromethane	107 %	84-123
Toluene-d8	97 %	76-129

Volatile Organic Compounds by GC/MS (Medium Level)

Parameter	Result	Units	Report Limit	MDL	Dilution Factor	Method	Analysis Date/Time	Analyst	Batch ID
Naphthalene	60	mg/kg dry	5.2	0.40	500	8260B	1/23/18 12:22	ANG	P8A0330
			Surrogate			Recovery		Control Limits	
			4-Bromofluorobenzene			99 %		70-130	
			Dibromofluoromethane			98 %		70-130	
			Toluene-d8			92 %		70-130	

Geosyntec Consultants of NC, PC - Raleigh Project: NCDOT West End, NC
 Attn: Matthew Jenny
 2501 Blue Ridge Road, Ste 430
 Raleigh, NC 27607

Client Sample ID: SB-U5-1-7.5-8
 Prism Sample ID: 8010201-34
 Prism Work Order: 8010201
 Time Collected: 01/10/18 09:15
 Time Submitted: 01/12/18 16:40

Sample Matrix: Solid

Parameter	Result	Units	Report Limit	MDL	Dilution Factor	Method	Analysis Date/Time	Analyst	Batch ID
-----------	--------	-------	--------------	-----	-----------------	--------	--------------------	---------	----------

General Chemistry Parameters

% Solids	80.8	% by Weight	0.100	0.100	1	*SM2540 G	1/18/18 12:00	BJC	P8A0263
----------	------	-------------	-------	-------	---	-----------	---------------	-----	---------

Volatile Organic Compounds by GC/MS

1,1,1,2-Tetrachloroethane	BRL	mg/kg dry	0.0058	0.00047	1	8260B	1/22/18 14:41	ANG	P8A0311
1,1,1-Trichloroethane	BRL	mg/kg dry	0.0058	0.00028	1	8260B	1/22/18 14:41	ANG	P8A0311
1,1,2,2-Tetrachloroethane	BRL	mg/kg dry	0.0058	0.00039	1	8260B	1/22/18 14:41	ANG	P8A0311
1,1,2-Trichloroethane	BRL	mg/kg dry	0.0058	0.00051	1	8260B	1/22/18 14:41	ANG	P8A0311
1,1-Dichloroethane	BRL	mg/kg dry	0.0058	0.00016	1	8260B	1/22/18 14:41	ANG	P8A0311
1,1-Dichloroethylene	BRL	mg/kg dry	0.0058	0.00025	1	8260B	1/22/18 14:41	ANG	P8A0311
1,1-Dichloropropylene	BRL	mg/kg dry	0.0058	0.00032	1	8260B	1/22/18 14:41	ANG	P8A0311
1,2,3-Trichlorobenzene	BRL	mg/kg dry	0.0058	0.00033	1	8260B	1/22/18 14:41	ANG	P8A0311
1,2,3-Trichloropropane	BRL	mg/kg dry	0.0058	0.00073	1	8260B	1/22/18 14:41	ANG	P8A0311
1,2,4-Trichlorobenzene	BRL	mg/kg dry	0.0058	0.00043	1	8260B	1/22/18 14:41	ANG	P8A0311
1,2,4-Trimethylbenzene	BRL	mg/kg dry	0.0058	0.00044	1	8260B	1/22/18 14:41	ANG	P8A0311
1,2-Dibromoethane	BRL	mg/kg dry	0.0058	0.00023	1	8260B	1/22/18 14:41	ANG	P8A0311
1,2-Dichlorobenzene	BRL	mg/kg dry	0.0058	0.00027	1	8260B	1/22/18 14:41	ANG	P8A0311
1,2-Dichloroethane	BRL	mg/kg dry	0.0058	0.00034	1	8260B	1/22/18 14:41	ANG	P8A0311
1,2-Dichloropropane	BRL	mg/kg dry	0.0058	0.00036	1	8260B	1/22/18 14:41	ANG	P8A0311
1,3,5-Trimethylbenzene	BRL	mg/kg dry	0.0058	0.00043	1	8260B	1/22/18 14:41	ANG	P8A0311
1,3-Dichlorobenzene	BRL	mg/kg dry	0.0058	0.00038	1	8260B	1/22/18 14:41	ANG	P8A0311
1,3-Dichloropropane	BRL	mg/kg dry	0.0058	0.00029	1	8260B	1/22/18 14:41	ANG	P8A0311
1,4-Dichlorobenzene	BRL	mg/kg dry	0.0058	0.00023	1	8260B	1/22/18 14:41	ANG	P8A0311
2,2-Dichloropropane	BRL	mg/kg dry	0.0058	0.00027	1	8260B	1/22/18 14:41	ANG	P8A0311
2-Chlorotoluene	BRL	mg/kg dry	0.0058	0.00030	1	8260B	1/22/18 14:41	ANG	P8A0311
4-Chlorotoluene	BRL	mg/kg dry	0.0058	0.00034	1	8260B	1/22/18 14:41	ANG	P8A0311
4-Isopropyltoluene	BRL	mg/kg dry	0.0058	0.00028	1	8260B	1/22/18 14:41	ANG	P8A0311
Acetone	BRL	mg/kg dry	0.058	0.0014	1	8260B	1/22/18 14:41	ANG	P8A0311
Benzene	BRL	mg/kg dry	0.0035	0.00033	1	8260B	1/22/18 14:41	ANG	P8A0311
Bromobenzene	BRL	mg/kg dry	0.0058	0.00048	1	8260B	1/22/18 14:41	ANG	P8A0311
Bromochloromethane	BRL	mg/kg dry	0.0058	0.00032	1	8260B	1/22/18 14:41	ANG	P8A0311
Bromodichloromethane	BRL	mg/kg dry	0.0058	0.00032	1	8260B	1/22/18 14:41	ANG	P8A0311
Bromoform	BRL	mg/kg dry	0.0058	0.00065	1	8260B	1/22/18 14:41	ANG	P8A0311
Bromomethane	BRL	mg/kg dry	0.012	0.00071	1	8260B	1/22/18 14:41	ANG	P8A0311
Carbon Tetrachloride	BRL	mg/kg dry	0.0058	0.00029	1	8260B	1/22/18 14:41	ANG	P8A0311
Chlorobenzene	BRL	mg/kg dry	0.0058	0.00030	1	8260B	1/22/18 14:41	ANG	P8A0311
Chloroethane	BRL	mg/kg dry	0.012	0.00048	1	8260B	1/22/18 14:41	ANG	P8A0311
Chloroform	BRL	mg/kg dry	0.0058	0.00042	1	8260B	1/22/18 14:41	ANG	P8A0311
Chloromethane	BRL CCV	mg/kg dry	0.0058	0.00039	1	8260B	1/22/18 14:41	ANG	P8A0311
cis-1,2-Dichloroethylene	BRL	mg/kg dry	0.0058	0.00025	1	8260B	1/22/18 14:41	ANG	P8A0311
cis-1,3-Dichloropropylene	BRL	mg/kg dry	0.0058	0.00019	1	8260B	1/22/18 14:41	ANG	P8A0311
Dibromochloromethane	BRL	mg/kg dry	0.0058	0.00024	1	8260B	1/22/18 14:41	ANG	P8A0311
Dichlorodifluoromethane	BRL	mg/kg dry	0.0058	0.00026	1	8260B	1/22/18 14:41	ANG	P8A0311

This report should not be reproduced, except in its entirety, without the written consent of Prism Laboratories, Inc.

Geosyntec Consultants of NC, PC - Raleigh Project: NCDOT West End, NC
 Attn: Matthew Jenny
 2501 Blue Ridge Road, Ste 430
 Raleigh, NC 27607

Sample Matrix: Solid

Client Sample ID: SB-U5-1-7.5-8
 Prism Sample ID: 8010201-34
 Prism Work Order: 8010201
 Time Collected: 01/10/18 09:15
 Time Submitted: 01/12/18 16:40

Parameter	Result	Units	Report Limit	MDL	Dilution Factor	Method	Analysis Date/Time	Analyst	Batch ID
Ethylbenzene	BRL	mg/kg dry	0.0058	0.00022	1	8260B	1/22/18 14:41	ANG	P8A0311
Isopropyl Ether	BRL	mg/kg dry	0.0058	0.00023	1	8260B	1/22/18 14:41	ANG	P8A0311
Isopropylbenzene (Cumene)	BRL	mg/kg dry	0.0058	0.00034	1	8260B	1/22/18 14:41	ANG	P8A0311
m,p-Xylenes	BRL	mg/kg dry	0.012	0.00053	1	8260B	1/22/18 14:41	ANG	P8A0311
Methyl Butyl Ketone (2-Hexanone)	BRL	mg/kg dry	0.058	0.00052	1	8260B	1/22/18 14:41	ANG	P8A0311
Methyl Ethyl Ketone (2-Butanone)	BRL	mg/kg dry	0.12	0.00052	1	8260B	1/22/18 14:41	ANG	P8A0311
Methyl Isobutyl Ketone	BRL	mg/kg dry	0.058	0.00049	1	8260B	1/22/18 14:41	ANG	P8A0311
Methylene Chloride	BRL	mg/kg dry	0.012	0.00032	1	8260B	1/22/18 14:41	ANG	P8A0311
Methyl-tert-Butyl Ether	BRL	mg/kg dry	0.012	0.00018	1	8260B	1/22/18 14:41	ANG	P8A0311
Naphthalene	BRL	mg/kg dry	0.012	0.00018	1	8260B	1/22/18 14:41	ANG	P8A0311
n-Butylbenzene	BRL	mg/kg dry	0.0058	0.00029	1	8260B	1/22/18 14:41	ANG	P8A0311
n-Propylbenzene	BRL	mg/kg dry	0.0058	0.00034	1	8260B	1/22/18 14:41	ANG	P8A0311
o-Xylene	BRL	mg/kg dry	0.0058	0.00024	1	8260B	1/22/18 14:41	ANG	P8A0311
sec-Butylbenzene	BRL	mg/kg dry	0.0058	0.00028	1	8260B	1/22/18 14:41	ANG	P8A0311
Styrene	BRL	mg/kg dry	0.0058	0.00035	1	8260B	1/22/18 14:41	ANG	P8A0311
tert-Butylbenzene	BRL	mg/kg dry	0.0058	0.00019	1	8260B	1/22/18 14:41	ANG	P8A0311
Tetrachloroethylene	BRL	mg/kg dry	0.0058	0.00027	1	8260B	1/22/18 14:41	ANG	P8A0311
Toluene	BRL	mg/kg dry	0.0058	0.00033	1	8260B	1/22/18 14:41	ANG	P8A0311
trans-1,2-Dichloroethylene	BRL	mg/kg dry	0.0058	0.00034	1	8260B	1/22/18 14:41	ANG	P8A0311
trans-1,3-Dichloropropylene	BRL	mg/kg dry	0.0058	0.00030	1	8260B	1/22/18 14:41	ANG	P8A0311
Trichloroethylene	BRL	mg/kg dry	0.0058	0.00037	1	8260B	1/22/18 14:41	ANG	P8A0311
Trichlorofluoromethane	BRL	mg/kg dry	0.0058	0.00037	1	8260B	1/22/18 14:41	ANG	P8A0311
Vinyl acetate	BRL	mg/kg dry	0.029	0.00079	1	8260B	1/22/18 14:41	ANG	P8A0311
Vinyl chloride	BRL	mg/kg dry	0.0058	0.00028	1	8260B	1/22/18 14:41	ANG	P8A0311
Xylenes, total	BRL	mg/kg dry	0.017	0.0011	1	8260B	1/22/18 14:41	ANG	P8A0311
						Surrogate	Recovery	Control Limits	
						4-Bromofluorobenzene	96 %	70-130	
						Dibromofluoromethane	102 %	84-123	
						Toluene-d8	94 %	76-129	

Geosyntec Consultants of NC, PC - Raleigh Project: NCDOT West End, NC
 Attn: Matthew Jenny
 2501 Blue Ridge Road, Ste 430
 Raleigh, NC 27607

Sample Matrix: Solid

Client Sample ID: SB-U3-1-7.5-8
 Prism Sample ID: 8010201-35
 Prism Work Order: 8010201
 Time Collected: 01/10/18 09:30
 Time Submitted: 01/12/18 16:40

Parameter	Result	Units	Report Limit	MDL	Dilution Factor	Method	Analysis Date/Time	Analyst	Batch ID
General Chemistry Parameters									
% Solids	81.0	% by Weight	0.100	0.100	1	*SM2540 G	1/18/18 12:00	BJC	P8A0263
Volatile Organic Compounds by GC/MS									
1,1,1,2-Tetrachloroethane	BRL	mg/kg dry	0.0050	0.00041	1	8260B	1/20/18 22:28	ANG	P8A0276
1,1,1-Trichloroethane	BRL	mg/kg dry	0.0050	0.00024	1	8260B	1/20/18 22:28	ANG	P8A0276
1,1,2,2-Tetrachloroethane	BRL	mg/kg dry	0.0050	0.00034	1	8260B	1/20/18 22:28	ANG	P8A0276
1,1,2-Trichloroethane	BRL	mg/kg dry	0.0050	0.00044	1	8260B	1/20/18 22:28	ANG	P8A0276
1,1-Dichloroethane	BRL	mg/kg dry	0.0050	0.00014	1	8260B	1/20/18 22:28	ANG	P8A0276
1,1-Dichloroethylene	BRL	mg/kg dry	0.0050	0.00022	1	8260B	1/20/18 22:28	ANG	P8A0276
1,1-Dichloropropylene	BRL	mg/kg dry	0.0050	0.00027	1	8260B	1/20/18 22:28	ANG	P8A0276
1,2,3-Trichlorobenzene	BRL	mg/kg dry	0.0050	0.00028	1	8260B	1/20/18 22:28	ANG	P8A0276
1,2,3-Trichloropropane	BRL	mg/kg dry	0.0050	0.00064	1	8260B	1/20/18 22:28	ANG	P8A0276
1,2,4-Trichlorobenzene	BRL	mg/kg dry	0.0050	0.00037	1	8260B	1/20/18 22:28	ANG	P8A0276
1,2,4-Trimethylbenzene	BRL	mg/kg dry	0.0050	0.00038	1	8260B	1/20/18 22:28	ANG	P8A0276
1,2-Dibromoethane	BRL	mg/kg dry	0.0050	0.00020	1	8260B	1/20/18 22:28	ANG	P8A0276
1,2-Dichlorobenzene	BRL	mg/kg dry	0.0050	0.00023	1	8260B	1/20/18 22:28	ANG	P8A0276
1,2-Dichloroethane	BRL	mg/kg dry	0.0050	0.00030	1	8260B	1/20/18 22:28	ANG	P8A0276
1,2-Dichloropropane	BRL	mg/kg dry	0.0050	0.00031	1	8260B	1/20/18 22:28	ANG	P8A0276
1,3,5-Trimethylbenzene	BRL	mg/kg dry	0.0050	0.00038	1	8260B	1/20/18 22:28	ANG	P8A0276
1,3-Dichlorobenzene	BRL	mg/kg dry	0.0050	0.00033	1	8260B	1/20/18 22:28	ANG	P8A0276
1,3-Dichloropropane	BRL	mg/kg dry	0.0050	0.00025	1	8260B	1/20/18 22:28	ANG	P8A0276
1,4-Dichlorobenzene	BRL	mg/kg dry	0.0050	0.00020	1	8260B	1/20/18 22:28	ANG	P8A0276
2,2-Dichloropropane	BRL	mg/kg dry	0.0050	0.00024	1	8260B	1/20/18 22:28	ANG	P8A0276
2-Chlorotoluene	BRL	mg/kg dry	0.0050	0.00026	1	8260B	1/20/18 22:28	ANG	P8A0276
4-Chlorotoluene	BRL	mg/kg dry	0.0050	0.00030	1	8260B	1/20/18 22:28	ANG	P8A0276
4-Isopropyltoluene	BRL	mg/kg dry	0.0050	0.00024	1	8260B	1/20/18 22:28	ANG	P8A0276
Acetone	0.072	mg/kg dry	0.050	0.0012	1	8260B	1/20/18 22:28	ANG	P8A0276
Benzene	BRL	mg/kg dry	0.0030	0.00029	1	8260B	1/20/18 22:28	ANG	P8A0276
Bromobenzene	BRL	mg/kg dry	0.0050	0.00042	1	8260B	1/20/18 22:28	ANG	P8A0276
Bromochloromethane	BRL	mg/kg dry	0.0050	0.00027	1	8260B	1/20/18 22:28	ANG	P8A0276
Bromodichloromethane	BRL	mg/kg dry	0.0050	0.00028	1	8260B	1/20/18 22:28	ANG	P8A0276
Bromoform	BRL	mg/kg dry	0.0050	0.00057	1	8260B	1/20/18 22:28	ANG	P8A0276
Bromomethane	BRL	mg/kg dry	0.010	0.00061	1	8260B	1/20/18 22:28	ANG	P8A0276
Carbon Tetrachloride	BRL	mg/kg dry	0.0050	0.00025	1	8260B	1/20/18 22:28	ANG	P8A0276
Chlorobenzene	BRL	mg/kg dry	0.0050	0.00026	1	8260B	1/20/18 22:28	ANG	P8A0276
Chloroethane	BRL	mg/kg dry	0.010	0.00042	1	8260B	1/20/18 22:28	ANG	P8A0276
Chloroform	BRL	mg/kg dry	0.0050	0.00036	1	8260B	1/20/18 22:28	ANG	P8A0276
Chloromethane	BRL	mg/kg dry	0.0050	0.00033	1	8260B	1/20/18 22:28	ANG	P8A0276
cis-1,2-Dichloroethylene	BRL	mg/kg dry	0.0050	0.00021	1	8260B	1/20/18 22:28	ANG	P8A0276
cis-1,3-Dichloropropylene	BRL	mg/kg dry	0.0050	0.00017	1	8260B	1/20/18 22:28	ANG	P8A0276
Dibromochloromethane	BRL	mg/kg dry	0.0050	0.00021	1	8260B	1/20/18 22:28	ANG	P8A0276
Dichlorodifluoromethane	BRL	mg/kg dry	0.0050	0.00023	1	8260B	1/20/18 22:28	ANG	P8A0276

This report should not be reproduced, except in its entirety, without the written consent of Prism Laboratories, Inc.

Geosyntec Consultants of NC, PC - Raleigh Project: NCDOT West End, NC
 Attn: Matthew Jenny
 2501 Blue Ridge Road, Ste 430
 Raleigh, NC 27607

Client Sample ID: SB-U3-1-7.5-8
 Prism Sample ID: 8010201-35
 Prism Work Order: 8010201
 Time Collected: 01/10/18 09:30
 Time Submitted: 01/12/18 16:40

Sample Matrix: Solid

Parameter	Result	Units	Report Limit	MDL	Dilution Factor	Method	Analysis Date/Time	Analyst	Batch ID
Ethylbenzene	BRL	mg/kg dry	0.0050	0.00019	1	8260B	1/20/18 22:28	ANG	P8A0276
Isopropyl Ether	BRL	mg/kg dry	0.0050	0.00020	1	8260B	1/20/18 22:28	ANG	P8A0276
Isopropylbenzene (Cumene)	BRL	mg/kg dry	0.0050	0.00029	1	8260B	1/20/18 22:28	ANG	P8A0276
m,p-Xylenes	BRL	mg/kg dry	0.010	0.00046	1	8260B	1/20/18 22:28	ANG	P8A0276
Methyl Butyl Ketone (2-Hexanone)	BRL	mg/kg dry	0.050	0.00045	1	8260B	1/20/18 22:28	ANG	P8A0276
Methyl Ethyl Ketone (2-Butanone)	BRL	mg/kg dry	0.10	0.00045	1	8260B	1/20/18 22:28	ANG	P8A0276
Methyl Isobutyl Ketone	BRL	mg/kg dry	0.050	0.00042	1	8260B	1/20/18 22:28	ANG	P8A0276
Methylene Chloride	BRL	mg/kg dry	0.010	0.00028	1	8260B	1/20/18 22:28	ANG	P8A0276
Methyl-tert-Butyl Ether	BRL	mg/kg dry	0.010	0.00016	1	8260B	1/20/18 22:28	ANG	P8A0276
Naphthalene	0.0057 J	mg/kg dry	0.010	0.00016	1	8260B	1/20/18 22:28	ANG	P8A0276
n-Butylbenzene	BRL	mg/kg dry	0.0050	0.00025	1	8260B	1/20/18 22:28	ANG	P8A0276
n-Propylbenzene	BRL	mg/kg dry	0.0050	0.00030	1	8260B	1/20/18 22:28	ANG	P8A0276
o-Xylene	BRL	mg/kg dry	0.0050	0.00020	1	8260B	1/20/18 22:28	ANG	P8A0276
sec-Butylbenzene	BRL	mg/kg dry	0.0050	0.00024	1	8260B	1/20/18 22:28	ANG	P8A0276
Styrene	BRL	mg/kg dry	0.0050	0.00030	1	8260B	1/20/18 22:28	ANG	P8A0276
tert-Butylbenzene	BRL	mg/kg dry	0.0050	0.00017	1	8260B	1/20/18 22:28	ANG	P8A0276
Tetrachloroethylene	BRL	mg/kg dry	0.0050	0.00024	1	8260B	1/20/18 22:28	ANG	P8A0276
Toluene	BRL	mg/kg dry	0.0050	0.00029	1	8260B	1/20/18 22:28	ANG	P8A0276
trans-1,2-Dichloroethylene	BRL	mg/kg dry	0.0050	0.00030	1	8260B	1/20/18 22:28	ANG	P8A0276
trans-1,3-Dichloropropylene	BRL	mg/kg dry	0.0050	0.00026	1	8260B	1/20/18 22:28	ANG	P8A0276
Trichloroethylene	BRL	mg/kg dry	0.0050	0.00032	1	8260B	1/20/18 22:28	ANG	P8A0276
Trichlorofluoromethane	BRL	mg/kg dry	0.0050	0.00032	1	8260B	1/20/18 22:28	ANG	P8A0276
Vinyl acetate	BRL	mg/kg dry	0.025	0.00068	1	8260B	1/20/18 22:28	ANG	P8A0276
Vinyl chloride	BRL	mg/kg dry	0.0050	0.00024	1	8260B	1/20/18 22:28	ANG	P8A0276
Xylenes, total	BRL	mg/kg dry	0.015	0.00093	1	8260B	1/20/18 22:28	ANG	P8A0276

Surrogate	Recovery	Control Limits
4-Bromofluorobenzene	101 %	70-130
Dibromofluoromethane	110 %	84-123
Toluene-d8	94 %	76-129

This report should not be reproduced, except in its entirety, without the written consent of Prism Laboratories, Inc.

Geosyntec Consultants of NC, PC - Raleigh Project: NCDOT West End, NC
 Attn: Matthew Jenny
 2501 Blue Ridge Road, Ste 430
 Raleigh, NC 27607

Sample Matrix: Solid

Client Sample ID: SB-U-Dup1
 Prism Sample ID: 8010201-36
 Prism Work Order: 8010201
 Time Collected: 01/10/18 18:00
 Time Submitted: 01/12/18 16:40

Parameter	Result	Units	Report Limit	MDL	Dilution Factor	Method	Analysis Date/Time	Analyst	Batch ID
General Chemistry Parameters									
% Solids	81.1	% by Weight	0.100	0.100	1	*SM2540 G	1/18/18 12:00	BJC	P8A0263
Volatile Organic Compounds by GC/MS									
1,1,1,2-Tetrachloroethane	BRL	mg/kg dry	0.0052	0.00043	1	8260B	1/20/18 22:56	ANG	P8A0276
1,1,1-Trichloroethane	BRL	mg/kg dry	0.0052	0.00025	1	8260B	1/20/18 22:56	ANG	P8A0276
1,1,2,2-Tetrachloroethane	BRL	mg/kg dry	0.0052	0.00035	1	8260B	1/20/18 22:56	ANG	P8A0276
1,1,2-Trichloroethane	BRL	mg/kg dry	0.0052	0.00046	1	8260B	1/20/18 22:56	ANG	P8A0276
1,1-Dichloroethane	BRL	mg/kg dry	0.0052	0.00014	1	8260B	1/20/18 22:56	ANG	P8A0276
1,1-Dichloroethylene	BRL	mg/kg dry	0.0052	0.00023	1	8260B	1/20/18 22:56	ANG	P8A0276
1,1-Dichloropropylene	BRL	mg/kg dry	0.0052	0.00028	1	8260B	1/20/18 22:56	ANG	P8A0276
1,2,3-Trichlorobenzene	BRL	mg/kg dry	0.0052	0.00030	1	8260B	1/20/18 22:56	ANG	P8A0276
1,2,3-Trichloropropane	BRL	mg/kg dry	0.0052	0.00066	1	8260B	1/20/18 22:56	ANG	P8A0276
1,2,4-Trichlorobenzene	BRL	mg/kg dry	0.0052	0.00039	1	8260B	1/20/18 22:56	ANG	P8A0276
1,2,4-Trimethylbenzene	BRL	mg/kg dry	0.0052	0.00040	1	8260B	1/20/18 22:56	ANG	P8A0276
1,2-Dibromoethane	BRL	mg/kg dry	0.0052	0.00021	1	8260B	1/20/18 22:56	ANG	P8A0276
1,2-Dichlorobenzene	BRL	mg/kg dry	0.0052	0.00024	1	8260B	1/20/18 22:56	ANG	P8A0276
1,2-Dichloroethane	BRL	mg/kg dry	0.0052	0.00031	1	8260B	1/20/18 22:56	ANG	P8A0276
1,2-Dichloropropane	BRL	mg/kg dry	0.0052	0.00032	1	8260B	1/20/18 22:56	ANG	P8A0276
1,3,5-Trimethylbenzene	BRL	mg/kg dry	0.0052	0.00039	1	8260B	1/20/18 22:56	ANG	P8A0276
1,3-Dichlorobenzene	BRL	mg/kg dry	0.0052	0.00034	1	8260B	1/20/18 22:56	ANG	P8A0276
1,3-Dichloropropane	BRL	mg/kg dry	0.0052	0.00026	1	8260B	1/20/18 22:56	ANG	P8A0276
1,4-Dichlorobenzene	BRL	mg/kg dry	0.0052	0.00020	1	8260B	1/20/18 22:56	ANG	P8A0276
2,2-Dichloropropane	BRL	mg/kg dry	0.0052	0.00025	1	8260B	1/20/18 22:56	ANG	P8A0276
2-Chlorotoluene	BRL	mg/kg dry	0.0052	0.00027	1	8260B	1/20/18 22:56	ANG	P8A0276
4-Chlorotoluene	BRL	mg/kg dry	0.0052	0.00031	1	8260B	1/20/18 22:56	ANG	P8A0276
4-Isopropyltoluene	BRL	mg/kg dry	0.0052	0.00025	1	8260B	1/20/18 22:56	ANG	P8A0276
Acetone	0.032 J	mg/kg dry	0.052	0.0013	1	8260B	1/20/18 22:56	ANG	P8A0276
Benzene	BRL	mg/kg dry	0.0031	0.00030	1	8260B	1/20/18 22:56	ANG	P8A0276
Bromobenzene	BRL	mg/kg dry	0.0052	0.00043	1	8260B	1/20/18 22:56	ANG	P8A0276
Bromochloromethane	BRL	mg/kg dry	0.0052	0.00029	1	8260B	1/20/18 22:56	ANG	P8A0276
Bromodichloromethane	BRL	mg/kg dry	0.0052	0.00029	1	8260B	1/20/18 22:56	ANG	P8A0276
Bromoform	BRL	mg/kg dry	0.0052	0.00059	1	8260B	1/20/18 22:56	ANG	P8A0276
Bromomethane	BRL	mg/kg dry	0.010	0.00064	1	8260B	1/20/18 22:56	ANG	P8A0276
Carbon Tetrachloride	BRL	mg/kg dry	0.0052	0.00026	1	8260B	1/20/18 22:56	ANG	P8A0276
Chlorobenzene	BRL	mg/kg dry	0.0052	0.00028	1	8260B	1/20/18 22:56	ANG	P8A0276
Chloroethane	BRL	mg/kg dry	0.010	0.00043	1	8260B	1/20/18 22:56	ANG	P8A0276
Chloroform	BRL	mg/kg dry	0.0052	0.00038	1	8260B	1/20/18 22:56	ANG	P8A0276
Chloromethane	BRL	mg/kg dry	0.0052	0.00035	1	8260B	1/20/18 22:56	ANG	P8A0276
cis-1,2-Dichloroethylene	BRL	mg/kg dry	0.0052	0.00022	1	8260B	1/20/18 22:56	ANG	P8A0276
cis-1,3-Dichloropropylene	BRL	mg/kg dry	0.0052	0.00017	1	8260B	1/20/18 22:56	ANG	P8A0276
Dibromochloromethane	BRL	mg/kg dry	0.0052	0.00021	1	8260B	1/20/18 22:56	ANG	P8A0276
Dichlorodifluoromethane	BRL	mg/kg dry	0.0052	0.00024	1	8260B	1/20/18 22:56	ANG	P8A0276

This report should not be reproduced, except in its entirety, without the written consent of Prism Laboratories, Inc.

Geosyntec Consultants of NC, PC - Raleigh Project: NCDOT West End, NC
 Attn: Matthew Jenny
 2501 Blue Ridge Road, Ste 430
 Raleigh, NC 27607

Sample Matrix: Solid

Client Sample ID: SB-U-Dup1
 Prism Sample ID: 8010201-36
 Prism Work Order: 8010201
 Time Collected: 01/10/18 18:00
 Time Submitted: 01/12/18 16:40

Parameter	Result	Units	Report Limit	MDL	Dilution Factor	Method	Analysis Date/Time	Analyst	Batch ID
Ethylbenzene	BRL	mg/kg dry	0.0052	0.00020	1	8260B	1/20/18 22:56	ANG	P8A0276
Isopropyl Ether	BRL	mg/kg dry	0.0052	0.00021	1	8260B	1/20/18 22:56	ANG	P8A0276
Isopropylbenzene (Cumene)	BRL	mg/kg dry	0.0052	0.00031	1	8260B	1/20/18 22:56	ANG	P8A0276
m,p-Xylenes	BRL	mg/kg dry	0.010	0.00048	1	8260B	1/20/18 22:56	ANG	P8A0276
Methyl Butyl Ketone (2-Hexanone)	BRL	mg/kg dry	0.052	0.00047	1	8260B	1/20/18 22:56	ANG	P8A0276
Methyl Ethyl Ketone (2-Butanone)	BRL	mg/kg dry	0.10	0.00047	1	8260B	1/20/18 22:56	ANG	P8A0276
Methyl Isobutyl Ketone	BRL	mg/kg dry	0.052	0.00044	1	8260B	1/20/18 22:56	ANG	P8A0276
Methylene Chloride	BRL	mg/kg dry	0.010	0.00029	1	8260B	1/20/18 22:56	ANG	P8A0276
Methyl-tert-Butyl Ether	BRL	mg/kg dry	0.010	0.00017	1	8260B	1/20/18 22:56	ANG	P8A0276
Naphthalene	0.0021 J	mg/kg dry	0.010	0.00016	1	8260B	1/20/18 22:56	ANG	P8A0276
n-Butylbenzene	BRL	mg/kg dry	0.0052	0.00027	1	8260B	1/20/18 22:56	ANG	P8A0276
n-Propylbenzene	BRL	mg/kg dry	0.0052	0.00031	1	8260B	1/20/18 22:56	ANG	P8A0276
o-Xylene	BRL	mg/kg dry	0.0052	0.00021	1	8260B	1/20/18 22:56	ANG	P8A0276
sec-Butylbenzene	BRL	mg/kg dry	0.0052	0.00025	1	8260B	1/20/18 22:56	ANG	P8A0276
Styrene	BRL	mg/kg dry	0.0052	0.00031	1	8260B	1/20/18 22:56	ANG	P8A0276
tert-Butylbenzene	BRL	mg/kg dry	0.0052	0.00018	1	8260B	1/20/18 22:56	ANG	P8A0276
Tetrachloroethylene	BRL	mg/kg dry	0.0052	0.00025	1	8260B	1/20/18 22:56	ANG	P8A0276
Toluene	BRL	mg/kg dry	0.0052	0.00030	1	8260B	1/20/18 22:56	ANG	P8A0276
trans-1,2-Dichloroethylene	BRL	mg/kg dry	0.0052	0.00031	1	8260B	1/20/18 22:56	ANG	P8A0276
trans-1,3-Dichloropropylene	BRL	mg/kg dry	0.0052	0.00027	1	8260B	1/20/18 22:56	ANG	P8A0276
Trichloroethylene	BRL	mg/kg dry	0.0052	0.00034	1	8260B	1/20/18 22:56	ANG	P8A0276
Trichlorofluoromethane	BRL	mg/kg dry	0.0052	0.00034	1	8260B	1/20/18 22:56	ANG	P8A0276
Vinyl acetate	BRL	mg/kg dry	0.026	0.00071	1	8260B	1/20/18 22:56	ANG	P8A0276
Vinyl chloride	BRL	mg/kg dry	0.0052	0.00025	1	8260B	1/20/18 22:56	ANG	P8A0276
Xylenes, total	BRL	mg/kg dry	0.016	0.00097	1	8260B	1/20/18 22:56	ANG	P8A0276

Surrogate	Recovery	Control Limits
4-Bromofluorobenzene	101 %	70-130
Dibromofluoromethane	102 %	84-123
Toluene-d8	94 %	76-129

This report should not be reproduced, except in its entirety, without the written consent of Prism Laboratories, Inc.

Geosyntec Consultants of NC, PC - Raleigh Project: NCDOT West End, NC
 Attn: Matthew Jenny
 2501 Blue Ridge Road, Ste 430
 Raleigh, NC 27607

Sample Matrix: Solid

Client Sample ID: SB-NE-9-7.5-8
 Prism Sample ID: 8010201-37
 Prism Work Order: 8010201
 Time Collected: 01/10/18 10:20
 Time Submitted: 01/12/18 16:40

Parameter	Result	Units	Report Limit	MDL	Dilution Factor	Method	Analysis Date/Time	Analyst	Batch ID
General Chemistry Parameters									
% Solids	87.9	% by Weight	0.100	0.100	1	*SM2540 G	1/18/18 12:00	BJC	P8A0263
Volatile Organic Compounds by GC/MS									
1,1,1,2-Tetrachloroethane	BRL	mg/kg dry	0.0047	0.00039	1	8260B	1/20/18 23:24	ANG	P8A0276
1,1,1-Trichloroethane	BRL	mg/kg dry	0.0047	0.00023	1	8260B	1/20/18 23:24	ANG	P8A0276
1,1,2,2-Tetrachloroethane	BRL	mg/kg dry	0.0047	0.00032	1	8260B	1/20/18 23:24	ANG	P8A0276
1,1,2-Trichloroethane	BRL	mg/kg dry	0.0047	0.00042	1	8260B	1/20/18 23:24	ANG	P8A0276
1,1-Dichloroethane	BRL	mg/kg dry	0.0047	0.00013	1	8260B	1/20/18 23:24	ANG	P8A0276
1,1-Dichloroethylene	BRL	mg/kg dry	0.0047	0.00021	1	8260B	1/20/18 23:24	ANG	P8A0276
1,1-Dichloropropylene	BRL	mg/kg dry	0.0047	0.00026	1	8260B	1/20/18 23:24	ANG	P8A0276
1,2,3-Trichlorobenzene	BRL	mg/kg dry	0.0047	0.00027	1	8260B	1/20/18 23:24	ANG	P8A0276
1,2,3-Trichloropropane	BRL	mg/kg dry	0.0047	0.00061	1	8260B	1/20/18 23:24	ANG	P8A0276
1,2,4-Trichlorobenzene	BRL	mg/kg dry	0.0047	0.00035	1	8260B	1/20/18 23:24	ANG	P8A0276
1,2,4-Trimethylbenzene	BRL	mg/kg dry	0.0047	0.00036	1	8260B	1/20/18 23:24	ANG	P8A0276
1,2-Dibromoethane	BRL	mg/kg dry	0.0047	0.00019	1	8260B	1/20/18 23:24	ANG	P8A0276
1,2-Dichlorobenzene	BRL	mg/kg dry	0.0047	0.00022	1	8260B	1/20/18 23:24	ANG	P8A0276
1,2-Dichloroethane	BRL	mg/kg dry	0.0047	0.00028	1	8260B	1/20/18 23:24	ANG	P8A0276
1,2-Dichloropropane	BRL	mg/kg dry	0.0047	0.00029	1	8260B	1/20/18 23:24	ANG	P8A0276
1,3,5-Trimethylbenzene	BRL	mg/kg dry	0.0047	0.00036	1	8260B	1/20/18 23:24	ANG	P8A0276
1,3-Dichlorobenzene	BRL	mg/kg dry	0.0047	0.00031	1	8260B	1/20/18 23:24	ANG	P8A0276
1,3-Dichloropropane	BRL	mg/kg dry	0.0047	0.00024	1	8260B	1/20/18 23:24	ANG	P8A0276
1,4-Dichlorobenzene	BRL	mg/kg dry	0.0047	0.00019	1	8260B	1/20/18 23:24	ANG	P8A0276
2,2-Dichloropropane	BRL	mg/kg dry	0.0047	0.00023	1	8260B	1/20/18 23:24	ANG	P8A0276
2-Chlorotoluene	BRL	mg/kg dry	0.0047	0.00025	1	8260B	1/20/18 23:24	ANG	P8A0276
4-Chlorotoluene	BRL	mg/kg dry	0.0047	0.00028	1	8260B	1/20/18 23:24	ANG	P8A0276
4-Isopropyltoluene	BRL	mg/kg dry	0.0047	0.00023	1	8260B	1/20/18 23:24	ANG	P8A0276
Acetone	0.038 J	mg/kg dry	0.047	0.0012	1	8260B	1/20/18 23:24	ANG	P8A0276
Benzene	BRL	mg/kg dry	0.0028	0.00028	1	8260B	1/20/18 23:24	ANG	P8A0276
Bromobenzene	BRL	mg/kg dry	0.0047	0.00040	1	8260B	1/20/18 23:24	ANG	P8A0276
Bromochloromethane	BRL	mg/kg dry	0.0047	0.00026	1	8260B	1/20/18 23:24	ANG	P8A0276
Bromodichloromethane	BRL	mg/kg dry	0.0047	0.00026	1	8260B	1/20/18 23:24	ANG	P8A0276
Bromoform	BRL	mg/kg dry	0.0047	0.00054	1	8260B	1/20/18 23:24	ANG	P8A0276
Bromomethane	BRL	mg/kg dry	0.0095	0.00059	1	8260B	1/20/18 23:24	ANG	P8A0276
Carbon Tetrachloride	BRL	mg/kg dry	0.0047	0.00024	1	8260B	1/20/18 23:24	ANG	P8A0276
Chlorobenzene	BRL	mg/kg dry	0.0047	0.00025	1	8260B	1/20/18 23:24	ANG	P8A0276
Chloroethane	BRL	mg/kg dry	0.0095	0.00040	1	8260B	1/20/18 23:24	ANG	P8A0276
Chloroform	BRL	mg/kg dry	0.0047	0.00034	1	8260B	1/20/18 23:24	ANG	P8A0276
Chloromethane	BRL	mg/kg dry	0.0047	0.00032	1	8260B	1/20/18 23:24	ANG	P8A0276
cis-1,2-Dichloroethylene	BRL	mg/kg dry	0.0047	0.00020	1	8260B	1/20/18 23:24	ANG	P8A0276
cis-1,3-Dichloropropylene	BRL	mg/kg dry	0.0047	0.00016	1	8260B	1/20/18 23:24	ANG	P8A0276
Dibromochloromethane	BRL	mg/kg dry	0.0047	0.00020	1	8260B	1/20/18 23:24	ANG	P8A0276
Dichlorodifluoromethane	BRL	mg/kg dry	0.0047	0.00022	1	8260B	1/20/18 23:24	ANG	P8A0276

This report should not be reproduced, except in its entirety, without the written consent of Prism Laboratories, Inc.

Geosyntec Consultants of NC, PC - Raleigh Project: NCDOT West End, NC
 Attn: Matthew Jenny
 2501 Blue Ridge Road, Ste 430
 Raleigh, NC 27607

Client Sample ID: SB-NE-9-7.5-8
 Prism Sample ID: 8010201-37
 Prism Work Order: 8010201
 Time Collected: 01/10/18 10:20
 Time Submitted: 01/12/18 16:40

Sample Matrix: Solid

Parameter	Result	Units	Report Limit	MDL	Dilution Factor	Method	Analysis Date/Time	Analyst	Batch ID
Ethylbenzene	BRL	mg/kg dry	0.0047	0.00018	1	8260B	1/20/18 23:24	ANG	P8A0276
Isopropyl Ether	BRL	mg/kg dry	0.0047	0.00019	1	8260B	1/20/18 23:24	ANG	P8A0276
Isopropylbenzene (Cumene)	BRL	mg/kg dry	0.0047	0.00028	1	8260B	1/20/18 23:24	ANG	P8A0276
m,p-Xylenes	BRL	mg/kg dry	0.0095	0.00044	1	8260B	1/20/18 23:24	ANG	P8A0276
Methyl Butyl Ketone (2-Hexanone)	BRL	mg/kg dry	0.047	0.00043	1	8260B	1/20/18 23:24	ANG	P8A0276
Methyl Ethyl Ketone (2-Butanone)	BRL	mg/kg dry	0.095	0.00043	1	8260B	1/20/18 23:24	ANG	P8A0276
Methyl Isobutyl Ketone	BRL	mg/kg dry	0.047	0.00040	1	8260B	1/20/18 23:24	ANG	P8A0276
Methylene Chloride	BRL	mg/kg dry	0.0095	0.00027	1	8260B	1/20/18 23:24	ANG	P8A0276
Methyl-tert-Butyl Ether	BRL	mg/kg dry	0.0095	0.00015	1	8260B	1/20/18 23:24	ANG	P8A0276
Naphthalene	BRL	mg/kg dry	0.0095	0.00015	1	8260B	1/20/18 23:24	ANG	P8A0276
n-Butylbenzene	BRL	mg/kg dry	0.0047	0.00024	1	8260B	1/20/18 23:24	ANG	P8A0276
n-Propylbenzene	BRL	mg/kg dry	0.0047	0.00028	1	8260B	1/20/18 23:24	ANG	P8A0276
o-Xylene	BRL	mg/kg dry	0.0047	0.00019	1	8260B	1/20/18 23:24	ANG	P8A0276
sec-Butylbenzene	BRL	mg/kg dry	0.0047	0.00023	1	8260B	1/20/18 23:24	ANG	P8A0276
Styrene	BRL	mg/kg dry	0.0047	0.00029	1	8260B	1/20/18 23:24	ANG	P8A0276
tert-Butylbenzene	BRL	mg/kg dry	0.0047	0.00016	1	8260B	1/20/18 23:24	ANG	P8A0276
Tetrachloroethylene	BRL	mg/kg dry	0.0047	0.00023	1	8260B	1/20/18 23:24	ANG	P8A0276
Toluene	BRL	mg/kg dry	0.0047	0.00027	1	8260B	1/20/18 23:24	ANG	P8A0276
trans-1,2-Dichloroethylene	BRL	mg/kg dry	0.0047	0.00028	1	8260B	1/20/18 23:24	ANG	P8A0276
trans-1,3-Dichloropropylene	BRL	mg/kg dry	0.0047	0.00025	1	8260B	1/20/18 23:24	ANG	P8A0276
Trichloroethylene	BRL	mg/kg dry	0.0047	0.00031	1	8260B	1/20/18 23:24	ANG	P8A0276
Trichlorofluoromethane	BRL	mg/kg dry	0.0047	0.00031	1	8260B	1/20/18 23:24	ANG	P8A0276
Vinyl acetate	BRL	mg/kg dry	0.024	0.00065	1	8260B	1/20/18 23:24	ANG	P8A0276
Vinyl chloride	BRL	mg/kg dry	0.0047	0.00023	1	8260B	1/20/18 23:24	ANG	P8A0276
Xylenes, total	BRL	mg/kg dry	0.014	0.00089	1	8260B	1/20/18 23:24	ANG	P8A0276
						Surrogate	Recovery	Control Limits	
						4-Bromofluorobenzene	101 %	70-130	
						Dibromofluoromethane	103 %	84-123	
						Toluene-d8	95 %	76-129	

Geosyntec Consultants of NC, PC - Raleigh Project: NCDOT West End, NC
 Attn: Matthew Jenny
 2501 Blue Ridge Road, Ste 430
 Raleigh, NC 27607

Client Sample ID: SB-B1-3-3.5
 Prism Sample ID: 8010201-38
 Prism Work Order: 8010201
 Time Collected: 01/10/18 12:00
 Time Submitted: 01/12/18 16:40

Sample Matrix: Solid

Parameter	Result	Units	Report Limit	MDL	Dilution Factor	Method	Analysis Date/Time	Analyst	Batch ID
-----------	--------	-------	--------------	-----	-----------------	--------	--------------------	---------	----------

General Chemistry Parameters

% Solids	84.3	% by Weight	0.100	0.100	1	*SM2540 G	1/18/18 12:00	BJC	P8A0263
----------	------	-------------	-------	-------	---	-----------	---------------	-----	---------

Volatile Organic Compounds by GC/MS

1,1,1,2-Tetrachloroethane	BRL	mg/kg dry	0.0049	0.00041	1	8260B	1/22/18 18:23	ANG	P8A0311
1,1,1-Trichloroethane	BRL	mg/kg dry	0.0049	0.00024	1	8260B	1/22/18 18:23	ANG	P8A0311
1,1,2,2-Tetrachloroethane	BRL	mg/kg dry	0.0049	0.00033	1	8260B	1/22/18 18:23	ANG	P8A0311
1,1,2-Trichloroethane	BRL	mg/kg dry	0.0049	0.00044	1	8260B	1/22/18 18:23	ANG	P8A0311
1,1-Dichloroethane	BRL	mg/kg dry	0.0049	0.00014	1	8260B	1/22/18 18:23	ANG	P8A0311
1,1-Dichloroethylene	BRL	mg/kg dry	0.0049	0.00022	1	8260B	1/22/18 18:23	ANG	P8A0311
1,1-Dichloropropylene	BRL	mg/kg dry	0.0049	0.00027	1	8260B	1/22/18 18:23	ANG	P8A0311
1,2,3-Trichlorobenzene	BRL	mg/kg dry	0.0049	0.00028	1	8260B	1/22/18 18:23	ANG	P8A0311
1,2,3-Trichloropropane	BRL	mg/kg dry	0.0049	0.00063	1	8260B	1/22/18 18:23	ANG	P8A0311
1,2,4-Trichlorobenzene	BRL	mg/kg dry	0.0049	0.00037	1	8260B	1/22/18 18:23	ANG	P8A0311
1,2,4-Trimethylbenzene	BRL	mg/kg dry	0.0049	0.00038	1	8260B	1/22/18 18:23	ANG	P8A0311
1,2-Dibromoethane	BRL	mg/kg dry	0.0049	0.00020	1	8260B	1/22/18 18:23	ANG	P8A0311
1,2-Dichlorobenzene	BRL	mg/kg dry	0.0049	0.00023	1	8260B	1/22/18 18:23	ANG	P8A0311
1,2-Dichloroethane	BRL	mg/kg dry	0.0049	0.00029	1	8260B	1/22/18 18:23	ANG	P8A0311
1,2-Dichloropropane	BRL	mg/kg dry	0.0049	0.00031	1	8260B	1/22/18 18:23	ANG	P8A0311
1,3,5-Trimethylbenzene	BRL	mg/kg dry	0.0049	0.00037	1	8260B	1/22/18 18:23	ANG	P8A0311
1,3-Dichlorobenzene	BRL	mg/kg dry	0.0049	0.00033	1	8260B	1/22/18 18:23	ANG	P8A0311
1,3-Dichloropropane	BRL	mg/kg dry	0.0049	0.00025	1	8260B	1/22/18 18:23	ANG	P8A0311
1,4-Dichlorobenzene	BRL	mg/kg dry	0.0049	0.00019	1	8260B	1/22/18 18:23	ANG	P8A0311
2,2-Dichloropropane	BRL	mg/kg dry	0.0049	0.00023	1	8260B	1/22/18 18:23	ANG	P8A0311
2-Chlorotoluene	BRL	mg/kg dry	0.0049	0.00025	1	8260B	1/22/18 18:23	ANG	P8A0311
4-Chlorotoluene	BRL	mg/kg dry	0.0049	0.00029	1	8260B	1/22/18 18:23	ANG	P8A0311
4-Isopropyltoluene	BRL	mg/kg dry	0.0049	0.00024	1	8260B	1/22/18 18:23	ANG	P8A0311
Acetone	BRL	mg/kg dry	0.049	0.0012	1	8260B	1/22/18 18:23	ANG	P8A0311
Benzene	BRL	mg/kg dry	0.0030	0.00029	1	8260B	1/22/18 18:23	ANG	P8A0311
Bromobenzene	BRL	mg/kg dry	0.0049	0.00041	1	8260B	1/22/18 18:23	ANG	P8A0311
Bromochloromethane	BRL	mg/kg dry	0.0049	0.00027	1	8260B	1/22/18 18:23	ANG	P8A0311
Bromodichloromethane	BRL	mg/kg dry	0.0049	0.00027	1	8260B	1/22/18 18:23	ANG	P8A0311
Bromoform	BRL	mg/kg dry	0.0049	0.00056	1	8260B	1/22/18 18:23	ANG	P8A0311
Bromomethane	BRL	mg/kg dry	0.0099	0.00061	1	8260B	1/22/18 18:23	ANG	P8A0311
Carbon Tetrachloride	BRL	mg/kg dry	0.0049	0.00025	1	8260B	1/22/18 18:23	ANG	P8A0311
Chlorobenzene	BRL	mg/kg dry	0.0049	0.00026	1	8260B	1/22/18 18:23	ANG	P8A0311
Chloroethane	BRL	mg/kg dry	0.0099	0.00041	1	8260B	1/22/18 18:23	ANG	P8A0311
Chloroform	BRL	mg/kg dry	0.0049	0.00036	1	8260B	1/22/18 18:23	ANG	P8A0311
Chloromethane	BRL CCV	mg/kg dry	0.0049	0.00033	1	8260B	1/22/18 18:23	ANG	P8A0311
cis-1,2-Dichloroethylene	BRL	mg/kg dry	0.0049	0.00021	1	8260B	1/22/18 18:23	ANG	P8A0311
cis-1,3-Dichloropropylene	BRL	mg/kg dry	0.0049	0.00017	1	8260B	1/22/18 18:23	ANG	P8A0311
Dibromochloromethane	BRL	mg/kg dry	0.0049	0.00020	1	8260B	1/22/18 18:23	ANG	P8A0311
Dichlorodifluoromethane	BRL	mg/kg dry	0.0049	0.00022	1	8260B	1/22/18 18:23	ANG	P8A0311

This report should not be reproduced, except in its entirety, without the written consent of Prism Laboratories, Inc.

Geosyntec Consultants of NC, PC - Raleigh Project: NCDOT West End, NC
 Attn: Matthew Jenny
 2501 Blue Ridge Road, Ste 430
 Raleigh, NC 27607

Client Sample ID: SB-B1-3-3.5
 Prism Sample ID: 8010201-38
 Prism Work Order: 8010201
 Time Collected: 01/10/18 12:00
 Time Submitted: 01/12/18 16:40

Sample Matrix: Solid

Parameter	Result	Units	Report Limit	MDL	Dilution Factor	Method	Analysis Date/Time	Analyst	Batch ID
Ethylbenzene	BRL	mg/kg dry	0.0049	0.00019	1	8260B	1/22/18 18:23	ANG	P8A0311
Isopropyl Ether	BRL	mg/kg dry	0.0049	0.00020	1	8260B	1/22/18 18:23	ANG	P8A0311
Isopropylbenzene (Cumene)	BRL	mg/kg dry	0.0049	0.00029	1	8260B	1/22/18 18:23	ANG	P8A0311
m,p-Xylenes	BRL	mg/kg dry	0.0099	0.00045	1	8260B	1/22/18 18:23	ANG	P8A0311
Methyl Butyl Ketone (2-Hexanone)	BRL	mg/kg dry	0.049	0.00045	1	8260B	1/22/18 18:23	ANG	P8A0311
Methyl Ethyl Ketone (2-Butanone)	BRL	mg/kg dry	0.099	0.00045	1	8260B	1/22/18 18:23	ANG	P8A0311
Methyl Isobutyl Ketone	BRL	mg/kg dry	0.049	0.00042	1	8260B	1/22/18 18:23	ANG	P8A0311
Methylene Chloride	BRL	mg/kg dry	0.0099	0.00028	1	8260B	1/22/18 18:23	ANG	P8A0311
Methyl-tert-Butyl Ether	BRL	mg/kg dry	0.0099	0.00016	1	8260B	1/22/18 18:23	ANG	P8A0311
Naphthalene	0.0033 J	mg/kg dry	0.0099	0.00016	1	8260B	1/22/18 18:23	ANG	P8A0311
n-Butylbenzene	BRL	mg/kg dry	0.0049	0.00025	1	8260B	1/22/18 18:23	ANG	P8A0311
n-Propylbenzene	BRL	mg/kg dry	0.0049	0.00029	1	8260B	1/22/18 18:23	ANG	P8A0311
o-Xylene	BRL	mg/kg dry	0.0049	0.00020	1	8260B	1/22/18 18:23	ANG	P8A0311
sec-Butylbenzene	BRL	mg/kg dry	0.0049	0.00024	1	8260B	1/22/18 18:23	ANG	P8A0311
Styrene	BRL	mg/kg dry	0.0049	0.00030	1	8260B	1/22/18 18:23	ANG	P8A0311
tert-Butylbenzene	BRL	mg/kg dry	0.0049	0.00017	1	8260B	1/22/18 18:23	ANG	P8A0311
Tetrachloroethylene	BRL	mg/kg dry	0.0049	0.00023	1	8260B	1/22/18 18:23	ANG	P8A0311
Toluene	BRL	mg/kg dry	0.0049	0.00028	1	8260B	1/22/18 18:23	ANG	P8A0311
trans-1,2-Dichloroethylene	BRL	mg/kg dry	0.0049	0.00029	1	8260B	1/22/18 18:23	ANG	P8A0311
trans-1,3-Dichloropropylene	BRL	mg/kg dry	0.0049	0.00026	1	8260B	1/22/18 18:23	ANG	P8A0311
Trichloroethylene	BRL	mg/kg dry	0.0049	0.00032	1	8260B	1/22/18 18:23	ANG	P8A0311
Trichlorofluoromethane	BRL	mg/kg dry	0.0049	0.00032	1	8260B	1/22/18 18:23	ANG	P8A0311
Vinyl acetate	BRL	mg/kg dry	0.025	0.00068	1	8260B	1/22/18 18:23	ANG	P8A0311
Vinyl chloride	BRL	mg/kg dry	0.0049	0.00024	1	8260B	1/22/18 18:23	ANG	P8A0311
Xylenes, total	BRL	mg/kg dry	0.015	0.00092	1	8260B	1/22/18 18:23	ANG	P8A0311

Surrogate	Recovery	Control Limits
4-Bromofluorobenzene	99 %	70-130
Dibromofluoromethane	98 %	84-123
Toluene-d8	94 %	76-129

Geosyntec Consultants of NC, PC - Raleigh Project: NCDOT West End, NC
 Attn: Matthew Jenny
 2501 Blue Ridge Road, Ste 430
 Raleigh, NC 27607

Sample Matrix: Solid

Client Sample ID: SB-B2-1.5-2
 Prism Sample ID: 8010201-39
 Prism Work Order: 8010201
 Time Collected: 01/10/18 13:50
 Time Submitted: 01/12/18 16:40

Parameter	Result	Units	Report Limit	MDL	Dilution Factor	Method	Analysis Date/Time	Analyst	Batch ID
General Chemistry Parameters									
% Solids	80.3	% by Weight	0.100	0.100	1	*SM2540 G	1/18/18 12:00	BJC	P8A0263
Volatile Organic Compounds by GC/MS									
1,1,1,2-Tetrachloroethane	BRL	mg/kg dry	0.0055	0.00045	1	8260B	1/22/18 18:51	ANG	P8A0311
1,1,1-Trichloroethane	BRL	mg/kg dry	0.0055	0.00027	1	8260B	1/22/18 18:51	ANG	P8A0311
1,1,2,2-Tetrachloroethane	BRL	mg/kg dry	0.0055	0.00037	1	8260B	1/22/18 18:51	ANG	P8A0311
1,1,2-Trichloroethane	BRL	mg/kg dry	0.0055	0.00049	1	8260B	1/22/18 18:51	ANG	P8A0311
1,1-Dichloroethane	BRL	mg/kg dry	0.0055	0.00015	1	8260B	1/22/18 18:51	ANG	P8A0311
1,1-Dichloroethylene	BRL	mg/kg dry	0.0055	0.00024	1	8260B	1/22/18 18:51	ANG	P8A0311
1,1-Dichloropropylene	BRL	mg/kg dry	0.0055	0.00030	1	8260B	1/22/18 18:51	ANG	P8A0311
1,2,3-Trichlorobenzene	BRL	mg/kg dry	0.0055	0.00031	1	8260B	1/22/18 18:51	ANG	P8A0311
1,2,3-Trichloropropane	BRL	mg/kg dry	0.0055	0.00070	1	8260B	1/22/18 18:51	ANG	P8A0311
1,2,4-Trichlorobenzene	BRL	mg/kg dry	0.0055	0.00041	1	8260B	1/22/18 18:51	ANG	P8A0311
1,2,4-Trimethylbenzene	BRL	mg/kg dry	0.0055	0.00042	1	8260B	1/22/18 18:51	ANG	P8A0311
1,2-Dibromoethane	BRL	mg/kg dry	0.0055	0.00022	1	8260B	1/22/18 18:51	ANG	P8A0311
1,2-Dichlorobenzene	BRL	mg/kg dry	0.0055	0.00026	1	8260B	1/22/18 18:51	ANG	P8A0311
1,2-Dichloroethane	BRL	mg/kg dry	0.0055	0.00033	1	8260B	1/22/18 18:51	ANG	P8A0311
1,2-Dichloropropane	BRL	mg/kg dry	0.0055	0.00034	1	8260B	1/22/18 18:51	ANG	P8A0311
1,3,5-Trimethylbenzene	BRL	mg/kg dry	0.0055	0.00042	1	8260B	1/22/18 18:51	ANG	P8A0311
1,3-Dichlorobenzene	BRL	mg/kg dry	0.0055	0.00036	1	8260B	1/22/18 18:51	ANG	P8A0311
1,3-Dichloropropane	BRL	mg/kg dry	0.0055	0.00028	1	8260B	1/22/18 18:51	ANG	P8A0311
1,4-Dichlorobenzene	BRL	mg/kg dry	0.0055	0.00022	1	8260B	1/22/18 18:51	ANG	P8A0311
2,2-Dichloropropane	BRL	mg/kg dry	0.0055	0.00026	1	8260B	1/22/18 18:51	ANG	P8A0311
2-Chlorotoluene	BRL	mg/kg dry	0.0055	0.00028	1	8260B	1/22/18 18:51	ANG	P8A0311
4-Chlorotoluene	BRL	mg/kg dry	0.0055	0.00033	1	8260B	1/22/18 18:51	ANG	P8A0311
4-Isopropyltoluene	BRL	mg/kg dry	0.0055	0.00027	1	8260B	1/22/18 18:51	ANG	P8A0311
Acetone	0.033 J	mg/kg dry	0.055	0.0013	1	8260B	1/22/18 18:51	ANG	P8A0311
Benzene	BRL	mg/kg dry	0.0033	0.00032	1	8260B	1/22/18 18:51	ANG	P8A0311
Bromobenzene	BRL	mg/kg dry	0.0055	0.00046	1	8260B	1/22/18 18:51	ANG	P8A0311
Bromochloromethane	BRL	mg/kg dry	0.0055	0.00030	1	8260B	1/22/18 18:51	ANG	P8A0311
Bromodichloromethane	BRL	mg/kg dry	0.0055	0.00031	1	8260B	1/22/18 18:51	ANG	P8A0311
Bromoform	BRL	mg/kg dry	0.0055	0.00063	1	8260B	1/22/18 18:51	ANG	P8A0311
Bromomethane	BRL	mg/kg dry	0.011	0.00068	1	8260B	1/22/18 18:51	ANG	P8A0311
Carbon Tetrachloride	BRL	mg/kg dry	0.0055	0.00027	1	8260B	1/22/18 18:51	ANG	P8A0311
Chlorobenzene	BRL	mg/kg dry	0.0055	0.00029	1	8260B	1/22/18 18:51	ANG	P8A0311
Chloroethane	BRL	mg/kg dry	0.011	0.00046	1	8260B	1/22/18 18:51	ANG	P8A0311
Chloroform	BRL	mg/kg dry	0.0055	0.00040	1	8260B	1/22/18 18:51	ANG	P8A0311
Chloromethane	BRL CCV	mg/kg dry	0.0055	0.00037	1	8260B	1/22/18 18:51	ANG	P8A0311
cis-1,2-Dichloroethylene	BRL	mg/kg dry	0.0055	0.00023	1	8260B	1/22/18 18:51	ANG	P8A0311
cis-1,3-Dichloropropylene	BRL	mg/kg dry	0.0055	0.00018	1	8260B	1/22/18 18:51	ANG	P8A0311
Dibromochloromethane	BRL	mg/kg dry	0.0055	0.00023	1	8260B	1/22/18 18:51	ANG	P8A0311
Dichlorodifluoromethane	BRL	mg/kg dry	0.0055	0.00025	1	8260B	1/22/18 18:51	ANG	P8A0311

This report should not be reproduced, except in its entirety, without the written consent of Prism Laboratories, Inc.

Geosyntec Consultants of NC, PC - Raleigh Project: NCDOT West End, NC
 Attn: Matthew Jenny
 2501 Blue Ridge Road, Ste 430
 Raleigh, NC 27607

Client Sample ID: SB-B2-1.5-2
 Prism Sample ID: 8010201-39
 Prism Work Order: 8010201
 Time Collected: 01/10/18 13:50
 Time Submitted: 01/12/18 16:40

Sample Matrix: Solid

Parameter	Result	Units	Report Limit	MDL	Dilution Factor	Method	Analysis Date/Time	Analyst	Batch ID
Ethylbenzene	BRL	mg/kg dry	0.0055	0.00021	1	8260B	1/22/18 18:51	ANG	P8A0311
Isopropyl Ether	BRL	mg/kg dry	0.0055	0.00022	1	8260B	1/22/18 18:51	ANG	P8A0311
Isopropylbenzene (Cumene)	BRL	mg/kg dry	0.0055	0.00033	1	8260B	1/22/18 18:51	ANG	P8A0311
m,p-Xylenes	BRL	mg/kg dry	0.011	0.00051	1	8260B	1/22/18 18:51	ANG	P8A0311
Methyl Butyl Ketone (2-Hexanone)	BRL	mg/kg dry	0.055	0.00050	1	8260B	1/22/18 18:51	ANG	P8A0311
Methyl Ethyl Ketone (2-Butanone)	BRL	mg/kg dry	0.11	0.00050	1	8260B	1/22/18 18:51	ANG	P8A0311
Methyl Isobutyl Ketone	BRL	mg/kg dry	0.055	0.00047	1	8260B	1/22/18 18:51	ANG	P8A0311
Methylene Chloride	BRL	mg/kg dry	0.011	0.00031	1	8260B	1/22/18 18:51	ANG	P8A0311
Methyl-tert-Butyl Ether	BRL	mg/kg dry	0.011	0.00018	1	8260B	1/22/18 18:51	ANG	P8A0311
Naphthalene	0.0023 J	mg/kg dry	0.011	0.00017	1	8260B	1/22/18 18:51	ANG	P8A0311
n-Butylbenzene	BRL	mg/kg dry	0.0055	0.00028	1	8260B	1/22/18 18:51	ANG	P8A0311
n-Propylbenzene	BRL	mg/kg dry	0.0055	0.00033	1	8260B	1/22/18 18:51	ANG	P8A0311
o-Xylene	BRL	mg/kg dry	0.0055	0.00023	1	8260B	1/22/18 18:51	ANG	P8A0311
sec-Butylbenzene	BRL	mg/kg dry	0.0055	0.00027	1	8260B	1/22/18 18:51	ANG	P8A0311
Styrene	BRL	mg/kg dry	0.0055	0.00033	1	8260B	1/22/18 18:51	ANG	P8A0311
tert-Butylbenzene	BRL	mg/kg dry	0.0055	0.00019	1	8260B	1/22/18 18:51	ANG	P8A0311
Tetrachloroethylene	BRL	mg/kg dry	0.0055	0.00026	1	8260B	1/22/18 18:51	ANG	P8A0311
Toluene	BRL	mg/kg dry	0.0055	0.00032	1	8260B	1/22/18 18:51	ANG	P8A0311
trans-1,2-Dichloroethylene	BRL	mg/kg dry	0.0055	0.00033	1	8260B	1/22/18 18:51	ANG	P8A0311
trans-1,3-Dichloropropylene	BRL	mg/kg dry	0.0055	0.00029	1	8260B	1/22/18 18:51	ANG	P8A0311
Trichloroethylene	BRL	mg/kg dry	0.0055	0.00036	1	8260B	1/22/18 18:51	ANG	P8A0311
Trichlorofluoromethane	BRL	mg/kg dry	0.0055	0.00036	1	8260B	1/22/18 18:51	ANG	P8A0311
Vinyl acetate	BRL	mg/kg dry	0.028	0.00075	1	8260B	1/22/18 18:51	ANG	P8A0311
Vinyl chloride	BRL	mg/kg dry	0.0055	0.00027	1	8260B	1/22/18 18:51	ANG	P8A0311
Xylenes, total	BRL	mg/kg dry	0.017	0.0010	1	8260B	1/22/18 18:51	ANG	P8A0311

Surrogate	Recovery	Control Limits
4-Bromofluorobenzene	99 %	70-130
Dibromofluoromethane	98 %	84-123
Toluene-d8	94 %	76-129

This report should not be reproduced, except in its entirety, without the written consent of Prism Laboratories, Inc.

Geosyntec Consultants of NC, PC - Raleigh Project: NCDOT West End, NC
 Attn: Matthew Jenny
 2501 Blue Ridge Road, Ste 430
 Raleigh, NC 27607

Sample Matrix: Solid

Client Sample ID: SB-B-DUP1
 Prism Sample ID: 8010201-40
 Prism Work Order: 8010201
 Time Collected: 01/10/18 18:00
 Time Submitted: 01/12/18 16:40

Parameter	Result	Units	Report Limit	MDL	Dilution Factor	Method	Analysis Date/Time	Analyst	Batch ID
General Chemistry Parameters									
% Solids	87.6	% by Weight	0.100	0.100	1	*SM2540 G	1/18/18 12:00	BJC	P8A0263
Volatile Organic Compounds by GC/MS									
1,1,1,2-Tetrachloroethane	BRL	mg/kg dry	0.0040	0.00033	1	8260B	1/22/18 19:19	ANG	P8A0311
1,1,1-Trichloroethane	BRL	mg/kg dry	0.0040	0.00019	1	8260B	1/22/18 19:19	ANG	P8A0311
1,1,2,2-Tetrachloroethane	BRL	mg/kg dry	0.0040	0.00027	1	8260B	1/22/18 19:19	ANG	P8A0311
1,1,2-Trichloroethane	BRL	mg/kg dry	0.0040	0.00035	1	8260B	1/22/18 19:19	ANG	P8A0311
1,1-Dichloroethane	BRL	mg/kg dry	0.0040	0.00011	1	8260B	1/22/18 19:19	ANG	P8A0311
1,1-Dichloroethylene	BRL	mg/kg dry	0.0040	0.00018	1	8260B	1/22/18 19:19	ANG	P8A0311
1,1-Dichloropropylene	BRL	mg/kg dry	0.0040	0.00022	1	8260B	1/22/18 19:19	ANG	P8A0311
1,2,3-Trichlorobenzene	BRL	mg/kg dry	0.0040	0.00023	1	8260B	1/22/18 19:19	ANG	P8A0311
1,2,3-Trichloropropane	BRL	mg/kg dry	0.0040	0.00051	1	8260B	1/22/18 19:19	ANG	P8A0311
1,2,4-Trichlorobenzene	BRL	mg/kg dry	0.0040	0.00030	1	8260B	1/22/18 19:19	ANG	P8A0311
1,2,4-Trimethylbenzene	BRL	mg/kg dry	0.0040	0.00030	1	8260B	1/22/18 19:19	ANG	P8A0311
1,2-Dibromoethane	BRL	mg/kg dry	0.0040	0.00016	1	8260B	1/22/18 19:19	ANG	P8A0311
1,2-Dichlorobenzene	BRL	mg/kg dry	0.0040	0.00019	1	8260B	1/22/18 19:19	ANG	P8A0311
1,2-Dichloroethane	BRL	mg/kg dry	0.0040	0.00024	1	8260B	1/22/18 19:19	ANG	P8A0311
1,2-Dichloropropane	BRL	mg/kg dry	0.0040	0.00025	1	8260B	1/22/18 19:19	ANG	P8A0311
1,3,5-Trimethylbenzene	BRL	mg/kg dry	0.0040	0.00030	1	8260B	1/22/18 19:19	ANG	P8A0311
1,3-Dichlorobenzene	BRL	mg/kg dry	0.0040	0.00026	1	8260B	1/22/18 19:19	ANG	P8A0311
1,3-Dichloropropane	BRL	mg/kg dry	0.0040	0.00020	1	8260B	1/22/18 19:19	ANG	P8A0311
1,4-Dichlorobenzene	BRL	mg/kg dry	0.0040	0.00016	1	8260B	1/22/18 19:19	ANG	P8A0311
2,2-Dichloropropane	BRL	mg/kg dry	0.0040	0.00019	1	8260B	1/22/18 19:19	ANG	P8A0311
2-Chlorotoluene	BRL	mg/kg dry	0.0040	0.00021	1	8260B	1/22/18 19:19	ANG	P8A0311
4-Chlorotoluene	BRL	mg/kg dry	0.0040	0.00024	1	8260B	1/22/18 19:19	ANG	P8A0311
4-Isopropyltoluene	BRL	mg/kg dry	0.0040	0.00019	1	8260B	1/22/18 19:19	ANG	P8A0311
Acetone	0.025 J	mg/kg dry	0.040	0.00097	1	8260B	1/22/18 19:19	ANG	P8A0311
Benzene	BRL	mg/kg dry	0.0024	0.00023	1	8260B	1/22/18 19:19	ANG	P8A0311
Bromobenzene	BRL	mg/kg dry	0.0040	0.00033	1	8260B	1/22/18 19:19	ANG	P8A0311
Bromochloromethane	BRL	mg/kg dry	0.0040	0.00022	1	8260B	1/22/18 19:19	ANG	P8A0311
Bromodichloromethane	BRL	mg/kg dry	0.0040	0.00022	1	8260B	1/22/18 19:19	ANG	P8A0311
Bromoform	BRL	mg/kg dry	0.0040	0.00045	1	8260B	1/22/18 19:19	ANG	P8A0311
Bromomethane	BRL	mg/kg dry	0.0080	0.00049	1	8260B	1/22/18 19:19	ANG	P8A0311
Carbon Tetrachloride	BRL	mg/kg dry	0.0040	0.00020	1	8260B	1/22/18 19:19	ANG	P8A0311
Chlorobenzene	BRL	mg/kg dry	0.0040	0.00021	1	8260B	1/22/18 19:19	ANG	P8A0311
Chloroethane	BRL	mg/kg dry	0.0080	0.00033	1	8260B	1/22/18 19:19	ANG	P8A0311
Chloroform	BRL	mg/kg dry	0.0040	0.00029	1	8260B	1/22/18 19:19	ANG	P8A0311
Chloromethane	BRL CCV	mg/kg dry	0.0040	0.00027	1	8260B	1/22/18 19:19	ANG	P8A0311
cis-1,2-Dichloroethylene	BRL	mg/kg dry	0.0040	0.00017	1	8260B	1/22/18 19:19	ANG	P8A0311
cis-1,3-Dichloropropylene	BRL	mg/kg dry	0.0040	0.00013	1	8260B	1/22/18 19:19	ANG	P8A0311
Dibromochloromethane	BRL	mg/kg dry	0.0040	0.00016	1	8260B	1/22/18 19:19	ANG	P8A0311
Dichlorodifluoromethane	BRL	mg/kg dry	0.0040	0.00018	1	8260B	1/22/18 19:19	ANG	P8A0311

This report should not be reproduced, except in its entirety, without the written consent of Prism Laboratories, Inc.

Geosyntec Consultants of NC, PC - Raleigh Project: NCDOT West End, NC
 Attn: Matthew Jenny
 2501 Blue Ridge Road, Ste 430
 Raleigh, NC 27607

Sample Matrix: Solid

Client Sample ID: SB-B-DUP1
 Prism Sample ID: 8010201-40
 Prism Work Order: 8010201
 Time Collected: 01/10/18 18:00
 Time Submitted: 01/12/18 16:40

Parameter	Result	Units	Report Limit	MDL	Dilution Factor	Method	Analysis Date/Time	Analyst	Batch ID
Ethylbenzene	BRL	mg/kg dry	0.0040	0.00015	1	8260B	1/22/18 19:19	ANG	P8A0311
Isopropyl Ether	BRL	mg/kg dry	0.0040	0.00016	1	8260B	1/22/18 19:19	ANG	P8A0311
Isopropylbenzene (Cumene)	BRL	mg/kg dry	0.0040	0.00024	1	8260B	1/22/18 19:19	ANG	P8A0311
m,p-Xylenes	BRL	mg/kg dry	0.0080	0.00037	1	8260B	1/22/18 19:19	ANG	P8A0311
Methyl Butyl Ketone (2-Hexanone)	BRL	mg/kg dry	0.040	0.00036	1	8260B	1/22/18 19:19	ANG	P8A0311
Methyl Ethyl Ketone (2-Butanone)	BRL	mg/kg dry	0.080	0.00036	1	8260B	1/22/18 19:19	ANG	P8A0311
Methyl Isobutyl Ketone	BRL	mg/kg dry	0.040	0.00034	1	8260B	1/22/18 19:19	ANG	P8A0311
Methylene Chloride	BRL	mg/kg dry	0.0080	0.00022	1	8260B	1/22/18 19:19	ANG	P8A0311
Methyl-tert-Butyl Ether	BRL	mg/kg dry	0.0080	0.00013	1	8260B	1/22/18 19:19	ANG	P8A0311
Naphthalene	BRL	mg/kg dry	0.0080	0.00013	1	8260B	1/22/18 19:19	ANG	P8A0311
n-Butylbenzene	BRL	mg/kg dry	0.0040	0.00020	1	8260B	1/22/18 19:19	ANG	P8A0311
n-Propylbenzene	BRL	mg/kg dry	0.0040	0.00024	1	8260B	1/22/18 19:19	ANG	P8A0311
o-Xylene	BRL	mg/kg dry	0.0040	0.00016	1	8260B	1/22/18 19:19	ANG	P8A0311
sec-Butylbenzene	BRL	mg/kg dry	0.0040	0.00019	1	8260B	1/22/18 19:19	ANG	P8A0311
Styrene	BRL	mg/kg dry	0.0040	0.00024	1	8260B	1/22/18 19:19	ANG	P8A0311
tert-Butylbenzene	BRL	mg/kg dry	0.0040	0.00013	1	8260B	1/22/18 19:19	ANG	P8A0311
Tetrachloroethylene	BRL	mg/kg dry	0.0040	0.00019	1	8260B	1/22/18 19:19	ANG	P8A0311
Toluene	BRL	mg/kg dry	0.0040	0.00023	1	8260B	1/22/18 19:19	ANG	P8A0311
trans-1,2-Dichloroethylene	BRL	mg/kg dry	0.0040	0.00024	1	8260B	1/22/18 19:19	ANG	P8A0311
trans-1,3-Dichloropropylene	BRL	mg/kg dry	0.0040	0.00021	1	8260B	1/22/18 19:19	ANG	P8A0311
Trichloroethylene	BRL	mg/kg dry	0.0040	0.00026	1	8260B	1/22/18 19:19	ANG	P8A0311
Trichlorofluoromethane	BRL	mg/kg dry	0.0040	0.00026	1	8260B	1/22/18 19:19	ANG	P8A0311
Vinyl acetate	BRL	mg/kg dry	0.020	0.00055	1	8260B	1/22/18 19:19	ANG	P8A0311
Vinyl chloride	BRL	mg/kg dry	0.0040	0.00019	1	8260B	1/22/18 19:19	ANG	P8A0311
Xylenes, total	BRL	mg/kg dry	0.012	0.00075	1	8260B	1/22/18 19:19	ANG	P8A0311
			Surrogate			Recovery		Control Limits	
			4-Bromofluorobenzene			100 %		70-130	
			Dibromofluoromethane			100 %		84-123	
			Toluene-d8			92 %		76-129	

Geosyntec Consultants of NC, PC - Raleigh Project: NCDOT West End, NC
 Attn: Matthew Jenny
 2501 Blue Ridge Road, Ste 430
 Raleigh, NC 27607

Sample Matrix: Solid

Client Sample ID: SB-B3-3.5-4
 Prism Sample ID: 8010201-41
 Prism Work Order: 8010201
 Time Collected: 01/10/18 15:15
 Time Submitted: 01/12/18 16:40

Parameter	Result	Units	Report Limit	MDL	Dilution Factor	Method	Analysis Date/Time	Analyst	Batch ID
General Chemistry Parameters									
% Solids	83.8	% by Weight	0.100	0.100	1	*SM2540 G	1/18/18 12:00	BJC	P8A0263
Volatile Organic Compounds by GC/MS									
1,1,1,2-Tetrachloroethane	BRL	mg/kg dry	0.0063	0.00052	1	8260B	1/22/18 19:47	ANG	P8A0311
1,1,1-Trichloroethane	BRL	mg/kg dry	0.0063	0.00031	1	8260B	1/22/18 19:47	ANG	P8A0311
1,1,2,2-Tetrachloroethane	BRL	mg/kg dry	0.0063	0.00043	1	8260B	1/22/18 19:47	ANG	P8A0311
1,1,2-Trichloroethane	BRL	mg/kg dry	0.0063	0.00056	1	8260B	1/22/18 19:47	ANG	P8A0311
1,1-Dichloroethane	BRL	mg/kg dry	0.0063	0.00018	1	8260B	1/22/18 19:47	ANG	P8A0311
1,1-Dichloroethylene	BRL	mg/kg dry	0.0063	0.00028	1	8260B	1/22/18 19:47	ANG	P8A0311
1,1-Dichloropropylene	BRL	mg/kg dry	0.0063	0.00035	1	8260B	1/22/18 19:47	ANG	P8A0311
1,2,3-Trichlorobenzene	BRL	mg/kg dry	0.0063	0.00036	1	8260B	1/22/18 19:47	ANG	P8A0311
1,2,3-Trichloropropane	BRL	mg/kg dry	0.0063	0.00081	1	8260B	1/22/18 19:47	ANG	P8A0311
1,2,4-Trichlorobenzene	BRL	mg/kg dry	0.0063	0.00047	1	8260B	1/22/18 19:47	ANG	P8A0311
1,2,4-Trimethylbenzene	BRL	mg/kg dry	0.0063	0.00048	1	8260B	1/22/18 19:47	ANG	P8A0311
1,2-Dibromoethane	BRL	mg/kg dry	0.0063	0.00025	1	8260B	1/22/18 19:47	ANG	P8A0311
1,2-Dichlorobenzene	BRL	mg/kg dry	0.0063	0.00030	1	8260B	1/22/18 19:47	ANG	P8A0311
1,2-Dichloroethane	BRL	mg/kg dry	0.0063	0.00038	1	8260B	1/22/18 19:47	ANG	P8A0311
1,2-Dichloropropane	BRL	mg/kg dry	0.0063	0.00039	1	8260B	1/22/18 19:47	ANG	P8A0311
1,3,5-Trimethylbenzene	BRL	mg/kg dry	0.0063	0.00048	1	8260B	1/22/18 19:47	ANG	P8A0311
1,3-Dichlorobenzene	BRL	mg/kg dry	0.0063	0.00042	1	8260B	1/22/18 19:47	ANG	P8A0311
1,3-Dichloropropane	BRL	mg/kg dry	0.0063	0.00032	1	8260B	1/22/18 19:47	ANG	P8A0311
1,4-Dichlorobenzene	BRL	mg/kg dry	0.0063	0.00025	1	8260B	1/22/18 19:47	ANG	P8A0311
2,2-Dichloropropane	BRL	mg/kg dry	0.0063	0.00030	1	8260B	1/22/18 19:47	ANG	P8A0311
2-Chlorotoluene	BRL	mg/kg dry	0.0063	0.00033	1	8260B	1/22/18 19:47	ANG	P8A0311
4-Chlorotoluene	BRL	mg/kg dry	0.0063	0.00038	1	8260B	1/22/18 19:47	ANG	P8A0311
4-Isopropyltoluene	BRL	mg/kg dry	0.0063	0.00031	1	8260B	1/22/18 19:47	ANG	P8A0311
Acetone	BRL	mg/kg dry	0.063	0.0015	1	8260B	1/22/18 19:47	ANG	P8A0311
Benzene	BRL	mg/kg dry	0.0038	0.00037	1	8260B	1/22/18 19:47	ANG	P8A0311
Bromobenzene	BRL	mg/kg dry	0.0063	0.00053	1	8260B	1/22/18 19:47	ANG	P8A0311
Bromochloromethane	BRL	mg/kg dry	0.0063	0.00035	1	8260B	1/22/18 19:47	ANG	P8A0311
Bromodichloromethane	BRL	mg/kg dry	0.0063	0.00035	1	8260B	1/22/18 19:47	ANG	P8A0311
Bromoform	BRL	mg/kg dry	0.0063	0.00072	1	8260B	1/22/18 19:47	ANG	P8A0311
Bromomethane	BRL	mg/kg dry	0.013	0.00078	1	8260B	1/22/18 19:47	ANG	P8A0311
Carbon Tetrachloride	BRL	mg/kg dry	0.0063	0.00032	1	8260B	1/22/18 19:47	ANG	P8A0311
Chlorobenzene	BRL	mg/kg dry	0.0063	0.00034	1	8260B	1/22/18 19:47	ANG	P8A0311
Chloroethane	BRL	mg/kg dry	0.013	0.00053	1	8260B	1/22/18 19:47	ANG	P8A0311
Chloroform	BRL	mg/kg dry	0.0063	0.00046	1	8260B	1/22/18 19:47	ANG	P8A0311
Chloromethane	BRL CCV	mg/kg dry	0.0063	0.00043	1	8260B	1/22/18 19:47	ANG	P8A0311
cis-1,2-Dichloroethylene	BRL	mg/kg dry	0.0063	0.00027	1	8260B	1/22/18 19:47	ANG	P8A0311
cis-1,3-Dichloropropylene	BRL	mg/kg dry	0.0063	0.00021	1	8260B	1/22/18 19:47	ANG	P8A0311
Dibromochloromethane	BRL	mg/kg dry	0.0063	0.00026	1	8260B	1/22/18 19:47	ANG	P8A0311
Dichlorodifluoromethane	BRL	mg/kg dry	0.0063	0.00029	1	8260B	1/22/18 19:47	ANG	P8A0311

This report should not be reproduced, except in its entirety, without the written consent of Prism Laboratories, Inc.

Geosyntec Consultants of NC, PC - Raleigh Project: NCDOT West End, NC
 Attn: Matthew Jenny
 2501 Blue Ridge Road, Ste 430
 Raleigh, NC 27607

Sample Matrix: Solid

Client Sample ID: SB-B3-3.5-4
 Prism Sample ID: 8010201-41
 Prism Work Order: 8010201
 Time Collected: 01/10/18 15:15
 Time Submitted: 01/12/18 16:40

Parameter	Result	Units	Report Limit	MDL	Dilution Factor	Method	Analysis Date/Time	Analyst	Batch ID
Ethylbenzene	BRL	mg/kg dry	0.0063	0.00024	1	8260B	1/22/18 19:47	ANG	P8A0311
Isopropyl Ether	BRL	mg/kg dry	0.0063	0.00026	1	8260B	1/22/18 19:47	ANG	P8A0311
Isopropylbenzene (Cumene)	BRL	mg/kg dry	0.0063	0.00037	1	8260B	1/22/18 19:47	ANG	P8A0311
m,p-Xylenes	BRL	mg/kg dry	0.013	0.00058	1	8260B	1/22/18 19:47	ANG	P8A0311
Methyl Butyl Ketone (2-Hexanone)	BRL	mg/kg dry	0.063	0.00057	1	8260B	1/22/18 19:47	ANG	P8A0311
Methyl Ethyl Ketone (2-Butanone)	BRL	mg/kg dry	0.13	0.00057	1	8260B	1/22/18 19:47	ANG	P8A0311
Methyl Isobutyl Ketone	BRL	mg/kg dry	0.063	0.00054	1	8260B	1/22/18 19:47	ANG	P8A0311
Methylene Chloride	BRL	mg/kg dry	0.013	0.00036	1	8260B	1/22/18 19:47	ANG	P8A0311
Methyl-tert-Butyl Ether	BRL	mg/kg dry	0.013	0.00020	1	8260B	1/22/18 19:47	ANG	P8A0311
Naphthalene	BRL	mg/kg dry	0.013	0.00020	1	8260B	1/22/18 19:47	ANG	P8A0311
n-Butylbenzene	BRL	mg/kg dry	0.0063	0.00032	1	8260B	1/22/18 19:47	ANG	P8A0311
n-Propylbenzene	BRL	mg/kg dry	0.0063	0.00038	1	8260B	1/22/18 19:47	ANG	P8A0311
o-Xylene	BRL	mg/kg dry	0.0063	0.00026	1	8260B	1/22/18 19:47	ANG	P8A0311
sec-Butylbenzene	BRL	mg/kg dry	0.0063	0.00031	1	8260B	1/22/18 19:47	ANG	P8A0311
Styrene	BRL	mg/kg dry	0.0063	0.00038	1	8260B	1/22/18 19:47	ANG	P8A0311
tert-Butylbenzene	BRL	mg/kg dry	0.0063	0.00021	1	8260B	1/22/18 19:47	ANG	P8A0311
Tetrachloroethylene	BRL	mg/kg dry	0.0063	0.00030	1	8260B	1/22/18 19:47	ANG	P8A0311
Toluene	BRL	mg/kg dry	0.0063	0.00036	1	8260B	1/22/18 19:47	ANG	P8A0311
trans-1,2-Dichloroethylene	BRL	mg/kg dry	0.0063	0.00038	1	8260B	1/22/18 19:47	ANG	P8A0311
trans-1,3-Dichloropropylene	BRL	mg/kg dry	0.0063	0.00033	1	8260B	1/22/18 19:47	ANG	P8A0311
Trichloroethylene	BRL	mg/kg dry	0.0063	0.00041	1	8260B	1/22/18 19:47	ANG	P8A0311
Trichlorofluoromethane	BRL	mg/kg dry	0.0063	0.00041	1	8260B	1/22/18 19:47	ANG	P8A0311
Vinyl acetate	BRL	mg/kg dry	0.032	0.00087	1	8260B	1/22/18 19:47	ANG	P8A0311
Vinyl chloride	BRL	mg/kg dry	0.0063	0.00031	1	8260B	1/22/18 19:47	ANG	P8A0311
Xylenes, total	BRL	mg/kg dry	0.019	0.0012	1	8260B	1/22/18 19:47	ANG	P8A0311
			Surrogate			Recovery		Control Limits	
			4-Bromofluorobenzene			101 %		70-130	
			Dibromofluoromethane			97 %		84-123	
			Toluene-d8			93 %		76-129	

Geosyntec Consultants of NC, PC - Raleigh Project: NCDOT West End, NC
 Attn: Matthew Jenny
 2501 Blue Ridge Road, Ste 430
 Raleigh, NC 27607

Sample Matrix: Solid

Client Sample ID: SB-NW-1-2.5-3
 Prism Sample ID: 8010201-42
 Prism Work Order: 8010201
 Time Collected: 01/10/18 14:45
 Time Submitted: 01/12/18 16:40

Parameter	Result	Units	Report Limit	MDL	Dilution Factor	Method	Analysis Date/Time	Analyst	Batch ID
-----------	--------	-------	--------------	-----	-----------------	--------	--------------------	---------	----------

General Chemistry Parameters

% Solids	92.0	% by Weight	0.100	0.100	1	*SM2540 G	1/18/18 12:00	BJC	P8A0263
----------	------	-------------	-------	-------	---	-----------	---------------	-----	---------

Volatile Organic Compounds by GC/MS

1,1,1,2-Tetrachloroethane	BRL	mg/kg dry	0.0040	0.00033	1	8260B	1/22/18 20:14	ANG	P8A0311
1,1,1-Trichloroethane	BRL	mg/kg dry	0.0040	0.00019	1	8260B	1/22/18 20:14	ANG	P8A0311
1,1,2,2-Tetrachloroethane	BRL	mg/kg dry	0.0040	0.00027	1	8260B	1/22/18 20:14	ANG	P8A0311
1,1,2-Trichloroethane	BRL	mg/kg dry	0.0040	0.00035	1	8260B	1/22/18 20:14	ANG	P8A0311
1,1-Dichloroethane	BRL	mg/kg dry	0.0040	0.00011	1	8260B	1/22/18 20:14	ANG	P8A0311
1,1-Dichloroethylene	BRL	mg/kg dry	0.0040	0.00018	1	8260B	1/22/18 20:14	ANG	P8A0311
1,1-Dichloropropylene	BRL	mg/kg dry	0.0040	0.00022	1	8260B	1/22/18 20:14	ANG	P8A0311
1,2,3-Trichlorobenzene	BRL	mg/kg dry	0.0040	0.00023	1	8260B	1/22/18 20:14	ANG	P8A0311
1,2,3-Trichloropropane	BRL	mg/kg dry	0.0040	0.00051	1	8260B	1/22/18 20:14	ANG	P8A0311
1,2,4-Trichlorobenzene	BRL	mg/kg dry	0.0040	0.00030	1	8260B	1/22/18 20:14	ANG	P8A0311
1,2,4-Trimethylbenzene	BRL	mg/kg dry	0.0040	0.00031	1	8260B	1/22/18 20:14	ANG	P8A0311
1,2-Dibromoethane	BRL	mg/kg dry	0.0040	0.00016	1	8260B	1/22/18 20:14	ANG	P8A0311
1,2-Dichlorobenzene	BRL	mg/kg dry	0.0040	0.00019	1	8260B	1/22/18 20:14	ANG	P8A0311
1,2-Dichloroethane	BRL	mg/kg dry	0.0040	0.00024	1	8260B	1/22/18 20:14	ANG	P8A0311
1,2-Dichloropropane	BRL	mg/kg dry	0.0040	0.00025	1	8260B	1/22/18 20:14	ANG	P8A0311
1,3,5-Trimethylbenzene	BRL	mg/kg dry	0.0040	0.00030	1	8260B	1/22/18 20:14	ANG	P8A0311
1,3-Dichlorobenzene	BRL	mg/kg dry	0.0040	0.00026	1	8260B	1/22/18 20:14	ANG	P8A0311
1,3-Dichloropropane	BRL	mg/kg dry	0.0040	0.00020	1	8260B	1/22/18 20:14	ANG	P8A0311
1,4-Dichlorobenzene	BRL	mg/kg dry	0.0040	0.00016	1	8260B	1/22/18 20:14	ANG	P8A0311
2,2-Dichloropropane	BRL	mg/kg dry	0.0040	0.00019	1	8260B	1/22/18 20:14	ANG	P8A0311
2-Chlorotoluene	BRL	mg/kg dry	0.0040	0.00021	1	8260B	1/22/18 20:14	ANG	P8A0311
4-Chlorotoluene	BRL	mg/kg dry	0.0040	0.00024	1	8260B	1/22/18 20:14	ANG	P8A0311
4-Isopropyltoluene	BRL	mg/kg dry	0.0040	0.00019	1	8260B	1/22/18 20:14	ANG	P8A0311
Acetone	BRL	mg/kg dry	0.040	0.00098	1	8260B	1/22/18 20:14	ANG	P8A0311
Benzene	BRL	mg/kg dry	0.0024	0.00023	1	8260B	1/22/18 20:14	ANG	P8A0311
Bromobenzene	BRL	mg/kg dry	0.0040	0.00033	1	8260B	1/22/18 20:14	ANG	P8A0311
Bromochloromethane	BRL	mg/kg dry	0.0040	0.00022	1	8260B	1/22/18 20:14	ANG	P8A0311
Bromodichloromethane	BRL	mg/kg dry	0.0040	0.00022	1	8260B	1/22/18 20:14	ANG	P8A0311
Bromoform	BRL	mg/kg dry	0.0040	0.00045	1	8260B	1/22/18 20:14	ANG	P8A0311
Bromomethane	BRL	mg/kg dry	0.0080	0.00049	1	8260B	1/22/18 20:14	ANG	P8A0311
Carbon Tetrachloride	BRL	mg/kg dry	0.0040	0.00020	1	8260B	1/22/18 20:14	ANG	P8A0311
Chlorobenzene	BRL	mg/kg dry	0.0040	0.00021	1	8260B	1/22/18 20:14	ANG	P8A0311
Chloroethane	BRL	mg/kg dry	0.0080	0.00033	1	8260B	1/22/18 20:14	ANG	P8A0311
Chloroform	BRL	mg/kg dry	0.0040	0.00029	1	8260B	1/22/18 20:14	ANG	P8A0311
Chloromethane	BRL CCV	mg/kg dry	0.0040	0.00027	1	8260B	1/22/18 20:14	ANG	P8A0311
cis-1,2-Dichloroethylene	BRL	mg/kg dry	0.0040	0.00017	1	8260B	1/22/18 20:14	ANG	P8A0311
cis-1,3-Dichloropropylene	BRL	mg/kg dry	0.0040	0.00013	1	8260B	1/22/18 20:14	ANG	P8A0311
Dibromochloromethane	BRL	mg/kg dry	0.0040	0.00016	1	8260B	1/22/18 20:14	ANG	P8A0311
Dichlorodifluoromethane	BRL	mg/kg dry	0.0040	0.00018	1	8260B	1/22/18 20:14	ANG	P8A0311

This report should not be reproduced, except in its entirety, without the written consent of Prism Laboratories, Inc.

Geosyntec Consultants of NC, PC - Raleigh Project: NCDOT West End, NC
 Attn: Matthew Jenny
 2501 Blue Ridge Road, Ste 430
 Raleigh, NC 27607

Client Sample ID: SB-NW-1-2.5-3
 Prism Sample ID: 8010201-42
 Prism Work Order: 8010201
 Time Collected: 01/10/18 14:45
 Time Submitted: 01/12/18 16:40

Sample Matrix: Solid

Parameter	Result	Units	Report Limit	MDL	Dilution Factor	Method	Analysis Date/Time	Analyst	Batch ID
Ethylbenzene	BRL	mg/kg dry	0.0040	0.00015	1	8260B	1/22/18 20:14	ANG	P8A0311
Isopropyl Ether	BRL	mg/kg dry	0.0040	0.00016	1	8260B	1/22/18 20:14	ANG	P8A0311
Isopropylbenzene (Cumene)	BRL	mg/kg dry	0.0040	0.00024	1	8260B	1/22/18 20:14	ANG	P8A0311
m,p-Xylenes	BRL	mg/kg dry	0.0080	0.00037	1	8260B	1/22/18 20:14	ANG	P8A0311
Methyl Butyl Ketone (2-Hexanone)	BRL	mg/kg dry	0.040	0.00036	1	8260B	1/22/18 20:14	ANG	P8A0311
Methyl Ethyl Ketone (2-Butanone)	BRL	mg/kg dry	0.080	0.00036	1	8260B	1/22/18 20:14	ANG	P8A0311
Methyl Isobutyl Ketone	BRL	mg/kg dry	0.040	0.00034	1	8260B	1/22/18 20:14	ANG	P8A0311
Methylene Chloride	BRL	mg/kg dry	0.0080	0.00022	1	8260B	1/22/18 20:14	ANG	P8A0311
Methyl-tert-Butyl Ether	BRL	mg/kg dry	0.0080	0.00013	1	8260B	1/22/18 20:14	ANG	P8A0311
Naphthalene	BRL	mg/kg dry	0.0080	0.00013	1	8260B	1/22/18 20:14	ANG	P8A0311
n-Butylbenzene	BRL	mg/kg dry	0.0040	0.00020	1	8260B	1/22/18 20:14	ANG	P8A0311
n-Propylbenzene	BRL	mg/kg dry	0.0040	0.00024	1	8260B	1/22/18 20:14	ANG	P8A0311
o-Xylene	BRL	mg/kg dry	0.0040	0.00016	1	8260B	1/22/18 20:14	ANG	P8A0311
sec-Butylbenzene	BRL	mg/kg dry	0.0040	0.00019	1	8260B	1/22/18 20:14	ANG	P8A0311
Styrene	BRL	mg/kg dry	0.0040	0.00024	1	8260B	1/22/18 20:14	ANG	P8A0311
tert-Butylbenzene	BRL	mg/kg dry	0.0040	0.00014	1	8260B	1/22/18 20:14	ANG	P8A0311
Tetrachloroethylene	BRL	mg/kg dry	0.0040	0.00019	1	8260B	1/22/18 20:14	ANG	P8A0311
Toluene	BRL	mg/kg dry	0.0040	0.00023	1	8260B	1/22/18 20:14	ANG	P8A0311
trans-1,2-Dichloroethylene	BRL	mg/kg dry	0.0040	0.00024	1	8260B	1/22/18 20:14	ANG	P8A0311
trans-1,3-Dichloropropylene	BRL	mg/kg dry	0.0040	0.00021	1	8260B	1/22/18 20:14	ANG	P8A0311
Trichloroethylene	BRL	mg/kg dry	0.0040	0.00026	1	8260B	1/22/18 20:14	ANG	P8A0311
Trichlorofluoromethane	BRL	mg/kg dry	0.0040	0.00026	1	8260B	1/22/18 20:14	ANG	P8A0311
Vinyl acetate	BRL	mg/kg dry	0.020	0.00055	1	8260B	1/22/18 20:14	ANG	P8A0311
Vinyl chloride	BRL	mg/kg dry	0.0040	0.00019	1	8260B	1/22/18 20:14	ANG	P8A0311
Xylenes, total	BRL	mg/kg dry	0.012	0.00075	1	8260B	1/22/18 20:14	ANG	P8A0311
			Surrogate			Recovery		Control Limits	
			4-Bromofluorobenzene			98 %		70-130	
			Dibromofluoromethane			101 %		84-123	
			Toluene-d8			94 %		76-129	

Geosyntec Consultants of NC, PC - Raleigh Project: NCDOT West End, NC
 Attn: Matthew Jenny
 2501 Blue Ridge Road, Ste 430
 Raleigh, NC 27607

Client Sample ID: SB-B4-3.5-4
 Prism Sample ID: 8010201-43
 Prism Work Order: 8010201
 Time Collected: 01/10/18 16:15
 Time Submitted: 01/12/18 16:40

Sample Matrix: Solid

Parameter	Result	Units	Report Limit	MDL	Dilution Factor	Method	Analysis Date/Time	Analyst	Batch ID
-----------	--------	-------	--------------	-----	-----------------	--------	--------------------	---------	----------

General Chemistry Parameters

% Solids	73.8	% by Weight	0.100	0.100	1	*SM2540 G	1/18/18 12:00	BJC	P8A0263
----------	------	-------------	-------	-------	---	-----------	---------------	-----	---------

Volatile Organic Compounds by GC/MS

1,1,1,2-Tetrachloroethane	BRL	mg/kg dry	0.0068	0.00056	1	8260B	1/22/18 20:42	ANG	P8A0311
1,1,1-Trichloroethane	BRL	mg/kg dry	0.0068	0.00033	1	8260B	1/22/18 20:42	ANG	P8A0311
1,1,2,2-Tetrachloroethane	BRL	mg/kg dry	0.0068	0.00046	1	8260B	1/22/18 20:42	ANG	P8A0311
1,1,2-Trichloroethane	BRL	mg/kg dry	0.0068	0.00060	1	8260B	1/22/18 20:42	ANG	P8A0311
1,1-Dichloroethane	BRL	mg/kg dry	0.0068	0.00019	1	8260B	1/22/18 20:42	ANG	P8A0311
1,1-Dichloroethylene	BRL	mg/kg dry	0.0068	0.00030	1	8260B	1/22/18 20:42	ANG	P8A0311
1,1-Dichloropropylene	BRL	mg/kg dry	0.0068	0.00037	1	8260B	1/22/18 20:42	ANG	P8A0311
1,2,3-Trichlorobenzene	BRL	mg/kg dry	0.0068	0.00038	1	8260B	1/22/18 20:42	ANG	P8A0311
1,2,3-Trichloropropane	BRL	mg/kg dry	0.0068	0.00086	1	8260B	1/22/18 20:42	ANG	P8A0311
1,2,4-Trichlorobenzene	BRL	mg/kg dry	0.0068	0.00050	1	8260B	1/22/18 20:42	ANG	P8A0311
1,2,4-Trimethylbenzene	BRL	mg/kg dry	0.0068	0.00052	1	8260B	1/22/18 20:42	ANG	P8A0311
1,2-Dibromoethane	BRL	mg/kg dry	0.0068	0.00027	1	8260B	1/22/18 20:42	ANG	P8A0311
1,2-Dichlorobenzene	BRL	mg/kg dry	0.0068	0.00032	1	8260B	1/22/18 20:42	ANG	P8A0311
1,2-Dichloroethane	BRL	mg/kg dry	0.0068	0.00040	1	8260B	1/22/18 20:42	ANG	P8A0311
1,2-Dichloropropane	BRL	mg/kg dry	0.0068	0.00042	1	8260B	1/22/18 20:42	ANG	P8A0311
1,3,5-Trimethylbenzene	BRL	mg/kg dry	0.0068	0.00051	1	8260B	1/22/18 20:42	ANG	P8A0311
1,3-Dichlorobenzene	BRL	mg/kg dry	0.0068	0.00045	1	8260B	1/22/18 20:42	ANG	P8A0311
1,3-Dichloropropane	BRL	mg/kg dry	0.0068	0.00034	1	8260B	1/22/18 20:42	ANG	P8A0311
1,4-Dichlorobenzene	BRL	mg/kg dry	0.0068	0.00027	1	8260B	1/22/18 20:42	ANG	P8A0311
2,2-Dichloropropane	BRL	mg/kg dry	0.0068	0.00032	1	8260B	1/22/18 20:42	ANG	P8A0311
2-Chlorotoluene	BRL	mg/kg dry	0.0068	0.00035	1	8260B	1/22/18 20:42	ANG	P8A0311
4-Chlorotoluene	BRL	mg/kg dry	0.0068	0.00040	1	8260B	1/22/18 20:42	ANG	P8A0311
4-Isopropyltoluene	BRL	mg/kg dry	0.0068	0.00033	1	8260B	1/22/18 20:42	ANG	P8A0311
Acetone	BRL	mg/kg dry	0.068	0.0017	1	8260B	1/22/18 20:42	ANG	P8A0311
Benzene	BRL	mg/kg dry	0.0041	0.00039	1	8260B	1/22/18 20:42	ANG	P8A0311
Bromobenzene	BRL	mg/kg dry	0.0068	0.00057	1	8260B	1/22/18 20:42	ANG	P8A0311
Bromochloromethane	BRL	mg/kg dry	0.0068	0.00037	1	8260B	1/22/18 20:42	ANG	P8A0311
Bromodichloromethane	BRL	mg/kg dry	0.0068	0.00038	1	8260B	1/22/18 20:42	ANG	P8A0311
Bromoform	BRL	mg/kg dry	0.0068	0.00077	1	8260B	1/22/18 20:42	ANG	P8A0311
Bromomethane	BRL	mg/kg dry	0.014	0.00084	1	8260B	1/22/18 20:42	ANG	P8A0311
Carbon Tetrachloride	BRL	mg/kg dry	0.0068	0.00034	1	8260B	1/22/18 20:42	ANG	P8A0311
Chlorobenzene	BRL	mg/kg dry	0.0068	0.00036	1	8260B	1/22/18 20:42	ANG	P8A0311
Chloroethane	BRL	mg/kg dry	0.014	0.00057	1	8260B	1/22/18 20:42	ANG	P8A0311
Chloroform	BRL	mg/kg dry	0.0068	0.00049	1	8260B	1/22/18 20:42	ANG	P8A0311
Chloromethane	BRL CCV	mg/kg dry	0.0068	0.00046	1	8260B	1/22/18 20:42	ANG	P8A0311
cis-1,2-Dichloroethylene	BRL	mg/kg dry	0.0068	0.00029	1	8260B	1/22/18 20:42	ANG	P8A0311
cis-1,3-Dichloropropylene	BRL	mg/kg dry	0.0068	0.00023	1	8260B	1/22/18 20:42	ANG	P8A0311
Dibromochloromethane	BRL	mg/kg dry	0.0068	0.00028	1	8260B	1/22/18 20:42	ANG	P8A0311
Dichlorodifluoromethane	BRL	mg/kg dry	0.0068	0.00031	1	8260B	1/22/18 20:42	ANG	P8A0311

This report should not be reproduced, except in its entirety, without the written consent of Prism Laboratories, Inc.

Geosyntec Consultants of NC, PC - Raleigh Project: NCDOT West End, NC
 Attn: Matthew Jenny
 2501 Blue Ridge Road, Ste 430
 Raleigh, NC 27607

Client Sample ID: SB-B4-3.5-4
 Prism Sample ID: 8010201-43
 Prism Work Order: 8010201
 Time Collected: 01/10/18 16:15
 Time Submitted: 01/12/18 16:40

Sample Matrix: Solid

Parameter	Result	Units	Report Limit	MDL	Dilution Factor	Method	Analysis Date/Time	Analyst	Batch ID
Ethylbenzene	BRL	mg/kg dry	0.0068	0.00026	1	8260B	1/22/18 20:42	ANG	P8A0311
Isopropyl Ether	BRL	mg/kg dry	0.0068	0.00028	1	8260B	1/22/18 20:42	ANG	P8A0311
Isopropylbenzene (Cumene)	BRL	mg/kg dry	0.0068	0.00040	1	8260B	1/22/18 20:42	ANG	P8A0311
m,p-Xylenes	BRL	mg/kg dry	0.014	0.00062	1	8260B	1/22/18 20:42	ANG	P8A0311
Methyl Butyl Ketone (2-Hexanone)	BRL	mg/kg dry	0.068	0.00061	1	8260B	1/22/18 20:42	ANG	P8A0311
Methyl Ethyl Ketone (2-Butanone)	BRL	mg/kg dry	0.14	0.00061	1	8260B	1/22/18 20:42	ANG	P8A0311
Methyl Isobutyl Ketone	BRL	mg/kg dry	0.068	0.00058	1	8260B	1/22/18 20:42	ANG	P8A0311
Methylene Chloride	BRL	mg/kg dry	0.014	0.00038	1	8260B	1/22/18 20:42	ANG	P8A0311
Methyl-tert-Butyl Ether	BRL	mg/kg dry	0.014	0.00022	1	8260B	1/22/18 20:42	ANG	P8A0311
Naphthalene	BRL	mg/kg dry	0.014	0.00021	1	8260B	1/22/18 20:42	ANG	P8A0311
n-Butylbenzene	BRL	mg/kg dry	0.0068	0.00035	1	8260B	1/22/18 20:42	ANG	P8A0311
n-Propylbenzene	BRL	mg/kg dry	0.0068	0.00040	1	8260B	1/22/18 20:42	ANG	P8A0311
o-Xylene	BRL	mg/kg dry	0.0068	0.00028	1	8260B	1/22/18 20:42	ANG	P8A0311
sec-Butylbenzene	BRL	mg/kg dry	0.0068	0.00033	1	8260B	1/22/18 20:42	ANG	P8A0311
Styrene	BRL	mg/kg dry	0.0068	0.00041	1	8260B	1/22/18 20:42	ANG	P8A0311
tert-Butylbenzene	BRL	mg/kg dry	0.0068	0.00023	1	8260B	1/22/18 20:42	ANG	P8A0311
Tetrachloroethylene	BRL	mg/kg dry	0.0068	0.00032	1	8260B	1/22/18 20:42	ANG	P8A0311
Toluene	BRL	mg/kg dry	0.0068	0.00039	1	8260B	1/22/18 20:42	ANG	P8A0311
trans-1,2-Dichloroethylene	BRL	mg/kg dry	0.0068	0.00041	1	8260B	1/22/18 20:42	ANG	P8A0311
trans-1,3-Dichloropropylene	BRL	mg/kg dry	0.0068	0.00036	1	8260B	1/22/18 20:42	ANG	P8A0311
Trichloroethylene	BRL	mg/kg dry	0.0068	0.00044	1	8260B	1/22/18 20:42	ANG	P8A0311
Trichlorofluoromethane	BRL	mg/kg dry	0.0068	0.00044	1	8260B	1/22/18 20:42	ANG	P8A0311
Vinyl acetate	BRL	mg/kg dry	0.034	0.00093	1	8260B	1/22/18 20:42	ANG	P8A0311
Vinyl chloride	BRL	mg/kg dry	0.0068	0.00033	1	8260B	1/22/18 20:42	ANG	P8A0311
Xylenes, total	BRL	mg/kg dry	0.020	0.0013	1	8260B	1/22/18 20:42	ANG	P8A0311

Surrogate	Recovery	Control Limits
4-Bromofluorobenzene	99 %	70-130
Dibromofluoromethane	100 %	84-123
Toluene-d8	93 %	76-129

This report should not be reproduced, except in its entirety, without the written consent of Prism Laboratories, Inc.

Geosyntec Consultants of NC, PC - Raleigh Project: NCDOT West End, NC
 Attn: Matthew Jenny
 2501 Blue Ridge Road, Ste 430
 Raleigh, NC 27607

Prism Work Order: 8010201
 Time Submitted: 1/12/2018 4:40:00PM

Volatile Organic Compounds by GC/MS - Quality Control

Analyte	Result	Reporting Limit	Units	Spike Level	Source Result	%REC	%REC Limits	RPD	RPD Limit	Notes
Batch P8A0210 - 5035										
Blank (P8A0210-BLK1)										
Prepared & Analyzed: 01/16/18										
1,1,1,2-Tetrachloroethane	BRL	0.0050	mg/kg wet							
1,1,1-Trichloroethane	BRL	0.0050	mg/kg wet							
1,1,2,2-Tetrachloroethane	BRL	0.0050	mg/kg wet							
1,1,2-Trichloroethane	BRL	0.0050	mg/kg wet							
1,1-Dichloroethane	BRL	0.0050	mg/kg wet							
1,1-Dichloroethylene	BRL	0.0050	mg/kg wet							
1,1-Dichloropropylene	BRL	0.0050	mg/kg wet							
1,2,3-Trichlorobenzene	BRL	0.0050	mg/kg wet							
1,2,3-Trichloropropane	BRL	0.0050	mg/kg wet							
1,2,4-Trichlorobenzene	BRL	0.0050	mg/kg wet							
1,2,4-Trimethylbenzene	BRL	0.0050	mg/kg wet							
1,2-Dibromoethane	BRL	0.0050	mg/kg wet							
1,2-Dichlorobenzene	BRL	0.0050	mg/kg wet							
1,2-Dichloroethane	BRL	0.0050	mg/kg wet							
1,2-Dichloropropane	BRL	0.0050	mg/kg wet							
1,3,5-Trimethylbenzene	BRL	0.0050	mg/kg wet							
1,3-Dichlorobenzene	BRL	0.0050	mg/kg wet							
1,3-Dichloropropane	BRL	0.0050	mg/kg wet							
1,4-Dichlorobenzene	BRL	0.0050	mg/kg wet							
2,2-Dichloropropane	BRL	0.0050	mg/kg wet							
2-Chlorotoluene	BRL	0.0050	mg/kg wet							
4-Chlorotoluene	BRL	0.0050	mg/kg wet							
4-Isopropyltoluene	BRL	0.0050	mg/kg wet							
Acetone	BRL	0.050	mg/kg wet							
Benzene	BRL	0.0030	mg/kg wet							
Bromobenzene	BRL	0.0050	mg/kg wet							
Bromochloromethane	BRL	0.0050	mg/kg wet							
Bromodichloromethane	BRL	0.0050	mg/kg wet							
Bromoform	BRL	0.0050	mg/kg wet							
Bromomethane	BRL	0.010	mg/kg wet							
Carbon Tetrachloride	BRL	0.0050	mg/kg wet							
Chlorobenzene	BRL	0.0050	mg/kg wet							
Chloroethane	BRL	0.010	mg/kg wet							
Chloroform	BRL	0.0050	mg/kg wet							
Chloromethane	BRL	0.0050	mg/kg wet							
cis-1,2-Dichloroethylene	BRL	0.0050	mg/kg wet							
cis-1,3-Dichloropropylene	BRL	0.0050	mg/kg wet							
Dibromochloromethane	BRL	0.0050	mg/kg wet							
Dichlorodifluoromethane	BRL	0.0050	mg/kg wet							
Ethylbenzene	BRL	0.0050	mg/kg wet							
Isopropyl Ether	BRL	0.0050	mg/kg wet							
Isopropylbenzene (Cumene)	BRL	0.0050	mg/kg wet							
m,p-Xylenes	BRL	0.010	mg/kg wet							
Methyl Butyl Ketone (2-Hexanone)	BRL	0.050	mg/kg wet							
Methyl Ethyl Ketone (2-Butanone)	BRL	0.10	mg/kg wet							
Methyl Isobutyl Ketone	BRL	0.050	mg/kg wet							

This report should not be reproduced, except in its entirety, without the written consent of Prism Laboratories, Inc.

Geosyntec Consultants of NC, PC - Raleigh Project: NCDOT West End, NC
 Attn: Matthew Jenny
 2501 Blue Ridge Road, Ste 430
 Raleigh, NC 27607

Prism Work Order: 8010201
 Time Submitted: 1/12/2018 4:40:00PM

Volatile Organic Compounds by GC/MS - Quality Control

Analyte	Result	Reporting Limit	Units	Spike Level	Source Result	%REC	%REC Limits	RPD	RPD Limit	Notes
---------	--------	-----------------	-------	-------------	---------------	------	-------------	-----	-----------	-------

Batch P8A0210 - 5035

Blank (P8A0210-BLK1)

Prepared & Analyzed: 01/16/18

Methylene Chloride	BRL	0.010	mg/kg wet							
Methyl-tert-Butyl Ether	BRL	0.010	mg/kg wet							
Naphthalene	BRL	0.010	mg/kg wet							
n-Butylbenzene	BRL	0.0050	mg/kg wet							
n-Propylbenzene	BRL	0.0050	mg/kg wet							
o-Xylene	BRL	0.0050	mg/kg wet							
sec-Butylbenzene	BRL	0.0050	mg/kg wet							
Styrene	BRL	0.0050	mg/kg wet							
tert-Butylbenzene	BRL	0.0050	mg/kg wet							
Tetrachloroethylene	BRL	0.0050	mg/kg wet							
Toluene	BRL	0.0050	mg/kg wet							
trans-1,2-Dichloroethylene	BRL	0.0050	mg/kg wet							
trans-1,3-Dichloropropylene	BRL	0.0050	mg/kg wet							
Trichloroethylene	BRL	0.0050	mg/kg wet							
Trichlorofluoromethane	BRL	0.0050	mg/kg wet							
Vinyl acetate	BRL	0.025	mg/kg wet							
Vinyl chloride	BRL	0.0050	mg/kg wet							
Xylenes, total	BRL	0.015	mg/kg wet							
Surrogate: 4-Bromofluorobenzene	49.2		ug/L	50.00		98	70-130			
Surrogate: Dibromofluoromethane	49.8		ug/L	50.00		100	84-123			
Surrogate: Toluene-d8	42.1		ug/L	50.00		84	76-129			

LCS (P8A0210-BS1)

Prepared & Analyzed: 01/16/18

1,1,1,2-Tetrachloroethane	0.0523	0.0050	mg/kg wet	0.05000		105	72-115			
1,1,1-Trichloroethane	0.0646	0.0050	mg/kg wet	0.05000		129	67-131			
1,1,2,2-Tetrachloroethane	0.0416	0.0050	mg/kg wet	0.05000		83	56-126			
1,1,2-Trichloroethane	0.0492	0.0050	mg/kg wet	0.05000		98	70-133			
1,1-Dichloroethane	0.0582	0.0050	mg/kg wet	0.05000		116	74-127			
1,1-Dichloroethylene	0.0594	0.0050	mg/kg wet	0.05000		119	67-149			
1,1-Dichloropropylene	0.0620	0.0050	mg/kg wet	0.05000		124	71-130			
1,2,3-Trichlorobenzene	0.0428	0.0050	mg/kg wet	0.05000		86	68-130			
1,2,3-Trichloropropane	0.0426	0.0050	mg/kg wet	0.05000		85	60-137			
1,2,4-Trichlorobenzene	0.0443	0.0050	mg/kg wet	0.05000		89	66-125			
1,2,4-Trimethylbenzene	0.0468	0.0050	mg/kg wet	0.05000		94	69-129			
1,2-Dibromoethane	0.0497	0.0050	mg/kg wet	0.05000		99	70-132			
1,2-Dichlorobenzene	0.0440	0.0050	mg/kg wet	0.05000		88	72-123			
1,2-Dichloroethane	0.0606	0.0050	mg/kg wet	0.05000		121	68-128			
1,2-Dichloropropane	0.0571	0.0050	mg/kg wet	0.05000		114	73-130			
1,3,5-Trimethylbenzene	0.0468	0.0050	mg/kg wet	0.05000		94	69-128			
1,3-Dichlorobenzene	0.0451	0.0050	mg/kg wet	0.05000		90	71-120			
1,3-Dichloropropane	0.0485	0.0050	mg/kg wet	0.05000		97	75-124			
1,4-Dichlorobenzene	0.0439	0.0050	mg/kg wet	0.05000		88	71-123			
2,2-Dichloropropane	0.0653	0.0050	mg/kg wet	0.05000		131	50-142			
2-Chlorotoluene	0.0455	0.0050	mg/kg wet	0.05000		91	67-124			
4-Chlorotoluene	0.0457	0.0050	mg/kg wet	0.05000		91	71-126			
4-Isopropyltoluene	0.0478	0.0050	mg/kg wet	0.05000		96	68-129			
Acetone	0.105	0.050	mg/kg wet	0.1000		105	29-198			

This report should not be reproduced, except in its entirety, without the written consent of Prism Laboratories, Inc.



Geosyntec Consultants of NC, PC - Raleigh Project: NCDOT West End, NC
 Attn: Matthew Jenny
 2501 Blue Ridge Road, Ste 430
 Raleigh, NC 27607

Prism Work Order: 8010201
 Time Submitted: 1/12/2018 4:40:00PM

Volatile Organic Compounds by GC/MS - Quality Control

Analyte	Result	Reporting Limit	Units	Spike Level	Source Result	%REC	%REC Limits	RPD	RPD Limit	Notes
Batch P8A0210 - 5035										
LCS (P8A0210-BS1)										
Prepared & Analyzed: 01/16/18										
Benzene	0.0593	0.0030	mg/kg wet	0.05000		119	74-127			
Bromobenzene	0.0439	0.0050	mg/kg wet	0.05000		88	73-125			
Bromochloromethane	0.0580	0.0050	mg/kg wet	0.05000		116	72-134			
Bromodichloromethane	0.0583	0.0050	mg/kg wet	0.05000		117	75-122			
Bromoform	0.0490	0.0050	mg/kg wet	0.05000		98	66-135			
Bromomethane	0.0559	0.010	mg/kg wet	0.05000		112	20-180			
Carbon Tetrachloride	0.0691	0.0050	mg/kg wet	0.05000		138	64-143			
Chlorobenzene	0.0509	0.0050	mg/kg wet	0.05000		102	74-118			
Chloroethane	0.0515	0.010	mg/kg wet	0.05000		103	33-149			
Chloroform	0.0593	0.0050	mg/kg wet	0.05000		119	73-127			
Chloromethane	0.0507	0.0050	mg/kg wet	0.05000		101	45-143			
cis-1,2-Dichloroethylene	0.0593	0.0050	mg/kg wet	0.05000		119	76-134			
cis-1,3-Dichloropropylene	0.0595	0.0050	mg/kg wet	0.05000		119	71-125			
Dibromochloromethane	0.0504	0.0050	mg/kg wet	0.05000		101	73-122			
Dichlorodifluoromethane	0.0588	0.0050	mg/kg wet	0.05000		118	26-146			
Ethylbenzene	0.0523	0.0050	mg/kg wet	0.05000		105	74-128			
Isopropyl Ether	0.0554	0.0050	mg/kg wet	0.05000		111	59-159			
Isopropylbenzene (Cumene)	0.0478	0.0050	mg/kg wet	0.05000		96	68-126			
m,p-Xylenes	0.107	0.010	mg/kg wet	0.1000		107	75-124			
Methyl Butyl Ketone (2-Hexanone)	0.0480	0.050	mg/kg wet	0.05000		96	61-157			J
Methyl Ethyl Ketone (2-Butanone)	0.0487	0.10	mg/kg wet	0.05000		97	63-149			J
Methyl Isobutyl Ketone	0.0546	0.050	mg/kg wet	0.05000		109	57-162			
Methylene Chloride	0.0523	0.010	mg/kg wet	0.05000		105	74-129			
Methyl-tert-Butyl Ether	0.0582	0.010	mg/kg wet	0.05000		116	70-130			
Naphthalene	0.0425	0.010	mg/kg wet	0.05000		85	57-157			
n-Butylbenzene	0.0479	0.0050	mg/kg wet	0.05000		96	65-135			
n-Propylbenzene	0.0469	0.0050	mg/kg wet	0.05000		94	67-130			
o-Xylene	0.0532	0.0050	mg/kg wet	0.05000		106	74-126			
sec-Butylbenzene	0.0473	0.0050	mg/kg wet	0.05000		95	66-131			
Styrene	0.0534	0.0050	mg/kg wet	0.05000		107	77-121			
tert-Butylbenzene	0.0476	0.0050	mg/kg wet	0.05000		95	67-132			
Tetrachloroethylene	0.0634	0.0050	mg/kg wet	0.05000		127	68-130			
Toluene	0.0596	0.0050	mg/kg wet	0.05000		119	71-129			
trans-1,2-Dichloroethylene	0.0601	0.0050	mg/kg wet	0.05000		120	73-132			
trans-1,3-Dichloropropylene	0.0598	0.0050	mg/kg wet	0.05000		120	68-123			
Trichloroethylene	0.0633	0.0050	mg/kg wet	0.05000		127	75-133			
Trichlorofluoromethane	0.0671	0.0050	mg/kg wet	0.05000		134	44-146			
Vinyl acetate	0.0581	0.025	mg/kg wet	0.05000		116	85-161			
Vinyl chloride	0.0586	0.0050	mg/kg wet	0.05000		117	48-147			
Xylenes, total	0.160	0.015	mg/kg wet	0.1500		107	74-126			
Surrogate: 4-Bromofluorobenzene	48.7		ug/L	50.00		97	70-130			
Surrogate: Dibromofluoromethane	49.3		ug/L	50.00		99	84-123			
Surrogate: Toluene-d8	44.0		ug/L	50.00		88	76-129			

This report should not be reproduced, except in its entirety, without the written consent of Prism Laboratories, Inc.



Geosyntec Consultants of NC, PC - Raleigh Project: NCDOT West End, NC
 Attn: Matthew Jenny
 2501 Blue Ridge Road, Ste 430
 Raleigh, NC 27607

Prism Work Order: 8010201
 Time Submitted: 1/12/2018 4:40:00PM

Volatile Organic Compounds by GC/MS - Quality Control

Analyte	Result	Reporting Limit	Units	Spike Level	Source Result	%REC	%REC Limits	RPD	RPD Limit	Notes
Batch P8A0210 - 5035										
LCS Dup (P8A0210-BSD1)										
Prepared & Analyzed: 01/16/18										
1,1,1,2-Tetrachloroethane	0.0507	0.0050	mg/kg wet	0.05000		101	72-115	3	20	
1,1,1-Trichloroethane	0.0623	0.0050	mg/kg wet	0.05000		125	67-131	4	20	
1,1,2,2-Tetrachloroethane	0.0418	0.0050	mg/kg wet	0.05000		84	56-126	0.5	20	
1,1,2-Trichloroethane	0.0483	0.0050	mg/kg wet	0.05000		97	70-133	2	20	
1,1-Dichloroethane	0.0564	0.0050	mg/kg wet	0.05000		113	74-127	3	20	
1,1-Dichloroethylene	0.0557	0.0050	mg/kg wet	0.05000		111	67-149	6	20	
1,1-Dichloropropylene	0.0602	0.0050	mg/kg wet	0.05000		120	71-130	3	20	
1,2,3-Trichlorobenzene	0.0423	0.0050	mg/kg wet	0.05000		85	68-130	1	20	
1,2,3-Trichloropropane	0.0427	0.0050	mg/kg wet	0.05000		85	60-137	0.2	20	
1,2,4-Trichlorobenzene	0.0436	0.0050	mg/kg wet	0.05000		87	66-125	1	20	
1,2,4-Trimethylbenzene	0.0456	0.0050	mg/kg wet	0.05000		91	69-129	3	20	
1,2-Dibromoethane	0.0502	0.0050	mg/kg wet	0.05000		100	70-132	1	20	
1,2-Dichlorobenzene	0.0435	0.0050	mg/kg wet	0.05000		87	72-123	1	20	
1,2-Dichloroethane	0.0598	0.0050	mg/kg wet	0.05000		120	68-128	1	20	
1,2-Dichloropropane	0.0561	0.0050	mg/kg wet	0.05000		112	73-130	2	20	
1,3,5-Trimethylbenzene	0.0458	0.0050	mg/kg wet	0.05000		92	69-128	2	20	
1,3-Dichlorobenzene	0.0438	0.0050	mg/kg wet	0.05000		88	71-120	3	20	
1,3-Dichloropropane	0.0485	0.0050	mg/kg wet	0.05000		97	75-124	0.06	20	
1,4-Dichlorobenzene	0.0430	0.0050	mg/kg wet	0.05000		86	71-123	2	20	
2,2-Dichloropropane	0.0624	0.0050	mg/kg wet	0.05000		125	50-142	4	20	
2-Chlorotoluene	0.0439	0.0050	mg/kg wet	0.05000		88	67-124	3	20	
4-Chlorotoluene	0.0444	0.0050	mg/kg wet	0.05000		89	71-126	3	20	
4-Isopropyltoluene	0.0461	0.0050	mg/kg wet	0.05000		92	68-129	4	20	
Acetone	0.0942	0.050	mg/kg wet	0.1000		94	29-198	11	20	
Benzene	0.0571	0.0030	mg/kg wet	0.05000		114	74-127	4	20	
Bromobenzene	0.0425	0.0050	mg/kg wet	0.05000		85	73-125	3	20	
Bromochloromethane	0.0571	0.0050	mg/kg wet	0.05000		114	72-134	1	20	
Bromodichloromethane	0.0572	0.0050	mg/kg wet	0.05000		114	75-122	2	20	
Bromoform	0.0508	0.0050	mg/kg wet	0.05000		102	66-135	3	20	
Bromomethane	0.0494	0.010	mg/kg wet	0.05000		99	20-180	12	20	
Carbon Tetrachloride	0.0650	0.0050	mg/kg wet	0.05000		130	64-143	6	20	
Chlorobenzene	0.0500	0.0050	mg/kg wet	0.05000		100	74-118	2	20	
Chloroethane	0.0490	0.010	mg/kg wet	0.05000		98	33-149	5	20	
Chloroform	0.0580	0.0050	mg/kg wet	0.05000		116	73-127	2	20	
Chloromethane	0.0461	0.0050	mg/kg wet	0.05000		92	45-143	10	20	
cis-1,2-Dichloroethylene	0.0574	0.0050	mg/kg wet	0.05000		115	76-134	3	20	
cis-1,3-Dichloropropylene	0.0586	0.0050	mg/kg wet	0.05000		117	71-125	2	20	
Dibromochloromethane	0.0498	0.0050	mg/kg wet	0.05000		100	73-122	1	20	
Dichlorodifluoromethane	0.0542	0.0050	mg/kg wet	0.05000		108	26-146	8	20	
Ethylbenzene	0.0508	0.0050	mg/kg wet	0.05000		102	74-128	3	20	
Isopropyl Ether	0.0553	0.0050	mg/kg wet	0.05000		111	59-159	0.2	20	
Isopropylbenzene (Cumene)	0.0458	0.0050	mg/kg wet	0.05000		92	68-126	4	20	
m,p-Xylenes	0.103	0.010	mg/kg wet	0.1000		103	75-124	4	20	
Methyl Butyl Ketone (2-Hexanone)	0.0483	0.050	mg/kg wet	0.05000		97	61-157	0.5	20	J
Methyl Ethyl Ketone (2-Butanone)	0.0474	0.10	mg/kg wet	0.05000		95	63-149	3	20	J
Methyl Isobutyl Ketone	0.0550	0.050	mg/kg wet	0.05000		110	57-162	0.7	20	

This report should not be reproduced, except in its entirety, without the written consent of Prism Laboratories, Inc.

Geosyntec Consultants of NC, PC - Raleigh Project: NCDOT West End, NC
 Attn: Matthew Jenny
 2501 Blue Ridge Road, Ste 430
 Raleigh, NC 27607

Prism Work Order: 8010201
 Time Submitted: 1/12/2018 4:40:00PM

Volatile Organic Compounds by GC/MS - Quality Control

Analyte	Result	Reporting Limit	Units	Spike Level	Source Result	%REC	%REC Limits	RPD	RPD Limit	Notes
Batch P8A0210 - 5035										
LCS Dup (P8A0210-BSD1)										
Prepared & Analyzed: 01/16/18										
Methylene Chloride	0.0511	0.010	mg/kg wet	0.05000		102	74-129	2	20	
Methyl-tert-Butyl Ether	0.0604	0.010	mg/kg wet	0.05000		121	70-130	4	20	
Naphthalene	0.0426	0.010	mg/kg wet	0.05000		85	57-157	0.1	20	
n-Butylbenzene	0.0456	0.0050	mg/kg wet	0.05000		91	65-135	5	20	
n-Propylbenzene	0.0447	0.0050	mg/kg wet	0.05000		89	67-130	5	20	
o-Xylene	0.0519	0.0050	mg/kg wet	0.05000		104	74-126	2	20	
sec-Butylbenzene	0.0456	0.0050	mg/kg wet	0.05000		91	66-131	4	20	
Styrene	0.0526	0.0050	mg/kg wet	0.05000		105	77-121	1	20	
tert-Butylbenzene	0.0454	0.0050	mg/kg wet	0.05000		91	67-132	5	20	
Tetrachloroethylene	0.0603	0.0050	mg/kg wet	0.05000		121	68-130	5	20	
Toluene	0.0581	0.0050	mg/kg wet	0.05000		116	71-129	2	20	
trans-1,2-Dichloroethylene	0.0573	0.0050	mg/kg wet	0.05000		115	73-132	5	20	
trans-1,3-Dichloropropylene	0.0593	0.0050	mg/kg wet	0.05000		119	68-123	0.7	20	
Trichloroethylene	0.0606	0.0050	mg/kg wet	0.05000		121	75-133	4	20	
Trichlorofluoromethane	0.0635	0.0050	mg/kg wet	0.05000		127	44-146	5	20	
Vinyl acetate	0.0579	0.025	mg/kg wet	0.05000		116	85-161	0.3	20	
Vinyl chloride	0.0554	0.0050	mg/kg wet	0.05000		111	48-147	6	20	
Xylenes, total	0.155	0.015	mg/kg wet	0.1500		103	74-126	3	20	
Surrogate: 4-Bromofluorobenzene	48.7		ug/L	50.00		97	70-130			
Surrogate: Dibromofluoromethane	50.5		ug/L	50.00		101	84-123			
Surrogate: Toluene-d8	43.5		ug/L	50.00		87	76-129			

Batch P8A0275 - 5035

Blank (P8A0275-BLK1)										
Prepared: 01/19/18 Analyzed: 01/20/18										
1,1,1,2-Tetrachloroethane	BRL	0.0050	mg/kg wet							
1,1,1-Trichloroethane	BRL	0.0050	mg/kg wet							
1,1,2,2-Tetrachloroethane	BRL	0.0050	mg/kg wet							
1,1,2-Trichloroethane	BRL	0.0050	mg/kg wet							
1,1-Dichloroethane	BRL	0.0050	mg/kg wet							
1,1-Dichloroethylene	BRL	0.0050	mg/kg wet							
1,1-Dichloropropylene	BRL	0.0050	mg/kg wet							
1,2,3-Trichlorobenzene	BRL	0.0050	mg/kg wet							
1,2,3-Trichloropropane	BRL	0.0050	mg/kg wet							
1,2,4-Trichlorobenzene	BRL	0.0050	mg/kg wet							
1,2,4-Trimethylbenzene	BRL	0.0050	mg/kg wet							
1,2-Dibromoethane	BRL	0.0050	mg/kg wet							
1,2-Dichlorobenzene	BRL	0.0050	mg/kg wet							
1,2-Dichloroethane	BRL	0.0050	mg/kg wet							
1,2-Dichloropropane	BRL	0.0050	mg/kg wet							
1,3,5-Trimethylbenzene	BRL	0.0050	mg/kg wet							
1,3-Dichlorobenzene	BRL	0.0050	mg/kg wet							
1,3-Dichloropropane	BRL	0.0050	mg/kg wet							
1,4-Dichlorobenzene	BRL	0.0050	mg/kg wet							
2,2-Dichloropropane	BRL	0.0050	mg/kg wet							
2-Chlorotoluene	BRL	0.0050	mg/kg wet							
4-Chlorotoluene	BRL	0.0050	mg/kg wet							

This report should not be reproduced, except in its entirety, without the written consent of Prism Laboratories, Inc.

Geosyntec Consultants of NC, PC - Raleigh Project: NCDOT West End, NC
 Attn: Matthew Jenny
 2501 Blue Ridge Road, Ste 430
 Raleigh, NC 27607

Prism Work Order: 8010201
 Time Submitted: 1/12/2018 4:40:00PM

Volatile Organic Compounds by GC/MS - Quality Control

Analyte	Result	Reporting Limit	Units	Spike Level	Source Result	%REC	%REC Limits	RPD	RPD Limit	Notes
Batch P8A0275 - 5035										
Blank (P8A0275-BLK1)										
Prepared: 01/19/18 Analyzed: 01/20/18										
4-Isopropyltoluene	BRL	0.0050	mg/kg wet							
Acetone	BRL	0.050	mg/kg wet							
Benzene	BRL	0.0030	mg/kg wet							
Bromobenzene	BRL	0.0050	mg/kg wet							
Bromochloromethane	BRL	0.0050	mg/kg wet							
Bromodichloromethane	BRL	0.0050	mg/kg wet							
Bromoform	BRL	0.0050	mg/kg wet							
Bromomethane	BRL	0.010	mg/kg wet							
Carbon Tetrachloride	BRL	0.0050	mg/kg wet							
Chlorobenzene	BRL	0.0050	mg/kg wet							
Chloroethane	BRL	0.010	mg/kg wet							
Chloroform	BRL	0.0050	mg/kg wet							
Chloromethane	BRL	0.0050	mg/kg wet							
cis-1,2-Dichloroethylene	BRL	0.0050	mg/kg wet							
cis-1,3-Dichloropropylene	BRL	0.0050	mg/kg wet							
Dibromochloromethane	BRL	0.0050	mg/kg wet							
Dichlorodifluoromethane	BRL	0.0050	mg/kg wet							
Ethylbenzene	BRL	0.0050	mg/kg wet							
Isopropyl Ether	BRL	0.0050	mg/kg wet							
Isopropylbenzene (Cumene)	BRL	0.0050	mg/kg wet							
m,p-Xylenes	BRL	0.010	mg/kg wet							
Methyl Butyl Ketone (2-Hexanone)	BRL	0.050	mg/kg wet							
Methyl Ethyl Ketone (2-Butanone)	BRL	0.10	mg/kg wet							
Methyl Isobutyl Ketone	BRL	0.050	mg/kg wet							
Methylene Chloride	BRL	0.010	mg/kg wet							
Methyl-tert-Butyl Ether	BRL	0.010	mg/kg wet							
Naphthalene	BRL	0.010	mg/kg wet							
n-Butylbenzene	BRL	0.0050	mg/kg wet							
n-Propylbenzene	BRL	0.0050	mg/kg wet							
o-Xylene	BRL	0.0050	mg/kg wet							
sec-Butylbenzene	BRL	0.0050	mg/kg wet							
Styrene	BRL	0.0050	mg/kg wet							
tert-Butylbenzene	BRL	0.0050	mg/kg wet							
Tetrachloroethylene	BRL	0.0050	mg/kg wet							
Toluene	BRL	0.0050	mg/kg wet							
trans-1,2-Dichloroethylene	BRL	0.0050	mg/kg wet							
trans-1,3-Dichloropropylene	BRL	0.0050	mg/kg wet							
Trichloroethylene	BRL	0.0050	mg/kg wet							
Trichlorofluoromethane	BRL	0.0050	mg/kg wet							
Vinyl acetate	BRL	0.025	mg/kg wet							
Vinyl chloride	BRL	0.0050	mg/kg wet							
Xylenes, total	BRL	0.015	mg/kg wet							
Surrogate: 4-Bromofluorobenzene	52.7		ug/L	50.00		105	70-130			
Surrogate: Dibromofluoromethane	50.1		ug/L	50.00		100	84-123			
Surrogate: Toluene-d8	50.9		ug/L	50.00		102	76-129			

This report should not be reproduced, except in its entirety, without the written consent of Prism Laboratories, Inc.

Geosyntec Consultants of NC, PC - Raleigh Project: NCDOT West End, NC
 Attn: Matthew Jenny
 2501 Blue Ridge Road, Ste 430
 Raleigh, NC 27607

Prism Work Order: 8010201
 Time Submitted: 1/12/2018 4:40:00PM

Volatile Organic Compounds by GC/MS - Quality Control

Analyte	Result	Reporting Limit	Units	Spike Level	Source Result	%REC	%REC Limits	RPD	RPD Limit	Notes
Batch P8A0275 - 5035										
LCS (P8A0275-BS1)										
Prepared & Analyzed: 01/19/18										
1,1,1,2-Tetrachloroethane	0.0520	0.0050	mg/kg wet	0.05000		104	72-115			
1,1,1-Trichloroethane	0.0469	0.0050	mg/kg wet	0.05000		94	67-131			
1,1,2,2-Tetrachloroethane	0.0504	0.0050	mg/kg wet	0.05000		101	56-126			
1,1,2-Trichloroethane	0.0497	0.0050	mg/kg wet	0.05000		99	70-133			
1,1-Dichloroethane	0.0480	0.0050	mg/kg wet	0.05000		96	74-127			
1,1-Dichloroethylene	0.0677	0.0050	mg/kg wet	0.05000		135	67-149			
1,1-Dichloropropylene	0.0497	0.0050	mg/kg wet	0.05000		99	71-130			
1,2,3-Trichlorobenzene	0.0466	0.0050	mg/kg wet	0.05000		93	68-130			
1,2,3-Trichloropropane	0.0488	0.0050	mg/kg wet	0.05000		98	60-137			
1,2,4-Trichlorobenzene	0.0454	0.0050	mg/kg wet	0.05000		91	66-125			
1,2,4-Trimethylbenzene	0.0499	0.0050	mg/kg wet	0.05000		100	69-129			
1,2-Dibromoethane	0.0501	0.0050	mg/kg wet	0.05000		100	70-132			
1,2-Dichlorobenzene	0.0495	0.0050	mg/kg wet	0.05000		99	72-123			
1,2-Dichloroethane	0.0494	0.0050	mg/kg wet	0.05000		99	68-128			
1,2-Dichloropropane	0.0500	0.0050	mg/kg wet	0.05000		100	73-130			
1,3,5-Trimethylbenzene	0.0490	0.0050	mg/kg wet	0.05000		98	69-128			
1,3-Dichlorobenzene	0.0476	0.0050	mg/kg wet	0.05000		95	71-120			
1,3-Dichloropropane	0.0509	0.0050	mg/kg wet	0.05000		102	75-124			
1,4-Dichlorobenzene	0.0481	0.0050	mg/kg wet	0.05000		96	71-123			
2,2-Dichloropropane	0.0458	0.0050	mg/kg wet	0.05000		92	50-142			
2-Chlorotoluene	0.0495	0.0050	mg/kg wet	0.05000		99	67-124			
4-Chlorotoluene	0.0492	0.0050	mg/kg wet	0.05000		98	71-126			
4-Isopropyltoluene	0.0475	0.0050	mg/kg wet	0.05000		95	68-129			
Acetone	0.114	0.050	mg/kg wet	0.1000		114	29-198			
Benzene	0.0495	0.0030	mg/kg wet	0.05000		99	74-127			
Bromobenzene	0.0480	0.0050	mg/kg wet	0.05000		96	73-125			
Bromochloromethane	0.0506	0.0050	mg/kg wet	0.05000		101	72-134			
Bromodichloromethane	0.0515	0.0050	mg/kg wet	0.05000		103	75-122			
Bromoform	0.0490	0.0050	mg/kg wet	0.05000		98	66-135			
Bromomethane	0.0580	0.010	mg/kg wet	0.05000		116	20-180			
Carbon Tetrachloride	0.0482	0.0050	mg/kg wet	0.05000		96	64-143			
Chlorobenzene	0.0503	0.0050	mg/kg wet	0.05000		101	74-118			
Chloroethane	0.0452	0.010	mg/kg wet	0.05000		90	33-149			
Chloroform	0.0545	0.0050	mg/kg wet	0.05000		109	73-127			
Chloromethane	0.0544	0.0050	mg/kg wet	0.05000		109	45-143			
cis-1,2-Dichloroethylene	0.0517	0.0050	mg/kg wet	0.05000		103	76-134			
cis-1,3-Dichloropropylene	0.0527	0.0050	mg/kg wet	0.05000		105	71-125			
Dibromochloromethane	0.0513	0.0050	mg/kg wet	0.05000		103	73-122			
Dichlorodifluoromethane	0.0401	0.0050	mg/kg wet	0.05000		80	26-146			
Ethylbenzene	0.0486	0.0050	mg/kg wet	0.05000		97	74-128			
Isopropyl Ether	0.0505	0.0050	mg/kg wet	0.05000		101	59-159			
Isopropylbenzene (Cumene)	0.0497	0.0050	mg/kg wet	0.05000		99	68-126			
m,p-Xylenes	0.100	0.010	mg/kg wet	0.1000		100	75-124			
Methyl Butyl Ketone (2-Hexanone)	0.0510	0.050	mg/kg wet	0.05000		102	61-157			
Methyl Ethyl Ketone (2-Butanone)	0.0478	0.10	mg/kg wet	0.05000		96	63-149			J
Methyl Isobutyl Ketone	0.0521	0.050	mg/kg wet	0.05000		104	57-162			

This report should not be reproduced, except in its entirety, without the written consent of Prism Laboratories, Inc.



Geosyntec Consultants of NC, PC - Raleigh Project: NCDOT West End, NC
Attn: Matthew Jenny
2501 Blue Ridge Road, Ste 430
Raleigh, NC 27607

Prism Work Order: 8010201
Time Submitted: 1/12/2018 4:40:00PM

Volatile Organic Compounds by GC/MS - Quality Control

Table with columns: Analyte, Result, Reporting Limit, Units, Spike Level, Source Result, %REC, %REC Limits, RPD, RPD Limit, Notes. Includes sections for Batch P8A0275 - 5035, LCS (P8A0275-BS1), and LCS Dup (P8A0275-BSD1).

This report should not be reproduced, except in its entirety, without the written consent of Prism Laboratories, Inc.



Geosyntec Consultants of NC, PC - Raleigh Project: NCDOT West End, NC
 Attn: Matthew Jenny
 2501 Blue Ridge Road, Ste 430
 Raleigh, NC 27607

Prism Work Order: 8010201
 Time Submitted: 1/12/2018 4:40:00PM

Volatile Organic Compounds by GC/MS - Quality Control

Analyte	Result	Reporting Limit	Units	Spike Level	Source Result	%REC	%REC Limits	RPD	RPD Limit	Notes
Batch P8A0275 - 5035										
LCS Dup (P8A0275-BSD1)										
Prepared & Analyzed: 01/19/18										
Benzene	0.0477	0.0030	mg/kg wet	0.05000		95	74-127	4	20	
Bromobenzene	0.0467	0.0050	mg/kg wet	0.05000		93	73-125	3	20	
Bromochloromethane	0.0502	0.0050	mg/kg wet	0.05000		100	72-134	0.8	20	
Bromodichloromethane	0.0507	0.0050	mg/kg wet	0.05000		101	75-122	2	20	
Bromoform	0.0482	0.0050	mg/kg wet	0.05000		96	66-135	1	20	
Bromomethane	0.0587	0.010	mg/kg wet	0.05000		117	20-180	1	20	
Carbon Tetrachloride	0.0457	0.0050	mg/kg wet	0.05000		91	64-143	5	20	
Chlorobenzene	0.0486	0.0050	mg/kg wet	0.05000		97	74-118	3	20	
Chloroethane	0.0426	0.010	mg/kg wet	0.05000		85	33-149	6	20	
Chloroform	0.0532	0.0050	mg/kg wet	0.05000		106	73-127	2	20	
Chloromethane	0.0591	0.0050	mg/kg wet	0.05000		118	45-143	8	20	
cis-1,2-Dichloroethylene	0.0491	0.0050	mg/kg wet	0.05000		98	76-134	5	20	
cis-1,3-Dichloropropylene	0.0512	0.0050	mg/kg wet	0.05000		102	71-125	3	20	
Dibromochloromethane	0.0510	0.0050	mg/kg wet	0.05000		102	73-122	0.6	20	
Dichlorodifluoromethane	0.0372	0.0050	mg/kg wet	0.05000		74	26-146	8	20	
Ethylbenzene	0.0468	0.0050	mg/kg wet	0.05000		94	74-128	4	20	
Isopropyl Ether	0.0497	0.0050	mg/kg wet	0.05000		99	59-159	1	20	
Isopropylbenzene (Cumene)	0.0467	0.0050	mg/kg wet	0.05000		93	68-126	6	20	
m,p-Xylenes	0.0976	0.010	mg/kg wet	0.1000		98	75-124	3	20	
Methyl Butyl Ketone (2-Hexanone)	0.0531	0.050	mg/kg wet	0.05000		106	61-157	4	20	
Methyl Ethyl Ketone (2-Butanone)	0.0490	0.10	mg/kg wet	0.05000		98	63-149	2	20	J
Methyl Isobutyl Ketone	0.0541	0.050	mg/kg wet	0.05000		108	57-162	4	20	
Methylene Chloride	0.0537	0.010	mg/kg wet	0.05000		107	74-129	3	20	
Methyl-tert-Butyl Ether	0.0468	0.010	mg/kg wet	0.05000		94	70-130	3	20	
Naphthalene	0.0490	0.010	mg/kg wet	0.05000		98	57-157	2	20	
n-Butylbenzene	0.0457	0.0050	mg/kg wet	0.05000		91	65-135	4	20	
n-Propylbenzene	0.0477	0.0050	mg/kg wet	0.05000		95	67-130	3	20	
o-Xylene	0.0475	0.0050	mg/kg wet	0.05000		95	74-126	4	20	
sec-Butylbenzene	0.0462	0.0050	mg/kg wet	0.05000		92	66-131	5	20	
Styrene	0.0498	0.0050	mg/kg wet	0.05000		100	77-121	3	20	
tert-Butylbenzene	0.0451	0.0050	mg/kg wet	0.05000		90	67-132	7	20	
Tetrachloroethylene	0.0444	0.0050	mg/kg wet	0.05000		89	68-130	5	20	
Toluene	0.0472	0.0050	mg/kg wet	0.05000		94	71-129	2	20	
trans-1,2-Dichloroethylene	0.0482	0.0050	mg/kg wet	0.05000		96	73-132	4	20	
trans-1,3-Dichloropropylene	0.0515	0.0050	mg/kg wet	0.05000		103	68-123	0.5	20	
Trichloroethylene	0.0473	0.0050	mg/kg wet	0.05000		95	75-133	2	20	
Trichlorofluoromethane	0.0505	0.0050	mg/kg wet	0.05000		101	44-146	0.8	20	
Vinyl acetate	0.0525	0.025	mg/kg wet	0.05000		105	85-161	3	20	
Vinyl chloride	0.0443	0.0050	mg/kg wet	0.05000		89	48-147	4	20	
Xylenes, total	0.145	0.015	mg/kg wet	0.1500		97	74-126	3	20	
Surrogate: 4-Bromofluorobenzene	48.1		ug/L	50.00		96	70-130			
Surrogate: Dibromofluoromethane	52.1		ug/L	50.00		104	84-123			
Surrogate: Toluene-d8	50.1		ug/L	50.00		100	76-129			

This report should not be reproduced, except in its entirety, without the written consent of Prism Laboratories, Inc.

Geosyntec Consultants of NC, PC - Raleigh Project: NCDOT West End, NC
 Attn: Matthew Jenny
 2501 Blue Ridge Road, Ste 430
 Raleigh, NC 27607

Prism Work Order: 8010201
 Time Submitted: 1/12/2018 4:40:00PM

Volatile Organic Compounds by GC/MS - Quality Control

Analyte	Result	Reporting Limit	Units	Spike Level	Source Result	%REC	%REC Limits	RPD	RPD Limit	Notes
Batch P8A0275 - 5035										
Matrix Spike (P8A0275-MS1)										
		Source: 8010201-10			Prepared: 01/19/18		Analyzed: 01/20/18			
1,1,1,2-Tetrachloroethane	0.0554	0.0058	mg/kg dry	0.05823	BRL	95	60-120			
1,1,1-Trichloroethane	0.0504	0.0058	mg/kg dry	0.05823	BRL	87	52-139			
1,1,2,2-Tetrachloroethane	0.0620	0.0058	mg/kg dry	0.05823	BRL	106	39-135			
1,1,2-Trichloroethane	0.0602	0.0058	mg/kg dry	0.05823	BRL	103	44-140			
1,1-Dichloroethane	0.0536	0.0058	mg/kg dry	0.05823	BRL	92	59-137			
1,1-Dichloroethylene	0.0404	0.0058	mg/kg dry	0.05823	BRL	69	54-162			
1,1-Dichloropropylene	0.0534	0.0058	mg/kg dry	0.05823	BRL	92	55-137			
1,2,3-Trichlorobenzene	0.0506	0.0058	mg/kg dry	0.05823	BRL	87	34-120			
1,2,3-Trichloropropane	0.0622	0.0058	mg/kg dry	0.05823	BRL	107	45-139			
1,2,4-Trichlorobenzene	0.0459	0.0058	mg/kg dry	0.05823	BRL	79	35-116			
1,2,4-Trimethylbenzene	0.0512	0.0058	mg/kg dry	0.05823	BRL	88	38-142			
1,2-Dibromoethane	0.0623	0.0058	mg/kg dry	0.05823	BRL	107	49-132			
1,2-Dichlorobenzene	0.0534	0.0058	mg/kg dry	0.05823	BRL	92	42-130			
1,2-Dichloroethane	0.0597	0.0058	mg/kg dry	0.05823	BRL	103	51-131			
1,2-Dichloropropane	0.0574	0.0058	mg/kg dry	0.05823	BRL	99	55-138			
1,3,5-Trimethylbenzene	0.0502	0.0058	mg/kg dry	0.05823	BRL	86	44-140			
1,3-Dichlorobenzene	0.0497	0.0058	mg/kg dry	0.05823	BRL	85	41-129			
1,3-Dichloropropane	0.0614	0.0058	mg/kg dry	0.05823	BRL	105	53-129			
1,4-Dichlorobenzene	0.0505	0.0058	mg/kg dry	0.05823	BRL	87	44-134			
2,2-Dichloropropane	0.0474	0.0058	mg/kg dry	0.05823	BRL	81	30-147			
2-Chlorotoluene	0.0513	0.0058	mg/kg dry	0.05823	BRL	88	46-132			
4-Chlorotoluene	0.0504	0.0058	mg/kg dry	0.05823	BRL	87	44-135			
4-Isopropyltoluene	0.0479	0.0058	mg/kg dry	0.05823	BRL	82	32-144			
Acetone	0.202	0.058	mg/kg dry	0.1165	BRL	173	34-143			M
Benzene	0.0559	0.0035	mg/kg dry	0.05823	BRL	96	60-135			
Bromobenzene	0.0514	0.0058	mg/kg dry	0.05823	BRL	88	45-135			
Bromochloromethane	0.0601	0.0058	mg/kg dry	0.05823	BRL	103	55-136			
Bromodichloromethane	0.0584	0.0058	mg/kg dry	0.05823	BRL	100	55-127			
Bromoform	0.0545	0.0058	mg/kg dry	0.05823	BRL	94	40-136			
Bromomethane	0.0530	0.012	mg/kg dry	0.05823	BRL	91	30-137			
Carbon Tetrachloride	0.0511	0.0058	mg/kg dry	0.05823	BRL	88	48-153			
Chlorobenzene	0.0544	0.0058	mg/kg dry	0.05823	BRL	93	57-125			
Chloroethane	0.0477	0.012	mg/kg dry	0.05823	BRL	82	16-177			
Chloroform	0.0611	0.0058	mg/kg dry	0.05823	BRL	105	56-137			
Chloromethane	0.0702	0.0058	mg/kg dry	0.05823	BRL	120	40-145			
cis-1,2-Dichloroethylene	0.0577	0.0058	mg/kg dry	0.05823	BRL	99	58-140			
cis-1,3-Dichloropropylene	0.0579	0.0058	mg/kg dry	0.05823	BRL	99	42-135			
Dibromochloromethane	0.0565	0.0058	mg/kg dry	0.05823	BRL	97	49-127			
Dichlorodifluoromethane	0.0455	0.0058	mg/kg dry	0.05823	BRL	78	25-151			
Ethylbenzene	0.0523	0.0058	mg/kg dry	0.05823	BRL	90	44-144			
Isopropyl Ether	0.0585	0.0058	mg/kg dry	0.05823	BRL	101	51-155			
Isopropylbenzene (Cumene)	0.0507	0.0058	mg/kg dry	0.05823	BRL	87	41-140			
m,p-Xylenes	0.108	0.012	mg/kg dry	0.1165	BRL	93	36-148			
Methyl Butyl Ketone (2-Hexanone)	0.0796	0.058	mg/kg dry	0.05823	BRL	137	30-147			
Methyl Ethyl Ketone (2-Butanone)	0.0805	0.12	mg/kg dry	0.05823	BRL	138	24-160			J
Methyl Isobutyl Ketone	0.0799	0.058	mg/kg dry	0.05823	BRL	137	25-163			

This report should not be reproduced, except in its entirety, without the written consent of Prism Laboratories, Inc.



Geosyntec Consultants of NC, PC - Raleigh Project: NCDOT West End, NC
 Attn: Matthew Jenny
 2501 Blue Ridge Road, Ste 430
 Raleigh, NC 27607

Prism Work Order: 8010201
 Time Submitted: 1/12/2018 4:40:00PM

Volatile Organic Compounds by GC/MS - Quality Control

Analyte	Result	Reporting Limit	Units	Spike Level	Source Result	%REC	%REC Limits	RPD	RPD Limit	Notes
Batch P8A0275 - 5035										
Matrix Spike (P8A0275-MS1)		Source: 8010201-10			Prepared: 01/19/18		Analyzed: 01/20/18			
Methylene Chloride	0.0643	0.012	mg/kg dry	0.05823	BRL	110	53-144			
Methyl-tert-Butyl Ether	0.0665	0.012	mg/kg dry	0.05823	BRL	114	49-135			
Naphthalene	0.0601	0.012	mg/kg dry	0.05823	BRL	103	32-127			
n-Butylbenzene	0.0462	0.0058	mg/kg dry	0.05823	BRL	79	23-148			
n-Propylbenzene	0.0501	0.0058	mg/kg dry	0.05823	BRL	86	35-144			
o-Xylene	0.0538	0.0058	mg/kg dry	0.05823	BRL	92	43-143			
sec-Butylbenzene	0.0488	0.0058	mg/kg dry	0.05823	BRL	84	34-144			
Styrene	0.0561	0.0058	mg/kg dry	0.05823	BRL	96	42-132			
tert-Butylbenzene	0.0498	0.0058	mg/kg dry	0.05823	BRL	86	36-150			
Tetrachloroethylene	0.0516	0.0058	mg/kg dry	0.05823	BRL	89	47-142			
Toluene	0.0547	0.0058	mg/kg dry	0.05823	BRL	94	57-135			
trans-1,2-Dichloroethylene	0.0549	0.0058	mg/kg dry	0.05823	BRL	94	58-141			
trans-1,3-Dichloropropylene	0.0591	0.0058	mg/kg dry	0.05823	BRL	101	41-124			
Trichloroethylene	0.0546	0.0058	mg/kg dry	0.05823	BRL	94	38-164			
Trichlorofluoromethane	0.0602	0.0058	mg/kg dry	0.05823	BRL	103	30-157			
Vinyl acetate	0.0704	0.029	mg/kg dry	0.05823	BRL	121	61-154			
Vinyl chloride	0.0502	0.0058	mg/kg dry	0.05823	BRL	86	40-156			
Xylenes, total	0.162	0.017	mg/kg dry	0.1747	BRL	93	36-148			
Surrogate: 4-Bromofluorobenzene	48.9		ug/L	50.00		98	70-130			
Surrogate: Dibromofluoromethane	50.0		ug/L	50.00		100	84-123			
Surrogate: Toluene-d8	47.5		ug/L	50.00		95	76-129			
Matrix Spike Dup (P8A0275-MSD1)		Source: 8010201-10			Prepared: 01/19/18		Analyzed: 01/20/18			
1,1,1,2-Tetrachloroethane	0.0593	0.0059	mg/kg dry	0.05868	BRL	101	60-120	7	15	
1,1,1-Trichloroethane	0.0520	0.0059	mg/kg dry	0.05868	BRL	89	52-139	3	21	
1,1,2,2-Tetrachloroethane	0.0645	0.0059	mg/kg dry	0.05868	BRL	110	39-135	4	22	
1,1,2-Trichloroethane	0.0628	0.0059	mg/kg dry	0.05868	BRL	107	44-140	4	21	
1,1-Dichloroethane	0.0561	0.0059	mg/kg dry	0.05868	BRL	96	59-137	5	21	
1,1-Dichloroethylene	0.0405	0.0059	mg/kg dry	0.05868	BRL	69	54-162	0.2	22	
1,1-Dichloropropylene	0.0545	0.0059	mg/kg dry	0.05868	BRL	93	55-137	2	19	
1,2,3-Trichlorobenzene	0.0533	0.0059	mg/kg dry	0.05868	BRL	91	34-120	5	41	
1,2,3-Trichloropropane	0.0654	0.0059	mg/kg dry	0.05868	BRL	111	45-139	5	25	
1,2,4-Trichlorobenzene	0.0510	0.0059	mg/kg dry	0.05868	BRL	87	35-116	11	62	
1,2,4-Trimethylbenzene	0.0534	0.0059	mg/kg dry	0.05868	BRL	91	38-142	4	24	
1,2-Dibromoethane	0.0643	0.0059	mg/kg dry	0.05868	BRL	110	49-132	3	15	
1,2-Dichlorobenzene	0.0554	0.0059	mg/kg dry	0.05868	BRL	94	42-130	4	21	
1,2-Dichloroethane	0.0615	0.0059	mg/kg dry	0.05868	BRL	105	51-131	3	13	
1,2-Dichloropropane	0.0609	0.0059	mg/kg dry	0.05868	BRL	104	55-138	6	16	
1,3,5-Trimethylbenzene	0.0515	0.0059	mg/kg dry	0.05868	BRL	88	44-140	3	29	
1,3-Dichlorobenzene	0.0521	0.0059	mg/kg dry	0.05868	BRL	89	41-129	5	24	
1,3-Dichloropropane	0.0634	0.0059	mg/kg dry	0.05868	BRL	108	53-129	3	15	
1,4-Dichlorobenzene	0.0525	0.0059	mg/kg dry	0.05868	BRL	90	44-134	4	21	
2,2-Dichloropropane	0.0490	0.0059	mg/kg dry	0.05868	BRL	84	30-147	3	20	
2-Chlorotoluene	0.0530	0.0059	mg/kg dry	0.05868	BRL	90	46-132	3	29	
4-Chlorotoluene	0.0521	0.0059	mg/kg dry	0.05868	BRL	89	44-135	3	23	
4-Isopropyltoluene	0.0491	0.0059	mg/kg dry	0.05868	BRL	84	32-144	3	22	
Acetone	0.209	0.059	mg/kg dry	0.1174	BRL	178	34-143	3	49	M

This report should not be reproduced, except in its entirety, without the written consent of Prism Laboratories, Inc.



Geosyntec Consultants of NC, PC - Raleigh Project: NCDOT West End, NC
Attn: Matthew Jenny
2501 Blue Ridge Road, Ste 430
Raleigh, NC 27607

Prism Work Order: 8010201
Time Submitted: 1/12/2018 4:40:00PM

Volatile Organic Compounds by GC/MS - Quality Control

Table with columns: Analyte, Result, Reporting Limit, Units, Spike Level, Source Result, %REC, %REC Limits, RPD, RPD Limit, Notes. Includes Batch P8A0275 - 5035 and Matrix Spike Dup (P8A0275-MSD1) data.

This report should not be reproduced, except in its entirety, without the written consent of Prism Laboratories, Inc.

Geosyntec Consultants of NC, PC - Raleigh Project: NCDOT West End, NC
 Attn: Matthew Jenny
 2501 Blue Ridge Road, Ste 430
 Raleigh, NC 27607

Prism Work Order: 8010201
 Time Submitted: 1/12/2018 4:40:00PM

Volatile Organic Compounds by GC/MS - Quality Control

Analyte	Result	Reporting Limit	Units	Spike Level	Source Result	%REC	%REC Limits	RPD	RPD Limit	Notes
Batch P8A0276 - 5035										
Blank (P8A0276-BLK1)										
Prepared: 01/19/18 Analyzed: 01/20/18										
1,1,1,2-Tetrachloroethane	BRL	0.0050	mg/kg wet							
1,1,1-Trichloroethane	BRL	0.0050	mg/kg wet							
1,1,1,2,2-Tetrachloroethane	BRL	0.0050	mg/kg wet							
1,1,2-Trichloroethane	BRL	0.0050	mg/kg wet							
1,1-Dichloroethane	BRL	0.0050	mg/kg wet							
1,1-Dichloroethylene	BRL	0.0050	mg/kg wet							
1,1-Dichloropropylene	BRL	0.0050	mg/kg wet							
1,2,3-Trichlorobenzene	BRL	0.0050	mg/kg wet							
1,2,3-Trichloropropane	BRL	0.0050	mg/kg wet							
1,2,4-Trichlorobenzene	BRL	0.0050	mg/kg wet							
1,2,4-Trimethylbenzene	BRL	0.0050	mg/kg wet							
1,2-Dibromoethane	BRL	0.0050	mg/kg wet							
1,2-Dichlorobenzene	BRL	0.0050	mg/kg wet							
1,2-Dichloroethane	BRL	0.0050	mg/kg wet							
1,2-Dichloropropane	BRL	0.0050	mg/kg wet							
1,3,5-Trimethylbenzene	BRL	0.0050	mg/kg wet							
1,3-Dichlorobenzene	BRL	0.0050	mg/kg wet							
1,3-Dichloropropane	BRL	0.0050	mg/kg wet							
1,4-Dichlorobenzene	BRL	0.0050	mg/kg wet							
2,2-Dichloropropane	BRL	0.0050	mg/kg wet							
2-Chlorotoluene	BRL	0.0050	mg/kg wet							
4-Chlorotoluene	BRL	0.0050	mg/kg wet							
4-Isopropyltoluene	BRL	0.0050	mg/kg wet							
Acetone	BRL	0.050	mg/kg wet							
Benzene	BRL	0.0030	mg/kg wet							
Bromobenzene	BRL	0.0050	mg/kg wet							
Bromochloromethane	BRL	0.0050	mg/kg wet							
Bromodichloromethane	BRL	0.0050	mg/kg wet							
Bromoform	BRL	0.0050	mg/kg wet							
Bromomethane	BRL	0.010	mg/kg wet							
Carbon Tetrachloride	BRL	0.0050	mg/kg wet							
Chlorobenzene	BRL	0.0050	mg/kg wet							
Chloroethane	BRL	0.010	mg/kg wet							
Chloroform	BRL	0.0050	mg/kg wet							
Chloromethane	BRL	0.0050	mg/kg wet							
cis-1,2-Dichloroethylene	BRL	0.0050	mg/kg wet							
cis-1,3-Dichloropropylene	BRL	0.0050	mg/kg wet							
Dibromochloromethane	BRL	0.0050	mg/kg wet							
Dichlorodifluoromethane	BRL	0.0050	mg/kg wet							
Ethylbenzene	BRL	0.0050	mg/kg wet							
Isopropyl Ether	BRL	0.0050	mg/kg wet							
Isopropylbenzene (Cumene)	BRL	0.0050	mg/kg wet							
m,p-Xylenes	BRL	0.010	mg/kg wet							
Methyl Butyl Ketone (2-Hexanone)	BRL	0.050	mg/kg wet							
Methyl Ethyl Ketone (2-Butanone)	BRL	0.10	mg/kg wet							
Methyl Isobutyl Ketone	BRL	0.050	mg/kg wet							

This report should not be reproduced, except in its entirety, without the written consent of Prism Laboratories, Inc.

Geosyntec Consultants of NC, PC - Raleigh Project: NCDOT West End, NC
 Attn: Matthew Jenny
 2501 Blue Ridge Road, Ste 430
 Raleigh, NC 27607

Prism Work Order: 8010201
 Time Submitted: 1/12/2018 4:40:00PM

Volatile Organic Compounds by GC/MS - Quality Control

Analyte	Result	Reporting Limit	Units	Spike Level	Source Result	%REC	%REC Limits	RPD	RPD Limit	Notes
Batch P8A0276 - 5035										
Blank (P8A0276-BLK1)										
Prepared: 01/19/18 Analyzed: 01/20/18										
Methylene Chloride	BRL	0.010	mg/kg wet							
Methyl-tert-Butyl Ether	BRL	0.010	mg/kg wet							
Naphthalene	BRL	0.010	mg/kg wet							
n-Butylbenzene	BRL	0.0050	mg/kg wet							
n-Propylbenzene	BRL	0.0050	mg/kg wet							
o-Xylene	BRL	0.0050	mg/kg wet							
sec-Butylbenzene	BRL	0.0050	mg/kg wet							
Styrene	BRL	0.0050	mg/kg wet							
tert-Butylbenzene	BRL	0.0050	mg/kg wet							
Tetrachloroethylene	BRL	0.0050	mg/kg wet							
Toluene	BRL	0.0050	mg/kg wet							
trans-1,2-Dichloroethylene	BRL	0.0050	mg/kg wet							
trans-1,3-Dichloropropylene	BRL	0.0050	mg/kg wet							
Trichloroethylene	BRL	0.0050	mg/kg wet							
Trichlorofluoromethane	BRL	0.0050	mg/kg wet							
Vinyl acetate	BRL	0.025	mg/kg wet							
Vinyl chloride	BRL	0.0050	mg/kg wet							
Xylenes, total	BRL	0.015	mg/kg wet							
Surrogate: 4-Bromofluorobenzene	52.0		ug/L	50.00		104	70-130			
Surrogate: Dibromofluoromethane	51.3		ug/L	50.00		103	84-123			
Surrogate: Toluene-d8	48.9		ug/L	50.00		98	76-129			
LCS (P8A0276-BS1)										
Prepared: 01/19/18 Analyzed: 01/20/18										
1,1,1,2-Tetrachloroethane	0.0493	0.0050	mg/kg wet	0.05000		99	72-115			
1,1,1-Trichloroethane	0.0453	0.0050	mg/kg wet	0.05000		91	67-131			
1,1,2,2-Tetrachloroethane	0.0524	0.0050	mg/kg wet	0.05000		105	56-126			
1,1,2-Trichloroethane	0.0510	0.0050	mg/kg wet	0.05000		102	70-133			
1,1-Dichloroethane	0.0477	0.0050	mg/kg wet	0.05000		95	74-127			
1,1-Dichloroethylene	0.0353	0.0050	mg/kg wet	0.05000		71	67-149			
1,1-Dichloropropylene	0.0472	0.0050	mg/kg wet	0.05000		94	71-130			
1,2,3-Trichlorobenzene	0.0438	0.0050	mg/kg wet	0.05000		88	68-130			
1,2,3-Trichloropropane	0.0512	0.0050	mg/kg wet	0.05000		102	60-137			
1,2,4-Trichlorobenzene	0.0420	0.0050	mg/kg wet	0.05000		84	66-125			
1,2,4-Trimethylbenzene	0.0445	0.0050	mg/kg wet	0.05000		89	69-129			
1,2-Dibromoethane	0.0525	0.0050	mg/kg wet	0.05000		105	70-132			
1,2-Dichlorobenzene	0.0454	0.0050	mg/kg wet	0.05000		91	72-123			
1,2-Dichloroethane	0.0514	0.0050	mg/kg wet	0.05000		103	68-128			
1,2-Dichloropropane	0.0509	0.0050	mg/kg wet	0.05000		102	73-130			
1,3,5-Trimethylbenzene	0.0434	0.0050	mg/kg wet	0.05000		87	69-128			
1,3-Dichlorobenzene	0.0429	0.0050	mg/kg wet	0.05000		86	71-120			
1,3-Dichloropropane	0.0512	0.0050	mg/kg wet	0.05000		102	75-124			
1,4-Dichlorobenzene	0.0436	0.0050	mg/kg wet	0.05000		87	71-123			
2,2-Dichloropropane	0.0422	0.0050	mg/kg wet	0.05000		84	50-142			
2-Chlorotoluene	0.0444	0.0050	mg/kg wet	0.05000		89	67-124			
4-Chlorotoluene	0.0438	0.0050	mg/kg wet	0.05000		88	71-126			
4-Isopropyltoluene	0.0416	0.0050	mg/kg wet	0.05000		83	68-129			
Acetone	0.158	0.050	mg/kg wet	0.1000		158	29-198			

This report should not be reproduced, except in its entirety, without the written consent of Prism Laboratories, Inc.



Geosyntec Consultants of NC, PC - Raleigh Project: NCDOT West End, NC
 Attn: Matthew Jenny
 2501 Blue Ridge Road, Ste 430
 Raleigh, NC 27607

Prism Work Order: 8010201
 Time Submitted: 1/12/2018 4:40:00PM

Volatile Organic Compounds by GC/MS - Quality Control

Analyte	Result	Reporting Limit	Units	Spike Level	Source Result	%REC	%REC Limits	RPD	RPD Limit	Notes
Batch P8A0276 - 5035										
LCS (P8A0276-BS1)										
				Prepared: 01/19/18 Analyzed: 01/20/18						
Benzene	0.0487	0.0030	mg/kg wet	0.05000		97	74-127			
Bromobenzene	0.0428	0.0050	mg/kg wet	0.05000		86	73-125			
Bromochloromethane	0.0520	0.0050	mg/kg wet	0.05000		104	72-134			
Bromodichloromethane	0.0518	0.0050	mg/kg wet	0.05000		104	75-122			
Bromoform	0.0501	0.0050	mg/kg wet	0.05000		100	66-135			
Bromomethane	0.0516	0.010	mg/kg wet	0.05000		103	20-180			
Carbon Tetrachloride	0.0446	0.0050	mg/kg wet	0.05000		89	64-143			
Chlorobenzene	0.0475	0.0050	mg/kg wet	0.05000		95	74-118			
Chloroethane	0.0424	0.010	mg/kg wet	0.05000		85	33-149			
Chloroform	0.0534	0.0050	mg/kg wet	0.05000		107	73-127			
Chloromethane	0.0589	0.0050	mg/kg wet	0.05000		118	45-143			
cis-1,2-Dichloroethylene	0.0496	0.0050	mg/kg wet	0.05000		99	76-134			
cis-1,3-Dichloropropylene	0.0508	0.0050	mg/kg wet	0.05000		102	71-125			
Dibromochloromethane	0.0504	0.0050	mg/kg wet	0.05000		101	73-122			
Dichlorodifluoromethane	0.0381	0.0050	mg/kg wet	0.05000		76	26-146			
Ethylbenzene	0.0452	0.0050	mg/kg wet	0.05000		90	74-128			
Isopropyl Ether	0.0514	0.0050	mg/kg wet	0.05000		103	59-159			
Isopropylbenzene (Cumene)	0.0427	0.0050	mg/kg wet	0.05000		85	68-126			
m,p-Xylenes	0.0929	0.010	mg/kg wet	0.1000		93	75-124			
Methyl Butyl Ketone (2-Hexanone)	0.0654	0.050	mg/kg wet	0.05000		131	61-157			
Methyl Ethyl Ketone (2-Butanone)	0.0647	0.10	mg/kg wet	0.05000		129	63-149			J
Methyl Isobutyl Ketone	0.0673	0.050	mg/kg wet	0.05000		135	57-162			
Methylene Chloride	0.0555	0.010	mg/kg wet	0.05000		111	74-129			
Methyl-tert-Butyl Ether	0.0549	0.010	mg/kg wet	0.05000		110	70-130			
Naphthalene	0.0508	0.010	mg/kg wet	0.05000		102	57-157			
n-Butylbenzene	0.0402	0.0050	mg/kg wet	0.05000		80	65-135			
n-Propylbenzene	0.0437	0.0050	mg/kg wet	0.05000		87	67-130			
o-Xylene	0.0464	0.0050	mg/kg wet	0.05000		93	74-126			
sec-Butylbenzene	0.0419	0.0050	mg/kg wet	0.05000		84	66-131			
Styrene	0.0486	0.0050	mg/kg wet	0.05000		97	77-121			
tert-Butylbenzene	0.0423	0.0050	mg/kg wet	0.05000		85	67-132			
Tetrachloroethylene	0.0448	0.0050	mg/kg wet	0.05000		90	68-130			
Toluene	0.0477	0.0050	mg/kg wet	0.05000		95	71-129			
trans-1,2-Dichloroethylene	0.0478	0.0050	mg/kg wet	0.05000		96	73-132			
trans-1,3-Dichloropropylene	0.0510	0.0050	mg/kg wet	0.05000		102	68-123			
Trichloroethylene	0.0471	0.0050	mg/kg wet	0.05000		94	75-133			
Trichlorofluoromethane	0.0526	0.0050	mg/kg wet	0.05000		105	44-146			
Vinyl acetate	0.0595	0.025	mg/kg wet	0.05000		119	85-161			
Vinyl chloride	0.0444	0.0050	mg/kg wet	0.05000		89	48-147			
Xylenes, total	0.139	0.015	mg/kg wet	0.1500		93	74-126			
Surrogate: 4-Bromofluorobenzene	49.3		ug/L	50.00		99	70-130			
Surrogate: Dibromofluoromethane	50.3		ug/L	50.00		101	84-123			
Surrogate: Toluene-d8	46.8		ug/L	50.00		94	76-129			

This report should not be reproduced, except in its entirety, without the written consent of Prism Laboratories, Inc.



Geosyntec Consultants of NC, PC - Raleigh Project: NCDOT West End, NC
 Attn: Matthew Jenny
 2501 Blue Ridge Road, Ste 430
 Raleigh, NC 27607

Prism Work Order: 8010201
 Time Submitted: 1/12/2018 4:40:00PM

Volatile Organic Compounds by GC/MS - Quality Control

Analyte	Result	Reporting Limit	Units	Spike Level	Source Result	%REC	%REC Limits	RPD	RPD Limit	Notes
Batch P8A0276 - 5035										
LCS Dup (P8A0276-BSD1)										
				Prepared: 01/19/18 Analyzed: 01/20/18						
1,1,1,2-Tetrachloroethane	0.0506	0.0050	mg/kg wet	0.05000		101	72-115	2	20	
1,1,1-Trichloroethane	0.0451	0.0050	mg/kg wet	0.05000		90	67-131	0.4	20	
1,1,2,2-Tetrachloroethane	0.0526	0.0050	mg/kg wet	0.05000		105	56-126	0.4	20	
1,1,2-Trichloroethane	0.0513	0.0050	mg/kg wet	0.05000		103	70-133	0.5	20	
1,1-Dichloroethane	0.0480	0.0050	mg/kg wet	0.05000		96	74-127	0.8	20	
1,1-Dichloroethylene	0.0377	0.0050	mg/kg wet	0.05000		75	67-149	6	20	
1,1-Dichloropropylene	0.0477	0.0050	mg/kg wet	0.05000		95	71-130	1	20	
1,2,3-Trichlorobenzene	0.0453	0.0050	mg/kg wet	0.05000		91	68-130	3	20	
1,2,3-Trichloropropane	0.0507	0.0050	mg/kg wet	0.05000		101	60-137	0.9	20	
1,2,4-Trichlorobenzene	0.0417	0.0050	mg/kg wet	0.05000		83	66-125	0.5	20	
1,2,4-Trimethylbenzene	0.0444	0.0050	mg/kg wet	0.05000		89	69-129	0.3	20	
1,2-Dibromoethane	0.0524	0.0050	mg/kg wet	0.05000		105	70-132	0.3	20	
1,2-Dichlorobenzene	0.0456	0.0050	mg/kg wet	0.05000		91	72-123	0.2	20	
1,2-Dichloroethane	0.0526	0.0050	mg/kg wet	0.05000		105	68-128	2	20	
1,2-Dichloropropane	0.0505	0.0050	mg/kg wet	0.05000		101	73-130	0.9	20	
1,3,5-Trimethylbenzene	0.0437	0.0050	mg/kg wet	0.05000		87	69-128	0.7	20	
1,3-Dichlorobenzene	0.0435	0.0050	mg/kg wet	0.05000		87	71-120	1	20	
1,3-Dichloropropane	0.0512	0.0050	mg/kg wet	0.05000		102	75-124	0.1	20	
1,4-Dichlorobenzene	0.0442	0.0050	mg/kg wet	0.05000		88	71-123	1	20	
2,2-Dichloropropane	0.0424	0.0050	mg/kg wet	0.05000		85	50-142	0.3	20	
2-Chlorotoluene	0.0443	0.0050	mg/kg wet	0.05000		89	67-124	0.3	20	
4-Chlorotoluene	0.0435	0.0050	mg/kg wet	0.05000		87	71-126	0.6	20	
4-Isopropyltoluene	0.0415	0.0050	mg/kg wet	0.05000		83	68-129	0.4	20	
Acetone	0.160	0.050	mg/kg wet	0.1000		160	29-198	0.9	20	
Benzene	0.0488	0.0030	mg/kg wet	0.05000		97	74-127	0.02	20	
Bromobenzene	0.0446	0.0050	mg/kg wet	0.05000		89	73-125	4	20	
Bromochloromethane	0.0522	0.0050	mg/kg wet	0.05000		104	72-134	0.3	20	
Bromodichloromethane	0.0525	0.0050	mg/kg wet	0.05000		105	75-122	1	20	
Bromoform	0.0516	0.0050	mg/kg wet	0.05000		103	66-135	3	20	
Bromomethane	0.0535	0.010	mg/kg wet	0.05000		107	20-180	4	20	
Carbon Tetrachloride	0.0455	0.0050	mg/kg wet	0.05000		91	64-143	2	20	
Chlorobenzene	0.0476	0.0050	mg/kg wet	0.05000		95	74-118	0.2	20	
Chloroethane	0.0439	0.010	mg/kg wet	0.05000		88	33-149	3	20	
Chloroform	0.0541	0.0050	mg/kg wet	0.05000		108	73-127	1	20	
Chloromethane	0.0599	0.0050	mg/kg wet	0.05000		120	45-143	2	20	
cis-1,2-Dichloroethylene	0.0513	0.0050	mg/kg wet	0.05000		103	76-134	3	20	
cis-1,3-Dichloropropylene	0.0513	0.0050	mg/kg wet	0.05000		103	71-125	1	20	
Dibromochloromethane	0.0513	0.0050	mg/kg wet	0.05000		103	73-122	2	20	
Dichlorodifluoromethane	0.0387	0.0050	mg/kg wet	0.05000		77	26-146	2	20	
Ethylbenzene	0.0451	0.0050	mg/kg wet	0.05000		90	74-128	0.2	20	
Isopropyl Ether	0.0518	0.0050	mg/kg wet	0.05000		104	59-159	0.8	20	
Isopropylbenzene (Cumene)	0.0429	0.0050	mg/kg wet	0.05000		86	68-126	0.4	20	
m,p-Xylenes	0.0941	0.010	mg/kg wet	0.1000		94	75-124	1	20	
Methyl Butyl Ketone (2-Hexanone)	0.0640	0.050	mg/kg wet	0.05000		128	61-157	2	20	
Methyl Ethyl Ketone (2-Butanone)	0.0646	0.10	mg/kg wet	0.05000		129	63-149	0.3	20	J
Methyl Isobutyl Ketone	0.0669	0.050	mg/kg wet	0.05000		134	57-162	0.6	20	

This report should not be reproduced, except in its entirety, without the written consent of Prism Laboratories, Inc.

Geosyntec Consultants of NC, PC - Raleigh Project: NCDOT West End, NC
 Attn: Matthew Jenny
 2501 Blue Ridge Road, Ste 430
 Raleigh, NC 27607

Prism Work Order: 8010201
 Time Submitted: 1/12/2018 4:40:00PM

Volatile Organic Compounds by GC/MS - Quality Control

Analyte	Result	Reporting Limit	Units	Spike Level	Source Result	%REC	%REC Limits	RPD	RPD Limit	Notes
Batch P8A0276 - 5035										
LCS Dup (P8A0276-BSD1)										
					Prepared: 01/19/18 Analyzed: 01/20/18					
Methylene Chloride	0.0558	0.010	mg/kg wet	0.05000		112	74-129	0.6	20	
Methyl-tert-Butyl Ether	0.0571	0.010	mg/kg wet	0.05000		114	70-130	4	20	
Naphthalene	0.0509	0.010	mg/kg wet	0.05000		102	57-157	0.3	20	
n-Butylbenzene	0.0411	0.0050	mg/kg wet	0.05000		82	65-135	2	20	
n-Propylbenzene	0.0433	0.0050	mg/kg wet	0.05000		87	67-130	0.8	20	
o-Xylene	0.0467	0.0050	mg/kg wet	0.05000		93	74-126	0.6	20	
sec-Butylbenzene	0.0424	0.0050	mg/kg wet	0.05000		85	66-131	1	20	
Styrene	0.0488	0.0050	mg/kg wet	0.05000		98	77-121	0.4	20	
tert-Butylbenzene	0.0426	0.0050	mg/kg wet	0.05000		85	67-132	0.7	20	
Tetrachloroethylene	0.0449	0.0050	mg/kg wet	0.05000		90	68-130	0.2	20	
Toluene	0.0476	0.0050	mg/kg wet	0.05000		95	71-129	0.06	20	
trans-1,2-Dichloroethylene	0.0484	0.0050	mg/kg wet	0.05000		97	73-132	1	20	
trans-1,3-Dichloropropylene	0.0517	0.0050	mg/kg wet	0.05000		103	68-123	1	20	
Trichloroethylene	0.0471	0.0050	mg/kg wet	0.05000		94	75-133	0.04	20	
Trichlorofluoromethane	0.0517	0.0050	mg/kg wet	0.05000		103	44-146	2	20	
Vinyl acetate	0.0609	0.025	mg/kg wet	0.05000		122	85-161	2	20	
Vinyl chloride	0.0448	0.0050	mg/kg wet	0.05000		90	48-147	0.7	20	
Xylenes, total	0.141	0.015	mg/kg wet	0.1500		94	74-126	1	20	
Surrogate: 4-Bromofluorobenzene	49.0		ug/L	50.00		98	70-130			
Surrogate: Dibromofluoromethane	51.6		ug/L	50.00		103	84-123			
Surrogate: Toluene-d8	46.7		ug/L	50.00		93	76-129			
Matrix Spike (P8A0276-MS1)										
					Source: 8010201-37 Prepared: 01/19/18 Analyzed: 01/20/18					
1,1,1,2-Tetrachloroethane	0.0543	0.0056	mg/kg dry	0.05599	BRL	97	60-120			
1,1,1-Trichloroethane	0.0459	0.0056	mg/kg dry	0.05599	BRL	82	52-139			
1,1,2,2-Tetrachloroethane	0.0541	0.0056	mg/kg dry	0.05599	BRL	97	39-135			
1,1,2-Trichloroethane	0.0562	0.0056	mg/kg dry	0.05599	BRL	100	44-140			
1,1-Dichloroethane	0.0506	0.0056	mg/kg dry	0.05599	BRL	90	59-137			
1,1-Dichloroethylene	0.0344	0.0056	mg/kg dry	0.05599	BRL	61	54-162			
1,1-Dichloropropylene	0.0473	0.0056	mg/kg dry	0.05599	BRL	85	55-137			
1,2,3-Trichlorobenzene	0.0435	0.0056	mg/kg dry	0.05599	BRL	78	34-120			
1,2,3-Trichloropropane	0.0519	0.0056	mg/kg dry	0.05599	BRL	93	45-139			
1,2,4-Trichlorobenzene	0.0377	0.0056	mg/kg dry	0.05599	BRL	67	35-116			
1,2,4-Trimethylbenzene	0.0437	0.0056	mg/kg dry	0.05599	BRL	78	38-142			
1,2-Dibromoethane	0.0568	0.0056	mg/kg dry	0.05599	BRL	101	49-132			
1,2-Dichlorobenzene	0.0475	0.0056	mg/kg dry	0.05599	BRL	85	42-130			
1,2-Dichloroethane	0.0573	0.0056	mg/kg dry	0.05599	BRL	102	51-131			
1,2-Dichloropropane	0.0557	0.0056	mg/kg dry	0.05599	BRL	99	55-138			
1,3,5-Trimethylbenzene	0.0427	0.0056	mg/kg dry	0.05599	BRL	76	44-140			
1,3-Dichlorobenzene	0.0427	0.0056	mg/kg dry	0.05599	BRL	76	41-129			
1,3-Dichloropropane	0.0565	0.0056	mg/kg dry	0.05599	BRL	101	53-129			
1,4-Dichlorobenzene	0.0436	0.0056	mg/kg dry	0.05599	BRL	78	44-134			
2,2-Dichloropropane	0.0417	0.0056	mg/kg dry	0.05599	BRL	74	30-147			
2-Chlorotoluene	0.0442	0.0056	mg/kg dry	0.05599	BRL	79	46-132			
4-Chlorotoluene	0.0429	0.0056	mg/kg dry	0.05599	BRL	77	44-135			
4-Isopropyltoluene	0.0404	0.0056	mg/kg dry	0.05599	BRL	72	32-144			
Acetone	0.165	0.056	mg/kg dry	0.1120	0.0384	113	34-143			

This report should not be reproduced, except in its entirety, without the written consent of Prism Laboratories, Inc.

Geosyntec Consultants of NC, PC - Raleigh Project: NCDOT West End, NC
 Attn: Matthew Jenny
 2501 Blue Ridge Road, Ste 430
 Raleigh, NC 27607

Prism Work Order: 8010201
 Time Submitted: 1/12/2018 4:40:00PM

Volatile Organic Compounds by GC/MS - Quality Control

Analyte	Result	Reporting Limit	Units	Spike Level	Source Result	%REC	%REC Limits	RPD	RPD Limit	Notes
Batch P8A0276 - 5035										
Matrix Spike (P8A0276-MS1)	Source: 8010201-37			Prepared: 01/19/18		Analyzed: 01/20/18				
Benzene	0.0512	0.0034	mg/kg dry	0.05599	BRL	91	60-135			
Bromobenzene	0.0452	0.0056	mg/kg dry	0.05599	BRL	81	45-135			
Bromochloromethane	0.0569	0.0056	mg/kg dry	0.05599	BRL	102	55-136			
Bromodichloromethane	0.0584	0.0056	mg/kg dry	0.05599	BRL	104	55-127			
Bromoform	0.0579	0.0056	mg/kg dry	0.05599	BRL	103	40-136			
Bromomethane	0.0536	0.011	mg/kg dry	0.05599	BRL	96	30-137			
Carbon Tetrachloride	0.0468	0.0056	mg/kg dry	0.05599	BRL	84	48-153			
Chlorobenzene	0.0499	0.0056	mg/kg dry	0.05599	BRL	89	57-125			
Chloroethane	0.0469	0.011	mg/kg dry	0.05599	BRL	84	16-177			
Chloroform	0.0578	0.0056	mg/kg dry	0.05599	BRL	103	56-137			
Chloromethane	0.0670	0.0056	mg/kg dry	0.05599	BRL	120	40-145			
cis-1,2-Dichloroethylene	0.0536	0.0056	mg/kg dry	0.05599	BRL	96	58-140			
cis-1,3-Dichloropropylene	0.0535	0.0056	mg/kg dry	0.05599	BRL	96	42-135			
Dibromochloromethane	0.0569	0.0056	mg/kg dry	0.05599	BRL	102	49-127			
Dichlorodifluoromethane	0.0384	0.0056	mg/kg dry	0.05599	BRL	68	25-151			
Ethylbenzene	0.0468	0.0056	mg/kg dry	0.05599	BRL	84	44-144			
Isopropyl Ether	0.0554	0.0056	mg/kg dry	0.05599	BRL	99	51-155			
Isopropylbenzene (Cumene)	0.0431	0.0056	mg/kg dry	0.05599	BRL	77	41-140			
m,p-Xylenes	0.0966	0.011	mg/kg dry	0.1120	BRL	86	36-148			
Methyl Butyl Ketone (2-Hexanone)	0.0609	0.056	mg/kg dry	0.05599	BRL	109	30-147			
Methyl Ethyl Ketone (2-Butanone)	0.0631	0.11	mg/kg dry	0.05599	BRL	113	24-160			J
Methyl Isobutyl Ketone	0.0641	0.056	mg/kg dry	0.05599	BRL	114	25-163			
Methylene Chloride	0.0602	0.011	mg/kg dry	0.05599	BRL	107	53-144			
Methyl-tert-Butyl Ether	0.0513	0.011	mg/kg dry	0.05599	BRL	92	49-135			
Naphthalene	0.0505	0.011	mg/kg dry	0.05599	BRL	90	32-127			
n-Butylbenzene	0.0374	0.0056	mg/kg dry	0.05599	BRL	67	23-148			
n-Propylbenzene	0.0425	0.0056	mg/kg dry	0.05599	BRL	76	35-144			
o-Xylene	0.0487	0.0056	mg/kg dry	0.05599	BRL	87	43-143			
sec-Butylbenzene	0.0415	0.0056	mg/kg dry	0.05599	BRL	74	34-144			
Styrene	0.0521	0.0056	mg/kg dry	0.05599	BRL	93	42-132			
tert-Butylbenzene	0.0427	0.0056	mg/kg dry	0.05599	BRL	76	36-150			
Tetrachloroethylene	0.0446	0.0056	mg/kg dry	0.05599	BRL	80	47-142			
Toluene	0.0499	0.0056	mg/kg dry	0.05599	BRL	89	57-135			
trans-1,2-Dichloroethylene	0.0499	0.0056	mg/kg dry	0.05599	BRL	89	58-141			
trans-1,3-Dichloropropylene	0.0541	0.0056	mg/kg dry	0.05599	BRL	97	41-124			
Trichloroethylene	0.0486	0.0056	mg/kg dry	0.05599	BRL	87	38-164			
Trichlorofluoromethane	0.0529	0.0056	mg/kg dry	0.05599	BRL	94	30-157			
Vinyl acetate	0.0609	0.028	mg/kg dry	0.05599	BRL	109	61-154			
Vinyl chloride	0.0446	0.0056	mg/kg dry	0.05599	BRL	80	40-156			
Xylenes, total	0.145	0.017	mg/kg dry	0.1680	BRL	86	36-148			
Surrogate: 4-Bromofluorobenzene	48.9		ug/L	50.00		98	70-130			
Surrogate: Dibromofluoromethane	49.2		ug/L	50.00		98	84-123			
Surrogate: Toluene-d8	46.1		ug/L	50.00		92	76-129			

This report should not be reproduced, except in its entirety, without the written consent of Prism Laboratories, Inc.



Geosyntec Consultants of NC, PC - Raleigh Project: NCDOT West End, NC
 Attn: Matthew Jenny
 2501 Blue Ridge Road, Ste 430
 Raleigh, NC 27607

Prism Work Order: 8010201
 Time Submitted: 1/12/2018 4:40:00PM

Volatile Organic Compounds by GC/MS - Quality Control

Analyte	Result	Reporting Limit	Units	Spike Level	Source Result	%REC	%REC Limits	RPD	RPD Limit	Notes
Batch P8A0276 - 5035										
Matrix Spike Dup (P8A0276-MSD1)		Source: 8010201-37			Prepared: 01/19/18		Analyzed: 01/21/18			
1,1,1,2-Tetrachloroethane	0.0536	0.0056	mg/kg dry	0.05577	BRL	96	60-120	1	15	
1,1,1-Trichloroethane	0.0431	0.0056	mg/kg dry	0.05577	BRL	77	52-139	6	21	
1,1,2,2-Tetrachloroethane	0.0534	0.0056	mg/kg dry	0.05577	BRL	96	39-135	1	22	
1,1,2-Trichloroethane	0.0561	0.0056	mg/kg dry	0.05577	BRL	101	44-140	0.2	21	
1,1-Dichloroethane	0.0486	0.0056	mg/kg dry	0.05577	BRL	87	59-137	4	21	
1,1-Dichloroethylene	0.0672	0.0056	mg/kg dry	0.05577	BRL	120	54-162	65	22	D
1,1-Dichloropropylene	0.0442	0.0056	mg/kg dry	0.05577	BRL	79	55-137	7	19	
1,2,3-Trichlorobenzene	0.0455	0.0056	mg/kg dry	0.05577	BRL	82	34-120	5	41	
1,2,3-Trichloropropane	0.0520	0.0056	mg/kg dry	0.05577	BRL	93	45-139	0.2	25	
1,2,4-Trichlorobenzene	0.0421	0.0056	mg/kg dry	0.05577	BRL	75	35-116	11	62	
1,2,4-Trimethylbenzene	0.0445	0.0056	mg/kg dry	0.05577	BRL	80	38-142	2	24	
1,2-Dibromoethane	0.0549	0.0056	mg/kg dry	0.05577	BRL	99	49-132	3	15	
1,2-Dichlorobenzene	0.0490	0.0056	mg/kg dry	0.05577	BRL	88	42-130	3	21	
1,2-Dichloroethane	0.0569	0.0056	mg/kg dry	0.05577	BRL	102	51-131	0.8	13	
1,2-Dichloropropane	0.0542	0.0056	mg/kg dry	0.05577	BRL	97	55-138	3	16	
1,3,5-Trimethylbenzene	0.0431	0.0056	mg/kg dry	0.05577	BRL	77	44-140	0.9	29	
1,3-Dichlorobenzene	0.0447	0.0056	mg/kg dry	0.05577	BRL	80	41-129	4	24	
1,3-Dichloropropane	0.0562	0.0056	mg/kg dry	0.05577	BRL	101	53-129	0.5	15	
1,4-Dichlorobenzene	0.0453	0.0056	mg/kg dry	0.05577	BRL	81	44-134	4	21	
2,2-Dichloropropane	0.0389	0.0056	mg/kg dry	0.05577	BRL	70	30-147	7	20	
2-Chlorotoluene	0.0443	0.0056	mg/kg dry	0.05577	BRL	79	46-132	0.2	29	
4-Chlorotoluene	0.0437	0.0056	mg/kg dry	0.05577	BRL	78	44-135	2	23	
4-Isopropyltoluene	0.0402	0.0056	mg/kg dry	0.05577	BRL	72	32-144	0.6	22	
Acetone	0.149	0.056	mg/kg dry	0.1115	0.0384	99	34-143	11	49	
Benzene	0.0492	0.0033	mg/kg dry	0.05577	BRL	88	60-135	4	20	
Bromobenzene	0.0454	0.0056	mg/kg dry	0.05577	BRL	81	45-135	0.5	25	
Bromochloromethane	0.0546	0.0056	mg/kg dry	0.05577	BRL	98	55-136	4	18	
Bromodichloromethane	0.0577	0.0056	mg/kg dry	0.05577	BRL	103	55-127	1	17	
Bromoform	0.0578	0.0056	mg/kg dry	0.05577	BRL	104	40-136	0.3	35	
Bromomethane	0.0541	0.011	mg/kg dry	0.05577	BRL	97	30-137	1	30	
Carbon Tetrachloride	0.0435	0.0056	mg/kg dry	0.05577	BRL	78	48-153	7	23	
Chlorobenzene	0.0495	0.0056	mg/kg dry	0.05577	BRL	89	57-125	0.7	14	
Chloroethane	0.0431	0.011	mg/kg dry	0.05577	BRL	77	16-177	9	47	
Chloroform	0.0559	0.0056	mg/kg dry	0.05577	BRL	100	56-137	3	18	
Chloromethane	0.0583	0.0056	mg/kg dry	0.05577	BRL	105	40-145	14	26	
cis-1,2-Dichloroethylene	0.0534	0.0056	mg/kg dry	0.05577	BRL	96	58-140	0.4	28	
cis-1,3-Dichloropropylene	0.0536	0.0056	mg/kg dry	0.05577	BRL	96	42-135	0.1	32	
Dibromochloromethane	0.0583	0.0056	mg/kg dry	0.05577	BRL	104	49-127	2	24	
Dichlorodifluoromethane	0.0342	0.0056	mg/kg dry	0.05577	BRL	61	25-151	11	37	
Ethylbenzene	0.0454	0.0056	mg/kg dry	0.05577	BRL	81	44-144	3	19	
Isopropyl Ether	0.0552	0.0056	mg/kg dry	0.05577	BRL	99	51-155	0.3	13	
Isopropylbenzene (Cumene)	0.0420	0.0056	mg/kg dry	0.05577	BRL	75	41-140	2	27	
m,p-Xylenes	0.0949	0.011	mg/kg dry	0.1115	BRL	85	36-148	2	20	
Methyl Butyl Ketone (2-Hexanone)	0.0590	0.056	mg/kg dry	0.05577	BRL	106	30-147	3	42	
Methyl Ethyl Ketone (2-Butanone)	0.0582	0.11	mg/kg dry	0.05577	BRL	104	24-160	8	42	J
Methyl Isobutyl Ketone	0.0638	0.056	mg/kg dry	0.05577	BRL	114	25-163	0.4	44	

This report should not be reproduced, except in its entirety, without the written consent of Prism Laboratories, Inc.

Geosyntec Consultants of NC, PC - Raleigh Project: NCDOT West End, NC
 Attn: Matthew Jenny
 2501 Blue Ridge Road, Ste 430
 Raleigh, NC 27607

Prism Work Order: 8010201
 Time Submitted: 1/12/2018 4:40:00PM

Volatile Organic Compounds by GC/MS - Quality Control

Analyte	Result	Reporting Limit	Units	Spike Level	Source Result	%REC	%REC Limits	RPD	RPD Limit	Notes
Batch P8A0276 - 5035										
Matrix Spike Dup (P8A0276-MSD1)	Source: 8010201-37			Prepared: 01/19/18		Analyzed: 01/21/18				
Methylene Chloride	0.0592	0.011	mg/kg dry	0.05577	BRL	106	53-144	2	14	
Methyl-tert-Butyl Ether	0.0555	0.011	mg/kg dry	0.05577	BRL	99	49-135	8	22	
Naphthalene	0.0513	0.011	mg/kg dry	0.05577	BRL	92	32-127	2	44	
n-Butylbenzene	0.0384	0.0056	mg/kg dry	0.05577	BRL	69	23-148	3	39	
n-Propylbenzene	0.0424	0.0056	mg/kg dry	0.05577	BRL	76	35-144	0.2	27	
o-Xylene	0.0483	0.0056	mg/kg dry	0.05577	BRL	87	43-143	0.9	17	
sec-Butylbenzene	0.0407	0.0056	mg/kg dry	0.05577	BRL	73	34-144	2	28	
Styrene	0.0519	0.0056	mg/kg dry	0.05577	BRL	93	42-132	0.3	28	
tert-Butylbenzene	0.0414	0.0056	mg/kg dry	0.05577	BRL	74	36-150	3	29	
Tetrachloroethylene	0.0435	0.0056	mg/kg dry	0.05577	BRL	78	47-142	3	26	
Toluene	0.0486	0.0056	mg/kg dry	0.05577	BRL	87	57-135	3	22	
trans-1,2-Dichloroethylene	0.0471	0.0056	mg/kg dry	0.05577	BRL	84	58-141	6	18	
trans-1,3-Dichloropropylene	0.0540	0.0056	mg/kg dry	0.05577	BRL	97	41-124	0.2	20	
Trichloroethylene	0.0470	0.0056	mg/kg dry	0.05577	BRL	84	38-164	3	18	
Trichlorofluoromethane	0.0460	0.0056	mg/kg dry	0.05577	BRL	82	30-157	14	27	
Vinyl acetate	0.0613	0.028	mg/kg dry	0.05577	BRL	110	61-154	0.7	35	
Vinyl chloride	0.0403	0.0056	mg/kg dry	0.05577	BRL	72	40-156	10	35	
Xylenes, total	0.143	0.017	mg/kg dry	0.1673	BRL	86	36-148	1	20	
Surrogate: 4-Bromofluorobenzene	48.7		ug/L	50.00		97	70-130			
Surrogate: Dibromofluoromethane	48.9		ug/L	50.00		98	84-123			
Surrogate: Toluene-d8	45.7		ug/L	50.00		91	76-129			

Batch P8A0311 - 5035

Blank (P8A0311-BLK1)	Prepared & Analyzed: 01/22/18									
1,1,1,2-Tetrachloroethane	BRL	0.0050	mg/kg wet							
1,1,1-Trichloroethane	BRL	0.0050	mg/kg wet							
1,1,2,2-Tetrachloroethane	BRL	0.0050	mg/kg wet							
1,1,2-Trichloroethane	BRL	0.0050	mg/kg wet							
1,1-Dichloroethane	BRL	0.0050	mg/kg wet							
1,1-Dichloroethylene	BRL	0.0050	mg/kg wet							
1,1-Dichloropropylene	BRL	0.0050	mg/kg wet							
1,2,3-Trichlorobenzene	BRL	0.0050	mg/kg wet							
1,2,3-Trichloropropane	BRL	0.0050	mg/kg wet							
1,2,4-Trichlorobenzene	BRL	0.0050	mg/kg wet							
1,2,4-Trimethylbenzene	BRL	0.0050	mg/kg wet							
1,2-Dibromoethane	BRL	0.0050	mg/kg wet							
1,2-Dichlorobenzene	BRL	0.0050	mg/kg wet							
1,2-Dichloroethane	BRL	0.0050	mg/kg wet							
1,2-Dichloropropane	BRL	0.0050	mg/kg wet							
1,3,5-Trimethylbenzene	BRL	0.0050	mg/kg wet							
1,3-Dichlorobenzene	BRL	0.0050	mg/kg wet							
1,3-Dichloropropane	BRL	0.0050	mg/kg wet							
1,4-Dichlorobenzene	BRL	0.0050	mg/kg wet							
2,2-Dichloropropane	BRL	0.0050	mg/kg wet							
2-Chlorotoluene	BRL	0.0050	mg/kg wet							
4-Chlorotoluene	BRL	0.0050	mg/kg wet							

This report should not be reproduced, except in its entirety, without the written consent of Prism Laboratories, Inc.

Geosyntec Consultants of NC, PC - Raleigh Project: NCDOT West End, NC
 Attn: Matthew Jenny
 2501 Blue Ridge Road, Ste 430
 Raleigh, NC 27607

Prism Work Order: 8010201
 Time Submitted: 1/12/2018 4:40:00PM

Volatile Organic Compounds by GC/MS - Quality Control

Analyte	Result	Reporting Limit	Units	Spike Level	Source Result	%REC	%REC Limits	RPD	RPD Limit	Notes
Batch P8A0311 - 5035										
Blank (P8A0311-BLK1)										
Prepared & Analyzed: 01/22/18										
4-Isopropyltoluene	BRL	0.0050	mg/kg wet							
Acetone	BRL	0.050	mg/kg wet							
Benzene	BRL	0.0030	mg/kg wet							
Bromobenzene	BRL	0.0050	mg/kg wet							
Bromochloromethane	BRL	0.0050	mg/kg wet							
Bromodichloromethane	BRL	0.0050	mg/kg wet							
Bromoform	BRL	0.0050	mg/kg wet							
Bromomethane	BRL	0.010	mg/kg wet							
Carbon Tetrachloride	BRL	0.0050	mg/kg wet							
Chlorobenzene	BRL	0.0050	mg/kg wet							
Chloroethane	BRL	0.010	mg/kg wet							
Chloroform	BRL	0.0050	mg/kg wet							
Chloromethane	BRL	0.0050	mg/kg wet							CCV
cis-1,2-Dichloroethylene	BRL	0.0050	mg/kg wet							
cis-1,3-Dichloropropylene	BRL	0.0050	mg/kg wet							
Dibromochloromethane	BRL	0.0050	mg/kg wet							
Dichlorodifluoromethane	BRL	0.0050	mg/kg wet							
Ethylbenzene	BRL	0.0050	mg/kg wet							
Isopropyl Ether	BRL	0.0050	mg/kg wet							
Isopropylbenzene (Cumene)	BRL	0.0050	mg/kg wet							
m,p-Xylenes	BRL	0.010	mg/kg wet							
Methyl Butyl Ketone (2-Hexanone)	BRL	0.050	mg/kg wet							
Methyl Ethyl Ketone (2-Butanone)	BRL	0.10	mg/kg wet							
Methyl Isobutyl Ketone	BRL	0.050	mg/kg wet							
Methylene Chloride	BRL	0.010	mg/kg wet							
Methyl-tert-Butyl Ether	BRL	0.010	mg/kg wet							
Naphthalene	BRL	0.010	mg/kg wet							
n-Butylbenzene	BRL	0.0050	mg/kg wet							
n-Propylbenzene	BRL	0.0050	mg/kg wet							
o-Xylene	BRL	0.0050	mg/kg wet							
sec-Butylbenzene	BRL	0.0050	mg/kg wet							
Styrene	BRL	0.0050	mg/kg wet							
tert-Butylbenzene	BRL	0.0050	mg/kg wet							
Tetrachloroethylene	BRL	0.0050	mg/kg wet							
Toluene	BRL	0.0050	mg/kg wet							
trans-1,2-Dichloroethylene	BRL	0.0050	mg/kg wet							
trans-1,3-Dichloropropylene	BRL	0.0050	mg/kg wet							
Trichloroethylene	BRL	0.0050	mg/kg wet							
Trichlorofluoromethane	BRL	0.0050	mg/kg wet							
Vinyl acetate	BRL	0.025	mg/kg wet							
Vinyl chloride	BRL	0.0050	mg/kg wet							
Xylenes, total	BRL	0.015	mg/kg wet							
Surrogate: 4-Bromofluorobenzene	50.0		ug/L	50.00		100	70-130			
Surrogate: Dibromofluoromethane	50.8		ug/L	50.00		102	84-123			
Surrogate: Toluene-d8	46.5		ug/L	50.00		93	76-129			

This report should not be reproduced, except in its entirety, without the written consent of Prism Laboratories, Inc.



Geosyntec Consultants of NC, PC - Raleigh Project: NCDOT West End, NC
 Attn: Matthew Jenny
 2501 Blue Ridge Road, Ste 430
 Raleigh, NC 27607

Prism Work Order: 8010201
 Time Submitted: 1/12/2018 4:40:00PM

Volatile Organic Compounds by GC/MS - Quality Control

Analyte	Result	Reporting Limit	Units	Spike Level	Source Result	%REC	%REC Limits	RPD	RPD Limit	Notes
Batch P8A0311 - 5035										
LCS (P8A0311-BS1)										
Prepared & Analyzed: 01/22/18										
1,1,1,2-Tetrachloroethane	0.0452	0.0050	mg/kg wet	0.05000		90	72-115			
1,1,1-Trichloroethane	0.0443	0.0050	mg/kg wet	0.05000		89	67-131			
1,1,2,2-Tetrachloroethane	0.0433	0.0050	mg/kg wet	0.05000		87	56-126			
1,1,2-Trichloroethane	0.0441	0.0050	mg/kg wet	0.05000		88	70-133			
1,1-Dichloroethane	0.0452	0.0050	mg/kg wet	0.05000		90	74-127			
1,1-Dichloroethylene	0.0519	0.0050	mg/kg wet	0.05000		104	67-149			
1,1-Dichloropropylene	0.0482	0.0050	mg/kg wet	0.05000		96	71-130			
1,2,3-Trichlorobenzene	0.0423	0.0050	mg/kg wet	0.05000		85	68-130			
1,2,3-Trichloropropane	0.0412	0.0050	mg/kg wet	0.05000		82	60-137			
1,2,4-Trichlorobenzene	0.0436	0.0050	mg/kg wet	0.05000		87	66-125			
1,2,4-Trimethylbenzene	0.0418	0.0050	mg/kg wet	0.05000		84	69-129			
1,2-Dibromoethane	0.0449	0.0050	mg/kg wet	0.05000		90	70-132			
1,2-Dichlorobenzene	0.0414	0.0050	mg/kg wet	0.05000		83	72-123			
1,2-Dichloroethane	0.0456	0.0050	mg/kg wet	0.05000		91	68-128			
1,2-Dichloropropane	0.0464	0.0050	mg/kg wet	0.05000		93	73-130			
1,3,5-Trimethylbenzene	0.0409	0.0050	mg/kg wet	0.05000		82	69-128			
1,3-Dichlorobenzene	0.0412	0.0050	mg/kg wet	0.05000		82	71-120			
1,3-Dichloropropane	0.0448	0.0050	mg/kg wet	0.05000		90	75-124			
1,4-Dichlorobenzene	0.0424	0.0050	mg/kg wet	0.05000		85	71-123			
2,2-Dichloropropane	0.0477	0.0050	mg/kg wet	0.05000		95	50-142			
2-Chlorotoluene	0.0407	0.0050	mg/kg wet	0.05000		81	67-124			
4-Chlorotoluene	0.0413	0.0050	mg/kg wet	0.05000		83	71-126			
4-Isopropyltoluene	0.0414	0.0050	mg/kg wet	0.05000		83	68-129			
Acetone	0.116	0.050	mg/kg wet	0.1000		116	29-198			
Benzene	0.0461	0.0030	mg/kg wet	0.05000		92	74-127			
Bromobenzene	0.0391	0.0050	mg/kg wet	0.05000		78	73-125			
Bromochloromethane	0.0469	0.0050	mg/kg wet	0.05000		94	72-134			
Bromodichloromethane	0.0482	0.0050	mg/kg wet	0.05000		96	75-122			
Bromoform	0.0462	0.0050	mg/kg wet	0.05000		92	66-135			
Bromomethane	0.0594	0.010	mg/kg wet	0.05000		119	20-180			
Carbon Tetrachloride	0.0465	0.0050	mg/kg wet	0.05000		93	64-143			
Chlorobenzene	0.0444	0.0050	mg/kg wet	0.05000		89	74-118			
Chloroethane	0.0436	0.010	mg/kg wet	0.05000		87	33-149			
Chloroform	0.0511	0.0050	mg/kg wet	0.05000		102	73-127			
Chloromethane	0.0649	0.0050	mg/kg wet	0.05000		130	45-143			CCV
cis-1,2-Dichloroethylene	0.0470	0.0050	mg/kg wet	0.05000		94	76-134			
cis-1,3-Dichloropropylene	0.0493	0.0050	mg/kg wet	0.05000		99	71-125			
Dibromochloromethane	0.0461	0.0050	mg/kg wet	0.05000		92	73-122			
Dichlorodifluoromethane	0.0438	0.0050	mg/kg wet	0.05000		88	26-146			
Ethylbenzene	0.0438	0.0050	mg/kg wet	0.05000		88	74-128			
Isopropyl Ether	0.0466	0.0050	mg/kg wet	0.05000		93	59-159			
Isopropylbenzene (Cumene)	0.0414	0.0050	mg/kg wet	0.05000		83	68-126			
m,p-Xylenes	0.0908	0.010	mg/kg wet	0.1000		91	75-124			
Methyl Butyl Ketone (2-Hexanone)	0.0482	0.050	mg/kg wet	0.05000		96	61-157			J
Methyl Ethyl Ketone (2-Butanone)	0.0474	0.10	mg/kg wet	0.05000		95	63-149			J
Methyl Isobutyl Ketone	0.0512	0.050	mg/kg wet	0.05000		102	57-162			

This report should not be reproduced, except in its entirety, without the written consent of Prism Laboratories, Inc.



Geosyntec Consultants of NC, PC - Raleigh Project: NCDOT West End, NC
 Attn: Matthew Jenny
 2501 Blue Ridge Road, Ste 430
 Raleigh, NC 27607

Prism Work Order: 8010201
 Time Submitted: 1/12/2018 4:40:00PM

Volatile Organic Compounds by GC/MS - Quality Control

Analyte	Result	Reporting Limit	Units	Spike Level	Source Result	%REC	%REC Limits	RPD	RPD Limit	Notes
Batch P8A0311 - 5035										
LCS (P8A0311-BS1)										
Prepared & Analyzed: 01/22/18										
Methylene Chloride	0.0512	0.010	mg/kg wet	0.05000		102	74-129			
Methyl-tert-Butyl Ether	0.0422	0.010	mg/kg wet	0.05000		84	70-130			
Naphthalene	0.0422	0.010	mg/kg wet	0.05000		84	57-157			
n-Butylbenzene	0.0415	0.0050	mg/kg wet	0.05000		83	65-135			
n-Propylbenzene	0.0422	0.0050	mg/kg wet	0.05000		84	67-130			
o-Xylene	0.0438	0.0050	mg/kg wet	0.05000		88	74-126			
sec-Butylbenzene	0.0414	0.0050	mg/kg wet	0.05000		83	66-131			
Styrene	0.0451	0.0050	mg/kg wet	0.05000		90	77-121			
tert-Butylbenzene	0.0403	0.0050	mg/kg wet	0.05000		81	67-132			
Tetrachloroethylene	0.0467	0.0050	mg/kg wet	0.05000		93	68-130			
Toluene	0.0458	0.0050	mg/kg wet	0.05000		92	71-129			
trans-1,2-Dichloroethylene	0.0473	0.0050	mg/kg wet	0.05000		95	73-132			
trans-1,3-Dichloropropylene	0.0493	0.0050	mg/kg wet	0.05000		99	68-123			
Trichloroethylene	0.0461	0.0050	mg/kg wet	0.05000		92	75-133			
Trichlorofluoromethane	0.0491	0.0050	mg/kg wet	0.05000		98	44-146			
Vinyl acetate	0.0529	0.025	mg/kg wet	0.05000		106	85-161			
Vinyl chloride	0.0459	0.0050	mg/kg wet	0.05000		92	48-147			
Xylenes, total	0.135	0.015	mg/kg wet	0.1500		90	74-126			
Surrogate: 4-Bromofluorobenzene	49.3		ug/L	50.00		99	70-130			
Surrogate: Dibromofluoromethane	49.3		ug/L	50.00		99	84-123			
Surrogate: Toluene-d8	45.3		ug/L	50.00		91	76-129			
LCS Dup (P8A0311-BS1)										
Prepared & Analyzed: 01/22/18										
1,1,1,2-Tetrachloroethane	0.0468	0.0050	mg/kg wet	0.05000		94	72-115	3	20	
1,1,1-Trichloroethane	0.0434	0.0050	mg/kg wet	0.05000		87	67-131	2	20	
1,1,2,2-Tetrachloroethane	0.0436	0.0050	mg/kg wet	0.05000		87	56-126	0.9	20	
1,1,2-Trichloroethane	0.0462	0.0050	mg/kg wet	0.05000		92	70-133	5	20	
1,1-Dichloroethane	0.0447	0.0050	mg/kg wet	0.05000		89	74-127	1	20	
1,1-Dichloroethylene	0.0731	0.0050	mg/kg wet	0.05000		146	67-149	34	20	D
1,1-Dichloropropylene	0.0456	0.0050	mg/kg wet	0.05000		91	71-130	6	20	
1,2,3-Trichlorobenzene	0.0425	0.0050	mg/kg wet	0.05000		85	68-130	0.5	20	
1,2,3-Trichloropropane	0.0420	0.0050	mg/kg wet	0.05000		84	60-137	2	20	
1,2,4-Trichlorobenzene	0.0438	0.0050	mg/kg wet	0.05000		88	66-125	0.5	20	
1,2,4-Trimethylbenzene	0.0419	0.0050	mg/kg wet	0.05000		84	69-129	0.3	20	
1,2-Dibromoethane	0.0473	0.0050	mg/kg wet	0.05000		95	70-132	5	20	
1,2-Dichlorobenzene	0.0424	0.0050	mg/kg wet	0.05000		85	72-123	2	20	
1,2-Dichloroethane	0.0466	0.0050	mg/kg wet	0.05000		93	68-128	2	20	
1,2-Dichloropropane	0.0463	0.0050	mg/kg wet	0.05000		93	73-130	0.3	20	
1,3,5-Trimethylbenzene	0.0408	0.0050	mg/kg wet	0.05000		82	69-128	0.2	20	
1,3-Dichlorobenzene	0.0410	0.0050	mg/kg wet	0.05000		82	71-120	0.7	20	
1,3-Dichloropropane	0.0467	0.0050	mg/kg wet	0.05000		93	75-124	4	20	
1,4-Dichlorobenzene	0.0424	0.0050	mg/kg wet	0.05000		85	71-123	0.02	20	
2,2-Dichloropropane	0.0463	0.0050	mg/kg wet	0.05000		93	50-142	3	20	
2-Chlorotoluene	0.0407	0.0050	mg/kg wet	0.05000		81	67-124	0.1	20	
4-Chlorotoluene	0.0418	0.0050	mg/kg wet	0.05000		84	71-126	1	20	
4-Isopropyltoluene	0.0406	0.0050	mg/kg wet	0.05000		81	68-129	2	20	
Acetone	0.114	0.050	mg/kg wet	0.1000		114	29-198	2	20	

This report should not be reproduced, except in its entirety, without the written consent of Prism Laboratories, Inc.



Geosyntec Consultants of NC, PC - Raleigh Project: NCDOT West End, NC
 Attn: Matthew Jenny
 2501 Blue Ridge Road, Ste 430
 Raleigh, NC 27607

Prism Work Order: 8010201
 Time Submitted: 1/12/2018 4:40:00PM

Volatile Organic Compounds by GC/MS - Quality Control

Analyte	Result	Reporting Limit	Units	Spike Level	Source Result	%REC	%REC Limits	RPD	RPD Limit	Notes
Batch P8A0311 - 5035										
LCS Dup (P8A0311-BSD1)										
Prepared & Analyzed: 01/22/18										
Benzene	0.0457	0.0030	mg/kg wet	0.05000		91	74-127	0.9	20	
Bromobenzene	0.0398	0.0050	mg/kg wet	0.05000		80	73-125	2	20	
Bromochloromethane	0.0472	0.0050	mg/kg wet	0.05000		94	72-134	0.7	20	
Bromodichloromethane	0.0472	0.0050	mg/kg wet	0.05000		94	75-122	2	20	
Bromoform	0.0475	0.0050	mg/kg wet	0.05000		95	66-135	3	20	
Bromomethane	0.0584	0.010	mg/kg wet	0.05000		117	20-180	2	20	
Carbon Tetrachloride	0.0442	0.0050	mg/kg wet	0.05000		88	64-143	5	20	
Chlorobenzene	0.0453	0.0050	mg/kg wet	0.05000		91	74-118	2	20	
Chloroethane	0.0424	0.010	mg/kg wet	0.05000		85	33-149	3	20	
Chloroform	0.0508	0.0050	mg/kg wet	0.05000		102	73-127	0.5	20	
Chloromethane	0.0597	0.0050	mg/kg wet	0.05000		119	45-143	8	20	CCV
cis-1,2-Dichloroethylene	0.0465	0.0050	mg/kg wet	0.05000		93	76-134	1	20	
cis-1,3-Dichloropropylene	0.0496	0.0050	mg/kg wet	0.05000		99	71-125	0.6	20	
Dibromochloromethane	0.0478	0.0050	mg/kg wet	0.05000		96	73-122	4	20	
Dichlorodifluoromethane	0.0426	0.0050	mg/kg wet	0.05000		85	26-146	3	20	
Ethylbenzene	0.0441	0.0050	mg/kg wet	0.05000		88	74-128	0.8	20	
Isopropyl Ether	0.0463	0.0050	mg/kg wet	0.05000		93	59-159	0.5	20	
Isopropylbenzene (Cumene)	0.0402	0.0050	mg/kg wet	0.05000		80	68-126	3	20	
m,p-Xylenes	0.0910	0.010	mg/kg wet	0.1000		91	75-124	0.1	20	
Methyl Butyl Ketone (2-Hexanone)	0.0497	0.050	mg/kg wet	0.05000		99	61-157	3	20	J
Methyl Ethyl Ketone (2-Butanone)	0.0476	0.10	mg/kg wet	0.05000		95	63-149	0.4	20	J
Methyl Isobutyl Ketone	0.0518	0.050	mg/kg wet	0.05000		104	57-162	1	20	
Methylene Chloride	0.0503	0.010	mg/kg wet	0.05000		101	74-129	2	20	
Methyl-tert-Butyl Ether	0.0437	0.010	mg/kg wet	0.05000		87	70-130	3	20	
Naphthalene	0.0432	0.010	mg/kg wet	0.05000		86	57-157	3	20	
n-Butylbenzene	0.0412	0.0050	mg/kg wet	0.05000		82	65-135	0.7	20	
n-Propylbenzene	0.0414	0.0050	mg/kg wet	0.05000		83	67-130	2	20	
o-Xylene	0.0442	0.0050	mg/kg wet	0.05000		88	74-126	0.8	20	
sec-Butylbenzene	0.0403	0.0050	mg/kg wet	0.05000		81	66-131	3	20	
Styrene	0.0470	0.0050	mg/kg wet	0.05000		94	77-121	4	20	
tert-Butylbenzene	0.0397	0.0050	mg/kg wet	0.05000		79	67-132	2	20	
Tetrachloroethylene	0.0449	0.0050	mg/kg wet	0.05000		90	68-130	4	20	
Toluene	0.0456	0.0050	mg/kg wet	0.05000		91	71-129	0.6	20	
trans-1,2-Dichloroethylene	0.0469	0.0050	mg/kg wet	0.05000		94	73-132	0.9	20	
trans-1,3-Dichloropropylene	0.0500	0.0050	mg/kg wet	0.05000		100	68-123	1	20	
Trichloroethylene	0.0451	0.0050	mg/kg wet	0.05000		90	75-133	2	20	
Trichlorofluoromethane	0.0466	0.0050	mg/kg wet	0.05000		93	44-146	5	20	
Vinyl acetate	0.0524	0.025	mg/kg wet	0.05000		105	85-161	0.8	20	
Vinyl chloride	0.0436	0.0050	mg/kg wet	0.05000		87	48-147	5	20	
Xylenes, total	0.135	0.015	mg/kg wet	0.1500		90	74-126	0.3	20	
Surrogate: 4-Bromofluorobenzene	48.4		ug/L	50.00		97	70-130			
Surrogate: Dibromofluoromethane	48.2		ug/L	50.00		96	84-123			
Surrogate: Toluene-d8	45.8		ug/L	50.00		92	76-129			

This report should not be reproduced, except in its entirety, without the written consent of Prism Laboratories, Inc.



Geosyntec Consultants of NC, PC - Raleigh Project: NCDOT West End, NC
 Attn: Matthew Jenny
 2501 Blue Ridge Road, Ste 430
 Raleigh, NC 27607

Prism Work Order: 8010201
 Time Submitted: 1/12/2018 4:40:00PM

Volatile Organic Compounds by GC/MS - Quality Control

Analyte	Result	Reporting Limit	Units	Spike Level	Source Result	%REC	%REC Limits	RPD	RPD Limit	Notes
Batch P8A0311 - 5035										
Matrix Spike (P8A0311-MS1)		Source: 8010201-28			Prepared & Analyzed: 01/22/18					
1,1,1,2-Tetrachloroethane	0.0460	0.0054	mg/kg dry	0.05447	BRL	84	60-120			
1,1,1-Trichloroethane	0.0443	0.0054	mg/kg dry	0.05447	BRL	81	52-139			
1,1,2,2-Tetrachloroethane	0.0462	0.0054	mg/kg dry	0.05447	BRL	85	39-135			
1,1,2-Trichloroethane	0.0476	0.0054	mg/kg dry	0.05447	BRL	87	44-140			
1,1-Dichloroethane	0.0459	0.0054	mg/kg dry	0.05447	BRL	84	59-137			
1,1-Dichloroethylene	0.0533	0.0054	mg/kg dry	0.05447	BRL	98	54-162			
1,1-Dichloropropylene	0.0479	0.0054	mg/kg dry	0.05447	BRL	88	55-137			
1,2,3-Trichlorobenzene	0.0434	0.0054	mg/kg dry	0.05447	BRL	80	34-120			
1,2,3-Trichloropropane	0.0461	0.0054	mg/kg dry	0.05447	BRL	85	45-139			
1,2,4-Trichlorobenzene	0.0418	0.0054	mg/kg dry	0.05447	BRL	77	35-116			
1,2,4-Trimethylbenzene	0.0428	0.0054	mg/kg dry	0.05447	BRL	79	38-142			
1,2-Dibromoethane	0.0489	0.0054	mg/kg dry	0.05447	BRL	90	49-132			
1,2-Dichlorobenzene	0.0434	0.0054	mg/kg dry	0.05447	BRL	80	42-130			
1,2-Dichloroethane	0.0500	0.0054	mg/kg dry	0.05447	BRL	92	51-131			
1,2-Dichloropropane	0.0490	0.0054	mg/kg dry	0.05447	BRL	90	55-138			
1,3,5-Trimethylbenzene	0.0413	0.0054	mg/kg dry	0.05447	BRL	76	44-140			
1,3-Dichlorobenzene	0.0419	0.0054	mg/kg dry	0.05447	BRL	77	41-129			
1,3-Dichloropropane	0.0470	0.0054	mg/kg dry	0.05447	BRL	86	53-129			
1,4-Dichlorobenzene	0.0423	0.0054	mg/kg dry	0.05447	BRL	78	44-134			
2,2-Dichloropropane	0.0456	0.0054	mg/kg dry	0.05447	BRL	84	30-147			
2-Chlorotoluene	0.0412	0.0054	mg/kg dry	0.05447	BRL	76	46-132			
4-Chlorotoluene	0.0418	0.0054	mg/kg dry	0.05447	BRL	77	44-135			
4-Isopropyltoluene	0.0408	0.0054	mg/kg dry	0.05447	BRL	75	32-144			
Acetone	0.161	0.054	mg/kg dry	0.1089	0.0516	101	34-143			
Benzene	0.0480	0.0033	mg/kg dry	0.05447	BRL	88	60-135			
Bromobenzene	0.0410	0.0054	mg/kg dry	0.05447	BRL	75	45-135			
Bromochloromethane	0.0516	0.0054	mg/kg dry	0.05447	BRL	95	55-136			
Bromodichloromethane	0.0492	0.0054	mg/kg dry	0.05447	BRL	90	55-127			
Bromoform	0.0448	0.0054	mg/kg dry	0.05447	BRL	82	40-136			
Bromomethane	0.0486	0.011	mg/kg dry	0.05447	BRL	89	30-137			
Carbon Tetrachloride	0.0457	0.0054	mg/kg dry	0.05447	BRL	84	48-153			
Chlorobenzene	0.0449	0.0054	mg/kg dry	0.05447	BRL	82	57-125			
Chloroethane	0.0452	0.011	mg/kg dry	0.05447	BRL	83	16-177			
Chloroform	0.0533	0.0054	mg/kg dry	0.05447	BRL	98	56-137			
Chloromethane	0.0633	0.0054	mg/kg dry	0.05447	BRL	116	40-145			CCV
cis-1,2-Dichloroethylene	0.0493	0.0054	mg/kg dry	0.05447	BRL	90	58-140			
cis-1,3-Dichloropropylene	0.0517	0.0054	mg/kg dry	0.05447	BRL	95	42-135			
Dibromochloromethane	0.0461	0.0054	mg/kg dry	0.05447	BRL	85	49-127			
Dichlorodifluoromethane	0.0386	0.0054	mg/kg dry	0.05447	BRL	71	25-151			
Ethylbenzene	0.0434	0.0054	mg/kg dry	0.05447	BRL	80	44-144			
Isopropyl Ether	0.0492	0.0054	mg/kg dry	0.05447	BRL	90	51-155			
Isopropylbenzene (Cumene)	0.0415	0.0054	mg/kg dry	0.05447	BRL	76	41-140			
m,p-Xylenes	0.0902	0.011	mg/kg dry	0.1089	BRL	83	36-148			
Methyl Butyl Ketone (2-Hexanone)	0.0580	0.054	mg/kg dry	0.05447	BRL	106	30-147			
Methyl Ethyl Ketone (2-Butanone)	0.0621	0.11	mg/kg dry	0.05447	BRL	114	24-160			J
Methyl Isobutyl Ketone	0.0615	0.054	mg/kg dry	0.05447	BRL	113	25-163			

This report should not be reproduced, except in its entirety, without the written consent of Prism Laboratories, Inc.

Geosyntec Consultants of NC, PC - Raleigh Project: NCDOT West End, NC
 Attn: Matthew Jenny
 2501 Blue Ridge Road, Ste 430
 Raleigh, NC 27607

Prism Work Order: 8010201
 Time Submitted: 1/12/2018 4:40:00PM

Volatile Organic Compounds by GC/MS - Quality Control

Analyte	Result	Reporting Limit	Units	Spike Level	Source Result	%REC	%REC Limits	RPD	RPD Limit	Notes
Batch P8A0311 - 5035										
Matrix Spike (P8A0311-MS1)		Source: 8010201-28			Prepared & Analyzed: 01/22/18					
Methylene Chloride	0.0533	0.011	mg/kg dry	0.05447	BRL	98	53-144			
Methyl-tert-Butyl Ether	0.0526	0.011	mg/kg dry	0.05447	BRL	97	49-135			
Naphthalene	0.0464	0.011	mg/kg dry	0.05447	BRL	85	32-127			
n-Butylbenzene	0.0413	0.0054	mg/kg dry	0.05447	BRL	76	23-148			
n-Propylbenzene	0.0419	0.0054	mg/kg dry	0.05447	BRL	77	35-144			
o-Xylene	0.0446	0.0054	mg/kg dry	0.05447	BRL	82	43-143			
sec-Butylbenzene	0.0407	0.0054	mg/kg dry	0.05447	BRL	75	34-144			
Styrene	0.0465	0.0054	mg/kg dry	0.05447	BRL	85	42-132			
tert-Butylbenzene	0.0401	0.0054	mg/kg dry	0.05447	BRL	74	36-150			
Tetrachloroethylene	0.0480	0.0054	mg/kg dry	0.05447	BRL	88	47-142			
Toluene	0.0475	0.0054	mg/kg dry	0.05447	BRL	87	57-135			
trans-1,2-Dichloroethylene	0.0480	0.0054	mg/kg dry	0.05447	BRL	88	58-141			
trans-1,3-Dichloropropylene	0.0511	0.0054	mg/kg dry	0.05447	BRL	94	41-124			
Trichloroethylene	0.0476	0.0054	mg/kg dry	0.05447	BRL	87	38-164			
Trichlorofluoromethane	0.0544	0.0054	mg/kg dry	0.05447	BRL	100	30-157			
Vinyl acetate	0.0575	0.027	mg/kg dry	0.05447	BRL	106	61-154			
Vinyl chloride	0.0457	0.0054	mg/kg dry	0.05447	BRL	84	40-156			
Xylenes, total	0.135	0.016	mg/kg dry	0.1634	BRL	82	36-148			
Surrogate: 4-Bromofluorobenzene	48.5		ug/L	50.00		97	70-130			
Surrogate: Dibromofluoromethane	48.0		ug/L	50.00		96	84-123			
Surrogate: Toluene-d8	44.4		ug/L	50.00		89	76-129			
Matrix Spike Dup (P8A0311-MSD1)		Source: 8010201-28			Prepared & Analyzed: 01/22/18					
1,1,1,2-Tetrachloroethane	0.0487	0.0054	mg/kg dry	0.05414	BRL	90	60-120	6	15	
1,1,1-Trichloroethane	0.0455	0.0054	mg/kg dry	0.05414	BRL	84	52-139	3	21	
1,1,2,2-Tetrachloroethane	0.0495	0.0054	mg/kg dry	0.05414	BRL	92	39-135	7	22	
1,1,2-Trichloroethane	0.0503	0.0054	mg/kg dry	0.05414	BRL	93	44-140	5	21	
1,1-Dichloroethane	0.0479	0.0054	mg/kg dry	0.05414	BRL	89	59-137	4	21	
1,1-Dichloroethylene	0.0750	0.0054	mg/kg dry	0.05414	BRL	138	54-162	34	22	D
1,1-Dichloropropylene	0.0493	0.0054	mg/kg dry	0.05414	BRL	91	55-137	3	19	
1,2,3-Trichlorobenzene	0.0447	0.0054	mg/kg dry	0.05414	BRL	83	34-120	3	41	
1,2,3-Trichloropropane	0.0485	0.0054	mg/kg dry	0.05414	BRL	90	45-139	5	25	
1,2,4-Trichlorobenzene	0.0435	0.0054	mg/kg dry	0.05414	BRL	80	35-116	4	62	
1,2,4-Trimethylbenzene	0.0431	0.0054	mg/kg dry	0.05414	BRL	80	38-142	0.8	24	
1,2-Dibromoethane	0.0524	0.0054	mg/kg dry	0.05414	BRL	97	49-132	7	15	
1,2-Dichlorobenzene	0.0446	0.0054	mg/kg dry	0.05414	BRL	82	42-130	3	21	
1,2-Dichloroethane	0.0513	0.0054	mg/kg dry	0.05414	BRL	95	51-131	2	13	
1,2-Dichloropropane	0.0509	0.0054	mg/kg dry	0.05414	BRL	94	55-138	4	16	
1,3,5-Trimethylbenzene	0.0425	0.0054	mg/kg dry	0.05414	BRL	78	44-140	3	29	
1,3-Dichlorobenzene	0.0428	0.0054	mg/kg dry	0.05414	BRL	79	41-129	2	24	
1,3-Dichloropropane	0.0509	0.0054	mg/kg dry	0.05414	BRL	94	53-129	8	15	
1,4-Dichlorobenzene	0.0433	0.0054	mg/kg dry	0.05414	BRL	80	44-134	2	21	
2,2-Dichloropropane	0.0461	0.0054	mg/kg dry	0.05414	BRL	85	30-147	1	20	
2-Chlorotoluene	0.0427	0.0054	mg/kg dry	0.05414	BRL	79	46-132	4	29	
4-Chlorotoluene	0.0430	0.0054	mg/kg dry	0.05414	BRL	79	44-135	3	23	
4-Isopropyltoluene	0.0414	0.0054	mg/kg dry	0.05414	BRL	76	32-144	1	22	
Acetone	0.171	0.054	mg/kg dry	0.1083	0.0516	110	34-143	6	49	

This report should not be reproduced, except in its entirety, without the written consent of Prism Laboratories, Inc.



Geosyntec Consultants of NC, PC - Raleigh Project: NCDOT West End, NC
 Attn: Matthew Jenny
 2501 Blue Ridge Road, Ste 430
 Raleigh, NC 27607

Prism Work Order: 8010201
 Time Submitted: 1/12/2018 4:40:00PM

Volatile Organic Compounds by GC/MS - Quality Control

Analyte	Result	Reporting Limit	Units	Spike Level	Source Result	%REC	%REC Limits	RPD	RPD Limit	Notes
Batch P8A0311 - 5035										
Matrix Spike Dup (P8A0311-MSD1)										
		Source: 8010201-28			Prepared & Analyzed: 01/22/18					
Benzene	0.0492	0.0032	mg/kg dry	0.05414	BRL	91	60-135	3	20	
Bromobenzene	0.0416	0.0054	mg/kg dry	0.05414	BRL	77	45-135	1	25	
Bromochloromethane	0.0528	0.0054	mg/kg dry	0.05414	BRL	98	55-136	2	18	
Bromodichloromethane	0.0521	0.0054	mg/kg dry	0.05414	BRL	96	55-127	6	17	
Bromoform	0.0493	0.0054	mg/kg dry	0.05414	BRL	91	40-136	10	35	
Bromomethane	0.0533	0.011	mg/kg dry	0.05414	BRL	98	30-137	9	30	
Carbon Tetrachloride	0.0476	0.0054	mg/kg dry	0.05414	BRL	88	48-153	4	23	
Chlorobenzene	0.0478	0.0054	mg/kg dry	0.05414	BRL	88	57-125	6	14	
Chloroethane	0.0458	0.011	mg/kg dry	0.05414	BRL	85	16-177	1	47	
Chloroform	0.0549	0.0054	mg/kg dry	0.05414	BRL	101	56-137	3	18	
Chloromethane	0.0637	0.0054	mg/kg dry	0.05414	BRL	118	40-145	0.7	26	CCV
cis-1,2-Dichloroethylene	0.0498	0.0054	mg/kg dry	0.05414	BRL	92	58-140	1	28	
cis-1,3-Dichloropropylene	0.0535	0.0054	mg/kg dry	0.05414	BRL	99	42-135	3	32	
Dibromochloromethane	0.0500	0.0054	mg/kg dry	0.05414	BRL	92	49-127	8	24	
Dichlorodifluoromethane	0.0404	0.0054	mg/kg dry	0.05414	BRL	75	25-151	5	37	
Ethylbenzene	0.0452	0.0054	mg/kg dry	0.05414	BRL	83	44-144	4	19	
Isopropyl Ether	0.0517	0.0054	mg/kg dry	0.05414	BRL	96	51-155	5	13	
Isopropylbenzene (Cumene)	0.0422	0.0054	mg/kg dry	0.05414	BRL	78	41-140	2	27	
m,p-Xylenes	0.0944	0.011	mg/kg dry	0.1083	BRL	87	36-148	5	20	
Methyl Butyl Ketone (2-Hexanone)	0.0641	0.054	mg/kg dry	0.05414	BRL	118	30-147	10	42	
Methyl Ethyl Ketone (2-Butanone)	0.0659	0.11	mg/kg dry	0.05414	BRL	122	24-160	6	42	J
Methyl Isobutyl Ketone	0.0672	0.054	mg/kg dry	0.05414	BRL	124	25-163	9	44	
Methylene Chloride	0.0566	0.011	mg/kg dry	0.05414	BRL	104	53-144	6	14	
Methyl-tert-Butyl Ether	0.0550	0.011	mg/kg dry	0.05414	BRL	102	49-135	5	22	
Naphthalene	0.0489	0.011	mg/kg dry	0.05414	BRL	90	32-127	5	44	
n-Butylbenzene	0.0414	0.0054	mg/kg dry	0.05414	BRL	76	23-148	0.2	39	
n-Propylbenzene	0.0426	0.0054	mg/kg dry	0.05414	BRL	79	35-144	2	27	
o-Xylene	0.0463	0.0054	mg/kg dry	0.05414	BRL	86	43-143	4	17	
sec-Butylbenzene	0.0416	0.0054	mg/kg dry	0.05414	BRL	77	34-144	2	28	
Styrene	0.0488	0.0054	mg/kg dry	0.05414	BRL	90	42-132	5	28	
tert-Butylbenzene	0.0411	0.0054	mg/kg dry	0.05414	BRL	76	36-150	2	29	
Tetrachloroethylene	0.0472	0.0054	mg/kg dry	0.05414	BRL	87	47-142	2	26	
Toluene	0.0490	0.0054	mg/kg dry	0.05414	BRL	90	57-135	3	22	
trans-1,2-Dichloroethylene	0.0500	0.0054	mg/kg dry	0.05414	BRL	92	58-141	4	18	
trans-1,3-Dichloropropylene	0.0556	0.0054	mg/kg dry	0.05414	BRL	103	41-124	8	20	
Trichloroethylene	0.0482	0.0054	mg/kg dry	0.05414	BRL	89	38-164	1	18	
Trichlorofluoromethane	0.0559	0.0054	mg/kg dry	0.05414	BRL	103	30-157	3	27	
Vinyl acetate	0.0597	0.027	mg/kg dry	0.05414	BRL	110	61-154	4	35	
Vinyl chloride	0.0464	0.0054	mg/kg dry	0.05414	BRL	86	40-156	1	35	
Xylenes, total	0.141	0.016	mg/kg dry	0.1624	BRL	87	36-148	4	20	
Surrogate: 4-Bromofluorobenzene	48.9		ug/L	50.00		98	70-130			
Surrogate: Dibromofluoromethane	48.7		ug/L	50.00		97	84-123			
Surrogate: Toluene-d8	45.6		ug/L	50.00		91	76-129			

This report should not be reproduced, except in its entirety, without the written consent of Prism Laboratories, Inc.



Geosyntec Consultants of NC, PC - Raleigh Project: NCDOT West End, NC
 Attn: Matthew Jenny
 2501 Blue Ridge Road, Ste 430
 Raleigh, NC 27607

Prism Work Order: 8010201
 Time Submitted: 1/12/2018 4:40:00PM

Volatile Organic Compounds by GC/MS (Medium Level) - Quality Control

Analyte	Result	Reporting Limit	Units	Spike Level	Source Result	%REC	%REC Limits	RPD	RPD Limit	Notes
---------	--------	-----------------	-------	-------------	---------------	------	-------------	-----	-----------	-------

Batch P8A0301 - 5035

Blank (P8A0301-BLK1)

Prepared: 01/19/18 Analyzed: 01/20/18

1,2,4-Trimethylbenzene	BRL	0.0050	mg/kg wet							
1,3,5-Trimethylbenzene	BRL	0.0050	mg/kg wet							
Surrogate: 4-Bromofluorobenzene	52.7		ug/L	50.00		105	70-130			
Surrogate: Dibromofluoromethane	50.1		ug/L	50.00		100	70-130			
Surrogate: Toluene-d8	50.9		ug/L	50.00		102	70-130			

LCS (P8A0301-BS1)

Prepared & Analyzed: 01/19/18

1,2,4-Trimethylbenzene	0.0499	0.0050	mg/kg wet	0.05000		100	69-126			
1,3,5-Trimethylbenzene	0.0490	0.0050	mg/kg wet	0.05000		98	69-124			
Surrogate: 4-Bromofluorobenzene	49.6		ug/L	50.00		99	70-130			
Surrogate: Dibromofluoromethane	49.9		ug/L	50.00		100	70-130			
Surrogate: Toluene-d8	48.8		ug/L	50.00		98	70-130			

LCS Dup (P8A0301-BSD1)

Prepared & Analyzed: 01/19/18

1,2,4-Trimethylbenzene	0.0482	0.0050	mg/kg wet	0.05000		96	69-126	3	20	
1,3,5-Trimethylbenzene	0.0466	0.0050	mg/kg wet	0.05000		93	69-124	5	20	
Surrogate: 4-Bromofluorobenzene	48.1		ug/L	50.00		96	70-130			
Surrogate: Dibromofluoromethane	52.1		ug/L	50.00		104	70-130			
Surrogate: Toluene-d8	50.1		ug/L	50.00		100	70-130			

Batch P8A0327 - 5035

Blank (P8A0327-BLK1)

Prepared & Analyzed: 01/22/18

1,2,4-Trimethylbenzene	BRL	0.0050	mg/kg wet							
Surrogate: 4-Bromofluorobenzene	50.0		ug/L	50.00		100	70-130			
Surrogate: Dibromofluoromethane	50.8		ug/L	50.00		102	70-130			
Surrogate: Toluene-d8	46.5		ug/L	50.00		93	70-130			

Geosyntec Consultants of NC, PC - Raleigh Project: NCDOT West End, NC
 Attn: Matthew Jenny
 2501 Blue Ridge Road, Ste 430
 Raleigh, NC 27607

Prism Work Order: 8010201
 Time Submitted: 1/12/2018 4:40:00PM

Volatile Organic Compounds by GC/MS (Medium Level) - Quality Control

Analyte	Result	Reporting Limit	Units	Spike Level	Source Result	%REC	%REC Limits	RPD	RPD Limit	Notes
Batch P8A0327 - 5035										
LCS (P8A0327-BS1) Prepared & Analyzed: 01/22/18										
1,2,4-Trimethylbenzene	0.0418	0.0050	mg/kg wet	0.05000		84	69-126			
Surrogate: 4-Bromofluorobenzene	49.3		ug/L	50.00		99	70-130			
Surrogate: Dibromofluoromethane	49.3		ug/L	50.00		99	70-130			
Surrogate: Toluene-d8	45.3		ug/L	50.00		91	70-130			
LCS Dup (P8A0327-BSD1) Prepared & Analyzed: 01/22/18										
1,2,4-Trimethylbenzene	0.0419	0.0050	mg/kg wet	0.05000		84	69-126	0.3	20	
Surrogate: 4-Bromofluorobenzene	48.4		ug/L	50.00		97	70-130			
Surrogate: Dibromofluoromethane	48.2		ug/L	50.00		96	70-130			
Surrogate: Toluene-d8	45.8		ug/L	50.00		92	70-130			
Batch P8A0330 - 5035										
Blank (P8A0330-BLK1) Prepared & Analyzed: 01/23/18										
Naphthalene	BRL	0.010	mg/kg wet							
Surrogate: 4-Bromofluorobenzene	51.3		ug/L	50.00		103	70-130			
Surrogate: Dibromofluoromethane	50.0		ug/L	50.00		100	70-130			
Surrogate: Toluene-d8	46.1		ug/L	50.00		92	70-130			
LCS (P8A0330-BS1) Prepared & Analyzed: 01/23/18										
Naphthalene	0.0402	0.010	mg/kg wet	0.05000		80	58-129			
Surrogate: 4-Bromofluorobenzene	47.8		ug/L	50.00		96	70-130			
Surrogate: Dibromofluoromethane	49.3		ug/L	50.00		99	70-130			
Surrogate: Toluene-d8	45.3		ug/L	50.00		91	70-130			
LCS Dup (P8A0330-BSD1) Prepared & Analyzed: 01/23/18										
Naphthalene	0.0422	0.010	mg/kg wet	0.05000		84	58-129	5	20	
Surrogate: 4-Bromofluorobenzene	49.6		ug/L	50.00		99	70-130			
Surrogate: Dibromofluoromethane	49.6		ug/L	50.00		99	70-130			
Surrogate: Toluene-d8	44.7		ug/L	50.00		89	70-130			



Geosyntec Consultants of NC, PC - Raleigh Project: NCDOT West End, NC
Attn: Matthew Jenny
2501 Blue Ridge Road, Ste 430
Raleigh, NC 27607

Prism Work Order: 8010201
Time Submitted: 1/12/2018 4:40:00PM

General Chemistry Parameters - Quality Control

Analyte	Result	Reporting Limit	Units	Spike Level	Source Result	%REC	%REC Limits	RPD	RPD Limit	Notes
Batch P8A0263 - Solids, Dry Weight										
Duplicate (P8A0263-DUP1)		Source: 8010201-05			Prepared & Analyzed: 01/18/18					
% Solids	87.1	0.100	% by Weight		89.6			3	20	
Duplicate (P8A0263-DUP2)		Source: 8010201-09			Prepared & Analyzed: 01/18/18					
% Solids	84.1	0.100	% by Weight		83.6			0.6	20	
Duplicate (P8A0263-DUP3)		Source: 8010201-33			Prepared & Analyzed: 01/18/18					
% Solids	91.2	0.100	% by Weight		92.9			2	20	
Duplicate (P8A0263-DUP4)		Source: 8010201-39			Prepared & Analyzed: 01/18/18					
% Solids	83.2	0.100	% by Weight		80.3			4	20	

Sample Extraction Data

Prep Method: Solids, Dry Weight

Lab Number	Batch	Initial	Final	Date/Time
8010201-01	P8A0263	30 g	30 g	01/18/18 12:00
8010201-02	P8A0263	30 g	30 g	01/18/18 12:00
8010201-03	P8A0263	30 g	30 g	01/18/18 12:00
8010201-04	P8A0263	30 g	30 g	01/18/18 12:00
8010201-05	P8A0263	30 g	30 g	01/18/18 12:00
8010201-06	P8A0263	30 g	30 g	01/18/18 12:00
8010201-07	P8A0263	30 g	30 g	01/18/18 12:00
8010201-08	P8A0263	30 g	30 g	01/18/18 12:00
8010201-09	P8A0263	30 g	30 g	01/18/18 12:00
8010201-10	P8A0263	30 g	30 g	01/18/18 12:00
8010201-11	P8A0263	30 g	30 g	01/18/18 12:00
8010201-12	P8A0263	30 g	30 g	01/18/18 12:00
8010201-13	P8A0263	30 g	30 g	01/18/18 12:00
8010201-14	P8A0263	30 g	30 g	01/18/18 12:00
8010201-15	P8A0263	30 g	30 g	01/18/18 12:00
8010201-16	P8A0263	30 g	30 g	01/18/18 12:00
8010201-17	P8A0263	30 g	30 g	01/18/18 12:00
8010201-18	P8A0263	30 g	30 g	01/18/18 12:00
8010201-19	P8A0263	30 g	30 g	01/18/18 12:00
8010201-20	P8A0263	30 g	30 g	01/18/18 12:00
8010201-21	P8A0263	30 g	30 g	01/18/18 12:00
8010201-22	P8A0263	30 g	30 g	01/18/18 12:00
8010201-23	P8A0263	30 g	30 g	01/18/18 12:00
8010201-24	P8A0263	30 g	30 g	01/18/18 12:00
8010201-25	P8A0263	30 g	30 g	01/18/18 12:00
8010201-26	P8A0263	30 g	30 g	01/18/18 12:00
8010201-27	P8A0263	30 g	30 g	01/18/18 12:00
8010201-28	P8A0263	30 g	30 g	01/18/18 12:00
8010201-29	P8A0263	30 g	30 g	01/18/18 12:00
8010201-30	P8A0263	30 g	30 g	01/18/18 12:00
8010201-31	P8A0263	30 g	30 g	01/18/18 12:00
8010201-32	P8A0263	30 g	30 g	01/18/18 12:00
8010201-33	P8A0263	30 g	30 g	01/18/18 12:00
8010201-34	P8A0263	30 g	30 g	01/18/18 12:00
8010201-35	P8A0263	30 g	30 g	01/18/18 12:00
8010201-36	P8A0263	30 g	30 g	01/18/18 12:00
8010201-37	P8A0263	30 g	30 g	01/18/18 12:00
8010201-38	P8A0263	30 g	30 g	01/18/18 12:00
8010201-39	P8A0263	30 g	30 g	01/18/18 12:00
8010201-40	P8A0263	30 g	30 g	01/18/18 12:00
8010201-41	P8A0263	30 g	30 g	01/18/18 12:00
8010201-42	P8A0263	30 g	30 g	01/18/18 12:00
8010201-43	P8A0263	30 g	30 g	01/18/18 12:00

Prep Method: 5035

Lab Number	Batch	Initial	Final	Date/Time
8010201-01	P8A0210	5.68 g	5 mL	01/16/18 8:11
8010201-02	P8A0210	5.87 g	5 mL	01/16/18 8:11
8010201-03	P8A0210	5.52 g	5 mL	01/16/18 8:11
8010201-04	P8A0275	6.02 g	5 mL	01/19/18 8:51
8010201-05	P8A0210	5.59 g	5 mL	01/16/18 8:11
8010201-06	P8A0210	7.32 g	5 mL	01/16/18 8:11
8010201-07	P8A0210	6.5 g	5 mL	01/16/18 8:11
8010201-08	P8A0210	5.24 g	5 mL	01/16/18 8:11
8010201-09	P8A0311	5.78 g	5 mL	01/22/18 8:36
8010201-10	P8A0275	5.45 g	5 mL	01/19/18 8:51

This report should not be reproduced, except in its entirety, without the written consent of Prism Laboratories, Inc.

Sample Extraction Data

Prep Method: 5035

Lab Number	Batch	Initial	Final	Date/Time
8010201-11	P8A0275	5.87 g	5 mL	01/19/18 8:51
8010201-12	P8A0275	5.59 g	5 mL	01/19/18 8:51
8010201-13	P8A0311	5.88 g	5 mL	01/22/18 8:36
8010201-14	P8A0275	6.43 g	5 mL	01/19/18 8:51
8010201-15	P8A0275	7.7 g	5 mL	01/19/18 8:51
8010201-16	P8A0275	5.12 g	5 mL	01/19/18 8:51
8010201-17	P8A0275	5.34 g	5 mL	01/19/18 8:51
8010201-18	P8A0275	5.4 g	5 mL	01/19/18 8:51
8010201-19	P8A0275	5.51 g	5 mL	01/19/18 8:51
8010201-20	P8A0275	5.55 g	5 mL	01/19/18 8:51
8010201-21	P8A0275	5.59 g	5 mL	01/19/18 8:51
8010201-22	P8A0275	5.16 g	5 mL	01/19/18 8:51
8010201-23	P8A0275	5.69 g	5 mL	01/19/18 8:51
8010201-24	P8A0276	5.19 g	5 mL	01/19/18 13:52
8010201-25	P8A0276	5.25 g	5 mL	01/19/18 13:52
8010201-26	P8A0276	4.7 g	5 mL	01/19/18 13:52
8010201-27	P8A0276	5.51 g	5 mL	01/19/18 13:52
8010201-28	P8A0311	5.08 g	5 mL	01/22/18 8:36
8010201-29	P8A0311	5.39 g	5 mL	01/22/18 8:36
8010201-30	P8A0311	5.17 g	5 mL	01/22/18 8:36
8010201-31	P8A0276	5.41 g	5 mL	01/19/18 13:52
8010201-32	P8A0276	5.51 g	5 mL	01/19/18 13:52
8010201-33	P8A0276	6.6 g	5 mL	01/19/18 13:52
8010201-34	P8A0311	5.38 g	5 mL	01/22/18 8:36
8010201-35	P8A0276	6.2 g	5 mL	01/19/18 13:52
8010201-36	P8A0276	5.93 g	5 mL	01/19/18 13:52
8010201-37	P8A0276	5.99 g	5 mL	01/19/18 13:52
8010201-38	P8A0311	6.02 g	5 mL	01/22/18 8:36
8010201-39	P8A0311	5.66 g	5 mL	01/22/18 8:36
8010201-40	P8A0311	7.17 g	5 mL	01/22/18 8:36
8010201-41	P8A0311	4.71 g	5 mL	01/22/18 8:36
8010201-42	P8A0311	6.79 g	5 mL	01/22/18 8:36
8010201-43	P8A0311	5 g	5 mL	01/22/18 8:36

Prep Method: 5035

Lab Number	Batch	Initial	Final	Date/Time
8010201-06	P8A0301	5.97 g	5 mL	01/19/18 8:28
8010201-09	P8A0327	5.96 g	5 mL	01/22/18 8:48
8010201-33	P8A0330	5.13 g	5 mL	01/23/18 8:12

This report should not be reproduced, except in its entirety, without the written consent of Prism Laboratories, Inc.



449 Springbrook Road • Charlotte, NC 28217
 Phone 704/529-6364 • Fax: 704/525-0409
 LABORATORIES, INC.

Full-Service Analytical & Environmental Solutions

CHAIN OF CUSTODY RECORD

PAGE 1 OF 4 QUOTE # TO ENSURE PROPER BILLING: N1005 West End

Project Name: N1005 West End UST Project: (Yes) (NO)

Short Hold Analysis: (Yes) (NO) IOC Level I II III IV

*Please ATTACH any project specific reporting (QC Level I II III IV) provisions and/or QC Requirements

Invoice To: Geosyntec Consultants

LAB USE ONLY	
YES	NO
YES	NO
YES	NO
YES	NO
YES	NO
YES	NO
YES	NO
YES	NO
YES	NO
YES	NO

Observed: 33 °C / Corr: 2.6 °C

Address: _____

Client Company Name: Geosyntec Consultants
 Report To/Contact Name: Mark Henry
 Reporting Address: 2501 Blue Ridge Rd STE 430
Raleigh, NC 27607
 Phone: 9194944915 Fax (Yes) (NO)
 Email Address: MHenry@geosyntec.com
 EDD Type: PDF Excel Other
 Site Location Name: NCOAT West End
 Site Location Physical Address: 5004 NC211
West End, NC

Temp. Therm ID: INT-7

TO BE FILLED IN BY CLIENT/SAMPLING PERSONNEL

Certification: NELAC DOD FL NC X

Water Chlorinated: YES NO NA X

Sample Iced Upon Collection: YES X NO

CLIENT SAMPLE DESCRIPTION	DATE COLLECTED	TIME COLLECTED MILITARY HOURS	MATRIX (SOIL, WATER OR SLUDGE)	SAMPLE CONTAINER			PRESERVA-TIVES	ANALYSIS REQUESTED	REMARKS	PRISM LAB ID NO.
				*TYPE SEE BELOW	NO.	SIZE				
SB-NE-2-7-5-8	1-8-18	1055	SOIL	G	4	WA/4oz	NH ₄ SO ₄ CH ₃ OH			01
SB-NE-4-5-5-6	1-8-18	1120	SOIL	G	4	VDA/4oz	SAH	8260 WGS		02
SB-NE-1-6-5-7	1-8-18	1145	SOIL	G	4	VDA/4oz	SAH			03
SB-NE-3-6-6-5	1-8-18	1225	SOIL	G	4	VDA/4oz	SAH			04
SB-NE-6-1-0-5-1	1-8-18	1420	SOIL	G	4	VDA/4oz	SAH			05
SB-NE-6-13-13-5	1-8-18	1430	SOIL	G	4	VDA/4oz	SAH			06
SB-NE-7-7-7-5	1-8-18	1515	SOIL	G	4	VDA/4oz	SAH			07
SB-NE-5-6-6-5	1-8-18	1540	SOIL	G	4	VDA/4oz	SAH			08
SB-NE-5-8-8-5	1-8-18	1545	SOIL	G	4	VDA/4oz	SAH			09
SB-NE-8-4-5-5	1-8-18	1620	SOIL	G	4	VDA/4oz	SAH			10

Sampler's Signature: Mark Henry Sampled By (Print Name): Mark Henry Affiliation: Geosyntec

Upon relinquishing, this Chain of Custody is your authorization for Prism to proceed with the analyses as requested above. Any changes must be submitted in writing to the Prism Project Manager. There will be charges for any changes after analyses have been initialized.

Relinquished By (Signature): Mark Henry Received By (Signature): _____ Date: 1/11/18 Military/Hours: 11:19
 Relinquished By (Signature): _____ Received By (Signature): _____ Date: 1/25/18 Military/Hours: 14:10
 Relinquished By (Signature): _____ Received For Prism Laboratories By: _____ Date: _____ Military/Hours: _____

Method of Shipment: _____ NOTE: ALL SAMPLE COOLERS SHOULD BE TAPED SHUT WITH CUSTODY SEALS FOR TRANSPORTATION TO THE LABORATORY. SAMPLES ARE NOT ACCEPTED AND VERIFIED AGAINST COC UNTIL RECEIVED AT THE LABORATORY.
 COC Group No. 8010201

Shipping Options:
 Fed Ex UPS Hand-delivered Prism Field Service
 Groundwater: NC SC Other
 Drinking Water: NC SC
 Solid Waste: NC SC
 RCRA: NC SC
 CERCLA: NC SC
 Landfill: NC SC
 Other: NC SC

*CONTAINER TYPE CODES: A = Amber C = Clear G = Glass P = Plastic TL = Teflon-Lined Cap VOA = Volatile Organics Analysis (Zero Head Space)

SEE REVERSE FOR TERMS & CONDITIONS

PRISM USE ONLY

Site Arrival Time:
 Site Departure Time:
 Field Tech Fee:
 Mileage:

PRESS DOWN FIRMLY - 3 COPIES

ORIGINAL

CHAIN OF CUSTODY RECORD

PAGE 2 OF 45 QUOTE # TO ENSURE PROPER BILLING: _____

Project Name: NCOT West End UST Project: Yes (Y) No (N)

Short Hold Analysis: Yes (Y) No (N) *Please ATTACH any project specific reporting (QC LEVEL I III IIII IV)

provisions and/or QC Requirements

Invoice To: Geosyntec

Address: _____

Purchase Order No./Billing Reference: GNKSL3

Requested Due Date 1 Day 2 Days 3 Days 4 Days 5 Days

"Working Days" 6-9 Days Standard 10 days Rush Work Must Be Pre-Approved

Samples received after 14:00 will be processed next business day. Turnaround time is based on business days, excluding weekends and holidays. (SEE REVERSE FOR TERMS & CONDITIONS REGARDING SERVICES RENDERED BY PRISM LABORATORIES, INC. TO CLIENT)

LAB USE ONLY

Samples INTACT upon arrival?	YES	NO	N/A
Received ON WET ICE?	<input checked="" type="checkbox"/>	<input type="checkbox"/>	<input type="checkbox"/>
PROPER PRESERVATIVES indicated?	<input checked="" type="checkbox"/>	<input type="checkbox"/>	<input type="checkbox"/>
Received WITHIN HOLDING TIMES?	<input checked="" type="checkbox"/>	<input type="checkbox"/>	<input type="checkbox"/>
CUSTODY SEALS INTACT?	<input checked="" type="checkbox"/>	<input type="checkbox"/>	<input type="checkbox"/>
VOLATILES rec'd W/OUT HEADSPACE?	<input checked="" type="checkbox"/>	<input type="checkbox"/>	<input type="checkbox"/>
PROPER CONTAINERS used?	<input checked="" type="checkbox"/>	<input type="checkbox"/>	<input type="checkbox"/>
TEMP: Therm ID: <u>1877</u> Observed: <u>33</u> °C / Corr: <u>2.6</u> °C			

TO BE FILLED IN BY CLIENT/SAMPLING PERSONNEL

Certification: NELAC DOD FL NC

Water Chlorinated: YES NO NA

Sample Iced Upon Collection: YES NO

CLIENT SAMPLE DESCRIPTION	DATE COLLECTED	TIME COLLECTED MILITARY HOURS	MATRIX (SOIL, WATER OR SLUDGE)	SAMPLE CONTAINER			PRESERVATIVES	ANALYSIS REQUESTED	REMARKS	PRISM LAB ID NO.
				*TYPE SEE BELOW	NO.	SIZE				
SB-CE-2-7-7.5	1-8-18	1710	SOIL	G	4	VDA/4oz	None			11
SB-CE-3-2-2.5	1-8-18	1730	SOIL	G	4	VDA/4oz	SAA			12
SB-CE-5-5-5.5	1-9-18	0755	SOIL	G	4	VDA/4oz	SAA			13
SB-CE-4-9-9.5	1-9-18	0830	SOIL	G	4	VDA/4oz	SAA			14
SB-CE-12-35-4	1-9-18	0915	SOIL	G	4	VDA/4oz	SAA			15
SB-CE-1-65-7	1-9-18	0945	SOIL	G	4	VDA/4oz	SAA			16
SB-CE-6-6-6.5	1-9-18	1050	SOIL	G	4	VDA/4oz	SAA			17
SB-CE-7-9-9.5-10	1-9-18	1145	SOIL	G	4	VDA/4oz	SAA			18
SB-CE-8-9.5-10	1-9-18	1215	SOIL	G	4	VDA/4oz	SAA			19
SB-CE-9-5-5.5	1-9-18	1350	SOIL	G	4	VDA/4oz	SAA			20

Sampler's Signature: Mark Toney Sampled By (Print Name): Mark Toney Affiliation: Geosyntec

Upon relinquishing, this Chain of Custody is your authorization for Prism to proceed with the analyses as requested above. Any changes must be submitted in writing to the Prism Project Manager. There will be charges for any changes after analyses have been initialized.

Relinquished By (Signature): [Signature] Received By (Signature): [Signature] Date: 1/11/18 11:19

Relinquished By (Signature): [Signature] Received For Prism Laboratories By: [Signature] Date: 1/22/18 1410

Method of Shipment: Hand-Delivered NOTE: ALL SAMPLE COOLERS SHOULD BE TAPED SHUT WITH CUSTODY SEALS FOR TRANSPORTATION TO THE LABORATORY. SAMPLES ARE NOT ACCEPTED AND VERIFIED AGAINST COC UNTIL RECEIVED AT THE LABORATORY.

Additional Comments: _____

PRISM USE ONLY
 Site Arrival Time: _____
 Site Departure Time: _____
 Field Tech Fee: _____
 Mileage: _____

SEE REVERSE FOR TERMS & CONDITIONS

*CONTAINER TYPE CODES: A = Amber C = Clear G = Glass P = Plastic; TL = Teflon-Lined Cap VDA = Volatile Organics Analysis (Zero Head Space)

449 Springbrook Road • Charlotte, NC 28217
 Phone 704/529-6364 • Fax: 704/525-0400

Client Company Name: Geosynthetic Construction

Report To/Contact Name: Math Terry

Reporting Address: 2501 Blue Ridge Rd, Ste 430

Phone: 704 431 4451 Fax (Yes) (No):

Email Address: Myname@prism-lab.com

EDD Type: PDF Excel Other

Site Location Name: AKROT WEST END

Site Location Physical Address: 5369 West End

CHAIN OF CUSTODY RECORD

PAGE 3 OF 5 QUOTE # TO ENSURE PROPER BILLING:

Project Name: AKROT WEST END UST Project: (Yes) (NO)

Short Hold Analysis: (Yes) (NO) *Please ATTACH any project specific reporting (QC LEVEL I III IV) provisions and/or QC Requirements

Invoice To: Geosynthetic

Address:

Purchase Order No./Billing Reference: 6-10-2018

Requested Due Date 1 Day 2 Days 3 Days 4 Days 5 Days

"Working Days" 6-9 Days Standard 10 days Rush Work Must Be Pre-Approved

Samples received after 14:00 will be processed next business day. Turnaround time is based on business days, excluding weekends and holidays. (SEE REVERSE FOR TERMS & CONDITIONS REGARDING SERVICES RENDERED BY PRISM LABORATORIES, INC. TO CLIENT)

LAB USE ONLY

Samples INTACT upon arrival? YES NO N/A

Received ON WET ICE? YES NO N/A

PROPER PRESERVATIVES indicated? YES NO N/A

Received WITHIN HOLDING TIMES? YES NO N/A

CUSTODY SEALS INTACT? YES NO N/A

VOLATILES rec'd W/OUT HEADSPACE? YES NO N/A

PROPER CONTAINERS used? YES NO N/A

TEMP: Therm ID: 1007 Observed: 5.3 °C / Corr: 2.6 °C

TO BE FILLED IN BY CLIENT/SAMPLING PERSONNEL

Certification: NEIAC DOD FL NC

SC OTHER N/A

Water Chlorinated: YES NO X N/A

Sample Iced Upon Collection: YES NO

CLIENT SAMPLE DESCRIPTION	DATE COLLECTED	TIME COLLECTED MILITARY HOURS	MATRIX (SOIL, WATER OR SLUDGE)	SAMPLE CONTAINER			PRESERVA-TIVES	ANALYSIS REQUESTED	REMARKS	PRISM LAB ID NO.
				*TYPE SEE BELOW	NO.	SIZE				
SB-CE-DUPL	1-9-18	1400	SOIL	G	4	V04/4oz	NAKROY			21
SB-CE-10-7-75	1-9-18	1415	SOIL	G	4	V04/4oz	SAA			22
SB-CE-13-5-5-5	1-9-18	1450	SOIL	G	4	V04/4oz	SAA			23
SB-CE-11-5-5-5	1-9-18	1510	SOIL	G	4	V04/4oz	SAA			24
SB-S-1-1-1-5	1-9-18	1540	SOIL	G	4	V04/4oz	SAA			25
SB-S-1-5-5-5	1-9-18	1540	SOIL	G	4	V04/4oz	SAA			26
SB-S-0UP1	1-9-18	1500	SOIL	G	4	V04/4oz	SAA			27
SB-S-2-5-5-6	1-9-18	1600	SOIL	G	4	V04/4oz	SAA			28
SB-S-3-1-5-2	1-9-18	1620	SOIL	G	4	V04/4oz	SAA			29
SB-S-4-5-5-6	1-9-18	1710	SOIL	G	4	V04/4oz	SAA			30

Sampler's Signature: Math Terry Sampled By (Print Name): Math Terry Affiliation: Geosynthetic

Upon relinquishing, this Chain of Custody is your authorization for Prism to proceed with the analyses as requested above. Any changes must be submitted in writing to the Prism Project Manager. There will be charges for any changes after analyses have been initialized.

Relinquished By (Signature): Math Terry Received By (Signature): Math Terry Date: 1/11/18 Military/Hours: 11:19

Relinquished By (Signature): Math Terry Received By (Signature): Math Terry Date: 1/27/18 Military/Hours: 1410

Relinquished By (Signature): Math Terry Received For Prism Laboratories By: Math Terry Date: 1-27-18 Military/Hours: 1640

Method of Shipment: Hand-Delivered NOTE: ALL SAMPLE COOLERS SHOULD BE TAPPED SHUT WITH CUSTODY SEALS FOR TRANSPORTATION TO THE LABORATORY. SAMPLES ARE NOT ACCEPTED AND VERIFIED AGAINST COC UNTIL RECEIVED AT THE LABORATORY.

Fed Ex UPS Hand-Delivered Prism Field Service Other

NPDES: NC SC GROUNDWATER: NC SC DRINKING WATER: NC SC SOLID WASTE: NC SC RCRA: NC SC CERCLA NC SC LANDFILL NC SC OTHER: NC SC

*CONTAINER TYPE CODES: A = Amber C = Clear G = Glass P = Plastic; TL = Teflon-Lined Cap VOA = Volatile Organics Analysis (Zero Head Space)

SEE REVERSE FOR TERMS & CONDITIONS ORIGINAL

CHAIN OF CUSTODY RECORD

PAGE 4 OF 5 QUOTE # TO ENSURE PROPER BILLING: _____

Project Name: NECOT Wood Ed UST Project: (Yes) (NO) _____

Short Hold Analysis: (Yes) (NO) _____

*Please ATTACH any project specific reporting (QC LEVEL I III IV) provisions and/or QC Requirements

Invoice To: Greenville

Address: _____

LAB USE ONLY	
Samples INTACT upon arrival?	YES NO N/A
Received ON WET ICE?	YES NO N/A
PROPER PRESERVATIVES indicated?	YES NO N/A
Received WITHIN HOLDING TIMES?	YES NO N/A
CUSTODY SEALS INTACT?	YES NO N/A
VOLATILES rec'd w/out HEADSPACE?	YES NO N/A
PROPER CONTAINERS used?	YES NO N/A
TEMP: Therm ID: <u>1177</u> Observed: <u>25</u> °C / Corr: <u>-2.6</u> °C	

TO BE FILLED IN BY CLIENT/SAMPLING PERSONNEL

Certification: NELAC DOD FL NC X

Water Chlorinated: YES NO N/A X

Sample Iced Upon Collection: YES NO

Client Company Name: Greenville Consultants

Report To/Contact Name: Paul Jean

Reporting Address: 5561 Blue Ridge Rd, Greenville, SC

Phone: 818 434 9451 Fax (Yes) (No): NO

Email Address: prism@prism-lab.com

EDD Type: PDF Excel Other

Site Location Name: NECOT Wood Ed

Site Location Physical Address: 1 5364 NC 211

Purchase Order No./Billing Reference: 611532

Requested Due Date: 1 Day 2 Days 3 Days 4 Days 5 Days

"Working Days" 6-9 Days Standard 10 days Rush Work Must Be Pre-Approved

Samples received after 14:00 will be processed next business day.

Turnaround time is based on business days, excluding weekends and holidays.

(SEE REVERSE FOR TERMS & CONDITIONS REGARDING SERVICES RENDERED BY PRISM LABORATORIES, INC. TO CLIENT)

CLIENT SAMPLE DESCRIPTION	DATE COLLECTED	TIME COLLECTED MILITARY HOURS	MATRIX (SOIL, WATER OR SLUDGE)	SAMPLE CONTAINER			PRESERVA-TIVES	ANALYSIS REQUESTED	REMARKS	PRISM LAB ID NO.
				*TYPE SEE BELOW	NO.	SIZE				
SB-U2-1-8.5-9	1-10-18	0800	SOIL	G	4	VO4/4oz	MAHSD4	X		31
SB-U1-1-1-15	1-10-18	0830	SOIL	G	4	VO4/4oz	SA4	X		32
SB-UH-1-6-65	1-10-18	0850	SOIL	G	4	VO4/4oz	SA4	X		33
SB-U5-1-7.5-8	1-10-18	0915	SOIL	G	4	VO4/4oz	SA4	X		34
SB-U3-1-7.5-8	1-10-18	0930	SOIL	G	4	VO4/4oz	SA4	X		35
SB-U-0VP1	1-10-18	1800	SOIL	G	4	VO4/4oz	SA4	X		36
SB-NE-9-7.5-8	1-10-18	1020	SOIL	G	4	VO4/4oz	SA4	X		37
SB-B1-3-3.5	1-10-18	1200	SOIL	G	4	VO4/4oz	SA4	X		38
SB-B2-1.5-2	1-10-18	1350	SOIL	G	4	VO4/4oz	SA4	X		39
SB-R-DVP1	1-10-18	1800	SOIL	G	4	VO4/4oz	SA4	X		40

Sampler's Signature: Mark Henry Sampled By (Print Name): Paul Jean Affiliation: Greenville

Upon relinquishing, this Chain of Custody is your authorization for Prism to proceed with the analyses as requested above. Any changes must be submitted in writing to the Prism Project Manager. There will be charges for any changes after analyses have been initialized.

Relinquished By (Signature): _____ Received By (Signature): _____ Date: 1/11/18 11:19

Relinquished By (Signature): _____ Received By (Signature): _____ Date: 1-12-18 1410

Relinquished By (Signature): _____ Received For Prism Laboratories By: _____ Date: 1-12-18 1610

Method of Shipment: Hand-Delivered NOTE: ALL SAMPLE COOLERS SHOULD BE TAPED SHUT WITH CUSTODY SEALS FOR TRANSPORTATION TO THE LABORATORY. SAMPLES ARE NOT ACCEPTED AND VERIFIED AGAINST COC UNTIL RECEIVED AT THE LABORATORY.

Groundwater: NC SC Other _____

Drinking Water: NC SC Other _____

Solid Waste: NC SC Other _____

RCRA: NC SC Other _____

CERCLA: NC SC Other _____

Landfill: NC SC Other _____

Other: NC SC Other _____

COC Group No.: 8010201

Million/Hours: _____

Additional Comments: _____

PRISM USE ONLY

Site Arrival Time: _____

Site Departure Time: _____

Field Tech Fee: _____

Mileage: _____

SEE REVERSE FOR TERMS & CONDITIONS

ORIGINAL

449 Springbrook Road • Charlotte, NC 28217
 Phone 704/525-6364 • Fax: 704/525-4009

Client Company Name: Geosyntec Consultants

Report To/Contact Name: Mark Evans

Reporting Address: 2501 Blue Ridge Rd STE 430 Raleigh, NC

Phone: 919/434 4451 Fax (Yes) (No):

Email Address: w.evans@geosyntec.com

EDD Type: PDF Excel Other

Site Location Name: NC DOT West End

Site Location Physical Address: 3304 WCC1

CHAIN OF CUSTODY RECORD

PAGE 5 OF 15 QUOTE # TO ENSURE PROPER BILLING:

Project Name: NC DOT West End

Short Hold Analysis: (Yes) (No) UST Project: (Yes) (No)

*Please ATTACH any project specific reporting (QC LEVEL I II III IV) provisions and/or QC Requirements

Invoice To: Geosyntec

Address:

Purchase Order No./Billing Reference: 60653

Requested Due Date 1 Day 2 Days 3 Days 4 Days 5 Days

"Working Days" 6-9 Days Standard 10 days Rush Work Must Be Pre-Approved

Samples received after 14:00 will be processed next business day. Turnaround time is based on business days, excluding weekends and holidays. (SEE REVERSE FOR TERMS & CONDITIONS REGARDING SERVICES RENDERED BY PRISM LABORATORIES, INC. TO CLIENT)

LAB USE ONLY

Samples INTACT upon arrival?	YES	NO	N/A
Received ON WET ICE?			
PROPER PRESERVATIVES indicated?			
Received WITHIN HOLDING TIMES?			
CUSTODY SEALS INTACT?			
VOLATILES rec'd W/OUT HEADSPACE?			
PROPER CONTAINERS used?			
TEMP - Therm ID: <u>171</u> Observed: <u>3.5</u> °C / Corr: <u>2.8</u> °C			

TO BE FILLED IN BY CLIENTS/SAMPLING PERSONNEL

Certification: NELAC Dod FL NC

Water Chlorinated: YES NO NA

Sample Iced Upon Collection: YES NO

CLIENT SAMPLE DESCRIPTION	DATE COLLECTED	TIME COLLECTED MILITARY HOURS	MATRIX (SOIL, WATER OR SLUDGE)	SAMPLE CONTAINER			PRESERVATIVES	ANALYSIS REQUESTED	REMARKS	PRISM LAB ID NO.
				*TYPE SEE BELOW	NO.	SIZE				
SR-B3-3.5-4	1-10-18	1515	SOIL	G	4	VOA/402	NHBA9	X		41
SR-NW-1-2.5 ² -1-10-18	1-10-18	1445	SOIL	G	4	VOA/402	SAA	X		42
SR-B4-3.5-4	1-10-18	1615	SOIL	G	4	VOA/402	SAA	X		43

Sampler's Signature: Mark Evans Sampled By (Print Name): Mark Evans Affiliation: Geosyntec

Upon relinquishing, this Chain of Custody is your authorization for Prism to proceed with the analyses as requested above. Any changes must be submitted in writing to the Prism Project Manager. There will be charges for any changes after analyses have been initialized.

Relinquished By (Signature): Mark Evans Received By (Signature):

Relinquished By (Signature): Received By (Signature):

Relinquished By (Signature): Received For Prism Laboratories By:

Method of Shipment: NOTE: ALL SAMPLE COOLERS SHOULD BE TAPED SHUT WITH CUSTODY SEALS FOR TRANSPORTATION TO THE LABORATORY. SAMPLES ARE NOT ACCEPTED AND VERIFIED AGAINST COC UNTIL RECEIVED AT THE LABORATORY.

Fed Ex UPS Hand-delivered Prism Field Service Other

NPDES: NC SC UST: NC SC GROUNDWATER: NC SC DRINKING WATER: NC SC SOLID WASTE: NC SC RCRA: NC SC CERCLA NC SC LANDFILL NC SC OTHER: NC SC

*CONTAINER TYPE CODES: A = Amber C = Clear G = Glass P = Plastic; TL = Teflon-Lined Cap VOA = Volatile Organics Analysis (Zero Head Space)

Additional Comments:

PRESS DOWN FIRMLY - 3 COPIES

PRISM USE ONLY

Site Arrival Time:	
Site Departure Time:	
Field Tech Fee:	
Mileage:	

SEE REVERSE FOR TERMS & CONDITIONS

APPENDIX F
Red Lab UVF Report



Hydrocarbon Analysis Results

Client: GEOSYNTEC CONSULTANTS
Address: 2501 BLUE RIDGE ROAD
 RALEIGH NC

Samples taken Tuesday, January 9, 2018
Samples extracted Tuesday, January 9, 2018
Samples analysed Thursday, January 11, 2018

Contact: MATT JENNY

Operator NICK HENDRIX

Project: NCDOT WEST END, GN6523

H09382

Matrix	Sample ID	Dilution used	BTEX (C6 - C9)	GRO (C5 - C10)	DRO (C10 - C35)	TPH (C5 - C35)	Total Aromatics (C10-C35)	16 EPA PAHs	BaP	% Ratios			HC Fingerprint Match
										C5 - C10	C10 - C18	C18	
s	SB - S-3 - 1.5-2	20.6	<0.52	<0.52	6	6	3.3	<0.17	<0.021	12	65.5	22.4	V.Deg.PHC 90.1%,(FCM),(BO)
s	SB - S-4 - 5.5-6	21.5	<0.54	<0.54	20.1	20.1	8.8	0.44	<0.021	7.2	74.2	18.6	V.Deg.PHC 98.3%,(FCM)
s	SB - U2-1 - 8.5-9	23.2	<0.58	<0.58	<0.58	<0.58	<0.12	<0.19	<0.023	0	0	100	PHC not detected,(P)
s	SB - U1-1 - 1-1.5	20.8	<0.52	1.1	4.9	6	2.6	<0.17	<0.021	32.5	52	15.5	Deg.PHC 76.5%,(FCM)
s	SB - U4-1 - 6-6.5	4703.0	<117.6	<117.6	7265	7265	6239	1103	32	0	88.5	11.5	Coal Tar 84.9%,(FCM)
s	SB - U5-1 - 7.5-8	13.3	<0.33	0.68	<0.33	0.68	0.28	<0.11	<0.013	85.9	8.5	5.6	V.Deg.PHC 75.1%,(FCM),(P)
s	SB - U3-1 - 7.5-8	13.5	<0.34	<0.34	<0.34	0.18	0.18	<0.11	<0.013	0	63.3	36.7	Residual HC,(P)
s	SB - U - DUP1	13.2	<0.33	<0.33	<0.33	<0.33	<0.07	<0.11	<0.013	0	21.9	78.1	Residual HC

Initial Calibrator QC check OK

Final FCM QC Check OK

97.3 %

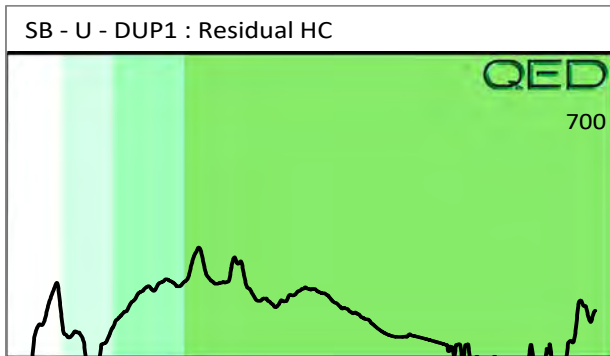
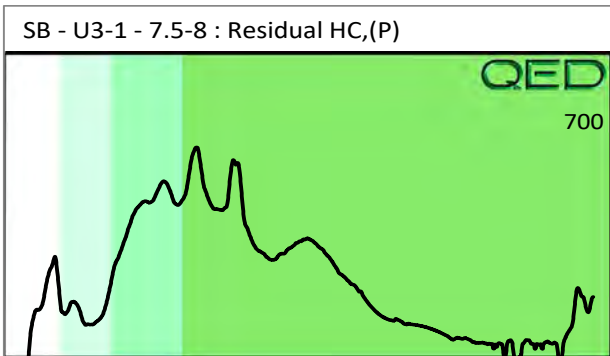
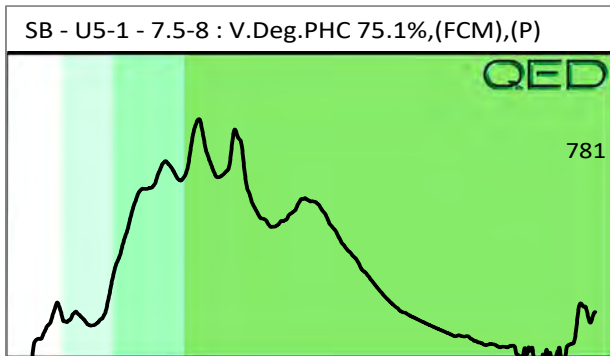
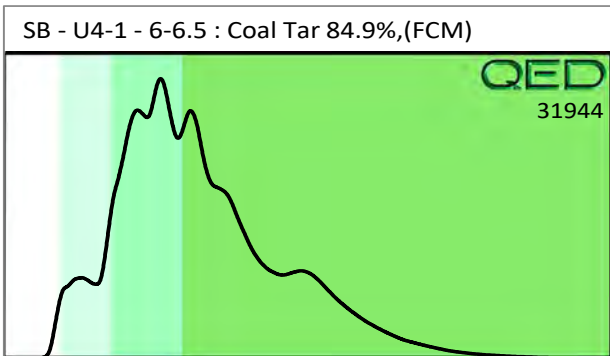
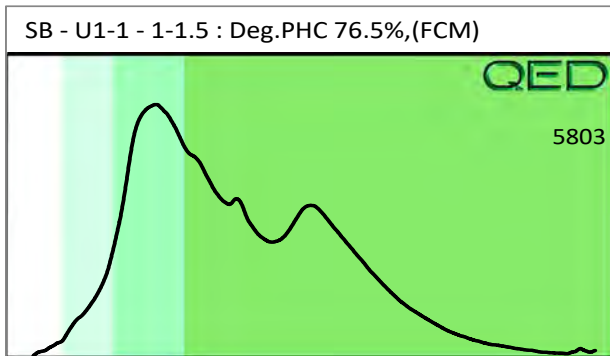
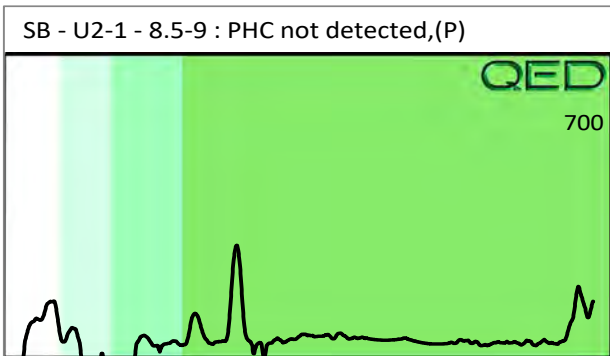
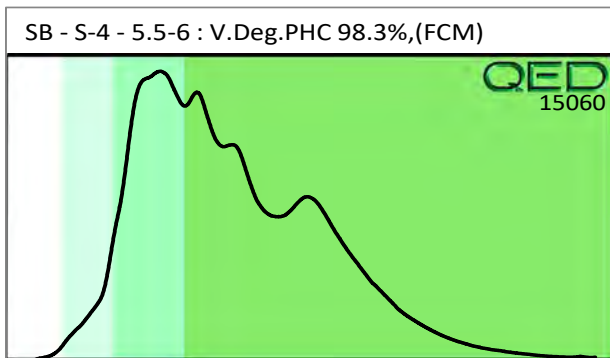
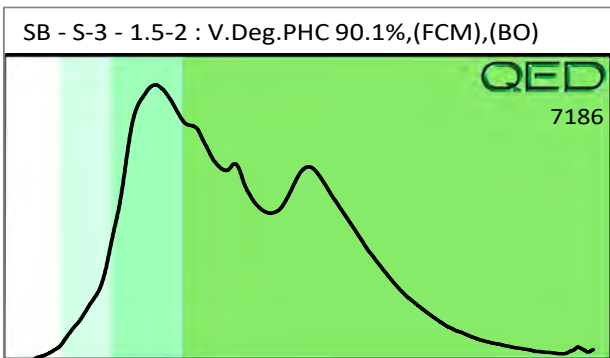
Concentration values in mg/kg for soil samples and mg/L for water samples. Soil values uncorrected for moisture or stone content. Fingerprints provide a tentative hydrocarbon identification.

Abbreviations :- FCM = Results calculated using Fundamental Calibration Mode : % = confidence of hydrocarbon identification : (PFM) = Poor Fingerprint Match : (T) = Turbid : (P) = Particulate detected

B = Blank Drift : (SBS)/(LBS) = Site Specific or Library Background Subtraction applied to result : (BO) = Background Organics detected : (OCR) = Outside cal range : (M) = Modified Result.

% Ratios estimated aromatic carbon number proportions : HC = Hydrocarbon : PHC = Petroleum HC : FP = Fingerprint only.

Data generated by HC-1 Analyser



Bath 65

Client Name:	Geosyntec Consultants	<p>RAPID ENVIRONMENTAL DIAGNOSTICS CHAIN OF CUSTODY AND ANALYTICAL REQUEST FORM</p>	RED Lab, LLC
Address:	2501 Blue Ridge Rd. Raleigh		5598 Marvin K Moss Lane
Contact:	Matt Jerny		MARBIONC Bldg, Suite 2003
Project Ref.:	NCDOT West End, GNC523		Wilmington, NC 28409
Email:	mjerny@geosyntec.com		Each sample will be analyzed for BTEX, GRO, DRO, TPH, PAH total aromatics and Bap
Phone #:	919 434 4451		
Collected by:	Matt Jerny		

Sample Collection Date/Time	TAT Requested 24 Hour	TAT Requested 48 Hour	Initials	Sample ID	Total Wt.	Tare Wt.	Sample Wt.
1-9-18 / 1620		X	MM	SB-S-3-1.5.2	58.1	45.5	12.6
1-9-18 / 1910		X	MM	SB-S-4-5.5-6	56.6	44.5	12.1
1-10-18 / 0800		X	MM	SB-U3-1-8.5-9	56.3	45.1	11.2
1-10-18 / 0830		X	MM	SB-U1-1-1-1.5	52.7	45.2	12.5
1-10-18 / 0850		X	MM	SB-U4-1-6-6.5	56.6	45.1	11.5
1-10-18 0915		X	MM	SB-U5-1-7.5-8	55.7	45.2	10.5
1-10-18 0930		X	MM	SB-U3-1-7.5-8	55.1	44.7	10.4
1-10-18 1800		X	MM	SB-U-DUP1	56.0	45.4	10.6
Comments:							
	Relinquished by		Date/Time	Accepted by		Date/Time	
	MM		1-10-18 2000	TH		2:50 1/11/18	
	Relinquished by		Date/Time	Accepted by		Date/Time	

RED Lab USE ONLY

(8)