



T.I.P.: R-5921

STATE OF NORTH CAROLINA
DEPARTMENT OF TRANSPORTATION

SIGNING PLAN
HAYWOOD COUNTY

LOCATION: US 276 (JONATHAN CREEK RD) FROM US 19 TO 0.5 MI SOUTH OF I-40

TIP NO.	SHEET NO.
R-5921	SIGN-1
APPROVED:  F03F388E9400	
DATE: 8/26/2024	
SEAL 	
DOCUMENT NOT CONSIDERED FINAL UNLESS ALL SIGNATURES COMPLETED	

ROADWAY STANDARD DRAWING

THE FOLLOWING ROADWAY STANDARDS AS APPEAR IN "ROADWAY STANDARD DRAWINGS" - PROJECT SERVICES UNIT - N.C. DEPARTMENT OF TRANSPORTATION - RALEIGH, N.C., DATED JANUARY 2024 ARE APPLICABLE TO THIS PROJECT AND BY REFERENCE HEREBY ARE CONSIDERED A PART OF THESE PLANS:

STD. NO.	TITLE
901.50	ARROWS AND SHIELDS
903.10	GROUND MOUNTED SIGN SUPPORTS
904.10	ORIENTATION OF GROUND MOUNTED SIGNS
904.50	MOUNTING OF TYPE 'D', 'E' AND 'F' SIGNS ON 'U' CHANNEL POSTS
910.20	SCHOOL MARKED AND UNMARKED CROSSWALKS / SPEED REDUCTION REQUIREMENTS
910.30	SIGNING SIGNALIZED AND UNSIGNALIZED SUPERSTREET
910.40	SINGLE/TWO LANE ROUNDABOUT WITH PEDESTRIAN
910.50	SIGNING FOR SPEED REDUCTION ZONE

GENERAL NOTES

- SIGNS FURNISHED BY STATE
- CONFIRM IN WRITING AT LEAST 4 MONTHS IN ADVANCE, THE ACTUAL DATE THE DEPARTMENT FURNISHED SIGNS WILL BE REQUIRED.
- ALL TYPE 'D' SIGNS SHALL BE MOUNTED ON TWO U-CHANNEL POSTS UNLESS OTHERWISE INDICATED ON THE PLANS.
- IF REMOVAL OR RELOCATION OF SIGNS ON PRIVATE STREET (NON-STATE MAINTAINED) IS REQUIRED DUE TO CONSTRUCTION, THE CONTRACTOR SHALL INFORM THE ENGINEER. THE WORK WILL BE COMPLETED BY OTHERS.
- WHEN NOT STATIONED OR DIMENSIONED ON PLANS, ALL 'E' AND 'F' SIGNS SHALL BE FIELD LOCATED BY THE ENGINEER
- ALL EXISTING SIGNS ON "U" CHANNEL POST WITHIN THE PROJECT LIMITS SHALL BE REMOVED AND DISPOSED OF UNLESS OTHERWISE NOTED ON PLANS.
- WHEN EXISTING SIGNS ARE REMOVED AND INSTALLED ON NEW SUPPORTS, THE RE-ERECTION SHALL IMMEDIATELY FOLLOW THE REMOVAL.
- THE BACKGROUND FOR TYPE E & F SIGNS SHALL BE TYPE C REFLECTIVE SHEETING.
- SEE ROADWAY PLANS FOR GUARD/GUIDE RAIL DETAILS.

SUMMARY OF QUANTITIES


ITEM NO.		ITEM DESCRIPTION	QUANTITY	UNIT
DESC. NO.	SECT. NO.			
4072000000	903	SUPPORTS, 3 LB STEEL U-CHANNEL	4,530	L.F
4096000000	904	SIGN ERECTION, TYPE D	17	EA
4102000000	904	SIGN ERECTION, TYPE E	213	EA
4108000000	904	SIGN ERECTION, TYPE F	23	EA
4116100000	904	SIGN ERECTION, RELOCATE SIGN TYPE D	1	EA
4116100000	904	SIGN ERECTION, RELOCATE SIGN TYPE E	6	EA
4155000000	907	DISPOSAL OF SIGN SYSTEM, U-CHANNEL	205	EA
4192000000	907	DISPOSAL OF SUPPORT, U-CHANNEL	6	EA
4370000000	SP	GENERIC SIGNING ITEM - DISPOSAL OF FLASHER SYSTEM (-L-12+15,RT)	1	L.S.
4370000000	SP	GENERIC SIGNING ITEM - DISPOSAL OF FLASHER SYSTEM (-L-35+63,LT)	1	L.S.

INDEX

SHEET NO.	DESCRIPTION
SIGN-1	TITLE SHEET
SIGN-2 THRU	TYPE D SIGNS
SIGN-2D	
SIGN-3	TYPE E SIGNS
SIGN-3A	TYPE F SIGNS
SIGN-4 THRU	SIGN DETAIL SHEETS
SIGN-16	
SIGN-17 THRU	REVISED SIGN RSD 910D40
SIGN-18	(1B & 2 OF 2)


PLAN SUBMITTED TO:

JEANETTE WHITE, PE
DIVISION PROJECT TEAM LEADER





PLAN PREPARED BY: TGS ENGINEERS

JIMMY TERRY, PE PROJECT ENGINEER
SANDRA MELVIN DESIGN TECHNICIAN



TGS ENGINEERS
201 W. MARION ST.
SUITE 200
SHELBY, NC 28150
PH (704) 476-0003
CORP. LICENSE NO.: C-0275

TIP NO. R-5921	SHEET NO. SIGN-2
APPROVED: 	
DATE: 8/26/2024	
SEAL 	
DOCUMENT NOT CONSIDERED FINAL UNLESS ALL SIGNATURES COMPLETED	

SIGN NUMBER: 301 BACKG COLOR: Green
TYPE: D COPY COLOR: White DESIGN BY: SGM CHECKED BY: Jul 03, 2023
PROJECT ID: R-5921 LOCATION: HAYWOOD CO - US 19 DIV: 14

QUANTITY: 1

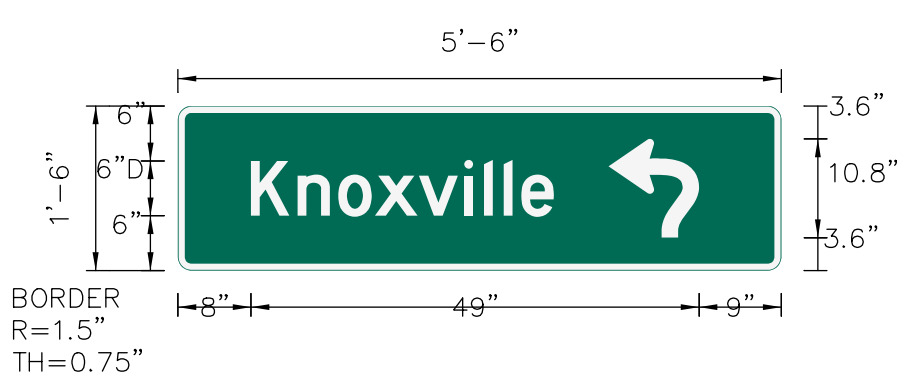
SYMBOL	X	Y	WID	HT
AR_Type D	4.1	3.6	9.9	16.9

SIGN WIDTH: 5'-6"
HEIGHT: 1'-6"
TOTAL AREA: 8.3 Sq.Ft.

BORDER TYPE: FLUSH
RECESS: 0"
WIDTH: 0.75"
RADIUS: 1.5"

MAT'L: 0.125" (3.2 mm) ALUMINUM

NO. Z BARS:
LENGTH:



USE NOTES: 1,2

- Legend and border(except those that are colored black) shall be direct applied Grade C sheeting.
- Background shall be Grade C reflective sheeting.

Spacing Factor is 1 unless specified otherwise

LETTER POSITIONS

Letter spacings are to start of next letter

Series/Size	Text Length
D 2000	33.1

FILENAME: R-5921_Sgn_SGN_Type D NORTH CAROLINA D.O.T. SIGN DETAIL

SIGN NUMBER: 302 BACKG COLOR: Green
TYPE: D COPY COLOR: White DESIGN BY: SGM CHECKED BY: May 01, 2023
PROJECT ID: R-5921 LOCATION: HAYWOOD CO - US 19 DIV: 14

QUANTITY: 1


SYMBOL	X	Y	WID	HT
AR_Type D	53.7	30.3	6	9
AR_Type D	53.7	16.5	6	9
AR_Type D	53.7	2.8	6	9

SIGN WIDTH: 5'-6"
HEIGHT: 3'-6"
TOTAL AREA: 19.3 Sq.Ft.

BORDER TYPE: FLUSH
RECESS: 0"
WIDTH: 0.75"
RADIUS: 3"

MAT'L: 0.125" (3.2 mm) ALUMINUM

NO. Z BARS:
LENGTH:



USE NOTES: 1,2

- Legend and border(except those that are colored black) shall be direct applied Grade C sheeting.
- Background shall be Grade C reflective sheeting.

Spacing Factor is 1 unless specified otherwise

LETTER POSITIONS

Letter spacings are to start of next letter

Series/Size	Text Length
D 2000	36.5
D 2000	41.5
D 2000	32.2

FILENAME: R-5921_Sgn_SGN_Type D NORTH CAROLINA D.O.T. SIGN DETAIL

SIGN NUMBER: 303 BACKG COLOR: Green
TYPE: D COPY COLOR: White DESIGN BY: SGM CHECKED BY: May 01, 2023
PROJECT ID: R-5921 LOCATION: HAYWOOD CO - US 19 DIV: 14

QUANTITY: 1

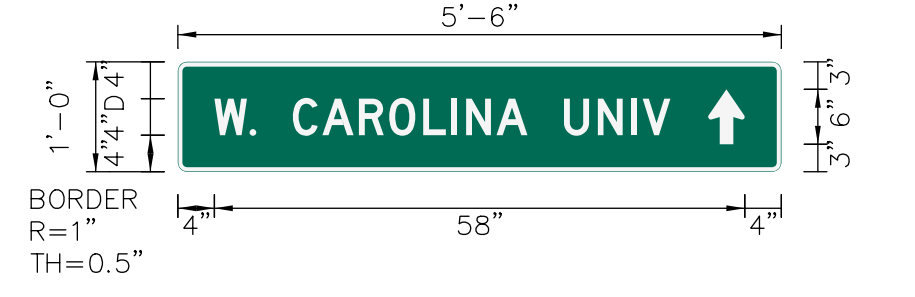
SYMBOL	X	Y	WID	HT
AR_Type D	58	3	4	6

SIGN WIDTH: 5'-6"
HEIGHT: 1'-0"
TOTAL AREA: 5.5 Sq.Ft.

BORDER TYPE: FLUSH
RECESS: 0"
WIDTH: 0.5"
RADIUS: 1"

MAT'L: 0.125" (3.2 mm) ALUMINUM

NO. Z BARS:
LENGTH:



USE NOTES: 1,2

- Legend and border(except those that are colored black) shall be direct applied Grade C sheeting.
- Background shall be Grade C reflective sheeting.

Spacing Factor is 1 unless specified otherwise

LETTER POSITIONS

Letter spacings are to start of next letter

Series/Size	Text Length
D 2000	49.9

FILENAME: R-5921_Sgn_SGN_Type D NORTH CAROLINA D.O.T. SIGN DETAIL

SIGN NUMBER: 304 BACKG COLOR: Green
TYPE: D COPY COLOR: White DESIGN BY: SGM CHECKED BY: May 02, 2023
PROJECT ID: R-5921 LOCATION: HAYWOOD CO - US 19 DIV: 14

QUANTITY: 1

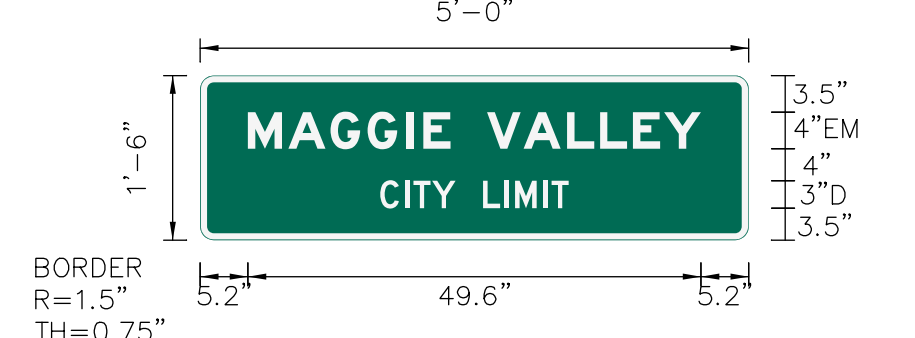
SYMBOL	X	Y	WID	HT
AR_Type D				

SIGN WIDTH: 5'-0"
HEIGHT: 1'-6"
TOTAL AREA: 7.5 Sq.Ft.

BORDER TYPE: FLUSH
RECESS: 0"
WIDTH: 0.75"
RADIUS: 1.5"

MAT'L: 0.125" (3.2 mm) ALUMINUM

NO. Z BARS:
LENGTH:



Panel Style: guide_con_destination.ssi
M.U.T.C.D.: 2009 Edition

USE NOTES: 1,2

- Legend and border(except those that are colored black) shall be direct applied Grade C sheeting.
- Background shall be Grade C reflective sheeting.

Spacing Factor is 1 unless specified otherwise

LETTER POSITIONS



Letter spacings are to start of next letter

Series/Size	Text Length
EM 2000	49.6
D 2000	20.6

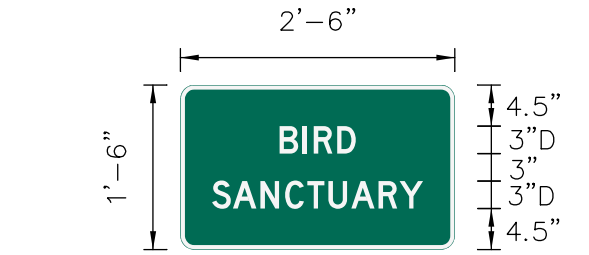
FILENAME: R-5921_Sgn_SGN_Type D NORTH CAROLINA D.O.T. SIGN DETAIL

4/3/2024 X:\N6001\R-5921\Tr-frio\Signing\Layout\Plans\R-5921_Sgn_SGN_02_THRU_02D(TYPE D).dgn User:sme\lvr

**SIGN DESIGN
TYPE D**

TIP NO. R-5921	SHEET NO. SIGN-2A
APPROVED:  FDSDF3882E94DC0	
DATE: 8/26/2024	
	
DOCUMENT NOT CONSIDERED FINAL UNLESS ALL SIGNATURES COMPLETED	

SIGN NUMBER: 305 TYPE: D QUANTITY: 1 SIGN WIDTH: 2'-6" HEIGHT: 1'-6" TOTAL AREA: 3.8 Sq.Ft. BORDER TYPE: FLUSH RECESS: 0" WIDTH: 0.5" RADIUS: 1.5" NO. Z BARS: LENGTH:	BACKG COLOR: Green COPY COLOR: White SYMBOL X Y WID HT MAT'L: 0.125" (3.2 mm) ALUMINUM	DESIGN BY: SGM PROJECT ID: R-5921 LOCATION: HAYWOOD CO - US 19 CHECKED BY: DIV: 14 May 02, 2023
---	--	--



USE NOTES: 1,2
1. Legend and border(except those that are colored black) shall be direct applied Grade C sheeting.
2. Background shall be Grade C reflective sheeting.

Spacing Factor is 1 unless specified otherwise


LETTER POSITIONS

Letter spacings are to start of next letter

Series/Size	Text Length
D 2000	8.3
D 2000	23.1

FILENAME: R-5921_Sgn_SGN_Type D
NORTH CAROLINA D.O.T. SIGN DETAIL

SIGN NUMBER: 306 TYPE: D QUANTITY: 1 SIGN WIDTH: 6'-6" HEIGHT: 3'-6" TOTAL AREA: 22.8 Sq.Ft. BORDER TYPE: FLUSH RECESS: 0" WIDTH: 0.75" RADIUS: 3" NO. Z BARS: LENGTH:	BACKG COLOR: Green COPY COLOR: White SYMBOL X Y WID HT AR_Type D 6.5 30.3 6 9 AR_Type D 6.5 16.5 6 9 AR_Type D 62.5 4.3 6 9 MAT'L: 0.125" (3.2 mm) ALUMINUM	DESIGN BY: SGM PROJECT ID: R-5921 LOCATION: HAYWOOD CO - US 19 CHECKED BY: DIV: 14 Apr 28, 2023
---	--	--



USE NOTES: 1,2
1. Legend and border(except those that are colored black) shall be direct applied Grade C sheeting.
2. Background shall be Grade C reflective sheeting.

Spacing Factor is 1 unless specified otherwise


LETTER POSITIONS

Letter spacings are to start of next letter

Series/Size	Text Length
D 2000	52.9
D 2000	33.5
D 2000	33.1

FILENAME: R-5921_Sgn_SGN_Type 0
NORTH CAROLINA D.O.T. SIGN DETAIL

SIGN NUMBER: 307 TYPE: D QUANTITY: 1 SIGN WIDTH: 6'-6" HEIGHT: 2'-0" TOTAL AREA: 13.0 Sq.Ft. BORDER TYPE: FLUSH RECESS: 0" WIDTH: 0.75" RADIUS: 1.75" NO. Z BARS: LENGTH:	BACKG COLOR: Brown COPY COLOR: White SYMBOL X Y WID HT AR_Type D 65.6 7.5 6 9 MAT'L: 0.125" (3.2 mm) ALUMINUM	DESIGN BY: SGM PROJECT ID: R-5921 LOCATION: HAYWOOD CO - US 19 CHECKED BY: DIV: 14 May 02, 2023
--	--	--



USE NOTES: 1,2
1. Legend and border(except those that are colored black) shall be direct applied Grade C sheeting.
2. Background shall be Grade C reflective sheeting.

Spacing Factor is 1 unless specified otherwise


LETTER POSITIONS

Letter spacings are to start of next letter

Series/Size	Text Length
C 2000	52.2
C 2000	45.6

FILENAME: R-5921_Sgn_SGN_Type D
NORTH CAROLINA D.O.T. SIGN DETAIL

SIGN NUMBER: 308 TYPE: D QUANTITY: 1 SIGN WIDTH: 7'-6" HEIGHT: 2'-6" TOTAL AREA: 16.8 Sq.Ft. BORDER TYPE: FLUSH RECESS: 0" WIDTH: 0.75" RADIUS: 3" NO. Z BARS: LENGTH:	BACKG COLOR: Green COPY COLOR: White SYMBOL X Y WID HT AR00R1 76.1 10.6 8.9 8.9 MAT'L: 0.125" (3.2 mm) ALUMINUM	DESIGN BY: SGM PROJECT ID: R-5921 LOCATION: HAYWOOD CO - US 276 CHECKED BY: DIV: 14 Jul 26, 2023
---	--	---



USE NOTES: 1,2
1. Legend and border(except those that are colored black) shall be direct applied Grade C sheeting.
2. Background shall be Grade C reflective sheeting.

Spacing Factor is 1 unless specified otherwise

LETTER POSITIONS



Letter spacings are to start of next letter

Series/Size	Text Length
D 2000	66.5
D 2000	50.6

FILENAME: R-5921_Sgn_SGN_Type 0
NORTH CAROLINA D.O.T. SIGN DETAIL

4/3/2024 X:\N\001\R-5921\Tr-frio\Signing\CA00\Signing Layout_P.lana\R-5921_Sgn_SGN_02_THRU_02D(TYPE D).dgn User:sme\lvn

**SIGN DESIGN
TYPE D**


TIP NO. R-5921	SHEET NO. SIGN-2B
APPROVED: 	
DATE: 8/26/2024	
	
DOCUMENT NOT CONSIDERED FINAL UNLESS ALL SIGNATURES COMPLETED	

SIGN NUMBER: 309 BACKG COLOR: Brown DESIGN BY: SGM CHECKED BY: Jul 26, 2023
 TYPE: D COPY COLOR: White PROJECT ID: R-5921 LOCATION: HAYWOOD CO - US 276 DIV: 14

SYMBOL	X	Y	WID	HT
AR90R1	76.1	10.6	8.9	8.9
RS-047	53.3	6	18	18

QUANTITY: 1
 SIGN WIDTH: 7'-6"
 HEIGHT: 2'-6"
 TOTAL AREA: 18.8 Sq.Ft.
 BORDER TYPE: FLUSH
 RECESS: 0"
 WIDTH: 0.75"
 RADIUS: 2.25"
 NO. Z BARS:
 LENGTH:

MAT'L: 0.125" (3.2 mm) ALUMINUM



USE NOTES: 1,2
 1. Legend and border(except those that are colored black) shall be direct applied Grade C sheeting.
 2. Background shall be Grade C reflective sheeting.

Spacing Factor is 1 unless specified otherwise

LETTER POSITIONS

Letter spacings are to start of next letter

Series/Size	Text Length
C	2000
5 5 4 2.8 4.6 1.9 4.4 4.4 4.3 4.4 4.1 3.5 41.6	43.4
S k i A r e a	D 2000
10.4 5 4.6 1 6 5.9 2.8 4.1 3.4 47	32.6

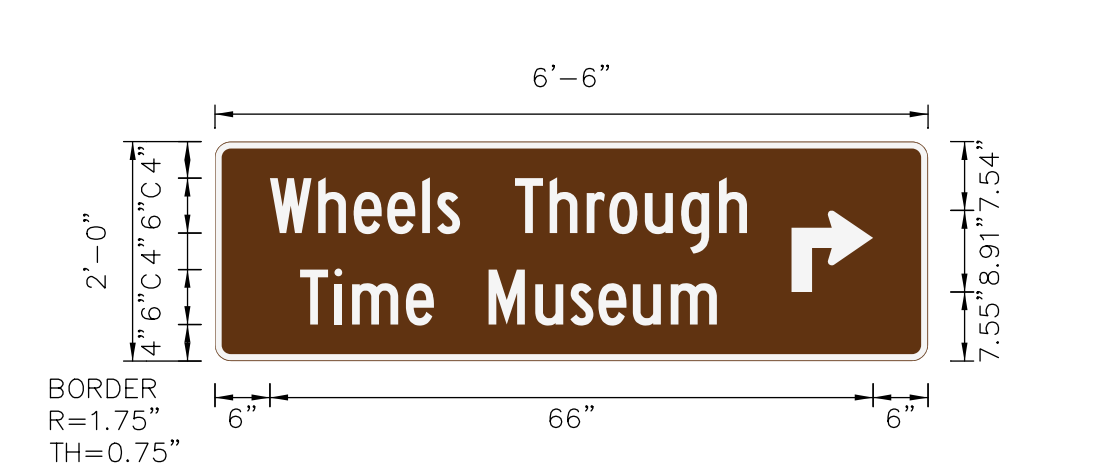
FILENAME: R-5921_Sgn_Sgn_Type D NORTH CAROLINA D.O.T. SIGN DETAIL

SIGN NUMBER: 310 BACKG COLOR: Brown DESIGN BY: SGM CHECKED BY: Jul 26, 2023
 TYPE: D COPY COLOR: White PROJECT ID: R-5921 LOCATION: HAYWOOD CO -US 276 DIV: 14

SYMBOL	X	Y	WID	HT
AR90R1	63.1	7.6	8.9	8.9

QUANTITY: 1
 SIGN WIDTH: 6'-6"
 HEIGHT: 2'-0"
 TOTAL AREA: 13.0 Sq.Ft.
 BORDER TYPE: FLUSH
 RECESS: 0"
 WIDTH: 0.75"
 RADIUS: 1.75"
 NO. Z BARS:
 LENGTH:

MAT'L: 0.125" (3.2 mm) ALUMINUM



USE NOTES: 1,2
 1. Legend and border(except those that are colored black) shall be direct applied Grade C sheeting.
 2. Background shall be Grade C reflective sheeting.

Spacing Factor is 1 unless specified otherwise

LETTER POSITIONS

Letter spacings are to start of next letter

Series/Size	Text Length
W h e e l s T h r o u g h	C 2000
6 5.3 3.9 3.7 3.8 1.6 2.5 6 3.8 4.1 2.5 3.9 4 4.1 3.1 19.8	52.2
T i m e M u s e u m	C 2000
9.3 3.8 1.9 5.9 3.1 6 5.1 3.8 3.1 3.8 4.1 5 23.1	45.6

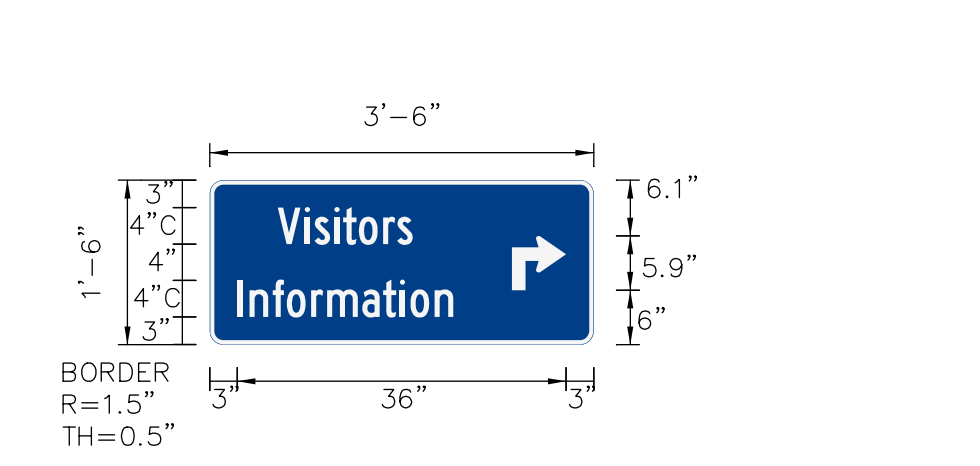
FILENAME: R-5921_Sgn_Sgn_Type D NORTH CAROLINA D.O.T. SIGN DETAIL

SIGN NUMBER: 311 BACKG COLOR: Blue DESIGN BY: SGM CHECKED BY: Jul 26, 2023
 TYPE: D COPY COLOR: White PROJECT ID: R-5921 LOCATION: HAYWOOD CO - US 276 DIV: 14

SYMBOL	X	Y	WID	HT
AR90R1	33	6	5.9	5.9

QUANTITY: 1
 SIGN WIDTH: 3'-6"
 HEIGHT: 1'-6"
 TOTAL AREA: 5.3 Sq.Ft.
 BORDER TYPE: FLUSH
 RECESS: 0"
 WIDTH: 0.5"
 RADIUS: 1.5"
 NO. Z BARS:
 LENGTH:

MAT'L: 0.125" (3.2 mm) ALUMINUM



USE NOTES: 1,2
 1. Legend and border(except those that are colored black) shall be direct applied Grade C sheeting.
 2. Background shall be Grade C reflective sheeting.

Spacing Factor is 1 unless specified otherwise

LETTER POSITIONS

Letter spacings are to start of next letter

Series/Size	Text Length
V i s i t o r s	C 2000
7.4 3 1.1 2.2 1 1.7 2.6 1.6 1.7 19.8	14.8
I n f o r m a t i o n	C 2000
3 1.4 2.5 1.6 2.6 1.8 3.8 2.3 1.8 1.2 2.6 2 15.4	23.6


FILENAME: R-5921_Sgn_Sgn_Type D NORTH CAROLINA D.O.T. SIGN DETAIL

SIGN NUMBER: 312 BACKG COLOR: Green DESIGN BY: SGM CHECKED BY: Apr 28, 2023
 TYPE: D COPY COLOR: White PROJECT ID: R-5921 LOCATION: HAYWOOD RD - US 276 DIV: 14

SYMBOL	X	Y	WID	HT
AR_Type D	67.2	31.8	6	9
AR_Type D	67.2	18	6	9
AR_FISHOOK	7.8	1.8	9.9	10.8

QUANTITY: 1
 SIGN WIDTH: 7'-0"
 HEIGHT: 3'-6"
 TOTAL AREA: 24.5 Sq.Ft.
 BORDER TYPE: FLUSH
 RECESS: 0"
 WIDTH: 0.75"
 RADIUS: 3"
 NO. Z BARS:
 LENGTH:

MAT'L: 0.125" (3.2 mm) ALUMINUM



USE NOTES: 1,2
 1. Legend and border(except those that are colored black) shall be direct applied Grade C sheeting.
 2. Background shall be Grade C reflective sheeting.

Spacing Factor is 1 unless specified otherwise

LETTER POSITIONS


Letter spacings are to start of next letter

Series/Size	Text Length
M a g g i e V a l l e y	D 2000
8.3 5.7 4.3 4.6 4.8 1.9 3.5 6 5 4.6 2.2 1.9 3.9 4.5 22.8	52.9
C h e r o k e e	D 2000
8.3 5.3 4.4 4.4 2.8 4.6 4.3 4.1 3.5 42.3	33.5
W a y n e s v i l l e	D 2000
34.5 5.8 4.1 5.2 4.4 4 3.1 5 2.2 2.2 1.9 3.5 8.1	41.5

FILENAME: R-5921_Sgn_Sgn_Type D NORTH CAROLINA D.O.T. SIGN DETAIL

4/3/2024 X:\NC001\R-5921\Tráfico\Signing\CA00\Signing Layout_P.lana\R-5921_Sgn_Sgn_Type D.dgn User:smelvrn

**SIGN DESIGN
TYPE D**

APPROVED: 
DocuSigned by:
 Jimmy Terry
 FD39F3882E44D0

DATE: 8/26/2024


SEAL



**DOCUMENT NOT CONSIDERED FINAL
 UNLESS ALL SIGNATURES COMPLETED**

SIGN NUMBER: 313 TYPE: D BACKG COLOR: Green COPY COLOR: White
 QUANTITY: 1
 SIGN WIDTH: 7'-0" HEIGHT: 2'-6"
 TOTAL AREA: 17.5 Sq.Ft.
 BORDER TYPE: FLUSH RECESS: 0" WIDTH: 0.75" RADII: 2.25"
 NO. Z BARS: LENGTH:
 MAT'L: 0.125" (3.2 mm) ALUMINUM

DESIGN BY: SGM CHECKED BY: May 01, 2023
 PROJECT ID: R-5921 LOCATION: HAYWOOD CO - US 276 DIV: 14



USE NOTES: 1,2
 1. Legend and border(except those that are colored black) shall be direct applied Grade C sheeting.
 2. Background shall be Grade C reflective sheeting.

LETTER POSITIONS

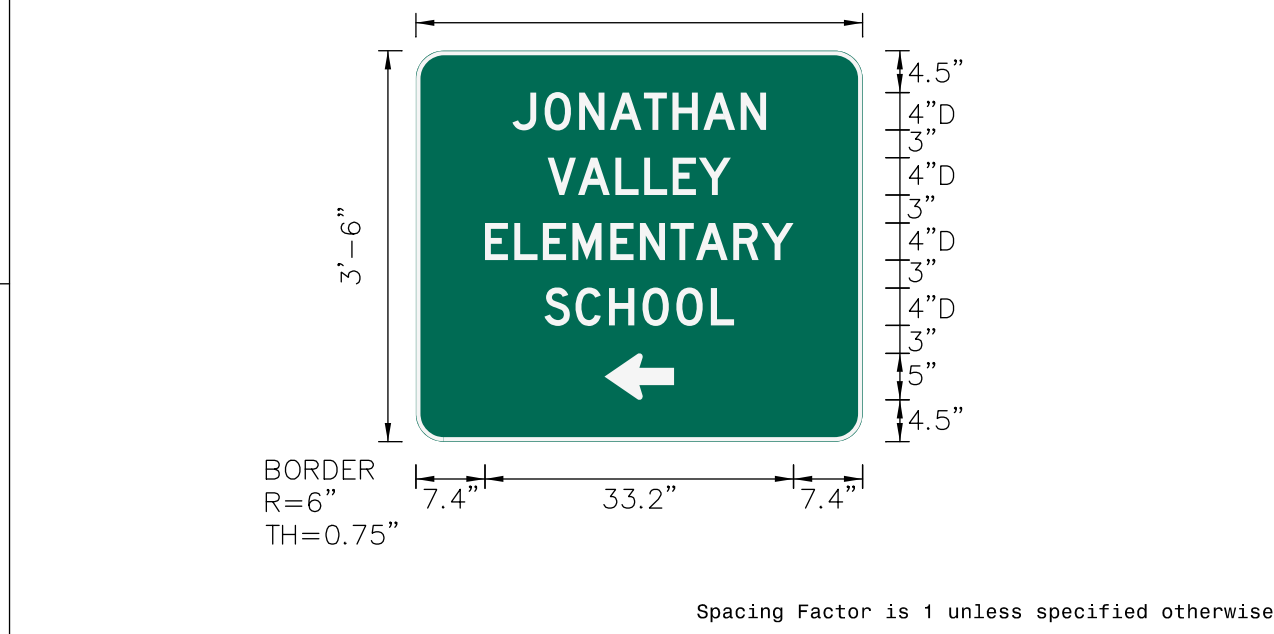
Letter spacings are to start of next letter

Series/Size	Text Length
D 2000	70.2
D 2000	32.1

FILENAME: R-5921_Sgn_Sgn_Type D NORTH CAROLINA D.O.T. SIGN DETAIL

SIGN NUMBER: 314 TYPE: D BACKG COLOR: Green COPY COLOR: White
 QUANTITY: 1
 SIGN WIDTH: 4'-0" HEIGHT: 3'-6"
 TOTAL AREA: 14.0 Sq.Ft.
 BORDER TYPE: FLUSH RECESS: 0" WIDTH: 0.75" RADII: 6"
 NO. Z BARS: LENGTH:
 MAT'L: 0.125" (3.2 mm) ALUMINUM

DESIGN BY: SGM CHECKED BY: May 02, 2023
 PROJECT ID: R-5921 LOCATION: HAYWOOD CO - US 276 DIV: 14



USE NOTES: 1,2
 1. Legend and border(except those that are colored black) shall be direct applied Grade C sheeting.
 2. Background shall be Grade C reflective sheeting.

LETTER POSITIONS

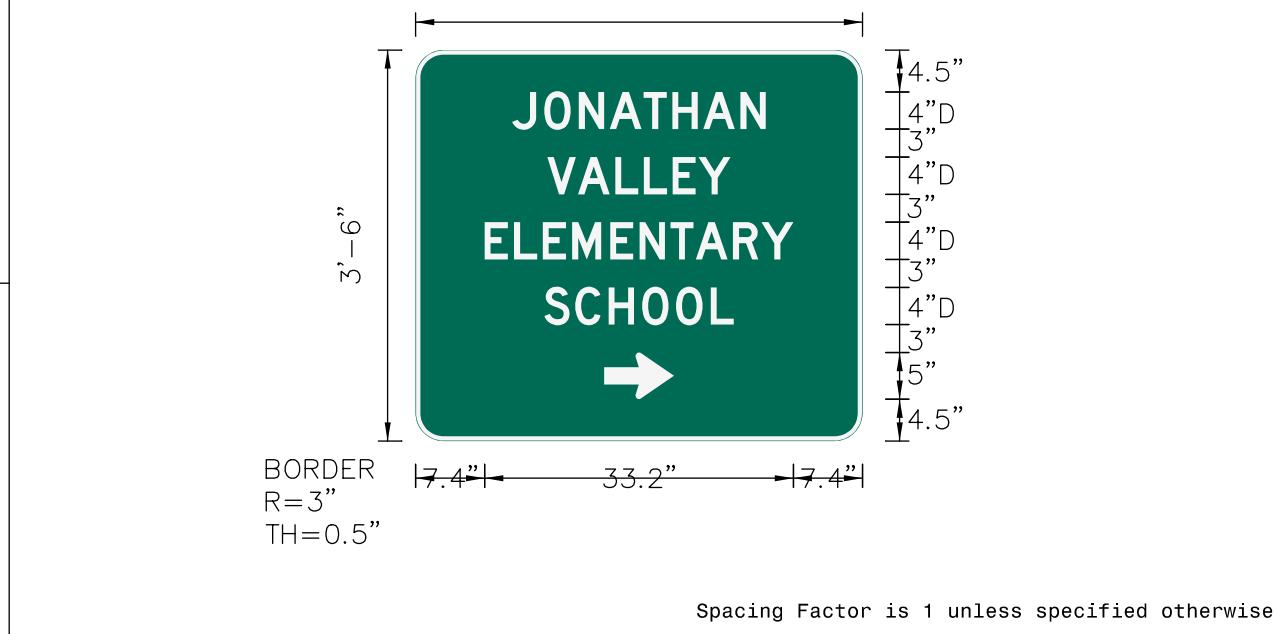
Letter spacings are to start of next letter

Series/Size	Text Length
D 2000	27.2
D 2000	19.7
D 2000	33.2
D 2000	20.4

FILENAME: R-5921_Sgn_Sgn_Type D NORTH CAROLINA D.O.T. SIGN DETAIL

SIGN NUMBER: 315 TYPE: D BACKG COLOR: Green COPY COLOR: White
 QUANTITY: 1
 SIGN WIDTH: 4'-0" HEIGHT: 3'-6"
 TOTAL AREA: 14.0 Sq.Ft.
 BORDER TYPE: FLUSH RECESS: 0" WIDTH: 0.5" RADII: 3"
 NO. Z BARS: LENGTH:
 MAT'L: 0.125" (3.2 mm) ALUMINUM

DESIGN BY: SGM CHECKED BY: May 02, 2023
 PROJECT ID: R-5921 LOCATION: HAYWOOD CO - US 276 DIV: 14



USE NOTES: 1,2
 1. Legend and border(except those that are colored black) shall be direct applied Grade C sheeting.
 2. Background shall be Grade C reflective sheeting.

LETTER POSITIONS

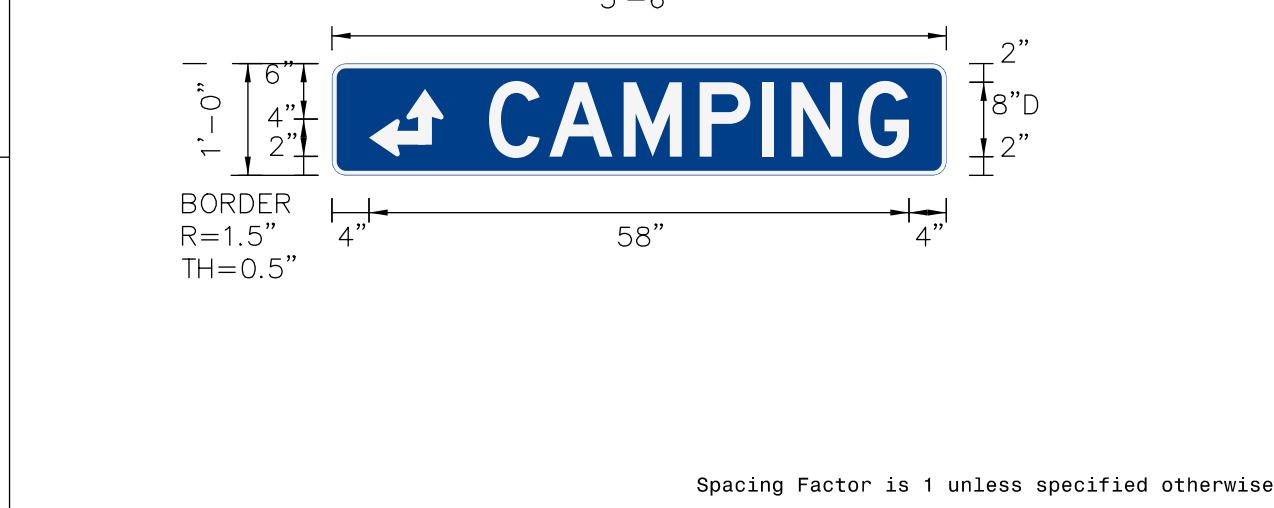
Letter spacings are to start of next letter

Series/Size	Text Length
D 2000	27.2
D 2000	19.7
D 2000	33.2
D 2000	20.4

FILENAME: R-5921_Sgn_Sgn_Type D NORTH CAROLINA D.O.T. SIGN DETAIL

SIGN NUMBER: 316 TYPE: D BACKG COLOR: Blue COPY COLOR: White
 QUANTITY: 1
 SIGN WIDTH: 5'-6" HEIGHT: 1'-0"
 TOTAL AREA: 5.5 Sq.Ft.
 BORDER TYPE: FLUSH RECESS: 0" WIDTH: 0.5" RADII: 1.5"
 NO. Z BARS: LENGTH:
 MAT'L: 0.125" (3.2 mm) ALUMINUM

DESIGN BY: SGM CHECKED BY: May 04, 2023
 PROJECT ID: R-5921 LOCATION: HAYWOOD CO - US 276 DIV: 14



USE NOTES: 1,2
 1. Legend and border(except those that are colored black) shall be direct applied Grade C sheeting.
 2. Background shall be Grade C reflective sheeting.

LETTER POSITIONS

Letter spacings are to start of next letter

Series/Size	Text Length
D 2000	45.1

FILENAME: R-5921_Sgn_Sgn_Type D NORTH CAROLINA D.O.T. SIGN DETAIL

SYSTEMS DESIGN SERVICES

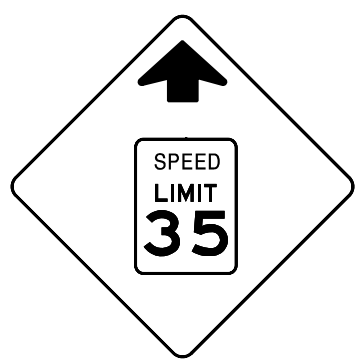
**SIGN DESIGN
 TYPE D**

APPROVED: *Jimmy Terry*
DATE: 11/8/2024



DOCUMENT NOT CONSIDERED FINAL UNLESS ALL SIGNATURES COMPLETED


401 QUANTITY REQ'D 3



36 X 36
W3-5

ONE "U" POST PER SIGN


402 QUANTITY REQ'D 4



30 X 36
R2-1

ONE "U" POST PER SIGN


403 QUANTITY REQ'D 29



36 X 36
R1-1

ONE "U" POST PER SIGN

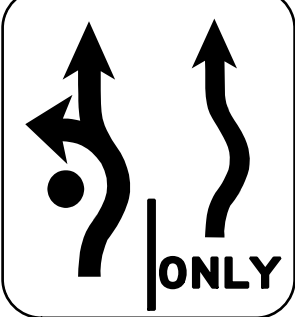
404 QUANTITY REQ'D 3



30 X 30
W2-6

ONE "U" POST PER SIGN


405 QUANTITY REQ'D 1



36 X 36
R3-8

ONE "U" POST PER SIGN


406 QUANTITY REQ'D 3



30 X 30
W3-2

ONE "U" POST PER SIGN

407 QUANTITY REQ'D 8




36 X 36
W11-2

YELLOW/GREEN REFLECTIVE SHEETING

MOUNT ON 4.5" OD PEDESTAL POLE IN ACCORDANCE WITH RRFB SPECIAL PROVISION (TS-29)

408 QUANTITY REQ'D 4




24 X 12
W16-7PL

YELLOW/GREEN REFLECTIVE SHEETING

MOUNT BELOW SIGN 406 IN 4 INSTALLATIONS


409 QUANTITY REQ'D 7



36 X 36 X 36
R1-2

ONE "U" POST PER SIGN


410 QUANTITY REQ'D 2



30 X 36
R2-1

ONE "U" POST PER SIGN


411 QUANTITY REQ'D 1



36 X 36
R3-8

ONE "U" POST PER SIGN


412 QUANTITY REQ'D 3



48 X 24
R6-4A

ONE "U" POST PER SIGN


413 QUANTITY REQ'D 1



36 X 36
S3-1

ONE "U" POST PER SIGN


414 QUANTITY REQ'D 31



54 X 18
R6-1 (R)

TWO "U" POSTS PER SIGN


415 QUANTITY REQ'D 2



36 X 36
R3-8

ONE "U" POST PER SIGN

416 QUANTITY REQ'D 2




36 X 36
S1-1

YELLOW/GREEN REFLECTIVE SHEETING

ONE "U" POSTS PER SIGN


417 QUANTITY REQ'D 2



24 X 8
S4-3P

MOUNT BELOW SIGN 416 IN 2 INSTALLATIONS


418 QUANTITY REQ'D 22



36 X 12
R6-1 (R)

MOUNT ABOVE SIGN 403 IN 22 INSTALLATIONS


419 QUANTITY REQ'D 2



24 X 30
S5-2

ONE "U" POST PER SIGN


420 QUANTITY REQ'D 13



36 X 36
W12-1

ONE "U" POST PER SIGN


421 QUANTITY REQ'D 4



30 X 36
R2-1

ONE "U" POST PER SIGN

422 QUANTITY REQ'D 23



54 X 18
R6-1 (L)

TWO "U" POSTS PER SIGN

423 QUANTITY REQ'D 1



12 X 18
R7-1

ONE "U" POST PER SIGN


424 QUANTITY REQ'D 5



12 X 18
R7-1

ONE "U" POST PER SIGN


425 QUANTITY REQ'D 1



30 X 30
W14-1

ONE "U" POST PER SIGN

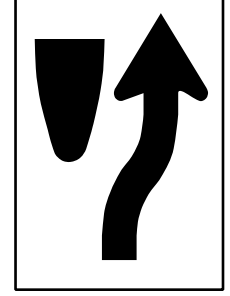
426 QUANTITY REQ'D 1



30 X 30
W14-2

ONE "U" POST PER SIGN

427 QUANTITY REQ'D 8




24 X 30
R4-7

MOUNT BACK TO BACK TO SIGN 403 IN 5 INSTALLATIONS

ONE "U" POST PER SIGN


428 QUANTITY REQ'D 4



36 X 36
R3-4

ONE "U" POST PER SIGN


429 QUANTITY REQ'D 1



36 X 36
W42-7

ONE "U" POST PER SIGN


430 QUANTITY REQ'D 4



42 X 30
R5-1a

TWO "U" POSTS PER SIGN


431 QUANTITY REQ'D 4



36 X 36
R5-1

ONE "U" POST PER SIGN


432 QUANTITY REQ'D 2



36 X 12
R6-1 (L)

MOUNT ABOVE SIGN 409 IN 1 INSTALLATIONS
MOUNT ABOVE SIGN 403 IN 1 INSTALLATION

433 QUANTITY REQ'D 4



24 X 12
W16-7PR

YELLOW/GREEN REFLECTIVE SHEETING

MOUNT BELOW SIGN 406 IN 4 INSTALLATIONS

434 QUANTITY REQ'D 8





9 X 12
R10-25



MOUNT BELOW SIGN 408 IN 4 INSTALLATIONS
MOUNT BELOW SIGN 433 IN 4 INSTALLATIONS

TYPE "E" SIGNS

I:\8\2024\X:\NC001\TR-5921\Traffic\Signing\CA00\Signing_Layout\Plans\R-5921_Sgn_SGN_03E_Signs.dgn
User:sme\vrn

TIP NO. R-5921	SHEET NO. SIGN-3A
DocuSigned by:  APPROVED: Jimmy Terry DATE: 8/26/2024	
SEAL 	
DOCUMENT NOT CONSIDERED FINAL UNLESS ALL SIGNATURES COMPLETED	

501



SOUTH	NORTH	24 X 12 M3-3	24 X 12 M3-1
276	19	30 X 24 M1-4	24 X 24 M1-4
		21 X 15 M6-2	21 X 15 M6-2

502

SOUTH	NORTH	24 X 12 M3-3	24 X 12 M3-1
276	19	30 X 24 M1-4	24 X 24 M1-4


TWO "U" POSTS PER SIGN ASSEMBLY

503

NORTH	TO	24 X 12 M3-1	24 X 12 M4-5
276	INTERSTATE 40	30 X 24 M1-4	24 X 24 M1-1
		21 X 15 M6-2	21 X 15 M6-2

TWO "U" POSTS PER SIGN ASSEMBLY

504

SOUTH	24 X 12 M3-3
19	24 X 24 M1-4
	21 X 15 M6-2

ONE "U" POST PER SIGN ASSEMBLY

505

SOUTH	24 X 12 M3-3
19	24 X 24 M1-4

ONE "U" POST PER SIGN ASSEMBLY

506 516 521

NORTH	24 X 12 M3-1
276	30 X 24 M1-4



ONE "U" POST PER SIGN ASSEMBLY

507

JCT	21 X 15 M2-1
19	24 X 24 M1-4

ONE "U" POST PER SIGN ASSEMBLY

508

	24 X 24 RS-047 WHITE ON BROWN
	21 X 15 M6-3 WHITE ON BROWN


MOUNTED BELOW SIGN 307

509 510 515 518

SOUTH	24 X 12 M3-3
276	30 X 24 M1-4


ONE "U" POST PER SIGN ASSEMBLY

511 517 519

NORTH	24 X 12 M3-1
276	30 X 24 M1-4
	U-TURN SEE THIS SHEET FOR DESIGN


ONE "U" POST PER SIGN ASSEMBLY

514 520

SOUTH	24 X 12 M3-3
276	30 X 24 M1-4
	U-TURN SEE THIS SHEET FOR DESIGN

ONE "U" POST PER SIGN ASSEMBLY

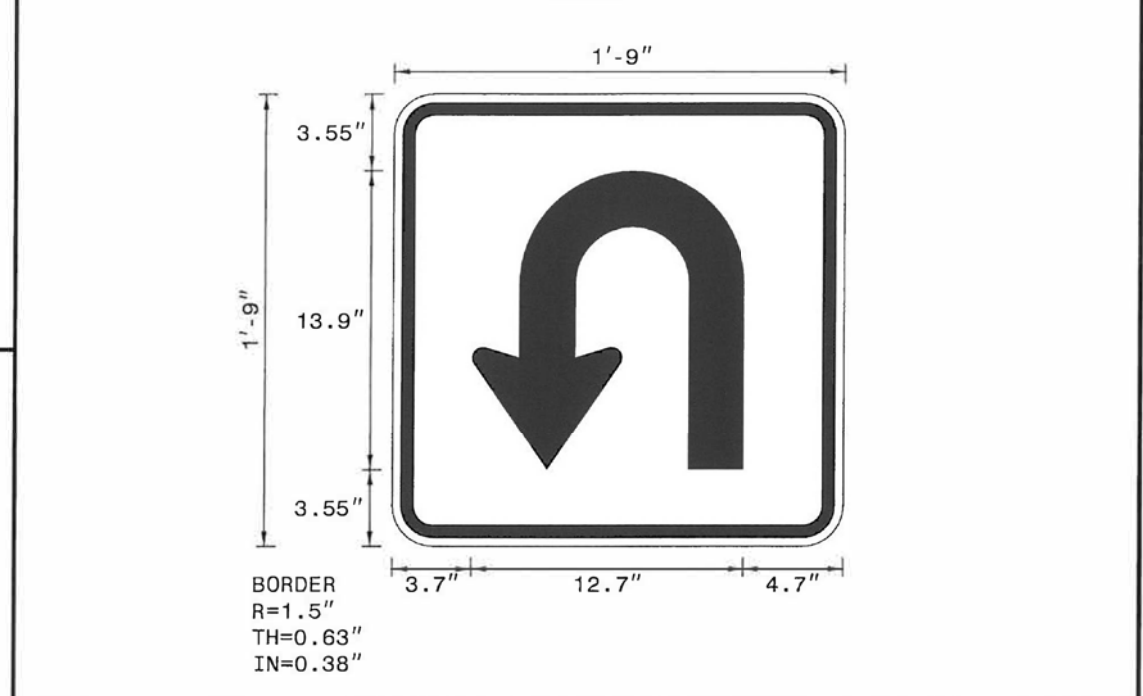
522

TO	24 X 12 M4-5	
NORTH	24 X 12 M3-1	24 X 12 M3-3
276	30 X 24 M1-4	30 X 24 M1-4
	21 X 15 M6-1	21 X 15 M6-1

TWO "U" POSTS PER SIGN ASSEMBLY

SIGN NUMB: TYPE: F Ground QUANTITY: 1 SIGN WIDTH: 1'-9" HEIGHT: 1'-9" TOTAL AREA: 3.1 Sq.Ft. MAT'L: 0.063" ALUMINUM BORDER TYPE: RECESSED RECESS: 0.38" WIDTH: 0.63" RADII: 1.5" NO. Z BARS: LENGTH:	BACKG. COLOR: White COPY COLOR: Black	DESIGN BY: PROJECT ID:	CHK BY: DIV:	STD #: DATE:	N. C. DEPARTMENT OF TRANSPORTATION DIVISION OF HIGHWAYS TRANSPORTATION MOBILITY & SAFETY SIGNING & DELINEATION UNIT
--	--	---------------------------	-----------------	-----------------	--

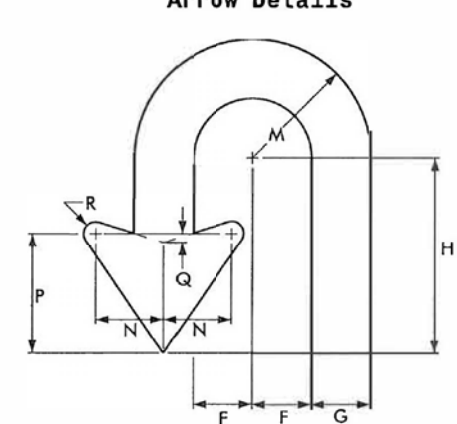
SYMBOL	X	Y	WID	HT
u arrow	3.7	3.5	12.7	13.9



NOTES:

- Legend and border shall be direct applied Non-reflective sheeting.
- Background shall be Grade C reflective sheeting.



Arrow Details



ARROW DIMENSIONS (INCHES)	F	G	H	M	N	P	Q	R
	2.625	2.625	8.659	5.25	3	5.25	0.375	0.5



Spacing Factor is 1 unless specified otherwise
FILENAME: GSENG

512

TO	24 X 12 M4-5	
NORTH	24 X 12 M3-1	24 X 12 M3-3
276	30 X 24 M1-4	30 X 24 M1-4
	U-TURN SEE THIS SHEET FOR DESIGN	21 X 15 M6-3
		
AHEAD	24 X 12 W16-9P	


TWO "U" POSTS PER SIGN ASSEMBLY

513

TO	24 X 12 M4-5	
SOUTH	24 X 12 M3-3	24 X 12 M3-1
276	30 X 24 M1-4	30 X 24 M1-4
	U-TURN SEE THIS SHEET FOR DESIGN	21 X 15 M6-3
		
AHEAD	24 X 12 W16-9P	

TWO "U" POSTS PER SIGN ASSEMBLY



523

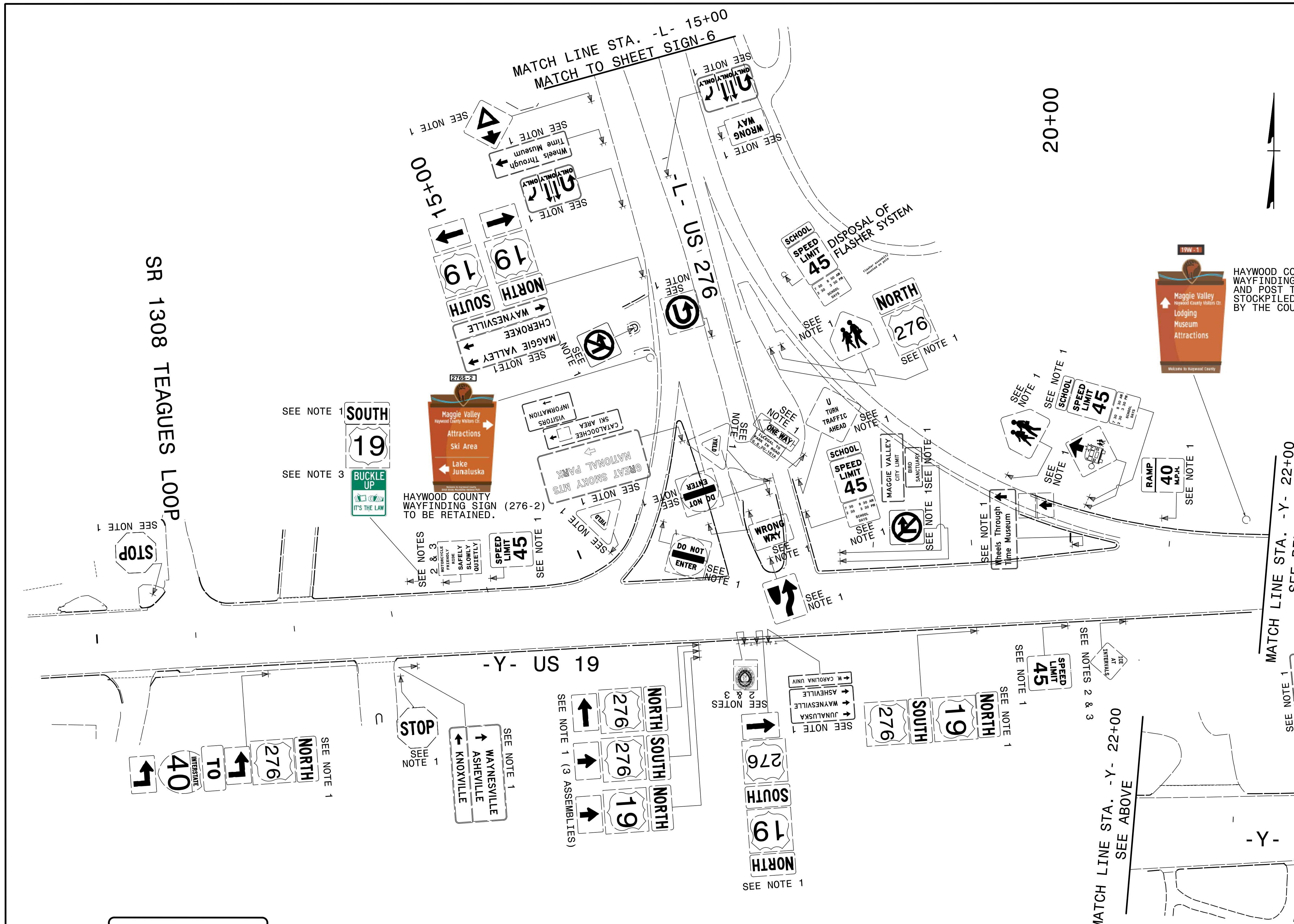
NORTH	24 X 12 M3-1	24 X 12 M4-5
276	30 X 24 M1-4	24 X 24 M1-1
	21 X 15 M5-3	21 X 15 M5-3
LEFT LANE	30 X 12 R3-5BP	30 X 12 R3-5BP

MOUNTED BELOW SIGN 301

TYPE "F" SIGNS

4/3/2024
 X:\NC001\TR-5921\Traffic\Signing\CADD\Signing_Layout_Plans\R-5921_Sgn_50N_03A\F_Signs.dgn
 User:smelvrn

TIP NO. R-5921	SHEET NO. SIGN-4
APPROVED:  FD39F388D2E5400	
DATE: 8/26/2024	
SEAL 	
DOCUMENT NOT CONSIDERED FINAL UNLESS ALL SIGNATURES COMPLETED	
TGS ENGINEERS 201 W. MARION ST., STE 200 SHELBY, NC 28150 PH (704) 476-0003 CORP. LICENSE NO.: C-0275	





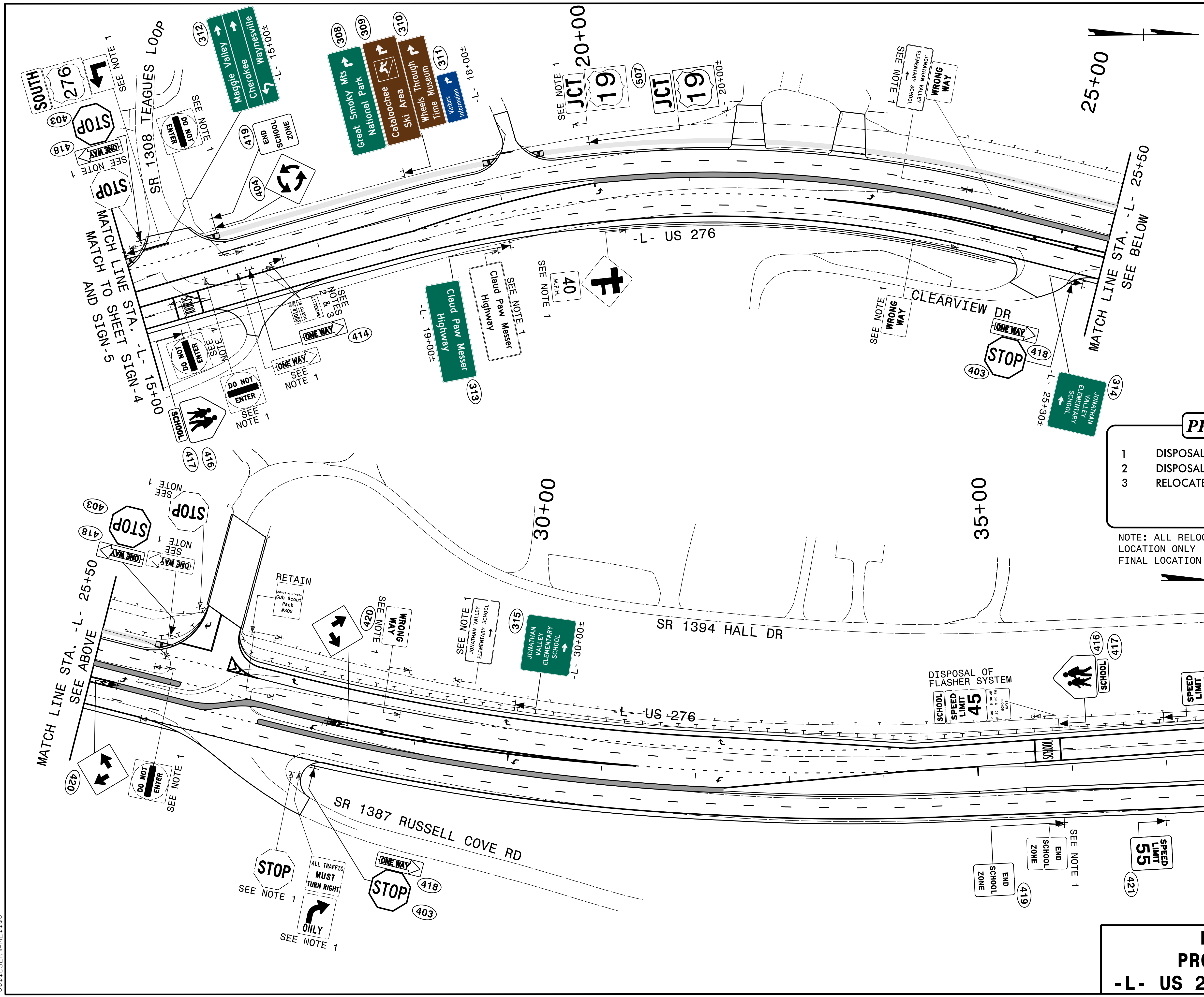
PROJECT NOTES

- 1 DISPOSAL OF SIGN SYSTEM, U-CHANNEL
- 2 DISPOSAL OF SUPPORT, U-CHANNEL
- 3 RELOCATE SIGN, TYPE E

EXISTING SIGNS
 -Y- US 19
 -L- US 276 10+00 TO 15+00

\$\$\$SYTIME\$\$\$
 \$\$\$DGN\$\$\$
 \$\$\$USERNAME\$\$\$

TIP NO. R-5921	SHEET NO. SIGN-6
APPROVED:  DATE: 8/26/2024	
SEAL 	
DOCUMENT NOT CONSIDERED FINAL UNLESS ALL SIGNATURES COMPLETED	
TGS ENGINEERS 201 W. MARION ST. STE 200 SHELBY, NC 28150 PH. (704) 476-0003 CORP. LICENSE NO.: C-0275	




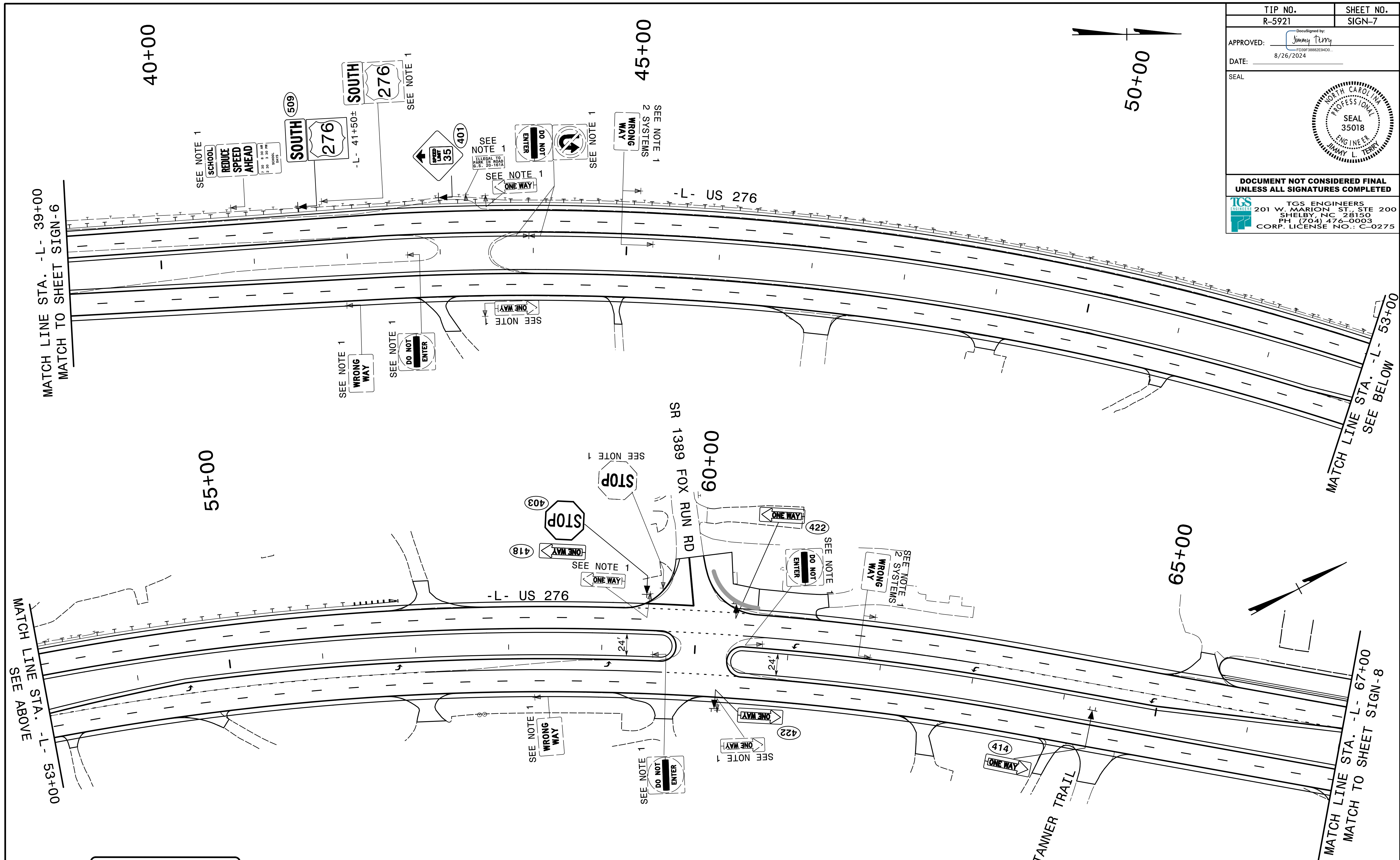
- PROJECT NOTES**
- DISPOSAL OF SIGN SYSTEM, U-CHANNEL
 - DISPOSAL OF SUPPORT, U-CHANNEL
 - RELOCATE SIGN, TYPE E

NOTE: ALL RELOCATED SIGNS ARE SHOWN ON APPROX. LOCATION ONLY
FINAL LOCATION DETERMINED BY THE ENGINEER.

EXISTING & PROPOSED SIGNS
-L- US 276 15+00 TO 39+00

\$\$\$SYTIME\$\$\$
\$\$\$DGN\$\$\$
\$\$\$USERNAME\$\$\$

TIP NO. R-5921	SHEET NO. SIGN-7
APPROVED: <i>Jimmy Terry</i> FDS9F38882E9400	
DATE: 8/26/2024	
SEAL 	
DOCUMENT NOT CONSIDERED FINAL UNLESS ALL SIGNATURES COMPLETED	
TGS ENGINEERS 201 W. MARION ST. STE 200 SHELBY, NC 28150 PH (704) 476-0003 CORP. LICENSE NO.: C-0275	




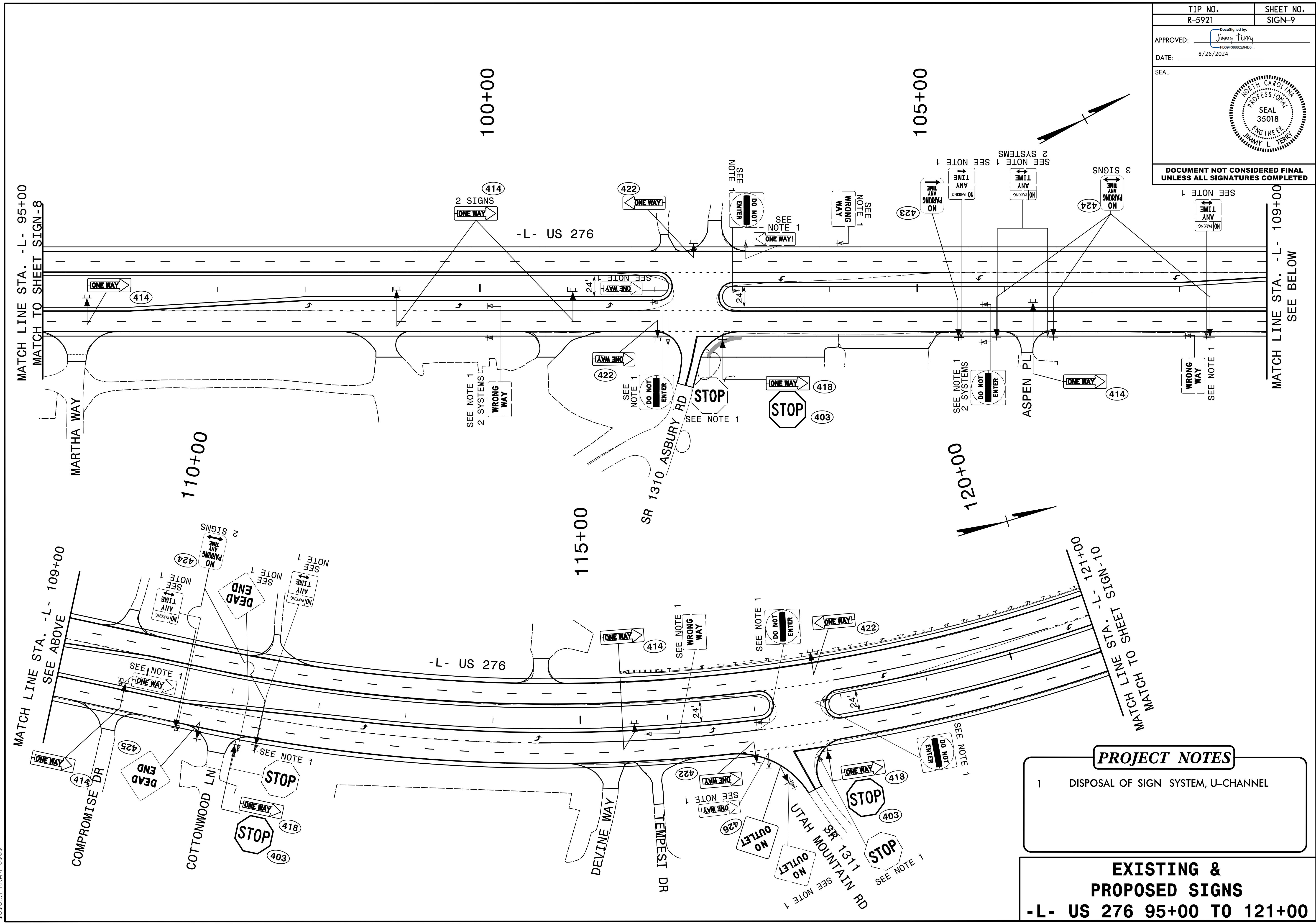
PROJECT NOTES

- 1 DISPOSAL OF SIGN SYSTEM, U-CHANNEL

**EXISTING &
PROPOSED SIGNS**
-L- US 276 39+00 TO 67+00

\$\$\$SYTIME\$\$\$
\$\$\$DGN\$\$\$
\$\$\$USERNAME\$\$\$

TIP NO. R-5921	SHEET NO. SIGN-9
APPROVED: <i>Jimmy Terry</i> F039F3882E84D0	
DATE: 8/26/2024	
SEAL 	
DOCUMENT NOT CONSIDERED FINAL UNLESS ALL SIGNATURES COMPLETED	




\$\$\$SYTIME\$\$\$
\$\$\$DGN\$\$\$
\$\$\$USERNAME\$\$\$

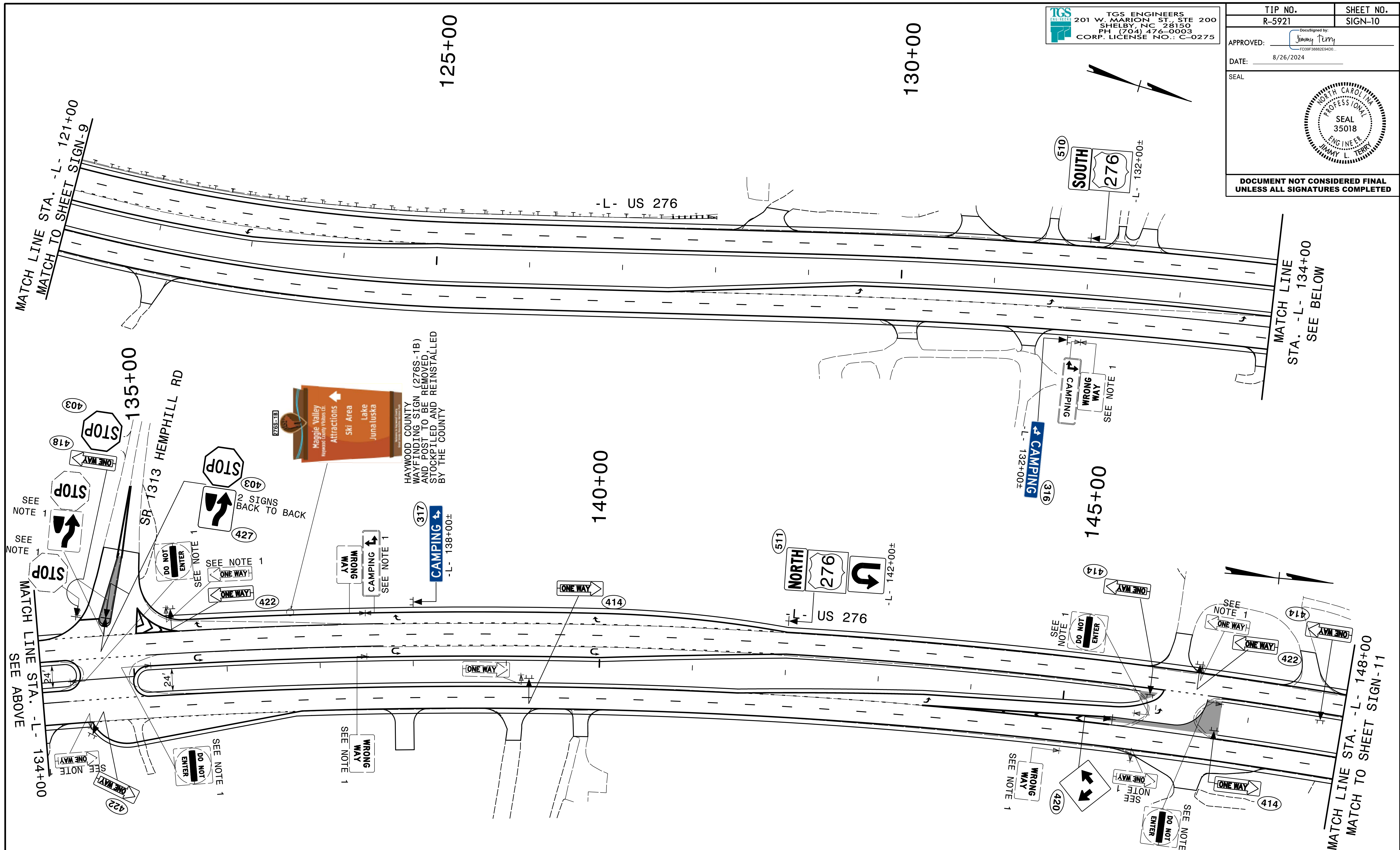
PROJECT NOTES

1 DISPOSAL OF SIGN SYSTEM, U-CHANNEL

EXISTING & PROPOSED SIGNS
-L- US 276 95+00 TO 121+00

TGS ENGINEERS
201 W. MARION ST. STE 200
SHELBY, NC 28150
PH (704) 476-0003
CORP. LICENSE NO.: C-0275

TIP NO. R-5921	SHEET NO. SIGN-10
APPROVED: <i>Jimmy Terry</i> FD38F388B2E94D0	
DATE: 8/26/2024	
SEAL	
	
DOCUMENT NOT CONSIDERED FINAL UNLESS ALL SIGNATURES COMPLETED	



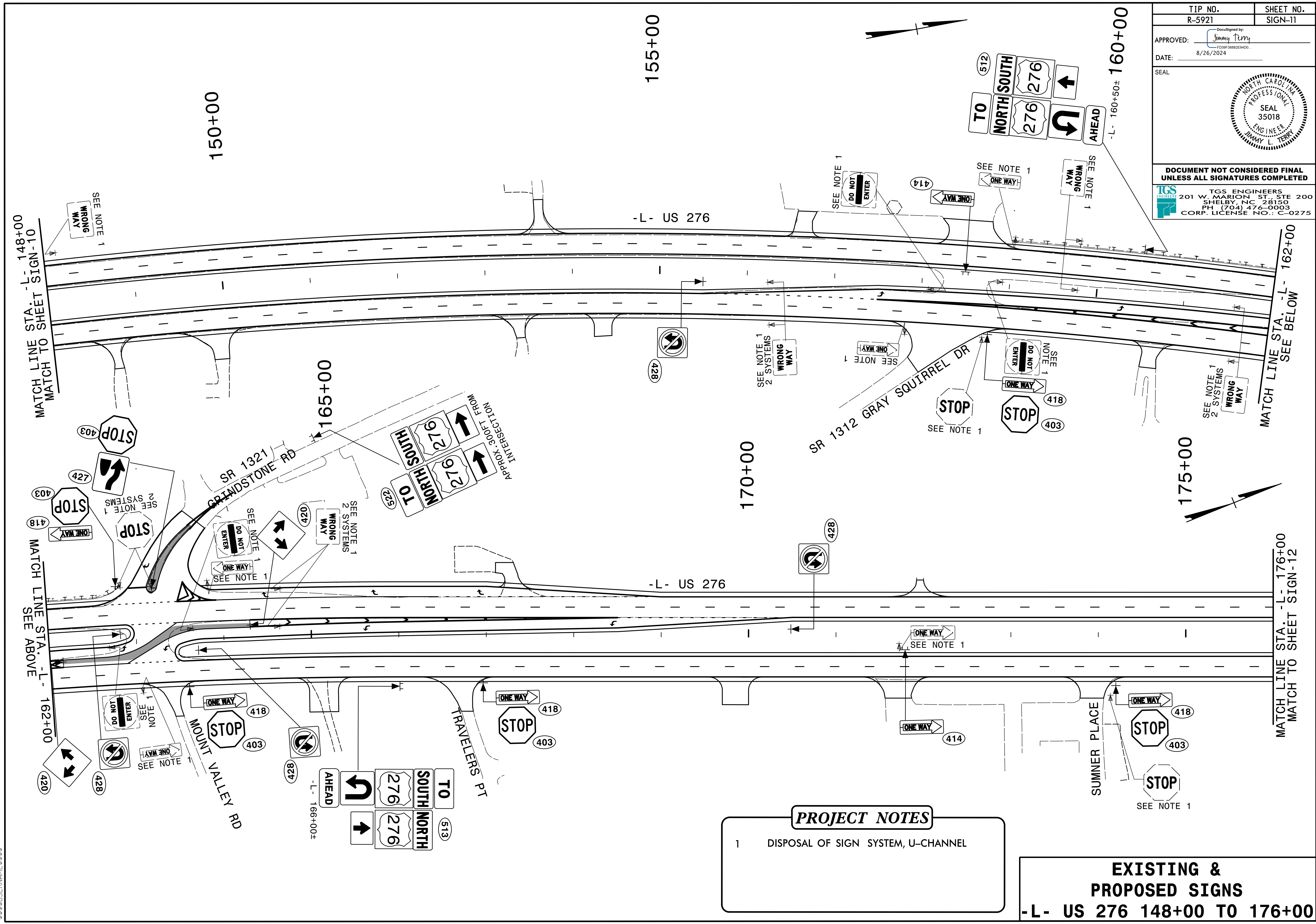
PROJECT NOTES

- 1 DISPOSAL OF SIGN SYSTEM, U-CHANNEL

**EXISTING &
PROPOSED SIGNS**
-L- US 276 121+00 TO 148+00

\$\$\$SYTIME\$\$\$
 \$\$\$DGN\$\$\$
 \$\$\$USERNAME\$\$\$
 \$\$\$\$\$\$

TIP NO. R-5921	SHEET NO. SIGN-11
APPROVED: <i>Jimmy Terry</i> DATE: 8/26/2024	
<p>DOCUMENT NOT CONSIDERED FINAL UNLESS ALL SIGNATURES COMPLETED</p> <p>TGS ENGINEERS 201 W. MARION ST. STE 200 SHELBY, NC 28150 PH. (704) 476-0003 CORP. LICENSE NO.: C-0275</p>	




PROJECT NOTES

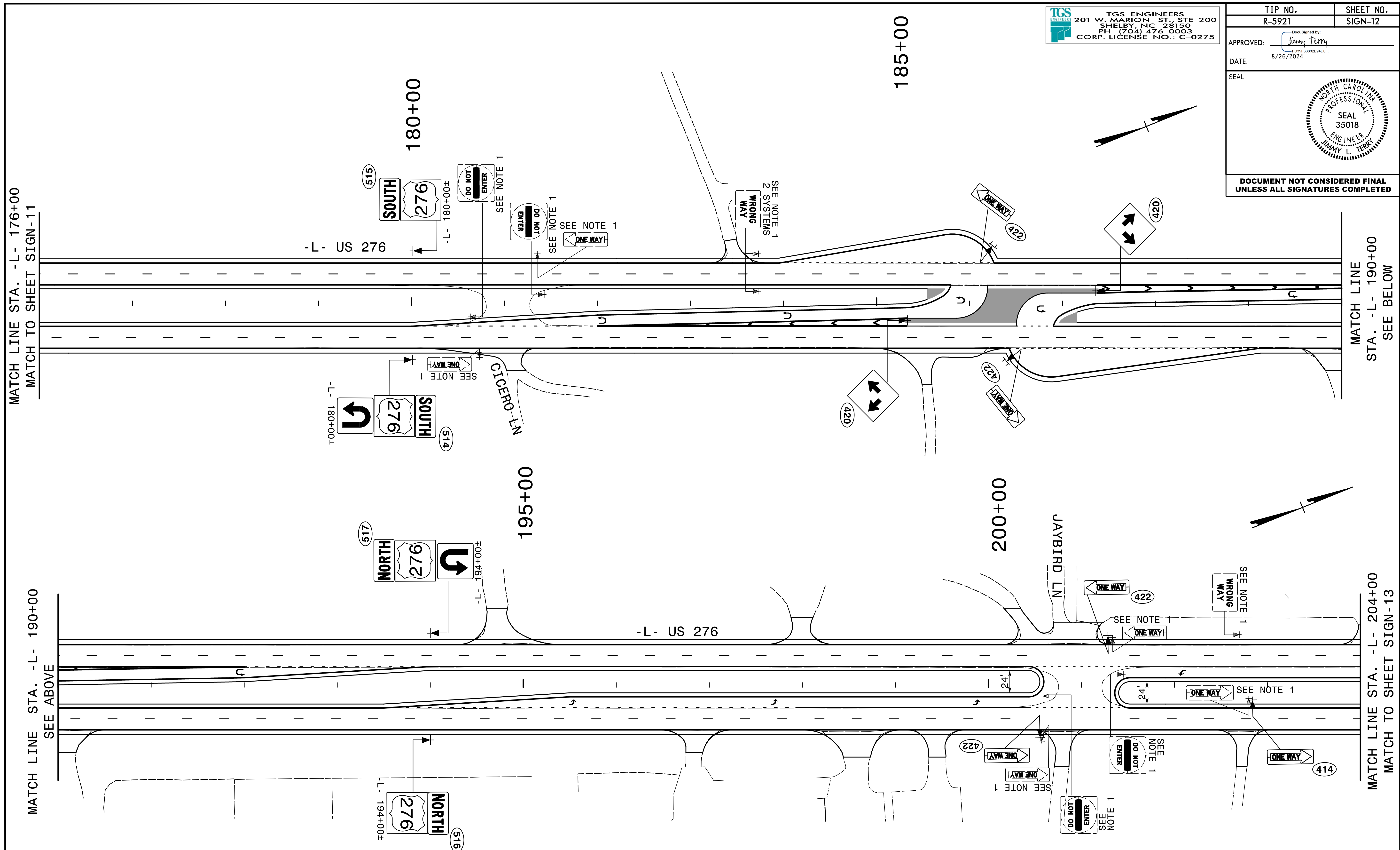
1 DISPOSAL OF SIGN SYSTEM, U-CHANNEL

EXISTING & PROPOSED SIGNS
-L- US 276 148+00 TO 176+00

\$\$\$SYTIME\$\$\$
\$\$\$USERNAME\$\$\$

TGS ENGINEERS
201 W. MARION ST. STE 200
SHELBY, NC 28150
PH (704) 476-0003
CORP. LICENSE NO.: C-0275

TIP NO. R-5921	SHEET NO. SIGN-12
APPROVED: <i>Jimmy Terry</i> DocuSigned by: Jimmy Terry FD39F388B2E5400	
DATE: 8/26/2024	
SEAL 	
DOCUMENT NOT CONSIDERED FINAL UNLESS ALL SIGNATURES COMPLETED	




PROJECT NOTES

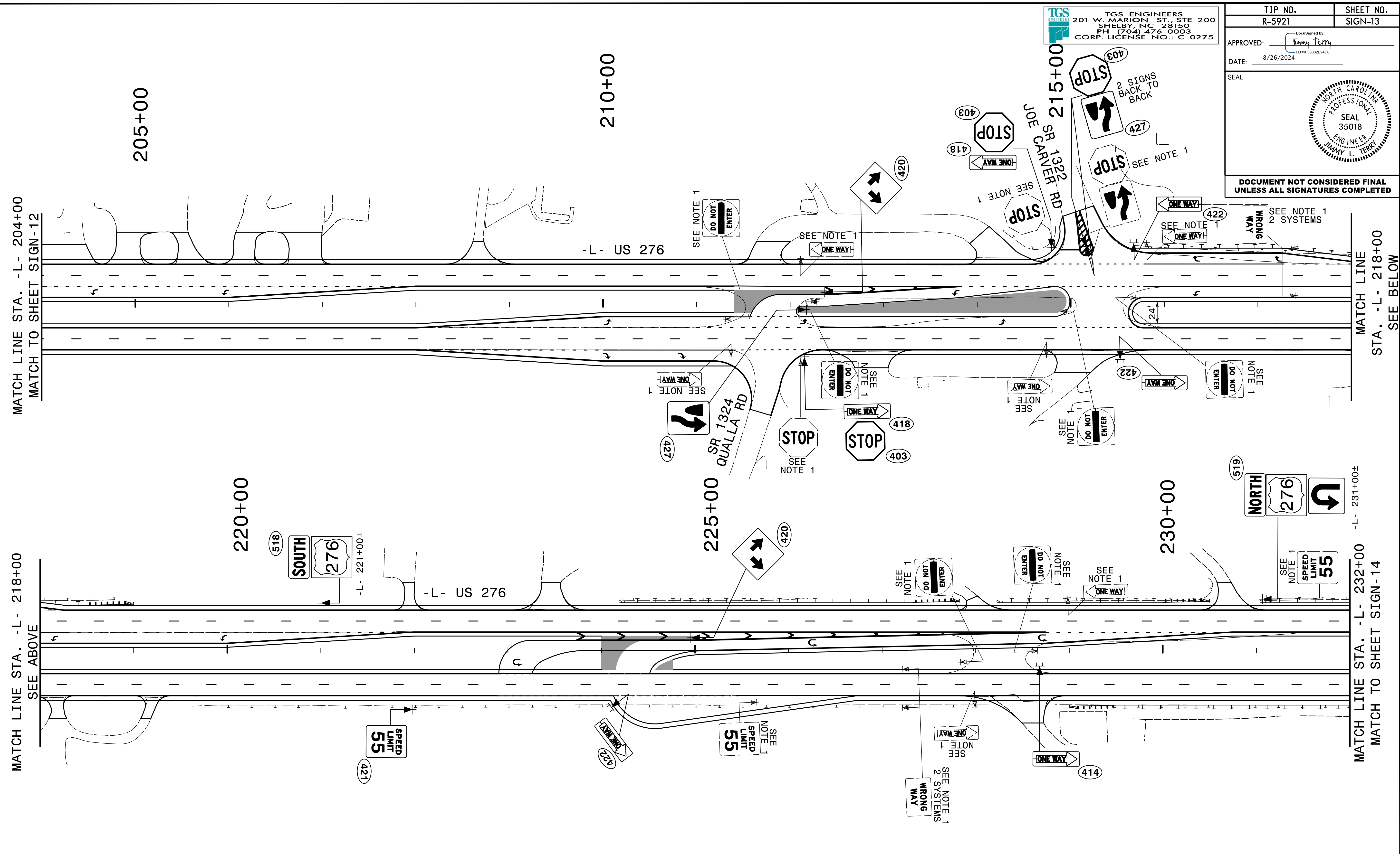
1 DISPOSAL OF SIGN SYSTEM, U-CHANNEL

EXISTING & PROPOSED SIGNS
-L- US 276 176+00 TO 204+00

\$\$\$SYTIME\$\$\$
\$\$\$DGN\$\$\$
\$\$\$USERNAME\$\$\$

TGS ENGINEERS
201 W. MARION ST. STE 200
SHELBY, NC 28150
PH (704) 476-0003
CORP. LICENSE NO.: C-0275

TIP NO. R-5921	SHEET NO. SIGN-13
APPROVED: <i>Jimmy Terry</i> DocuSigned by: Jimmy Terry FD39F3888CE9400	
DATE: 8/26/2024	
SEAL 	
DOCUMENT NOT CONSIDERED FINAL UNLESS ALL SIGNATURES COMPLETED	



MATCH LINE STA. -L- 218+00
SEE ABOVE

MATCH LINE STA. -L- 204+00
MATCH TO SHEET SIGN-12

MATCH LINE STA. -L- 232+00
MATCH TO SHEET SIGN-14

MATCH LINE
STA. -L- 218+00
SEE BELOW


PROJECT NOTES

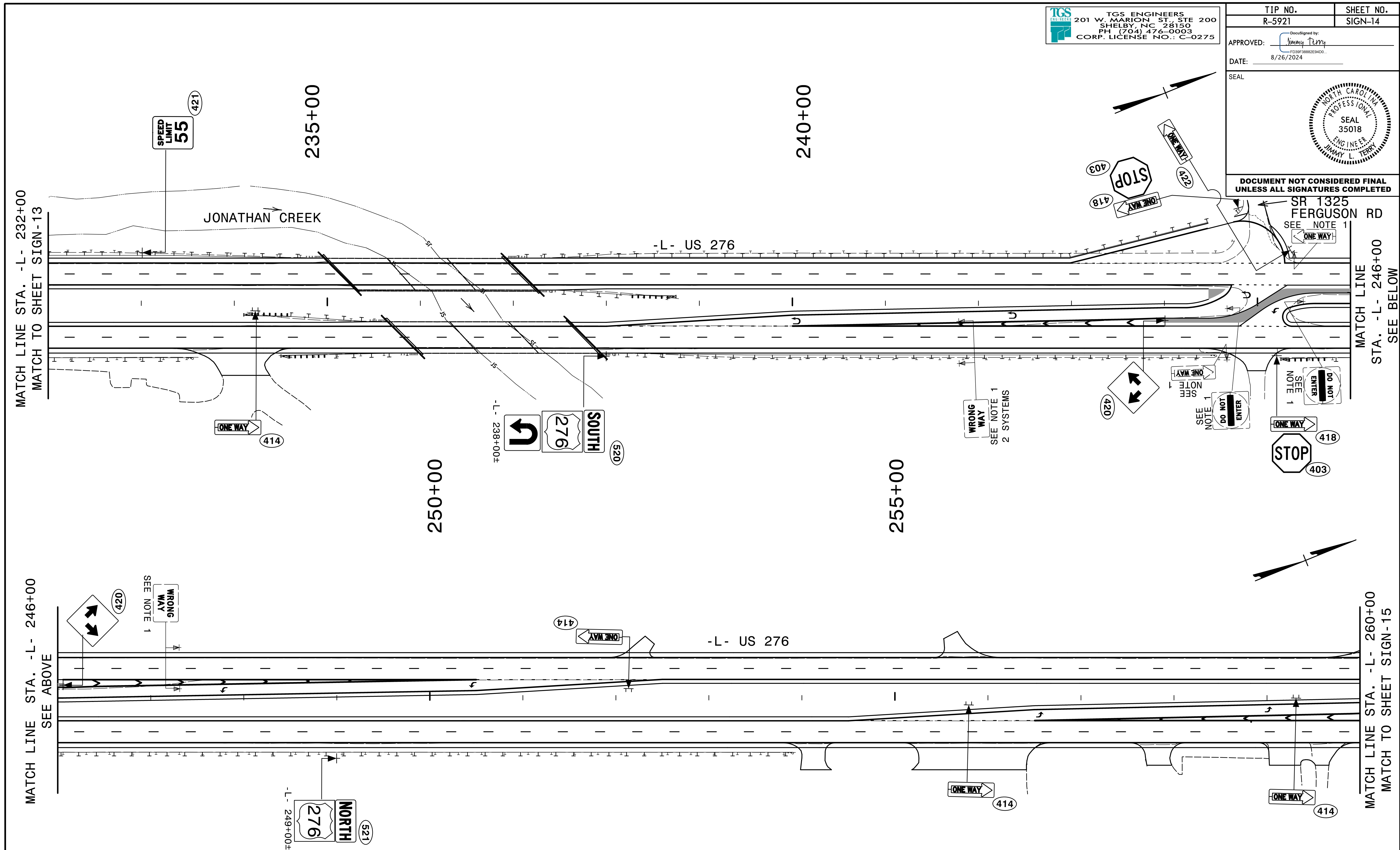
- 1 DISPOSAL OF SIGN SYSTEM, U-CHANNEL

**EXISTING &
PROPOSED SIGNS**
-L- US 276 204+00 TO 232+00

\$\$\$SYTIME\$\$\$
\$\$\$DGN\$\$\$
\$\$\$USER\$\$\$

TGS ENGINEERS
201 W. MARION ST. STE 200
SHELBY, NC 28150
PH (704) 476-0003
CORP. LICENSE NO.: C-0275

TIP NO. R-5921	SHEET NO. SIGN-14
APPROVED: <i>Jimmy Terry</i> DATE: 8/26/2024	
SEAL 	
DOCUMENT NOT CONSIDERED FINAL UNLESS ALL SIGNATURES COMPLETED	




PROJECT NOTES

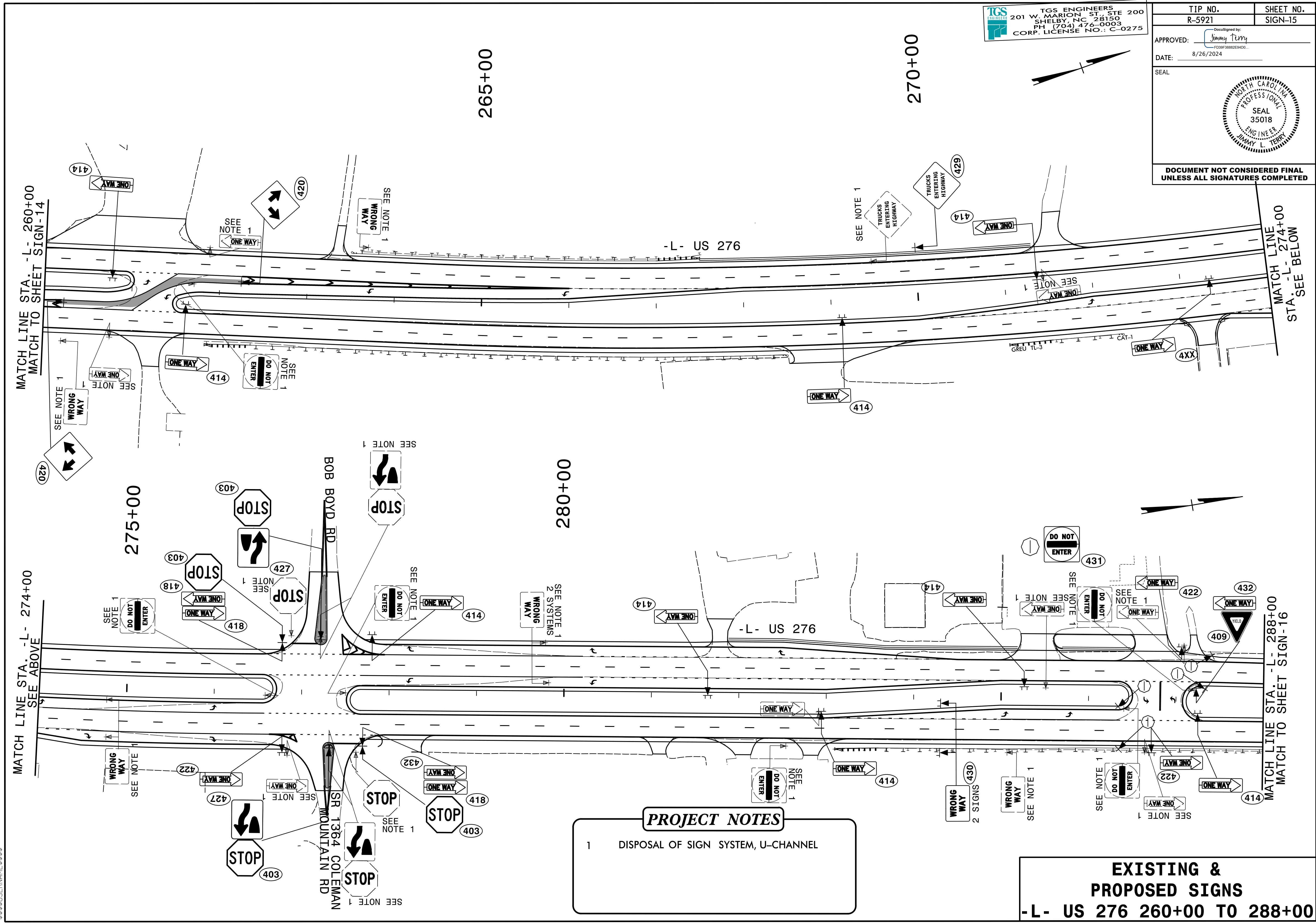
1 DISPOSAL OF SIGN SYSTEM, U-CHANNEL

EXISTING & PROPOSED SIGNS
-L- US 276 232+00 TO 260+00

\$\$\$SYTIME\$\$\$
 \$\$\$CON\$\$\$
 \$\$\$USERNAME\$\$\$

TGS ENGINEERS
201 W. MARION ST., STE 200
SHELBY, NC 28150
PH: (704) 476-0003
CORP. LICENSE NO.: C-0275

TIP NO. R-5921	SHEET NO. SIGN-15
APPROVED: <i>Jimmy Terry</i> FD3838882E8400	
DATE: 8/26/2024	
SEAL 	
DOCUMENT NOT CONSIDERED FINAL UNLESS ALL SIGNATURES COMPLETED	

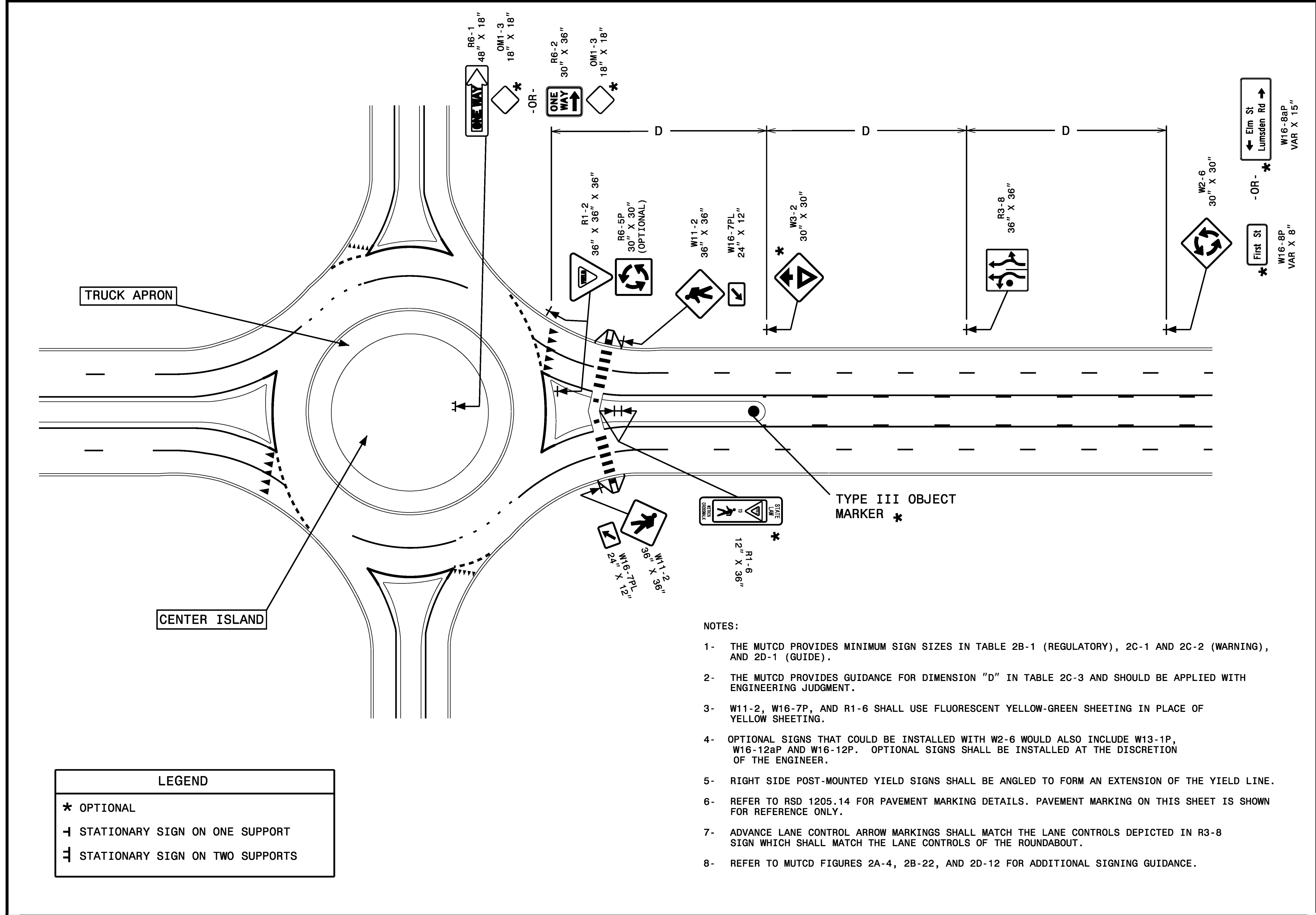


PROJECT NOTES

1 DISPOSAL OF SIGN SYSTEM, U-CHANNEL

EXISTING & PROPOSED SIGNS
-L- US 276 260+00 TO 288+00

\$\$\$SYTIME\$\$\$
\$\$\$DGN\$\$\$
\$\$\$USERNAME\$\$\$



LEGEND	
* OPTIONAL	
→	STATIONARY SIGN ON ONE SUPPORT
⇄	STATIONARY SIGN ON TWO SUPPORTS

- NOTES:
- 1- THE MUTCD PROVIDES MINIMUM SIGN SIZES IN TABLE 2B-1 (REGULATORY), 2C-1 AND 2C-2 (WARNING), AND 2D-1 (GUIDE).
 - 2- THE MUTCD PROVIDES GUIDANCE FOR DIMENSION "D" IN TABLE 2C-3 AND SHOULD BE APPLIED WITH ENGINEERING JUDGMENT.
 - 3- W11-2, W16-7P, AND R1-6 SHALL USE FLUORESCENT YELLOW-GREEN SHEETING IN PLACE OF YELLOW SHEETING.
 - 4- OPTIONAL SIGNS THAT COULD BE INSTALLED WITH W2-6 WOULD ALSO INCLUDE W13-1P, W16-12aP AND W16-12P. OPTIONAL SIGNS SHALL BE INSTALLED AT THE DISCRETION OF THE ENGINEER.
 - 5- RIGHT SIDE POST-MOUNTED YIELD SIGNS SHALL BE ANGLED TO FORM AN EXTENSION OF THE YIELD LINE.
 - 6- REFER TO RSD 1205.14 FOR PAVEMENT MARKING DETAILS. PAVEMENT MARKING ON THIS SHEET IS SHOWN FOR REFERENCE ONLY.
 - 7- ADVANCE LANE CONTROL ARROW MARKINGS SHALL MATCH THE LANE CONTROLS DEPICTED IN R3-8 SIGN WHICH SHALL MATCH THE LANE CONTROLS OF THE ROUNDABOUT.
 - 8- REFER TO MUTCD FIGURES 2A-4, 2B-22, AND 2D-12 FOR ADDITIONAL SIGNING GUIDANCE.

STATE OF
NORTH CAROLINA
DEPT. OF TRANSPORTATION
DIVISION OF HIGHWAYS
RALEIGH, N.C.

**ROADWAY DETAIL DRAWING FOR
TWO LANE ROUNDABOUT
SIGNING, WITH PEDESTRIANS**

SHEET 2 OF 2
910D40



8/29/2024

CONTRACTS STANDARDS AND DEVELOPMENT UNIT	
Office 919-707-8950	FAX 919-250-4119
SEE TITLE BLOCK	
ORIGINAL BY: <u>rsgallo</u>	DATE: <u>02-29-2024</u>
MODIFIED BY: _____	DATE: _____
CHECKED BY: _____	DATE: _____
FILE SPEC.: _____	