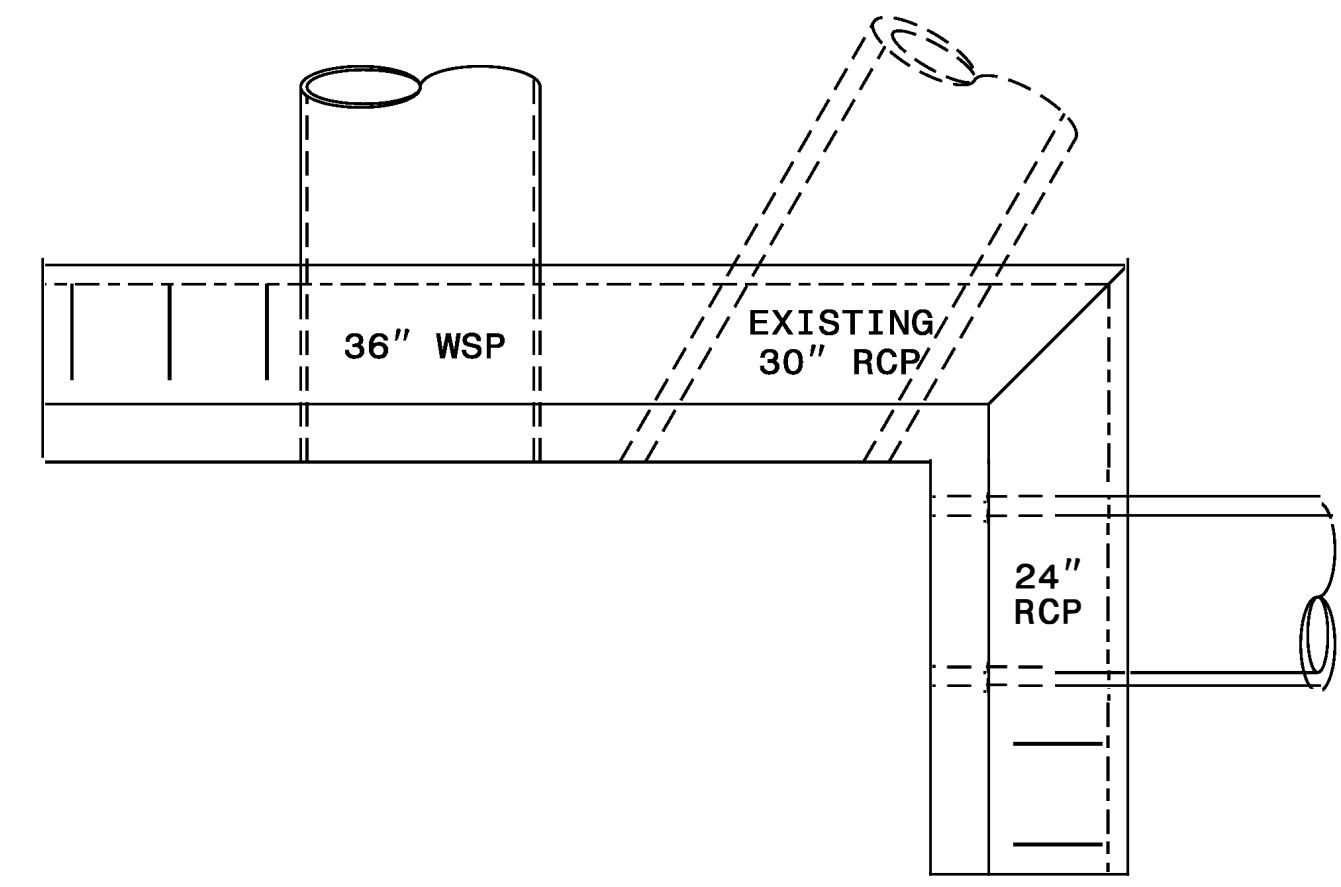


STATE OF NORTH CAROLINA
DEPT. OF TRANSPORTATION
DIVISION OF HIGHWAYS
RALEIGH, N.C.

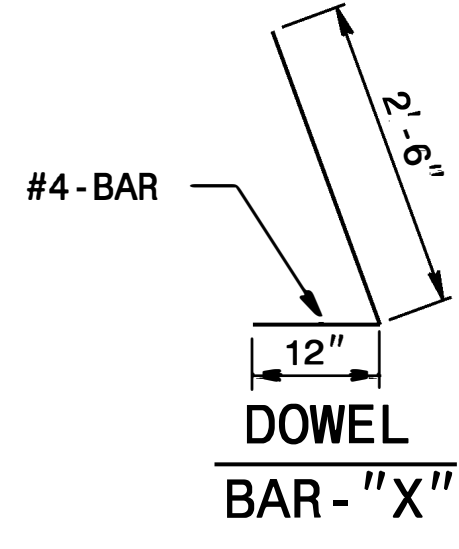
ROADWAY STANDARD DRAWING FOR
CONCRETE "L" ENDWALL FOR
SINGLE AND DOUBLE PIPE CULVERTS

STATE OF NORTH CAROLINA
DEPT. OF TRANSPORTATION
DIVISION OF HIGHWAYS
RALEIGH, N.C.

ROADWAY STANDARD DRAWING FOR
CONCRETE "L" ENDWALL FOR
SINGLE AND DOUBLE PIPE CULVERTS

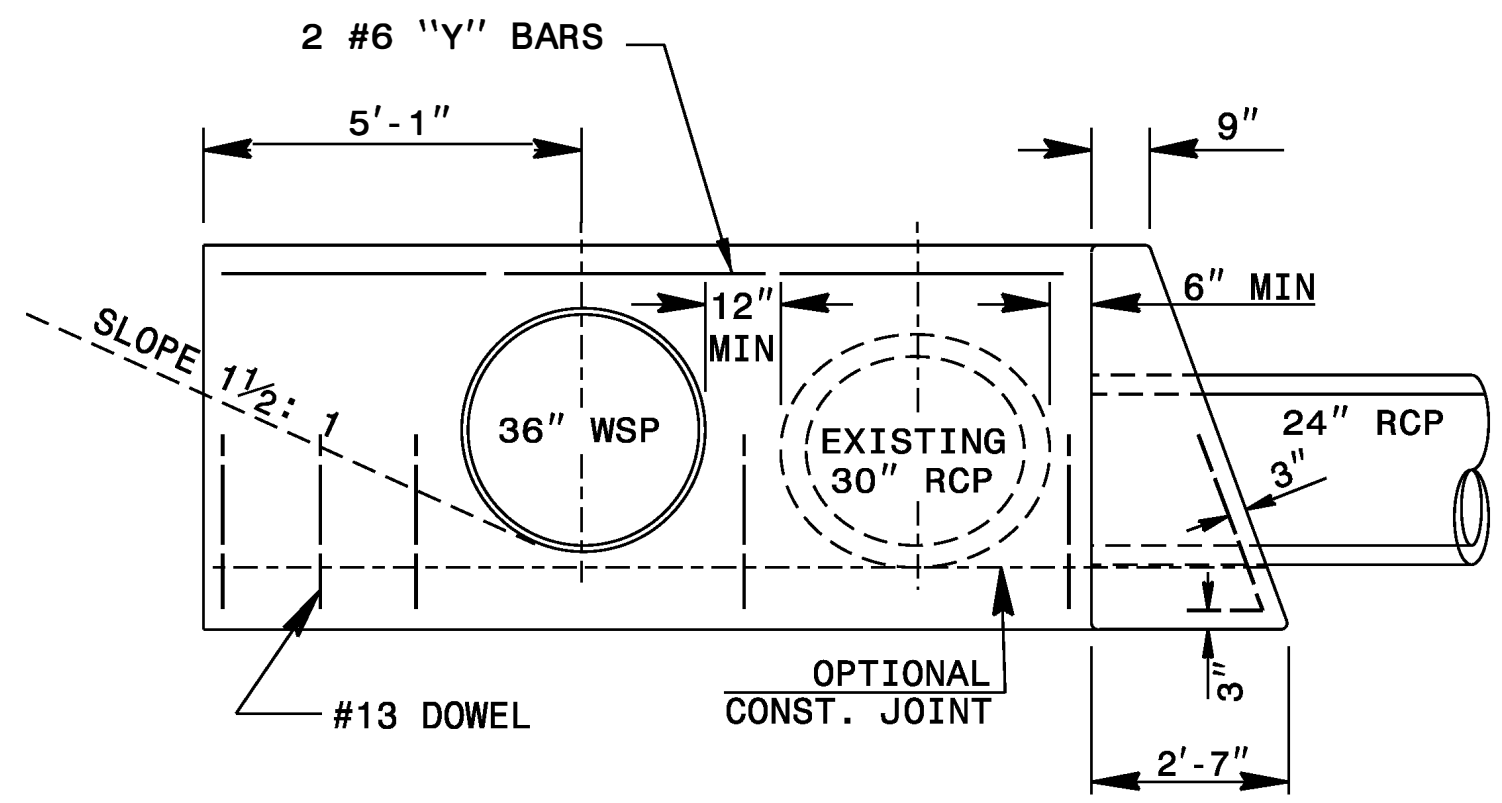


PLAN

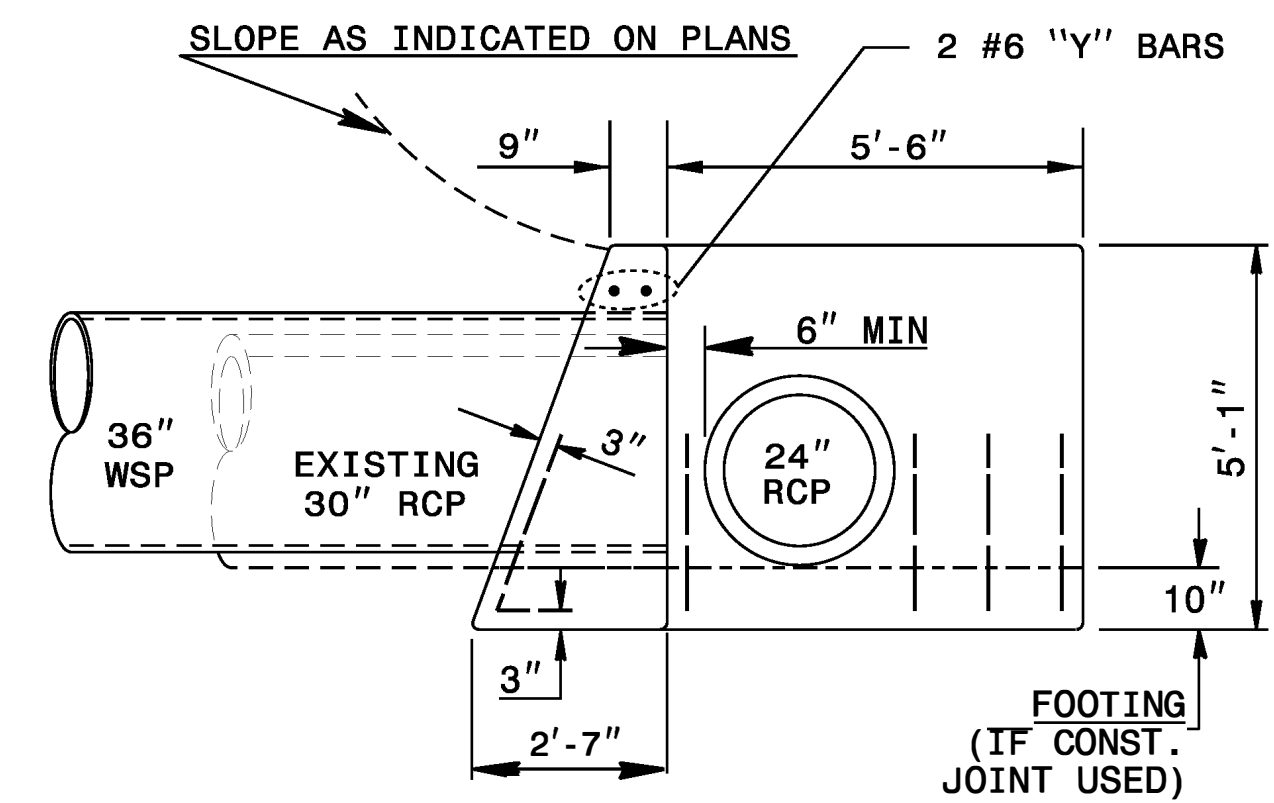


| QUANTITIES | | | | |
|------------------------------------|-----|------|--------|--------|
| BAR | NO. | SIZE | LENGTH | WEIGHT |
| X | 11 | 4 | 3'-6" | 26 |
| Y | 2 | 6 | 11'-3" | 34 |
| TOTAL REINF. STEEL (lbs.) | | | | 60 |
| CLASS "B" CONC. (yd ³) | | | | 5.8 |

* NO DEDUCTION HAS BEEN MADE FOR PIPES



ELEVATION




END ELEVATION

GENERAL NOTES:
 ALL CORNERS SHALL BE CHAMFERED 1 INCH. CLASS "B" CONCRETE SHALL BE USED.
 IF CONTRACTOR ELECTS TO USE CONSTRUCTION JOINT AT BOTTOM OF PIPE, BAR 'X' DOWELS SHALL BE PLACED IN THE BASE AS SHOWN ON PLANS. SPACING OF BARS IS APPROXIMATELY 12 INCHES ON CENTER UNLESS THE ENGINEER SPECIFIES OTHERWISE.
 WHEN CONTRACTOR ELECTS TO USE CONSTRUCTION JOINT AT BOTTOM OF PIPE AND POURS BASE SEPERATELY, THE TOP OF BASE SHALL BE LEFT ROUGH.
 FORMS ARE TO BE USED FOR THE CONSTRUCTION OF THE BOTTOM SLAB.

SHEET 1 OF 1
838D05

SHEET 1 OF 1
838D05



4/26/2024 | 5:40 AM PDT

**DOCUMENT NOT CONSIDERED FINAL
UNLESS ALL SIGNATURES COMPLETED**

**CONTRACTS STANDARDS
AND DEVELOPMENT UNIT**
Office 919-707-6950 FAX 919-250-4119

SEE NAME PLATE

| | |
|--|---------------------|
| ORIGINAL BY: K. KEMPF | DATE: JAN. 17, 2019 |
| MODIFIED BY: | DATE: |
| CHECKED BY: | DATE: |
| FILE SPEC.: kkempff/eng1ish/B5980_838d05.dgn | |