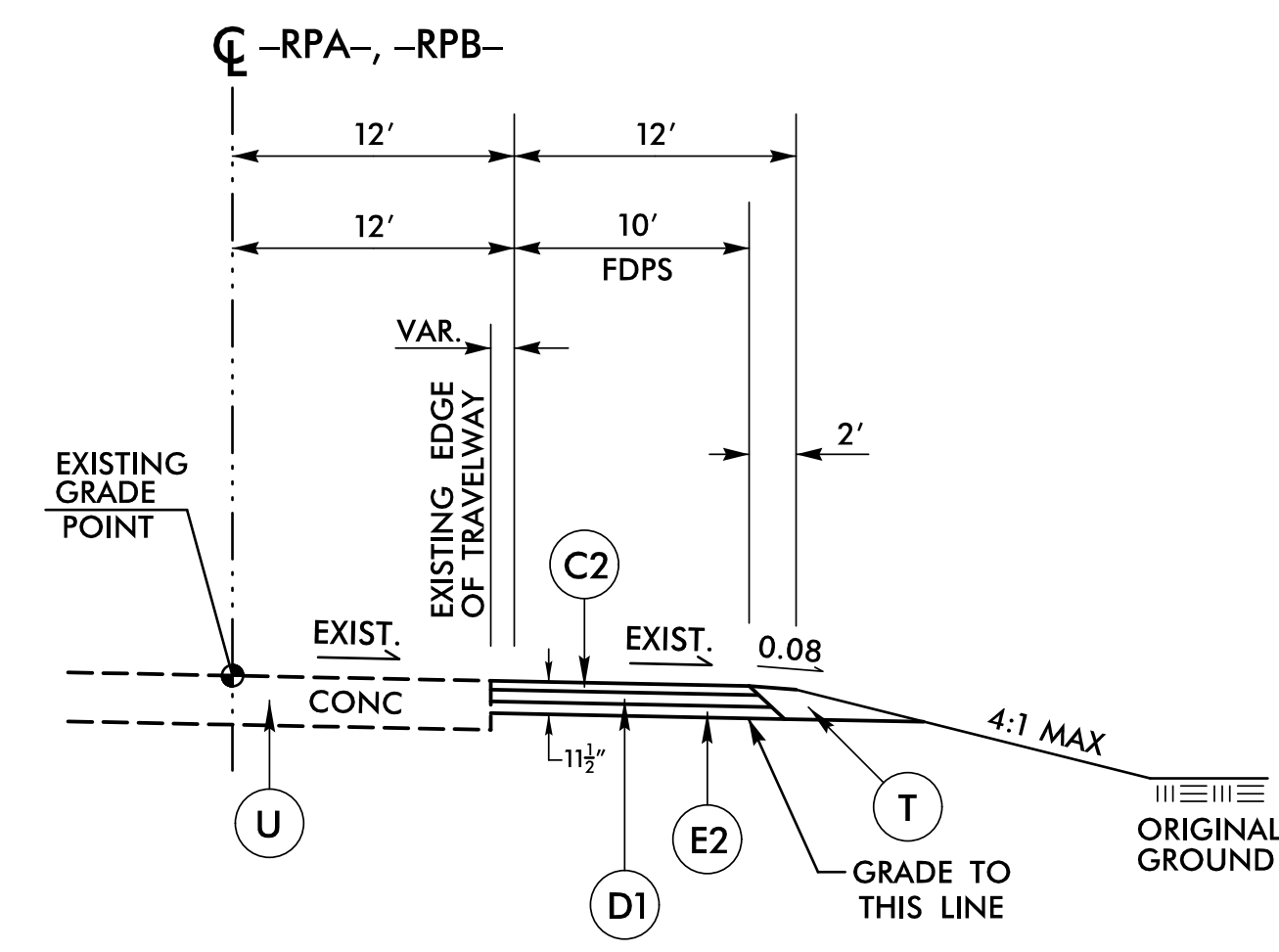
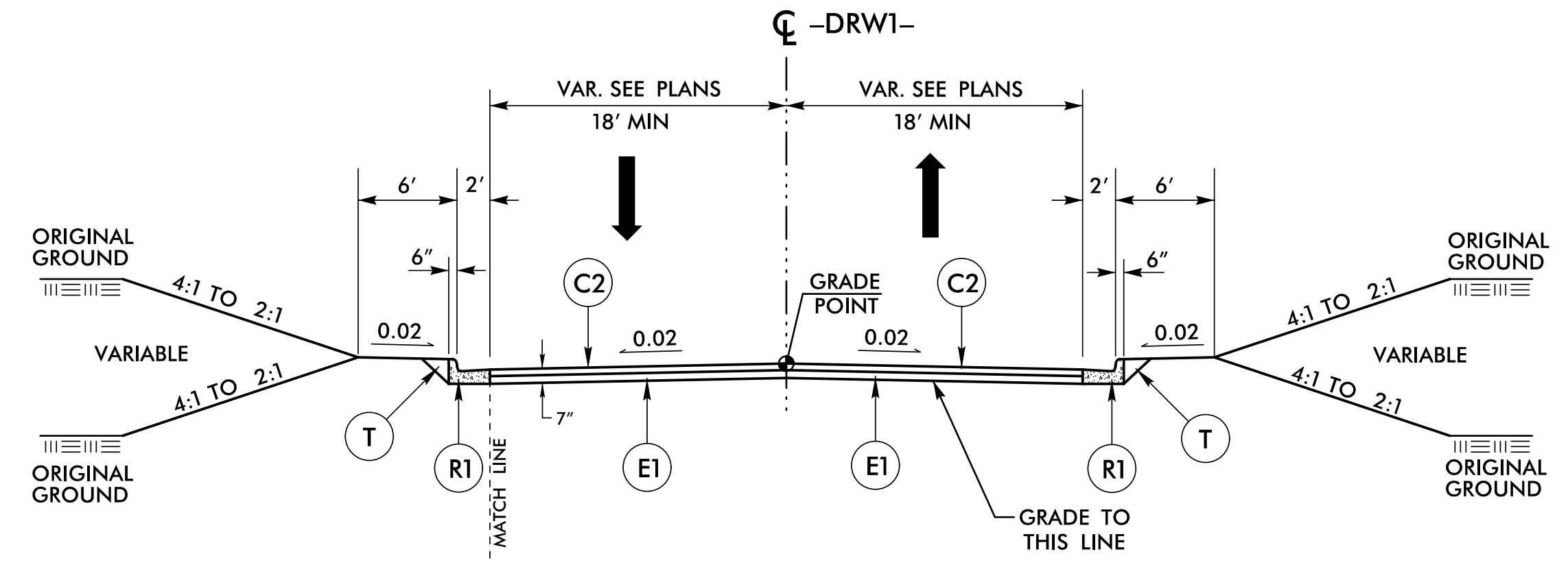


6/2/2024



TYPICAL SECTION NO. 10

USE TYPICAL SECTION NO. 10:
 FROM -RPA- STA. 10+00.00 TO 11+17.33
 FROM -RPB- STA. 10+00.00 TO 11+21.39

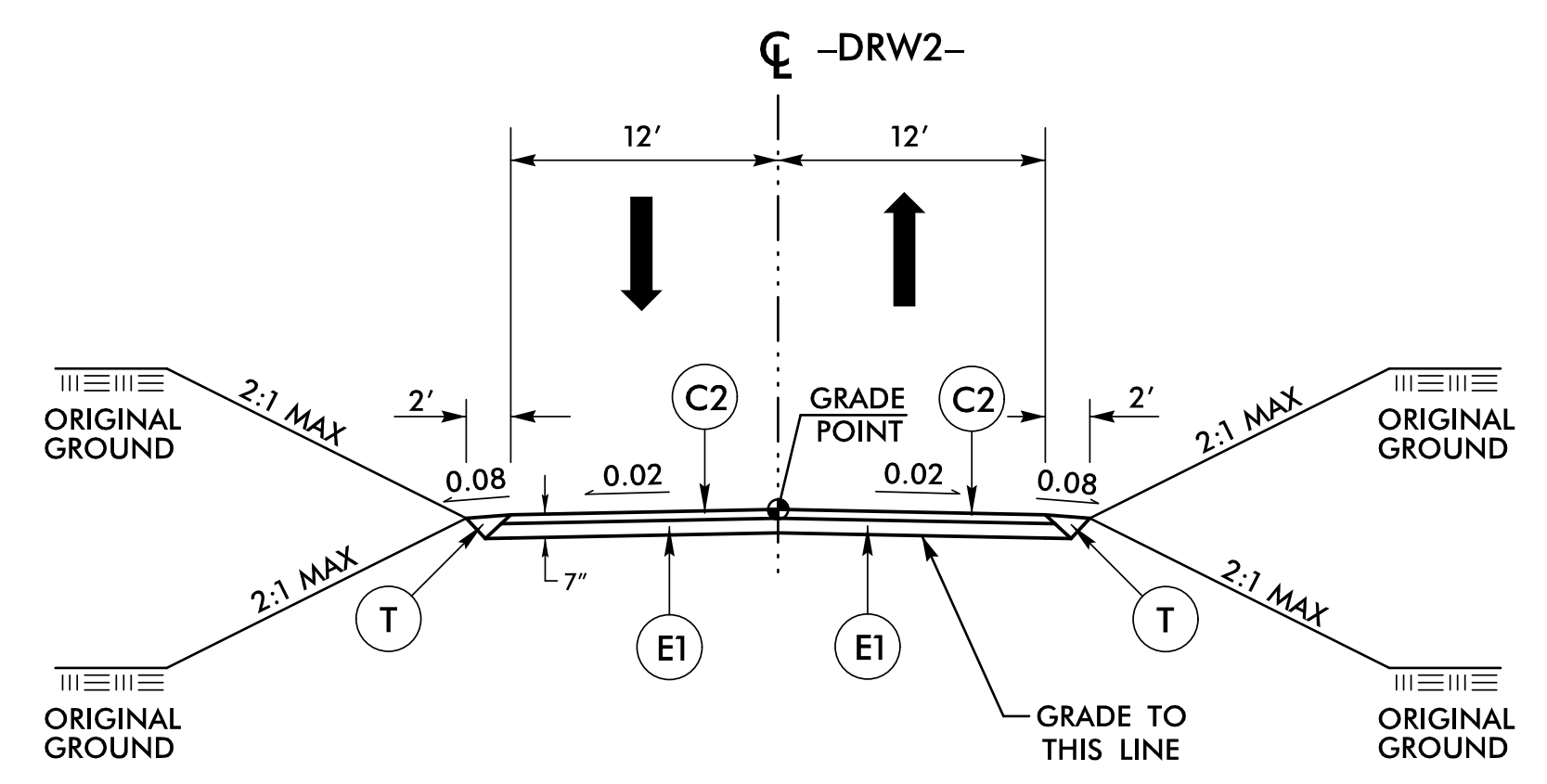


TYPICAL SECTION NO. 11A

USE FOR SHOULDER:
 FROM -DRW1- STA. 10+00.00 TO 10+28.37 LT & RT

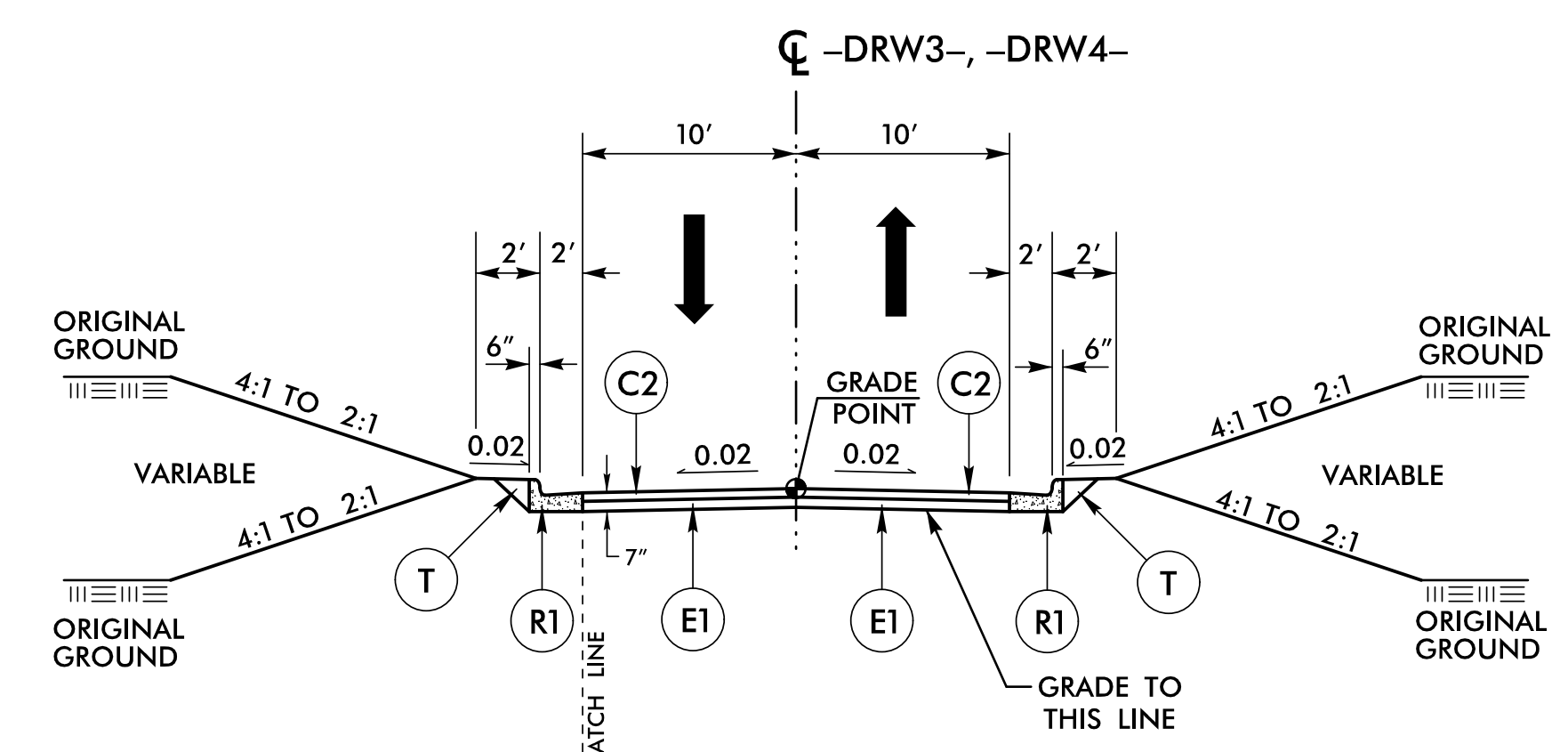
TYPICAL SECTION NO. 11

USE TYPICAL SECTION NO. 11:
 FROM -DRW1- STA. 10+00.00 TO 10+57.00



TYPICAL SECTION NO. 12

USE TYPICAL SECTION NO. 12:
 FROM -DRW2- STA. 10+27.27 TO 11+05.00
 NOTE: USE FOR DRIVEWAY TURNOUT -Y1- STA 17+00 RT



TYPICAL SECTION NO. 13A

USE FOR SHOULDER:
 FROM -DRW3- STA. 10+25.14 TO 10+57.81 LT & RT

TYPICAL SECTION NO. 13

USE TYPICAL SECTION NO. 13:
 FROM -DRW3- STA. 10+25.14 TO 11+05.00
 FROM -DRW4- STA. 10+00.00 TO 10+71.56
 NOTE: USE FOR DRIVEWAY TURNOUT -L- STA 12+45 RT

PROJECT REFERENCE NO. U-6020	SHEET NO. 2A-5
ROADWAY DESIGN ENGINEER MARCUS LOYER 027418	PAVEMENT DESIGN ENGINEER SHIHAI ZHANG 038176
4/26/2024 9:21 AM EDT	4/26/2024 10:12 AM EDT
DOCUMENT NOT CONSIDERED FINAL UNLESS ALL SIGNATURES COMPLETED	
TGS ENGINEERS 706 HILLSBOROUGH ST. SUITE 200 RALEIGH, NC 27603 PH (919) 773-8887 CORP. LICENSE NO.: C-0275	

C1	1 1/2" S9.5C
C2	3" S9.5C
C3	VAR. S9.5C
D1	4" I19.5C
D2	VAR. I19.0C
E1	4" B25.0C
E2	4 1/2" B25.0C
E3	VAR. B25.0C
R1	2'-6" C&G
R2	5" CONC. ISLAND
S	4" CONC. SIDEWALK
T	EARTH MATERIAL
U	EXIST. PAVEMENT
V1	0" - 3" MILLING
V2	1 1/2" MILLING
W	WEDGING

4/26/2024
 C:\Users\mloyer\OneDrive\Documents\Projects\U-6020\Roadway\Proj\U6020\rdy_tjlp.dgn
 User: mloyer