

NOTE:
 THE ESTIMATED QUANTITY OF DUCTILE IRON WATER PIPE FITTINGS ON THIS PLAN SHEET IS 3100 POUNDS. THE ACTUAL QUANTITY AND TYPE OF FITTINGS WILL VARY BASED ON FIELD CONDITIONS.

Dewberry

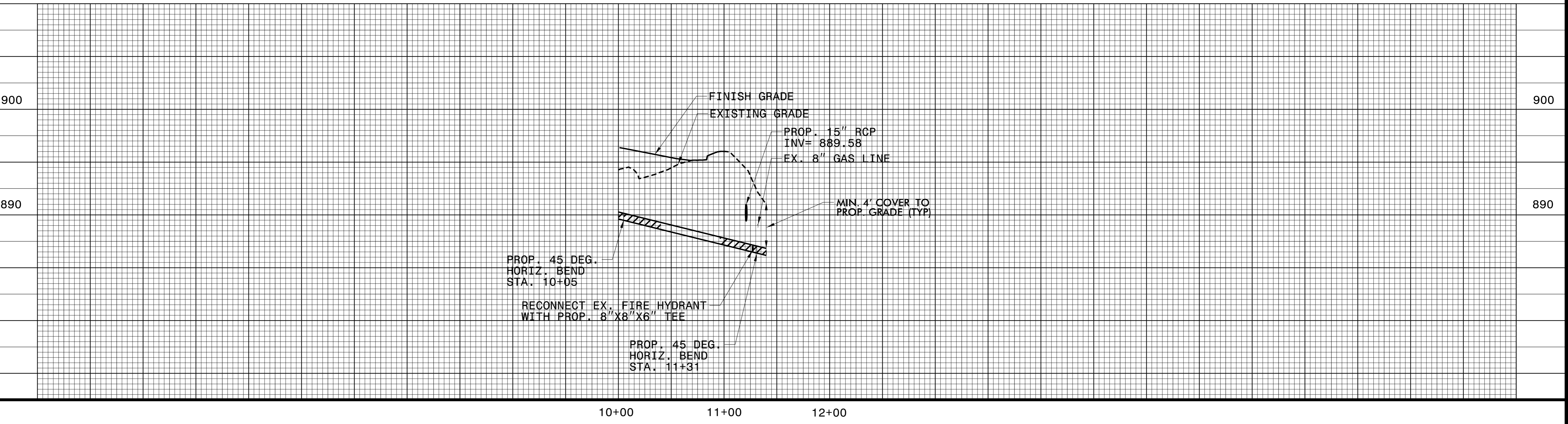
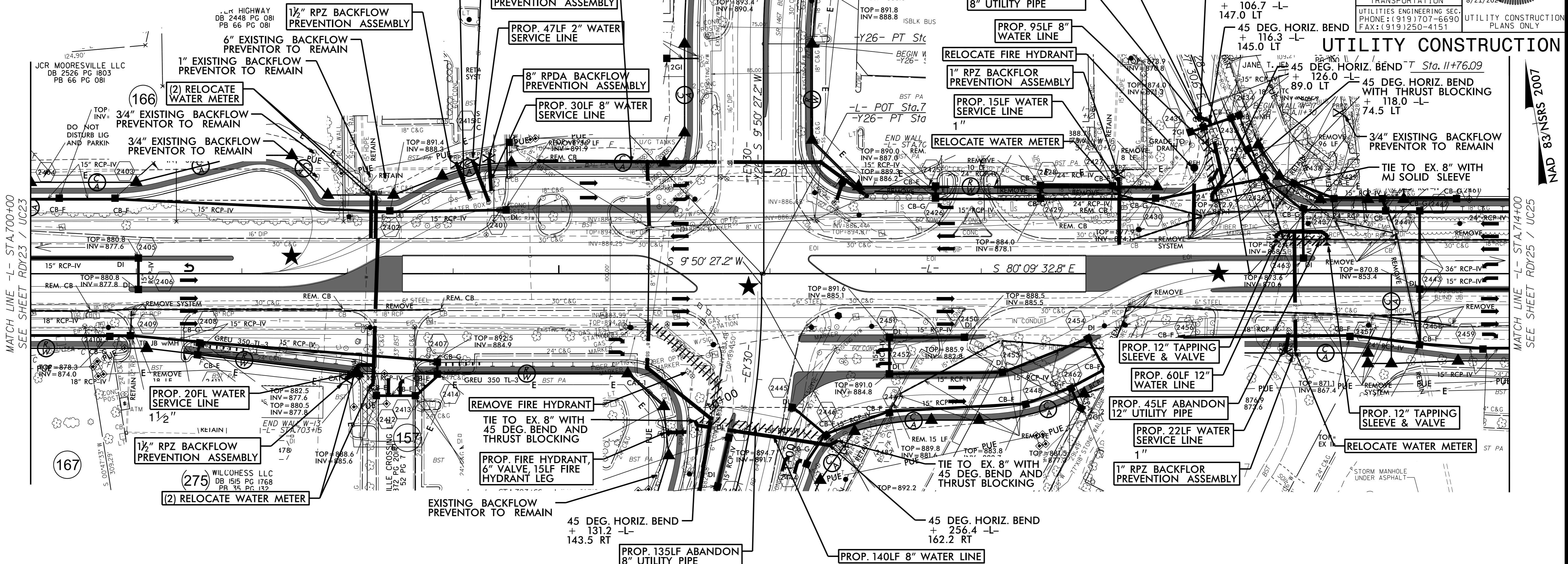
GRAPHIC SCALE
 50 25 0 50 100
 PLANS

PROJECT REFERENCE NO. R-2307B / 1-5717 SHEET NO. UC24

DESIGNED BY: JFA
 DRAWN BY: ACB
 CHECKED BY: EPH
 APPROVED BY: JJW
 REVISED:

NORTH CAROLINA DEPARTMENT OF TRANSPORTATION
 UTILITIES ENGINEERING SEC.
 PHONE: (919) 707-6690
 FAX: (919) 250-4151

8/21/2014
 UTILITY CONSTRUCTION PLANS ONLY



900

900

890

890


10+00 11+00 12+00

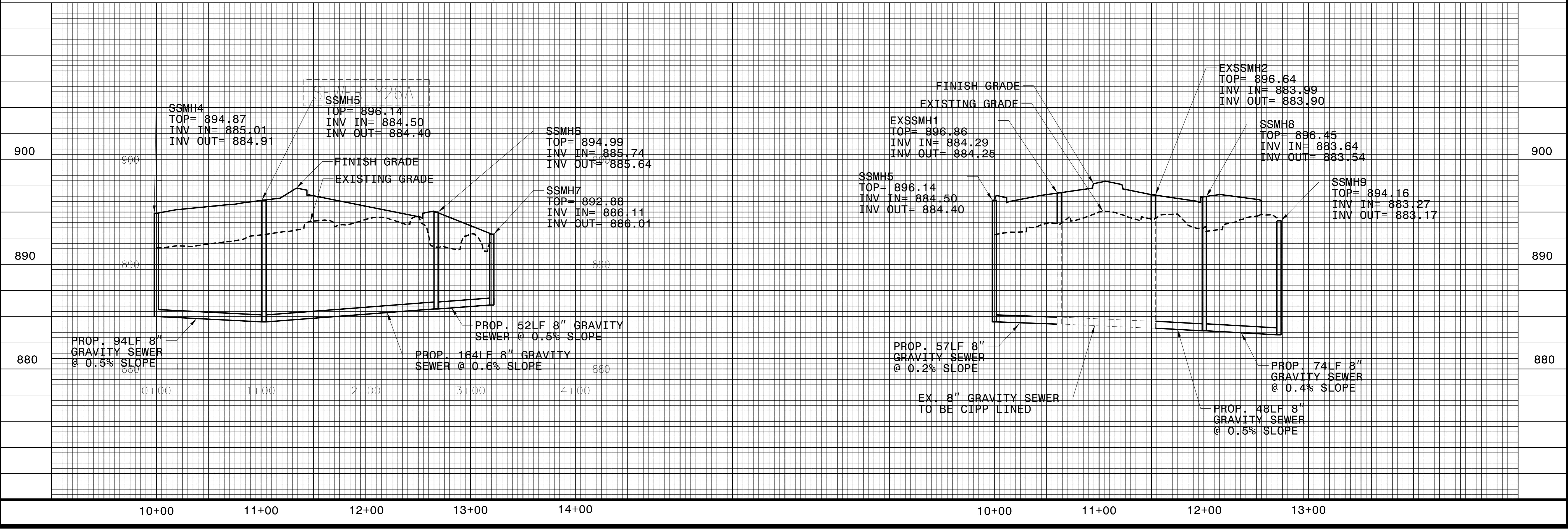
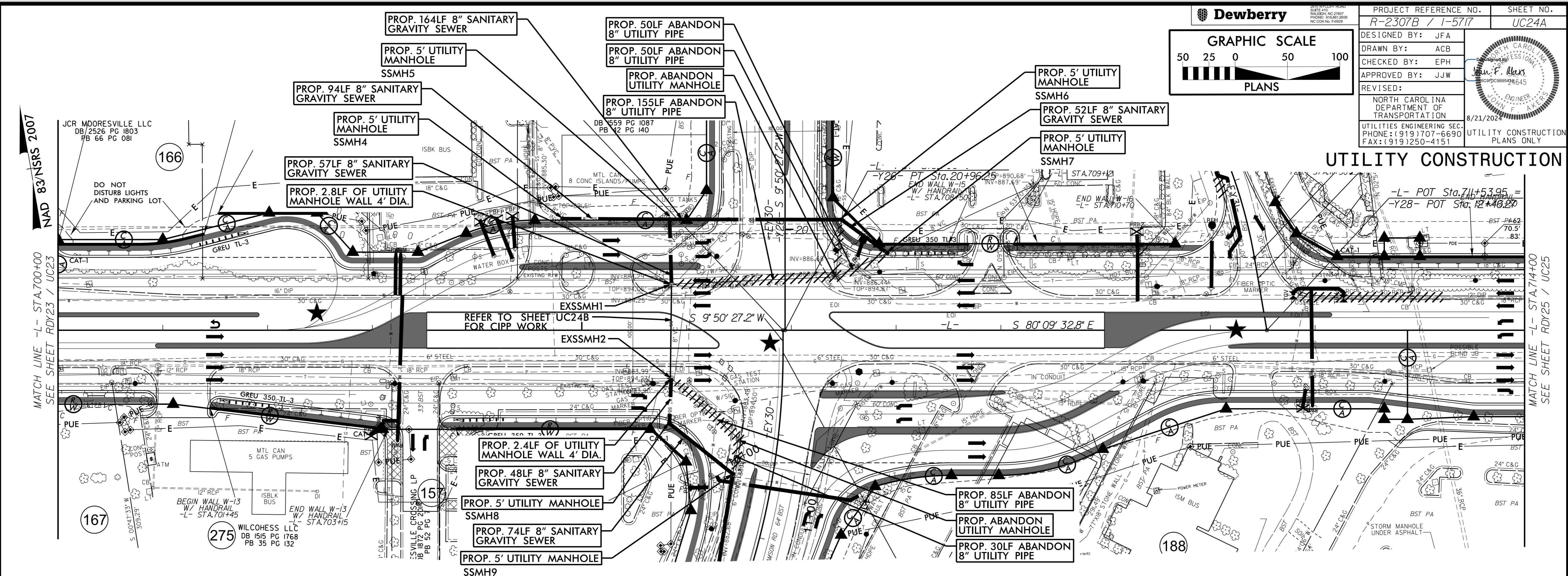
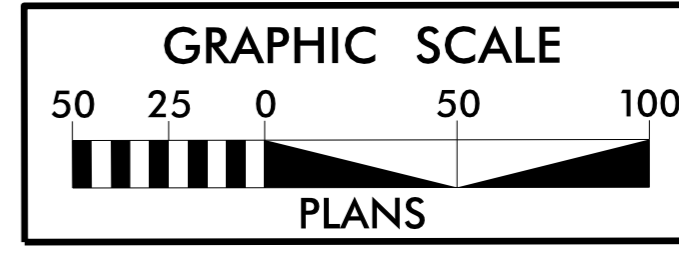
MATCH LINE -L- STA.700+00 SEE SHEET RDY23 / UC23

MATCH LINE -L- STA.714+00 SEE SHEET RDY25 / UC25

NAD 83/NSRS 2007



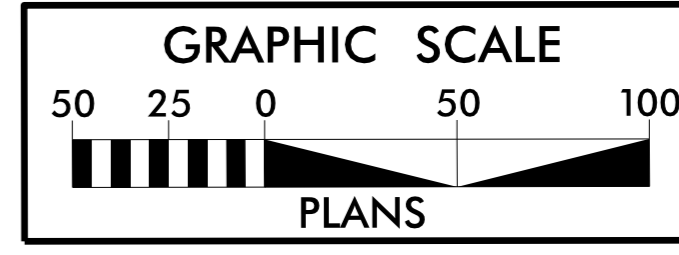
PROJECT REFERENCE NO. R-2307B / I-5717	SHEET NO. UC24A
DESIGNED BY: JFA	
DRAWN BY: ACB	
CHECKED BY: EPH	
APPROVED BY: JJW	
REVISED:	8/21/2024
NORTH CAROLINA DEPARTMENT OF TRANSPORTATION UTILITIES ENGINEERING SEC. PHONE: (919) 707-6690 FAX: (919) 250-4151	
UTILITY CONSTRUCTION PLANS ONLY	



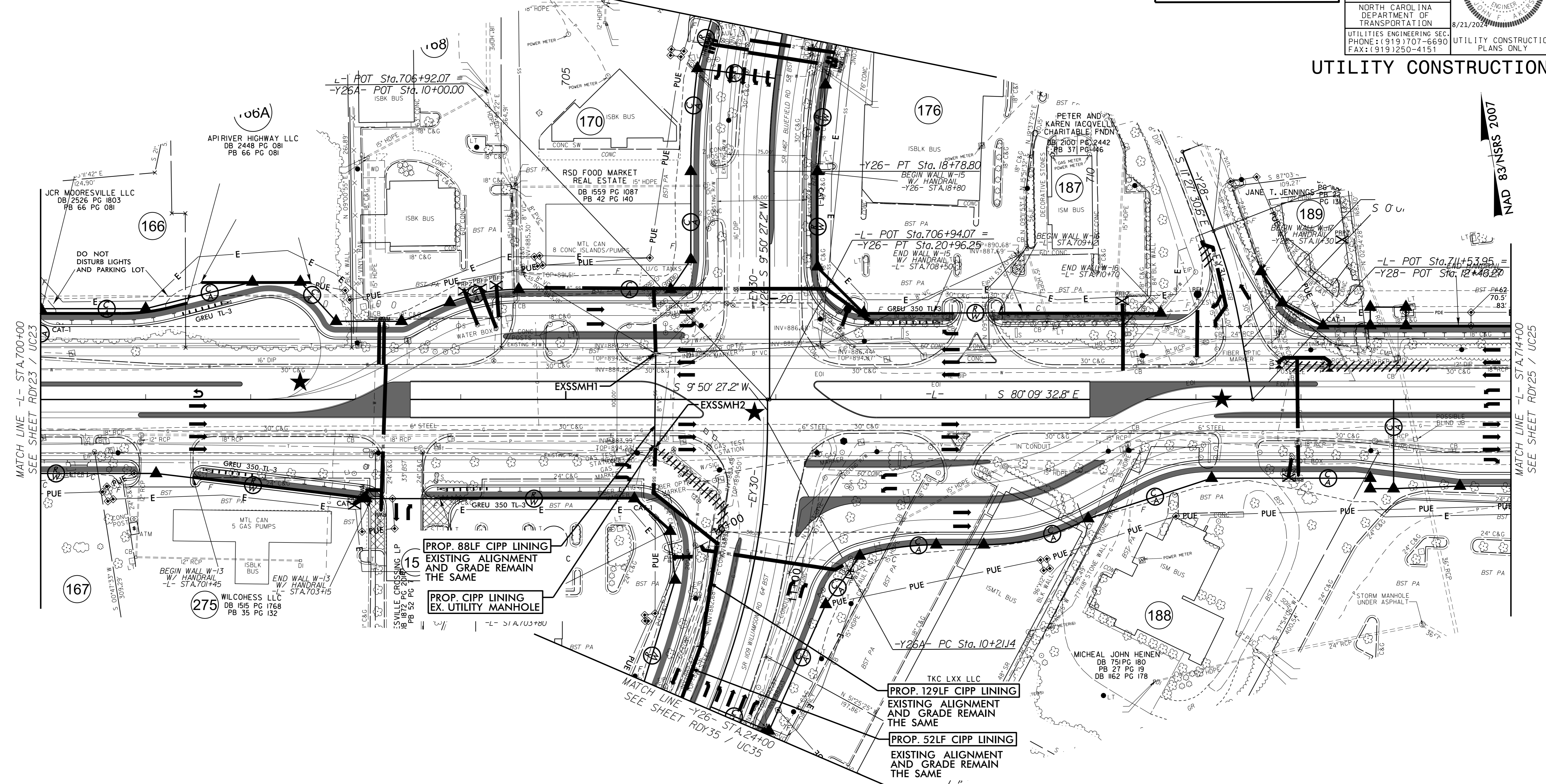
5/14/2024
 10:00 AM
 J:\Projects\2024\RDY24\UC24A\Drawings\UC24A.dwg
 JFB
 10/10/2024



PROJECT REFERENCE NO. R-2307B / 1-5717	SHEET NO. UC24B
DESIGNED BY: JFA	
DRAWN BY: ACB	
CHECKED BY: EPH	
APPROVED BY: JJW	
REVISED:	8/21/2024
NORTH CAROLINA DEPARTMENT OF TRANSPORTATION UTILITIES ENGINEERING SEC. PHONE: (919) 707-6690 FAX: (919) 250-4151	
UTILITY CONSTRUCTION PLANS ONLY	



UTILITY CONSTRUCTION



MATCH LINE -L- STA. 700+00
SEE SHEET RDY23 / UC23

MATCH LINE -L- STA. 714+00
SEE SHEET RDY25 / UC25

PROP. 88LF CIPP LINING
EXISTING ALIGNMENT
AND GRADE REMAIN
THE SAME

PROP. CIPP LINING
EX. UTILITY MANHOLE

PROP. 129LF CIPP LINING
EXISTING ALIGNMENT
AND GRADE REMAIN
THE SAME

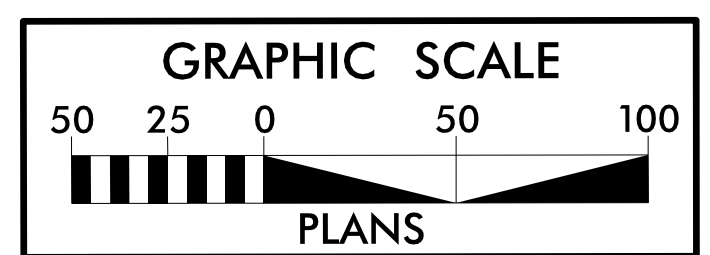
PROP. 52LF CIPP LINING
EXISTING ALIGNMENT
AND GRADE REMAIN
THE SAME

NAD 83/NRS 2007

5/14/24
 1
 2
 3
 4
 5
 6
 7
 8
 9
 10
 11
 12
 13
 14
 15
 16
 17
 18
 19
 20
 21
 22
 23
 24
 25
 26
 27
 28
 29
 30
 31
 32
 33
 34
 35
 36
 37
 38
 39
 40
 41
 42
 43
 44
 45
 46
 47
 48
 49
 50
 51
 52
 53
 54
 55
 56
 57
 58
 59
 60
 61
 62
 63
 64
 65
 66
 67
 68
 69
 70
 71
 72
 73
 74
 75
 76
 77
 78
 79
 80
 81
 82
 83
 84
 85
 86
 87
 88
 89
 90
 91
 92
 93
 94
 95
 96
 97
 98
 99
 100

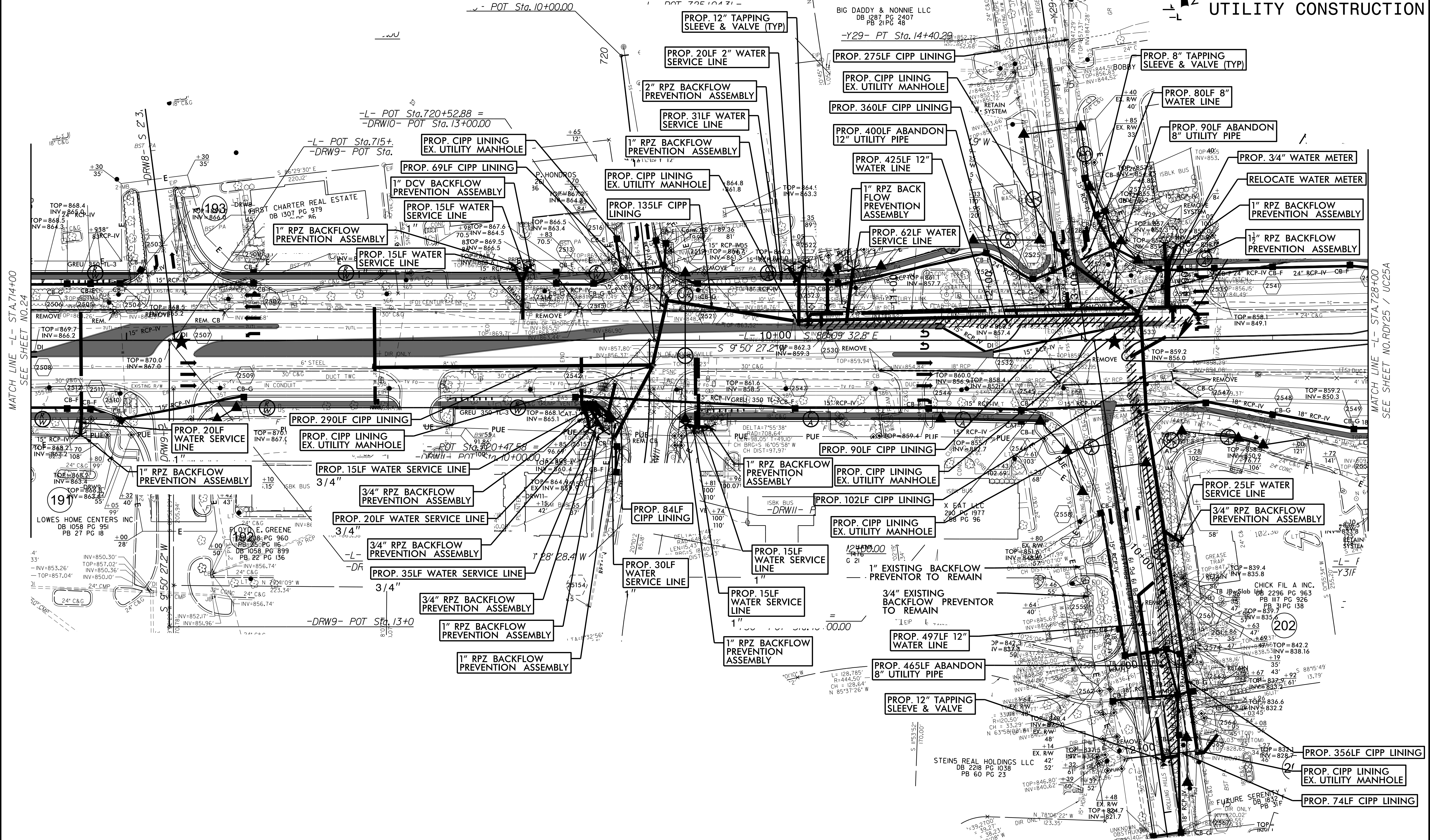


PROJECT REFERENCE NO.	R-2307B / I-5717	SHEET NO.	UC25
DESIGNED BY:	JFA		
DRAWN BY:	ACB		
CHECKED BY:	EPH		
APPROVED BY:	JJW		
REVISED:		NORTH CAROLINA DEPARTMENT OF TRANSPORTATION UTILITIES ENGINEERING SEC. PHONE: (919) 707-6690 FAX: (919) 250-4151	
		UTILITY CONSTRUCTION PLANS ONLY 8/21/2024	



NAD 83 NRS 2007

UTILITY CONSTRUCTION

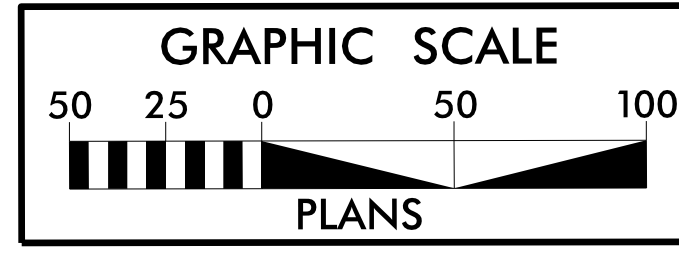


MATCH LINE -L- STA. 728+00
SEE SHEET NO. RDY25 / UC25A

MATCH LINE -L- STA. 714+00
SEE SHEET NO. 24

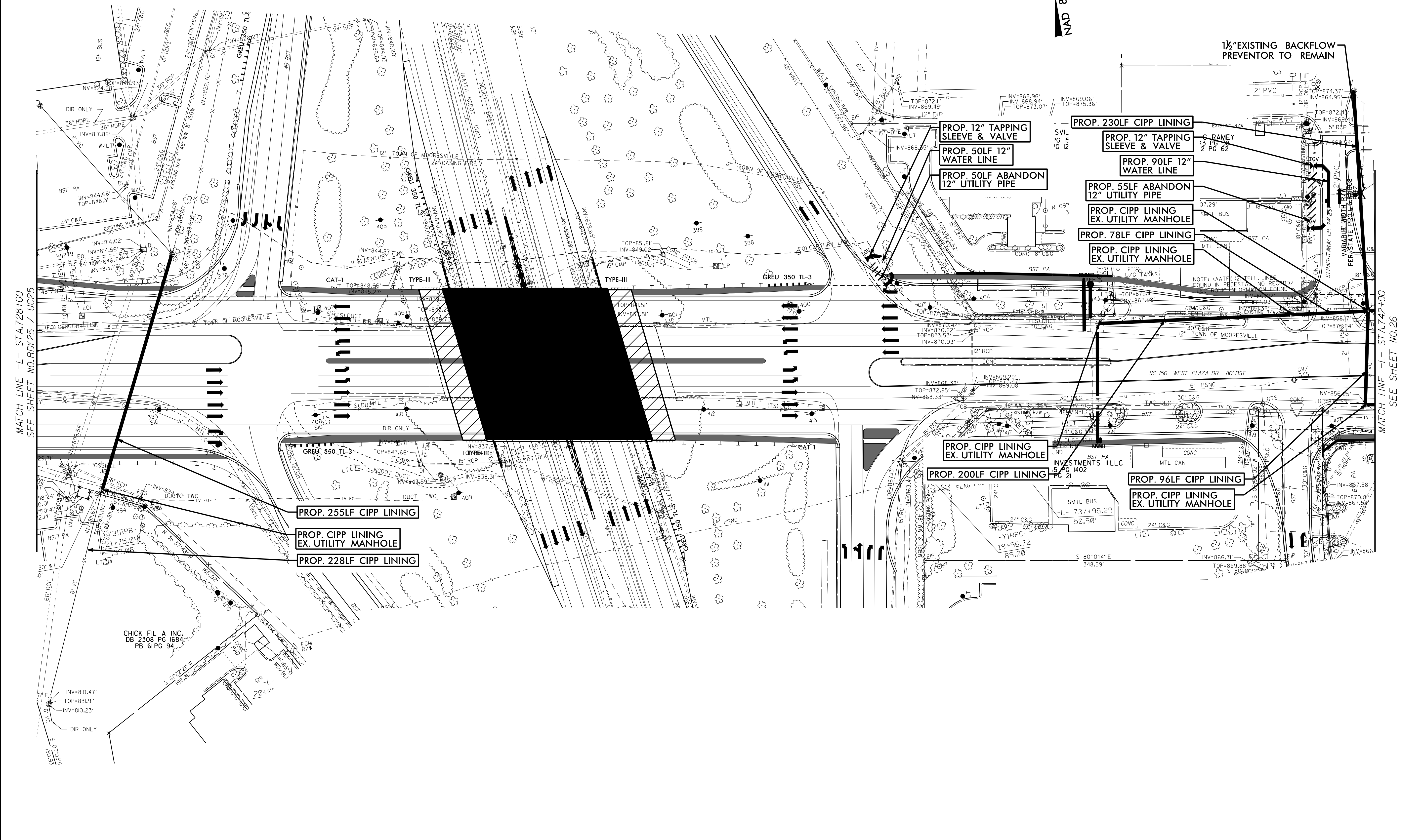


PROJECT REFERENCE NO. R-2307B / 1-5717	SHEET NO. UC25A
DESIGNED BY: JFA	
DRAWN BY: ACB	
CHECKED BY: EPH	
APPROVED BY: JJW	
REVISED:	
NORTH CAROLINA DEPARTMENT OF TRANSPORTATION UTILITIES ENGINEERING SEC. PHONE: (919) 707-6690 FAX: (919) 250-4151	
UTILITY CONSTRUCTION PLANS ONLY	



NAD 83/NSRS 2007

UTILITY CONSTRUCTION



MATCH LINE -L- STA.728+00
SEE SHEET NO. RDY25 / UC25

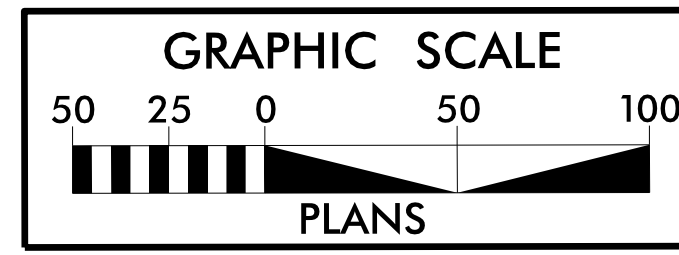
MATCH LINE -L- STA.742+00
SEE SHEET NO. 26

CHICK FIL A INC.
DB 2308 PG 1684
PB 61 PG 94

5/14/2024



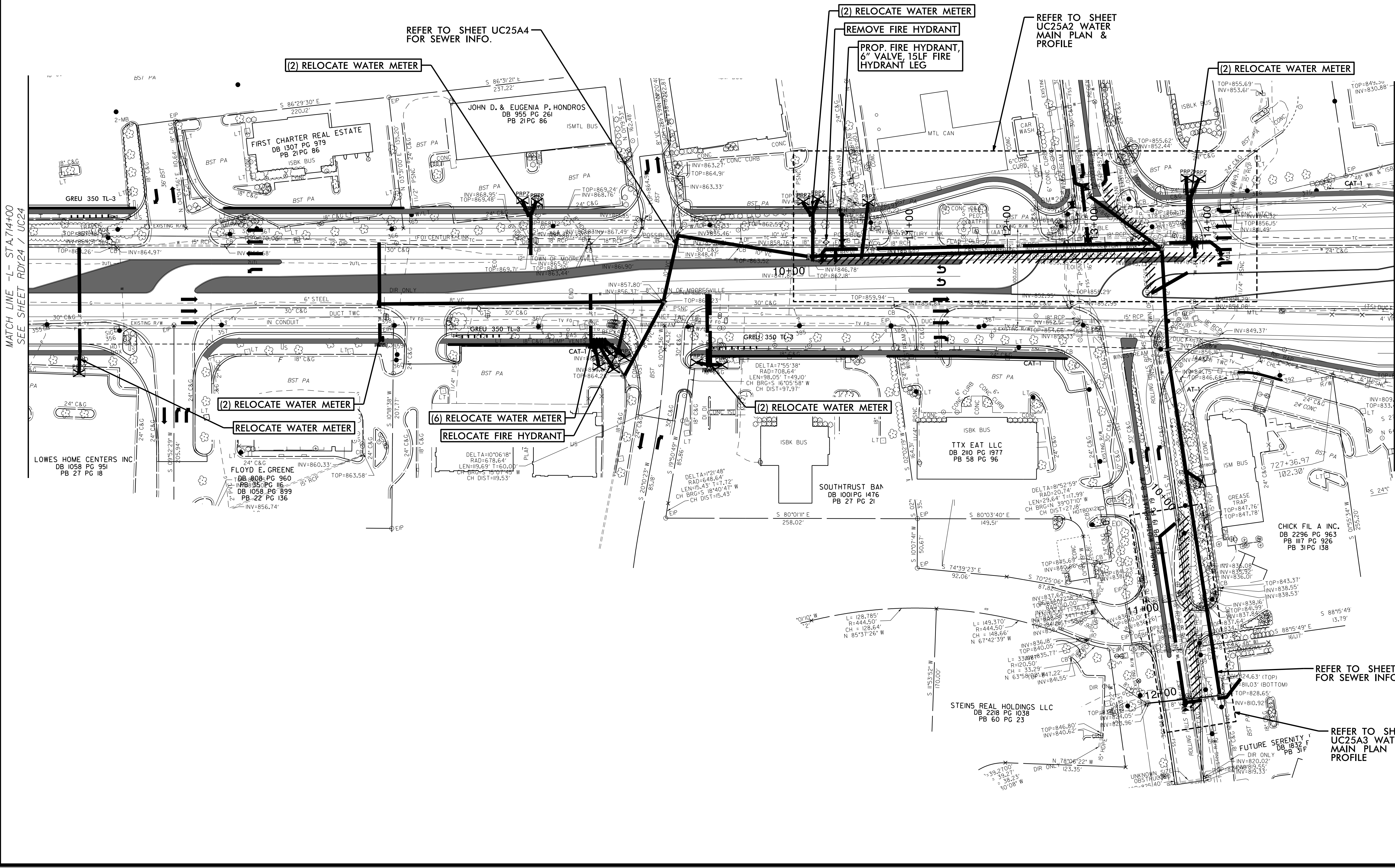
PROJECT REFERENCE NO.	SHEET NO.
R-2307B / 1-5717	UC25A1



DESIGNED BY: JFA	
DRAWN BY: ACB	
CHECKED BY: EPH	
APPROVED BY: JJW	
REVISED:	
NORTH CAROLINA DEPARTMENT OF TRANSPORTATION UTILITIES ENGINEERING SEC. PHONE: (919) 707-6690 FAX: (919) 250-4151	
UTILITY CONSTRUCTION PLANS ONLY 8/21/2024	

UTILITY CONSTRUCTION

NAD 83/NSRS 2007



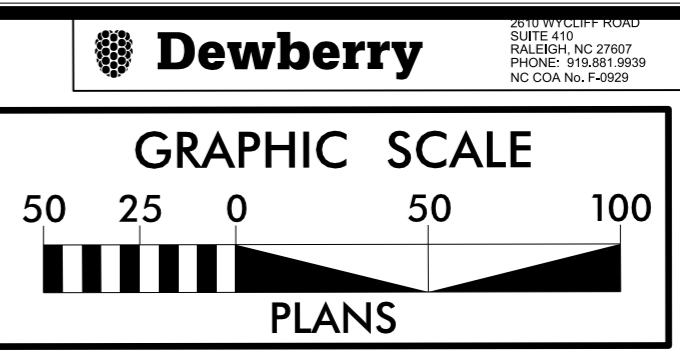
MATCH LINE -L- STA.714+00 SEE SHEET RDY24 / UC24

MATCH LINE -L- STA.728+00 SEE SHEET NO. RDY25 / UC25A

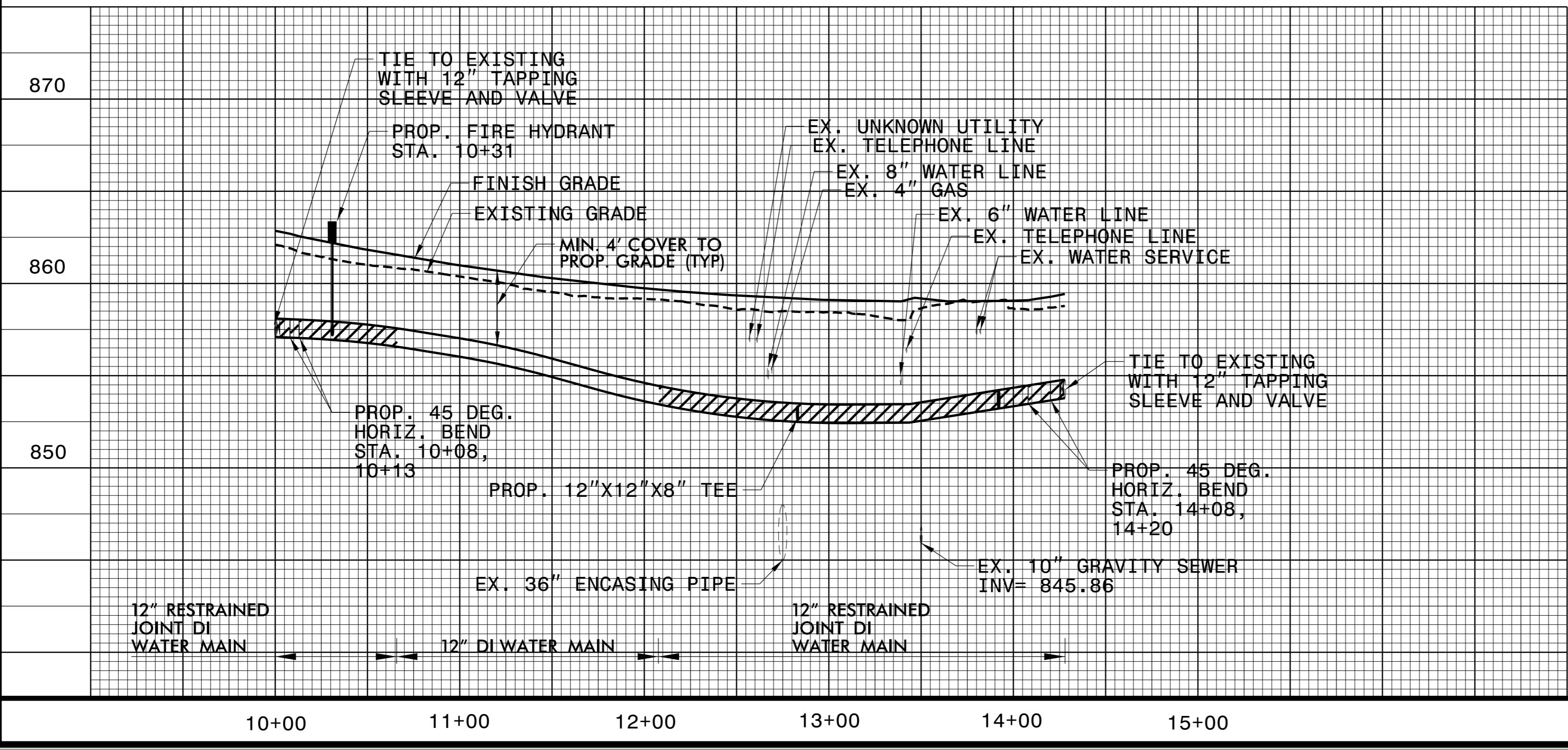
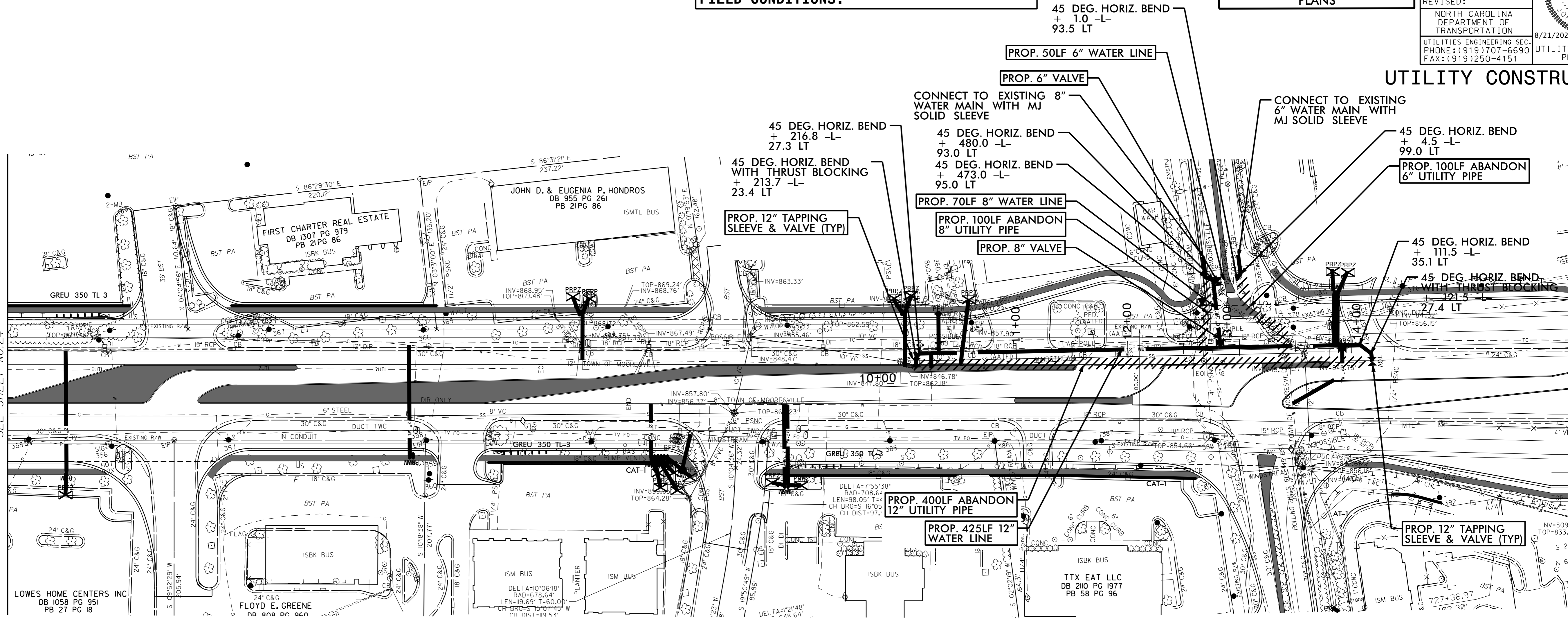
5/14/2024

5/14/24
MATCH LINE -L- STA.714+00
SEE SHEET NO.24
MATCH LINE -L- STA.728+00
SEE SHEET NO.RDY25 / UC25A

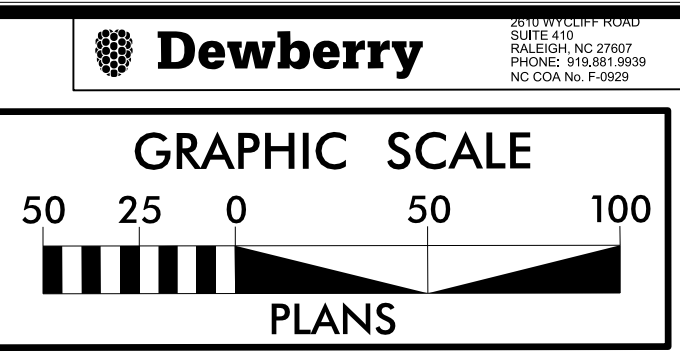
NOTE:
THE ESTIMATED QUANTITY OF DUCTILE IRON
WATER PIPE FITTINGS ON THIS PLAN SHEET
IS 3400 POUNDS. THE ACTUAL QUANTITY AND
TYPE OF FITTINGS WILL VARY BASED ON
FIELD CONDITIONS.



Dewberry	PROJECT REFERENCE NO.	SHEET NO.
	R-2307B / I-5717	UC25A2
DESIGNED BY: JFA		
DRAWN BY: ACB		
CHECKED BY: EPH	UTILITY CONSTRUCTION PLANS ONLY	
APPROVED BY: JJW	8/21/2024	
REVISED:	NORTH CAROLINA DEPARTMENT OF TRANSPORTATION	
UTILITIES ENGINEERING SEC. PHONE: (919) 707-6690 FAX: (919) 250-4151		

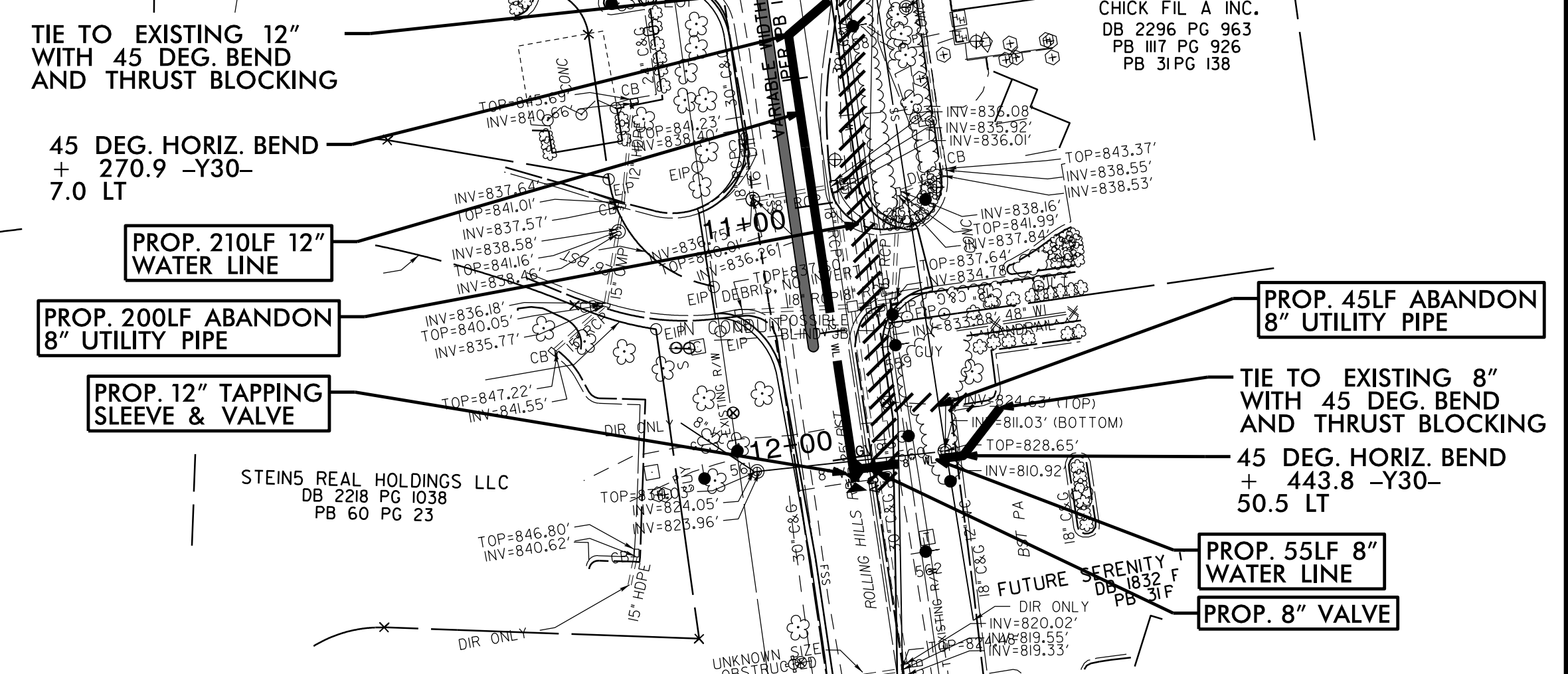
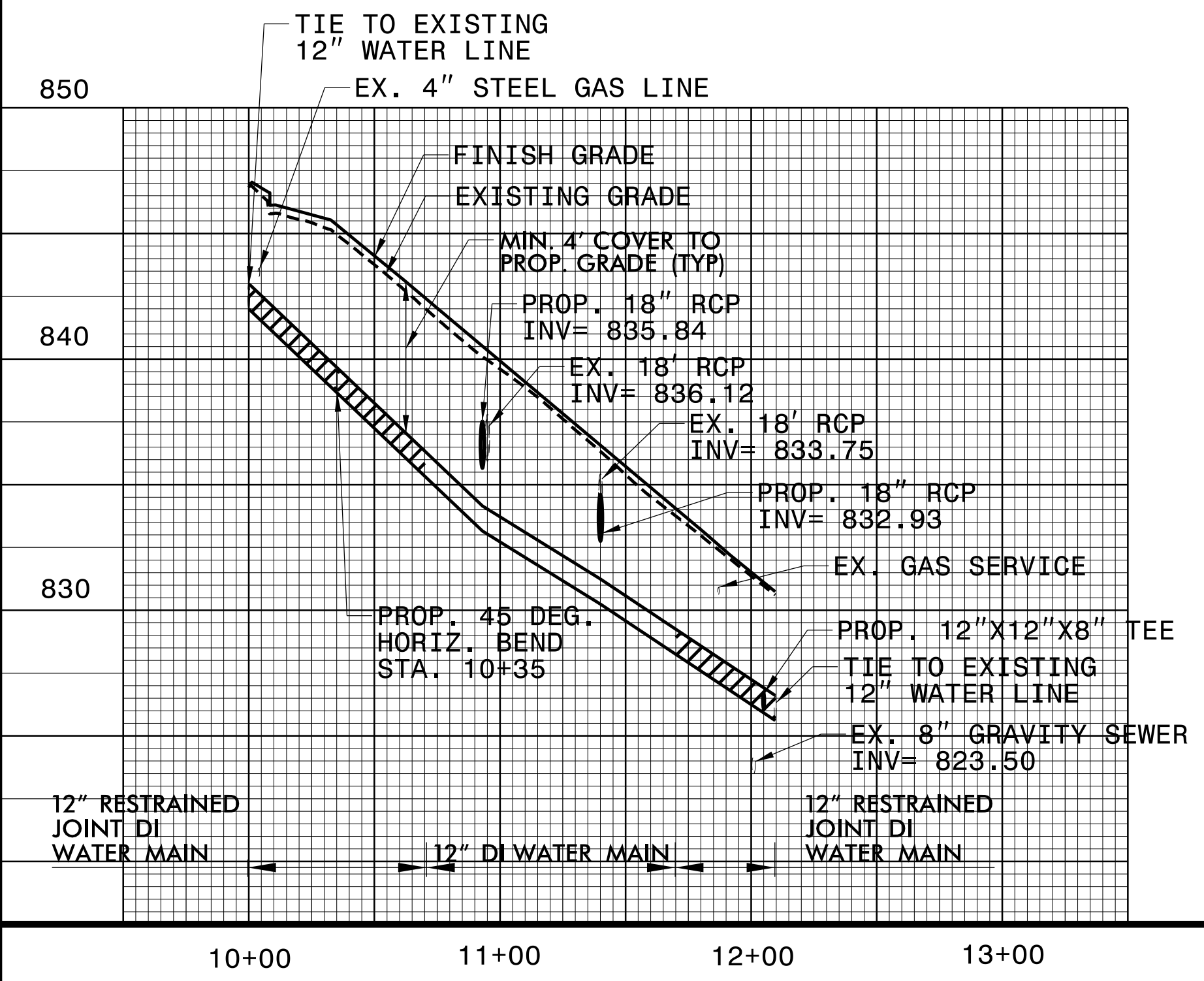
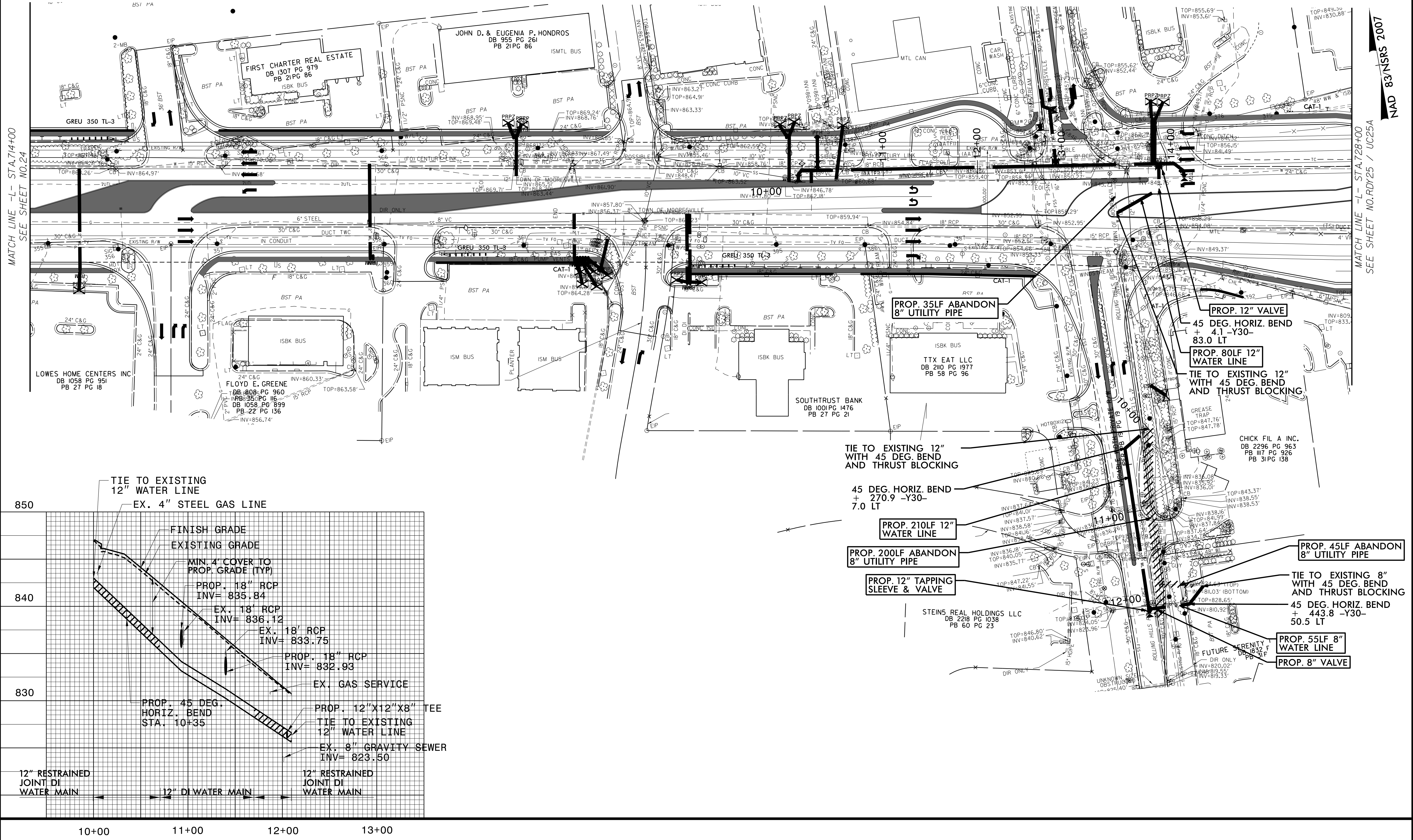


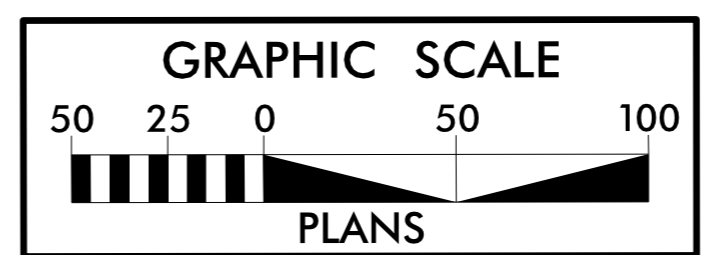
NOTE:
 THE ESTIMATED QUANTITY OF DUCTILE IRON WATER PIPE FITTINGS ON THIS PLAN SHEET IS 3400 POUNDS. THE ACTUAL QUANTITY AND TYPE OF FITTINGS WILL VARY BASED ON FIELD CONDITIONS.



Dewberry	PROJECT REFERENCE NO.	SHEET NO.
	R-2307B / 1-5717	UC25A3
DESIGNED BY: JFA	DRAWN BY: ACB	
CHECKED BY: EPH	APPROVED BY: JJW	
REVISED:		
NORTH CAROLINA DEPARTMENT OF TRANSPORTATION		
UTILITIES ENGINEERING SEC. PHONE: (919) 707-6690 FAX: (919) 250-4151		UTILITY CONSTRUCTION PLANS ONLY

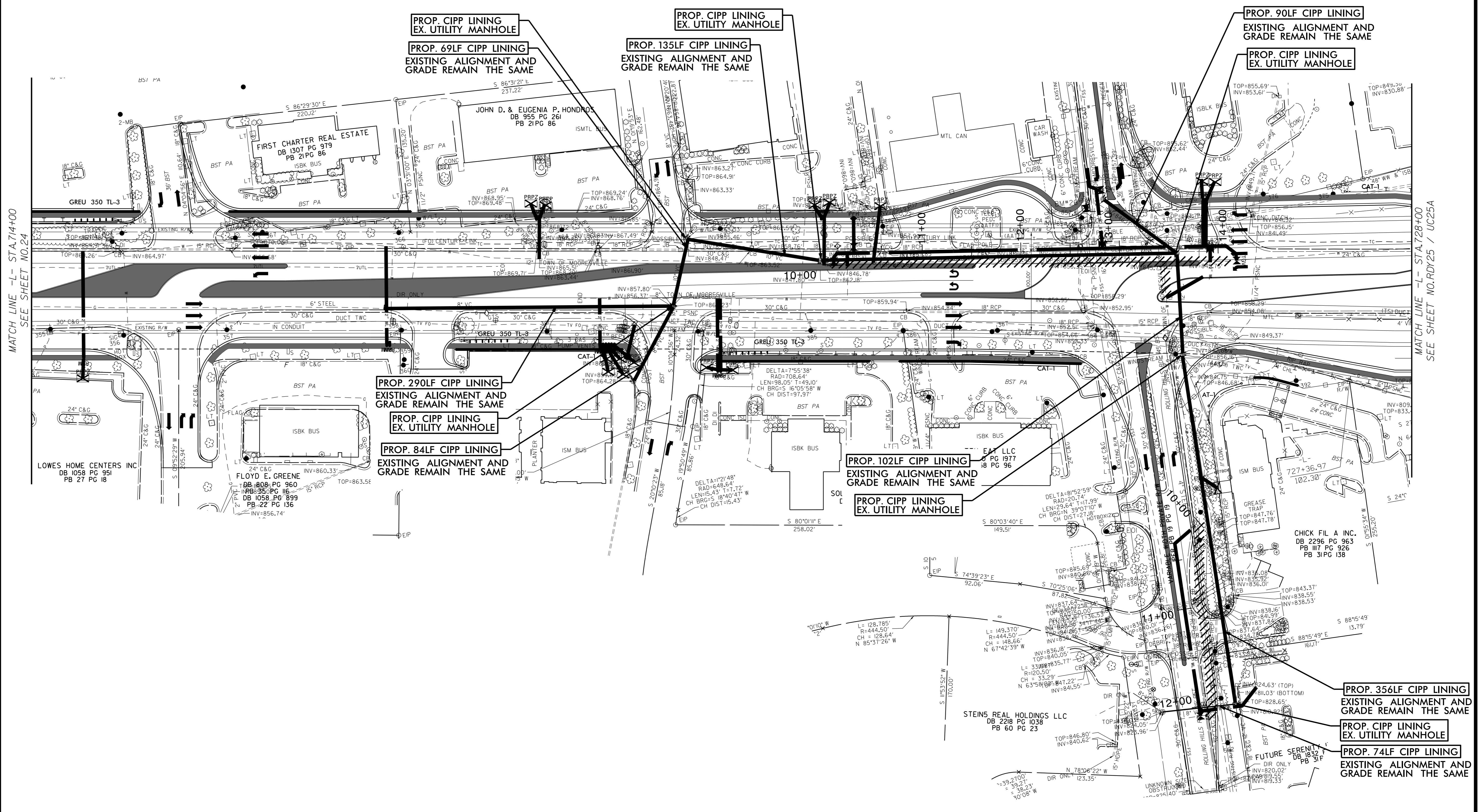
UTILITY CONSTRUCTION





PROJECT REFERENCE NO. R-2307B / I-5717	SHEET NO. UC25A4
DESIGNED BY: JFA	
DRAWN BY: ACB	
CHECKED BY: EPH	
APPROVED BY: JJW	
REVISED:	8/21/2024
NORTH CAROLINA DEPARTMENT OF TRANSPORTATION UTILITIES ENGINEERING SEC. PHONE: (919) 707-6690 FAX: (919) 250-4151	
UTILITY CONSTRUCTION PLANS ONLY	

UTILITY CONSTRUCTION



MATCH LINE -L- STA 714+00
SEE SHEET NO. 24

MATCH LINE -L- STA 728+00
SEE SHEET NO. RDY25 / UC25A

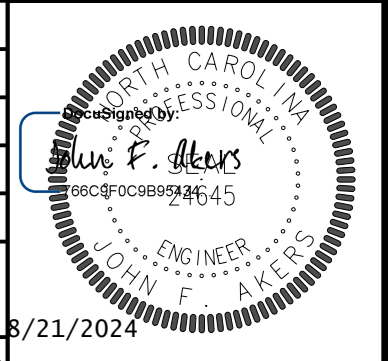
DATE PLOTTED: 5/14/2007 10:00 AM
 PLOTTER: HP DesignJet 2400
 PLOT SCALE: 1/8" = 1'-0"
 PLOT SHEET: UC25A4
 PLOT TITLE: R-2307B / I-5717 - UC25A4
 PLOT USER: JFA

NOTE:
 THE ESTIMATED QUANTITY OF DUCTILE IRON WATER PIPE FITTINGS ON THIS PLAN SHEET IS 3500 POUNDS. THE ACTUAL QUANTITY AND TYPE OF FITTINGS WILL VARY BASED ON FIELD CONDITIONS.

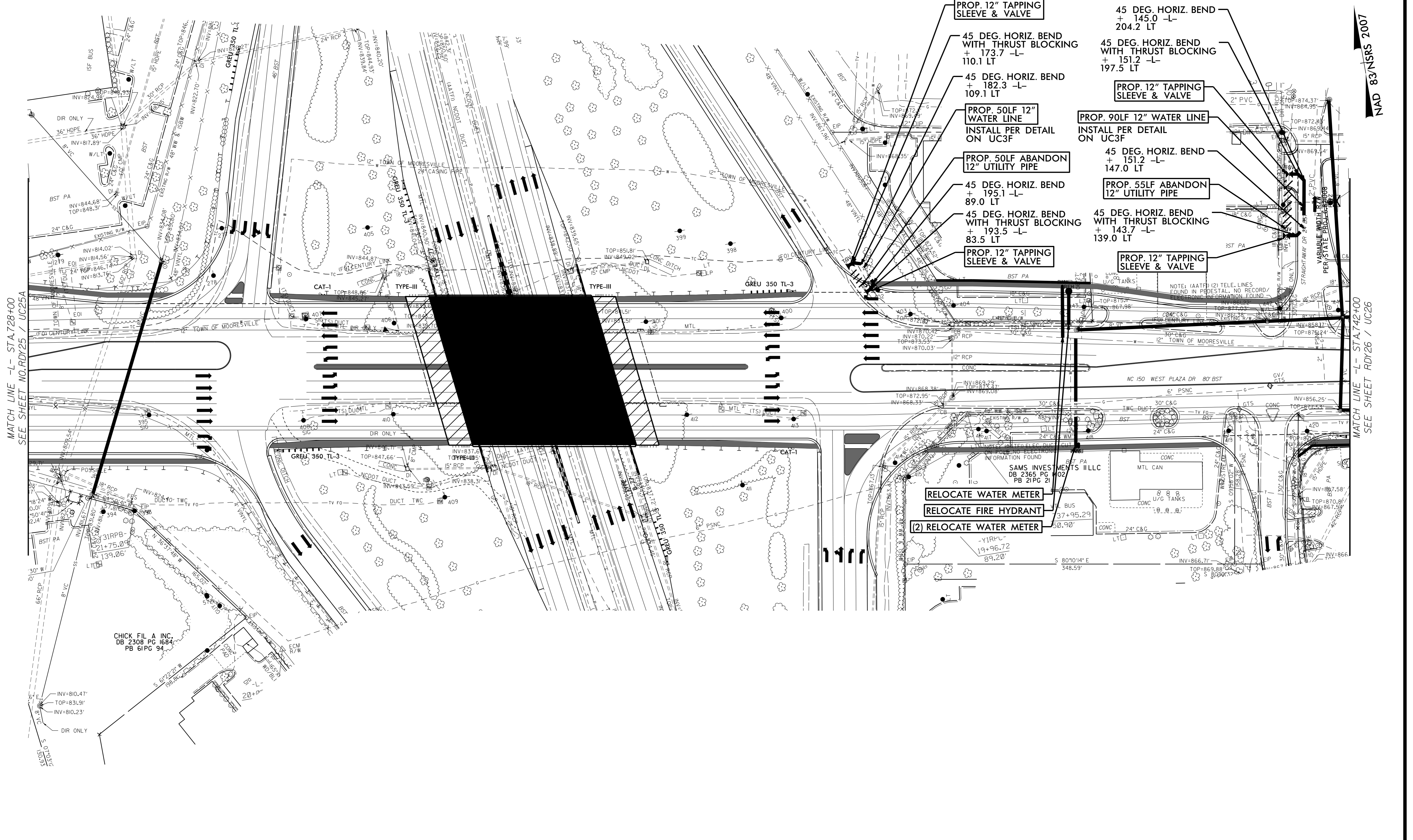
Dewberry

GRAPHIC SCALE
 50 25 0 50 100
 PLANS

PROJECT REFERENCE NO. R-2307B / 1-5717	SHEET NO. UC25B
DESIGNED BY: JFA	DRAWN BY: ACB
CHECKED BY: EPH	APPROVED BY: JJW
REVISED:	
NORTH CAROLINA DEPARTMENT OF TRANSPORTATION	8/21/2024
UTILITIES ENGINEERING SEC. PHONE: (919) 707-6690 FAX: (919) 250-4151	UTILITY CONSTRUCTION PLANS ONLY



UTILITY CONSTRUCTION



MATCH LINE -L- STA.728+00
 SEE SHEET NO. RDY25 / UC25A

MATCH LINE -L- STA.742+00
 SEE SHEET RDY26 / UC26

CHICK FIL A INC.
 DB 2308 PG 1684
 PB 61 PG 94

RELOCATE WATER METER
 RELOCATE FIRE HYDRANT
 (2) RELOCATE WATER METER

PROP. 12" TAPPING SLEEVE & VALVE
 + 145.0 -L-
 204.2 LT

PROP. 12" TAPPING SLEEVE & VALVE
 + 173.7 -L-
 110.1 LT

45 DEG. HORIZ. BEND WITH THRUST BLOCKING
 + 182.3 -L-
 109.1 LT

PROP. 50LF 12" WATER LINE
 INSTALL PER DETAIL ON UC3F

PROP. 50LF ABANDON 12" UTILITY PIPE

45 DEG. HORIZ. BEND + 195.1 -L-
 89.0 LT

45 DEG. HORIZ. BEND WITH THRUST BLOCKING
 + 193.5 -L-
 83.5 LT

PROP. 12" TAPPING SLEEVE & VALVE

45 DEG. HORIZ. BEND + 151.2 -L-
 197.5 LT

PROP. 12" TAPPING SLEEVE & VALVE

PROP. 90LF 12" WATER LINE
 INSTALL PER DETAIL ON UC3F

45 DEG. HORIZ. BEND + 151.2 -L-
 147.0 LT

PROP. 55LF ABANDON 12" UTILITY PIPE

45 DEG. HORIZ. BEND WITH THRUST BLOCKING
 + 143.7 -L-
 139.0 LT

PROP. 12" TAPPING SLEEVE & VALVE

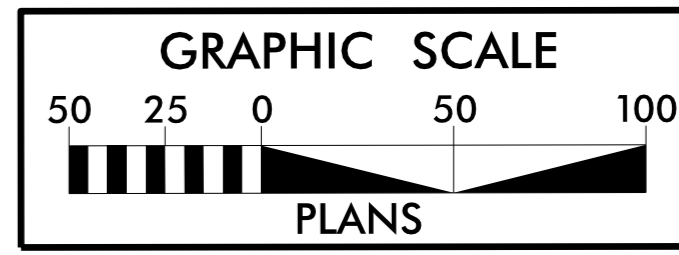
NOTE: (AAATF) (2) TELE. LINES FOUND IN PEDESTAL. NO RECORD/RESTRICTION INFORMATION FOUND

NAD 83 NSRS 2007

UTLITIES ENGINEERING SEC. PHONE: (919) 707-6690 FAX: (919) 250-4151




PROJECT REFERENCE NO. R-2307B / 1-5717 SHEET NO. UC25B-1

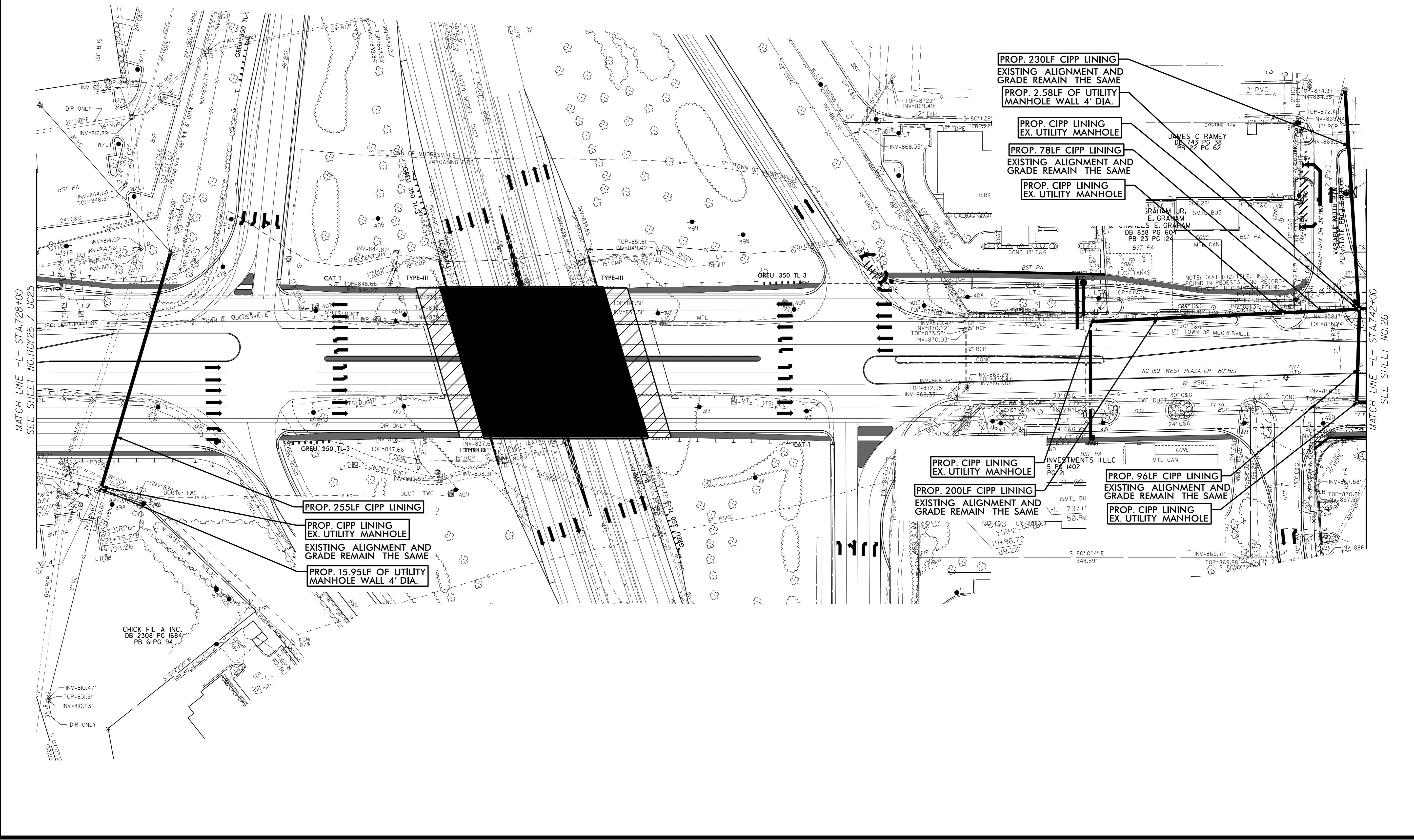


NAD 83/NRS 2007

DESIGNED BY: JFA
DRAWN BY: ACB
CHECKED BY: EPH
APPROVED BY: JJW
REVISED:
NORTH CAROLINA DEPARTMENT OF TRANSPORTATION
UTILITIES ENGINEERING SEC. PHONE: (919) 707-6690 FAX: (919) 250-4151
UTILITY CONSTRUCTION PLANS ONLY



UTILITY CONSTRUCTION



PROP. 230LF CIPP LINING
EXISTING ALIGNMENT AND GRADE REMAIN THE SAME

PROP. 2.58LF OF UTILITY
MANHOLE WALL 4' DIA.

PROP. CIPP LINING
EX. UTILITY MANHOLE

PROP. 78LF CIPP LINING
EXISTING ALIGNMENT AND GRADE REMAIN THE SAME

PROP. CIPP LINING
EX. UTILITY MANHOLE

PROP. 255LF CIPP LINING

PROP. CIPP LINING
EX. UTILITY MANHOLE

EXISTING ALIGNMENT AND GRADE REMAIN THE SAME

PROP. 15.95LF OF UTILITY
MANHOLE WALL 4' DIA.

PROP. CIPP LINING
EX. UTILITY MANHOLE

PROP. 200LF CIPP LINING
EXISTING ALIGNMENT AND GRADE REMAIN THE SAME

PROP. 96LF CIPP LINING
EXISTING ALIGNMENT AND GRADE REMAIN THE SAME

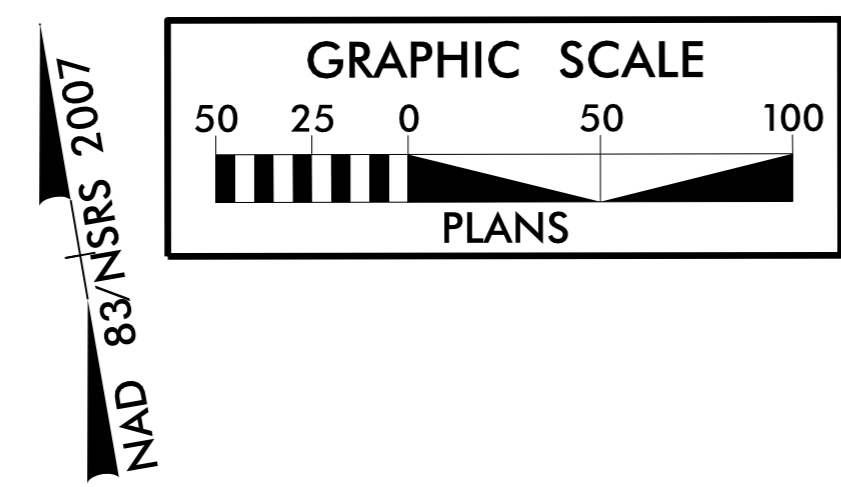
PROP. CIPP LINING
EX. UTILITY MANHOLE

MATCH LINE -L- STA.728+00
SEE SHEET NO. RDY25 / UC25

MATCH LINE -L- STA.742+00
SEE SHEET NO.26

CHICK FIL A INC.
DB 2308 PG 1684
PB 61 PG 94

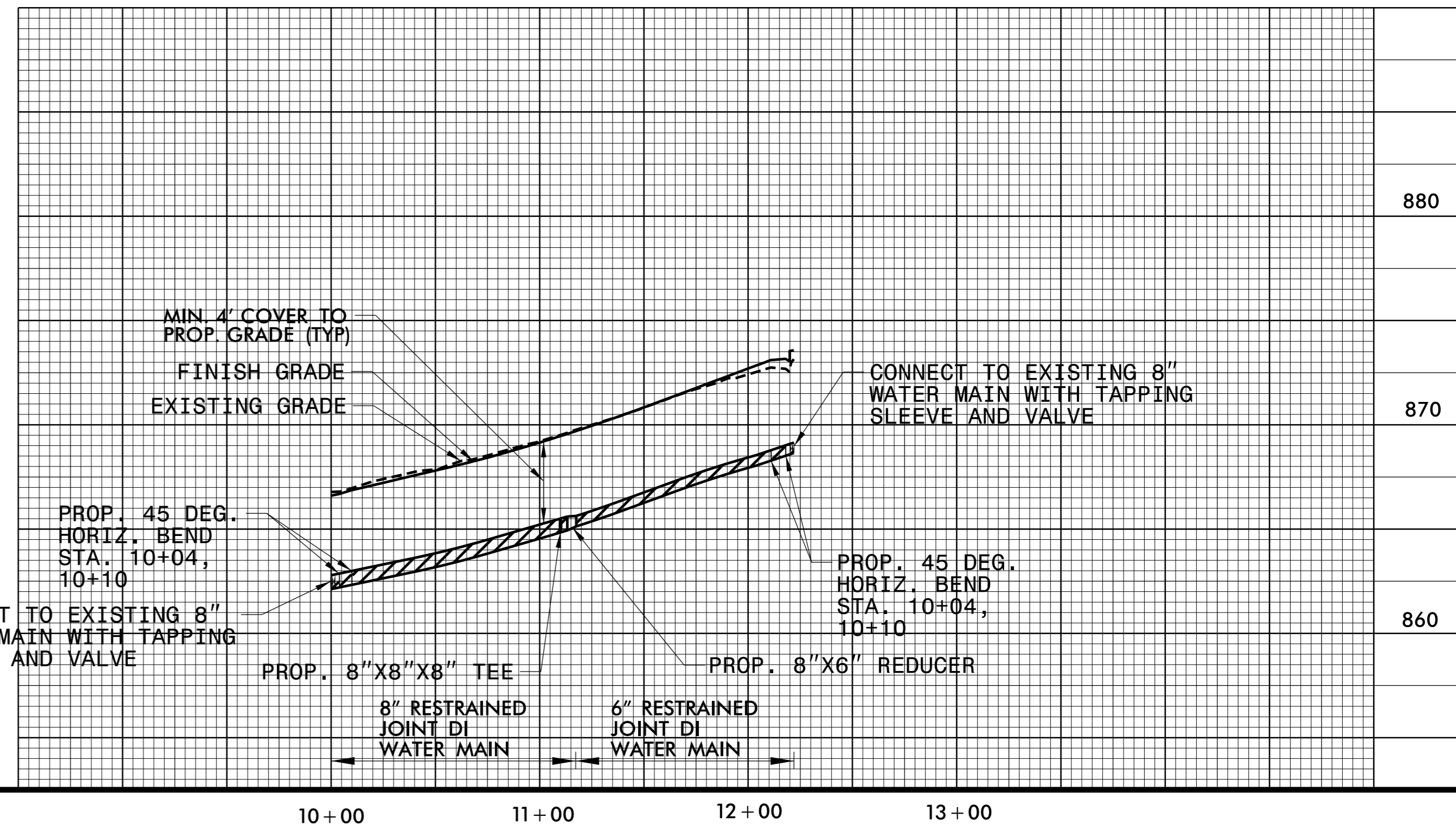
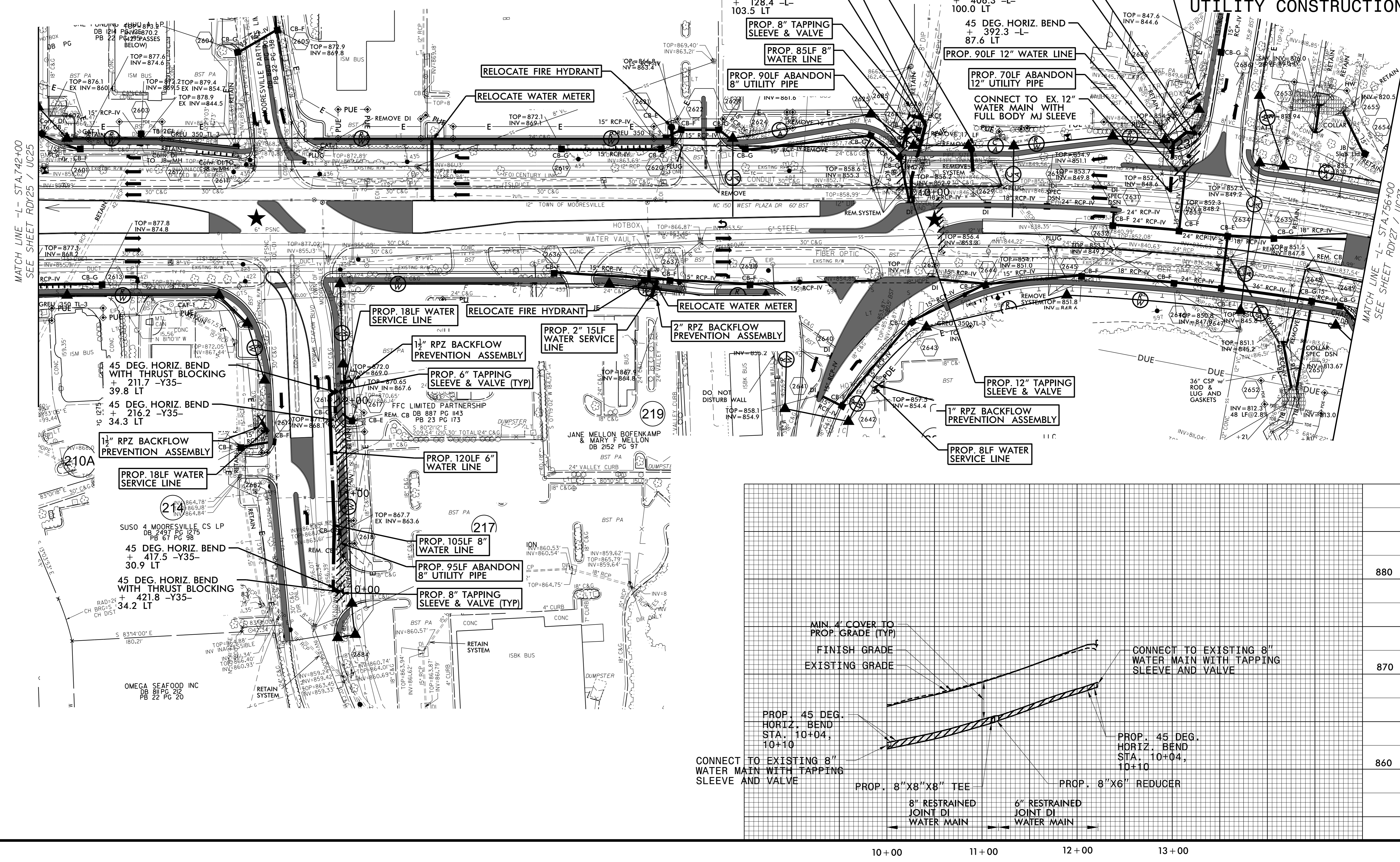
DATE PLOTTED: 11/21/2024 10:58:11 AM
PLOTTER: HP DesignJet T1100e
SCALE: 1"=40'



NOTE:
THE ESTIMATED QUANTITY OF DUCTILE IRON WATER PIPE FITTINGS ON THIS PLAN SHEET IS 1400 POUNDS. THE ACTUAL QUANTITY AND TYPE OF FITTINGS WILL VARY BASED ON FIELD CONDITIONS.



PROJECT REFERENCE NO.	SHEET NO.
R-2307B / 1-5717	UC26
DESIGNED BY: JFA	
DRAWN BY: ACB	
CHECKED BY: EPH	
APPROVED BY: JJW	
REVISION:	8/21/2024
NORTH CAROLINA DEPARTMENT OF TRANSPORTATION	UTILITY CONSTRUCTION PLANS ONLY
UTILITIES ENGINEERING SEC. PHONE: (919) 707-6690 FAX: (919) 250-4151	



MATCH LINE -L- STA 742+00
SEE SHEET RDY25 / UC25

MATCH LINE -L- STA 756+00
SEE SHEET RDY27 / UC27

880

870

860

10+00 11+00 12+00 13+00

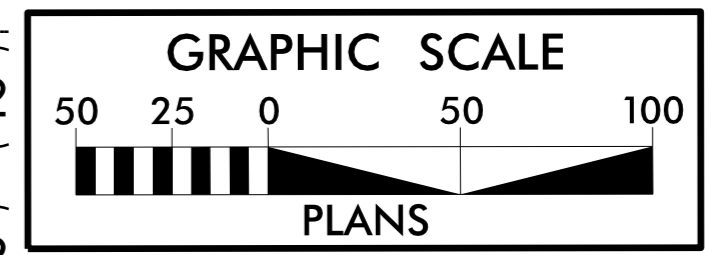
MOOREVILLE PARTNERS LIMITED
DB 886 PG 602
PB 22 PG 138

CHANNELIZATION RADII ARE 3' UNLESS NOTED OTHERWISE
DRIVEWAY RADII ARE 10' UNLESS NOTED OTHERWISE

SEE SHEET 50 FOR -L- PROFILE
SEE SHEET 67 FOR -Y34- & -Y35- PROFILES
SEE SHEET 68 FOR -Y36- & -Y37- PROFILES
SEE SHEET 2B-3 FOR CURVE DATA
SEE SHEET 2B-X FOR INTERSECTION DETAILS



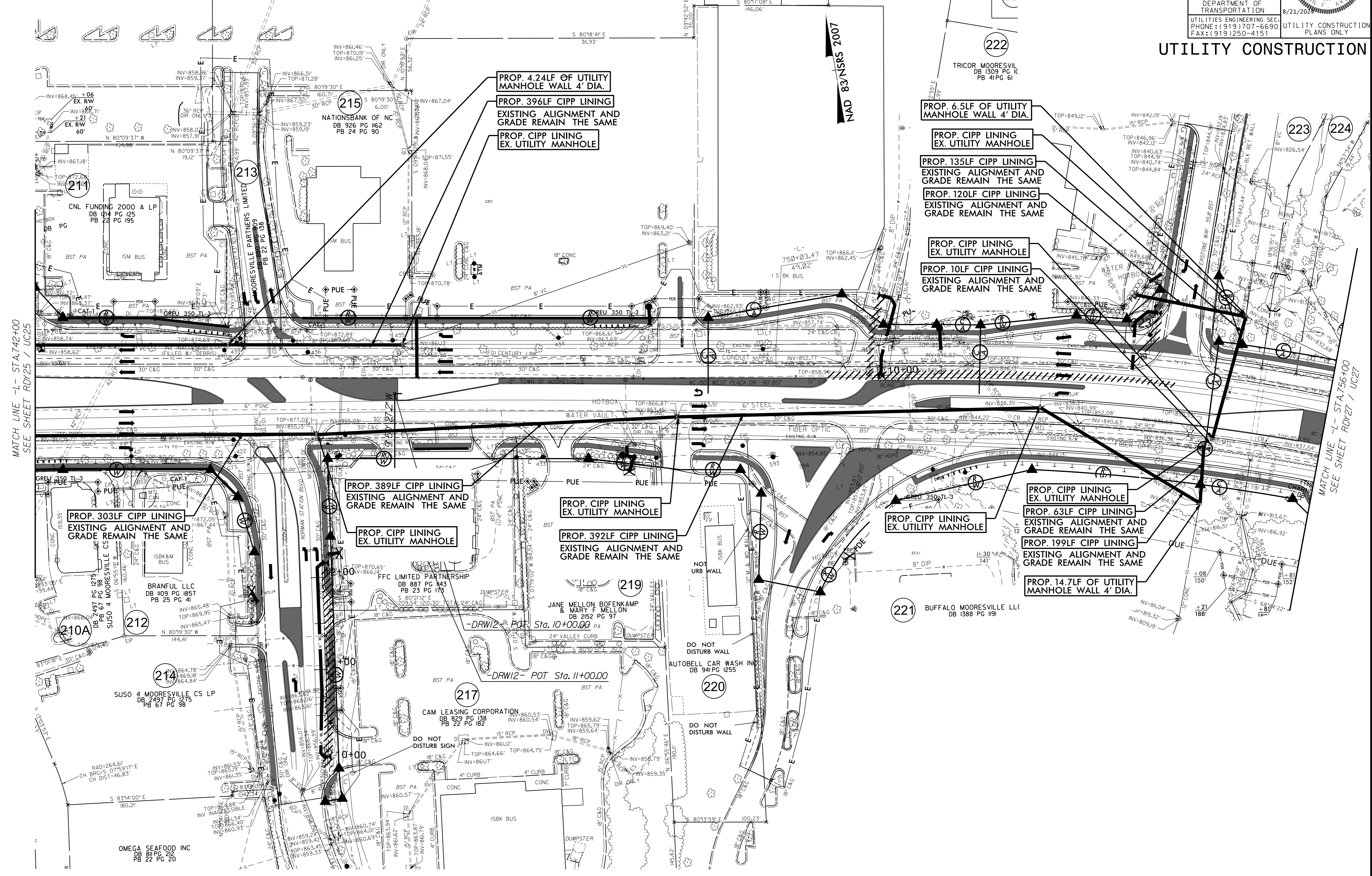
PROJECT REFERENCE NO.	SHEET NO.
R-2307B / 1-5717	UC26A
DESIGNED BY: JFA	
DRAWN BY: ACB	
CHECKED BY: EPH	
APPROVED BY: JJW	
REVISED:	8/21/2024
NORTH CAROLINA DEPARTMENT OF TRANSPORTATION	UTILITY CONSTRUCTION PLANS ONLY
UTILITIES ENGINEERING SEC. PHONE: (919) 707-6690 FAX: (919) 250-4151	



UTILITY CONSTRUCTION

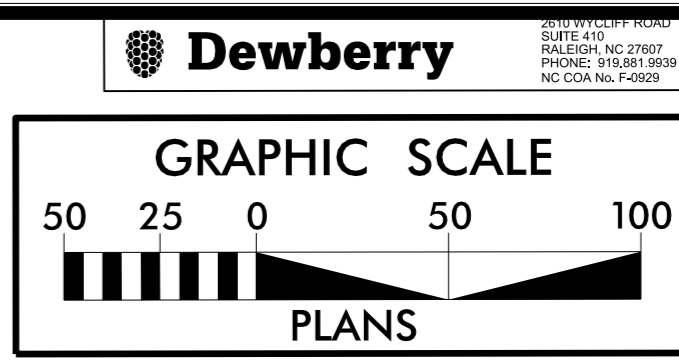
MATCH LINE -L- STA. 742+00
SEE SHEET RDY25 / UC25

MATCH LINE -L- STA. 756+00
SEE SHEET RDY27 / UC27

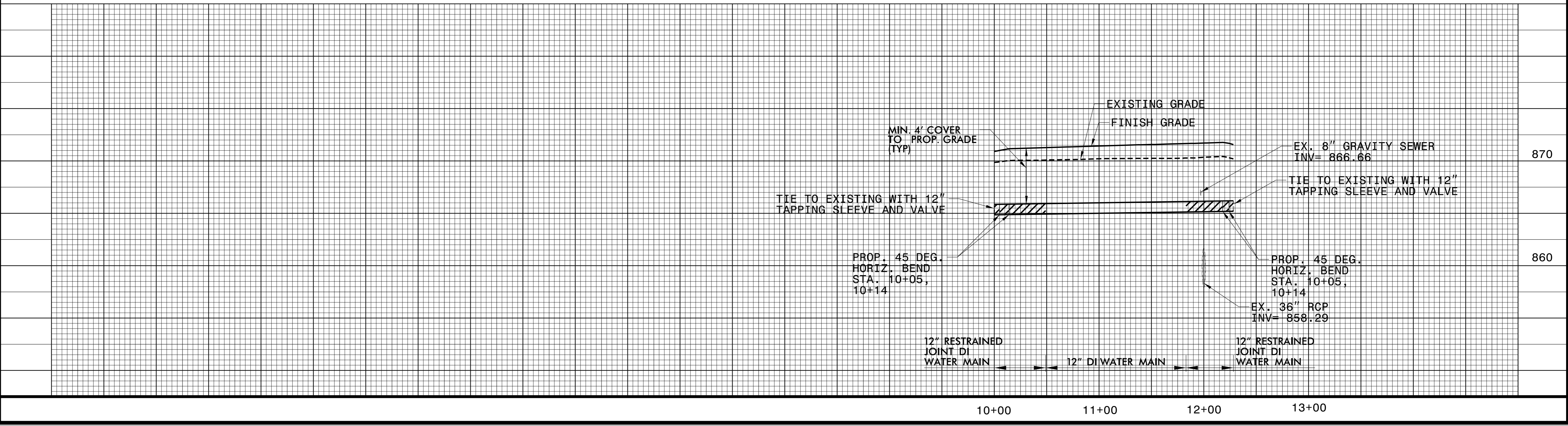
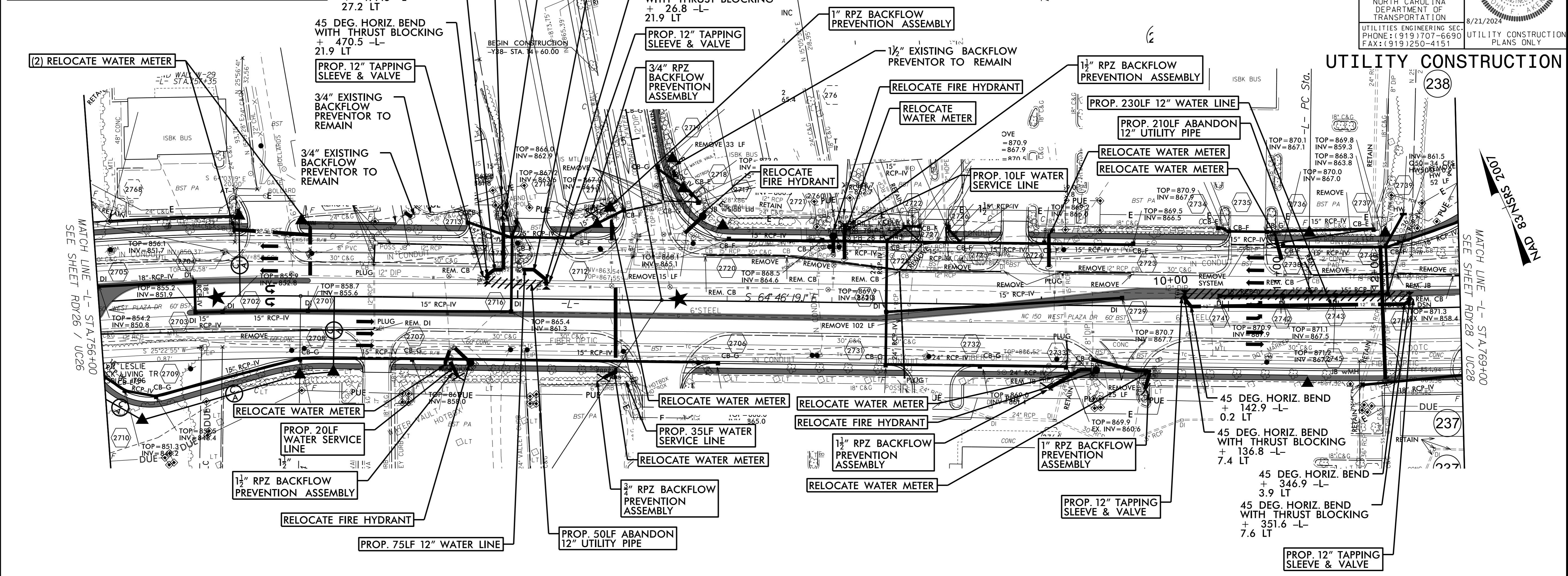


SYTIME: 08/21/2024 10:00 AM
DRAWN BY: JJW
CHECKED BY: EPH
APPROVED BY: JFA

NOTE:
THE ESTIMATED QUANTITY OF DUCTILE IRON WATER PIPE FITTINGS ON THIS PLAN SHEET IS 2600 POUNDS. THE ACTUAL QUANTITY AND TYPE OF FITTINGS WILL VARY BASED ON FIELD CONDITIONS.



PROJECT REFERENCE NO. R-2307B / 1-5717	SHEET NO. UC27
DESIGNED BY: JFA	
DRAWN BY: ACB	
CHECKED BY: EPH	
APPROVED BY: JJW	
REVISED:	8/21/2024
NORTH CAROLINA DEPARTMENT OF TRANSPORTATION UTILITIES ENGINEERING SEC. PHONE: (919) 707-6690 FAX: (919) 250-4151	
UTILITY CONSTRUCTION PLANS ONLY	



MATCH LINE - STA 756+00 SEE SHEET RDY26 / UC26

MATCH LINE - STA 769+00 SEE SHEET RDY28 / UC28

NAD 83 SRS 2007

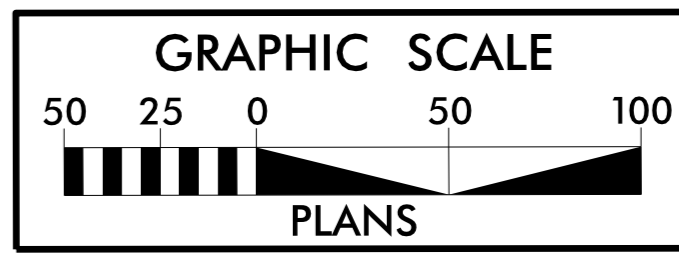
10+00 11+00 12+00 13+00

5/14/19




STATE OF NORTH CAROLINA
REGISTERED PROFESSIONAL ENGINEER
NO. 41515
DATE: 08/22/2019

PROJECT REFERENCE NO. R-2307B / 1-5717 SHEET NO. UC27A

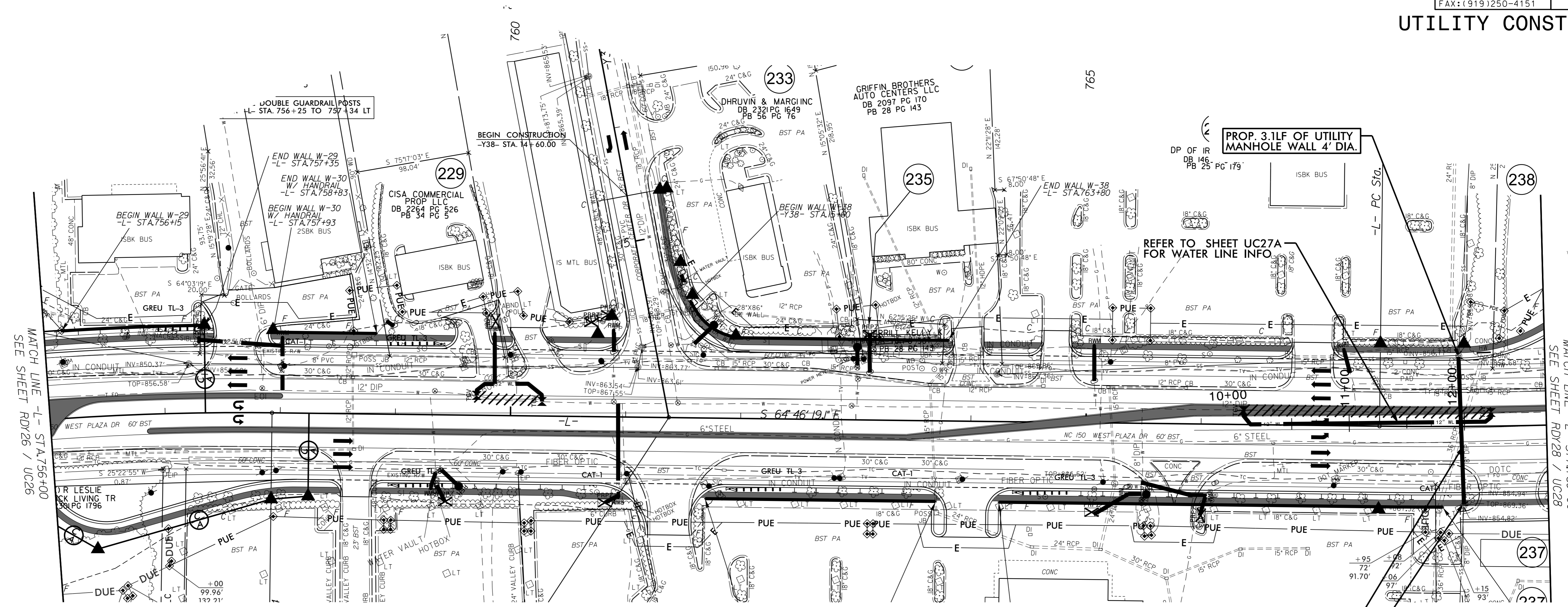


DESIGNED BY: JFA
DRAWN BY: ACB
CHECKED BY: EPH
APPROVED BY: JJW
REVISED:



NORTH CAROLINA DEPARTMENT OF TRANSPORTATION
UTILITIES ENGINEERING SEC.
PHONE: (919) 707-6690
FAX: (919) 250-4151
UTILITY CONSTRUCTION PLANS ONLY

UTILITY CONSTRUCTION



PROP. 3.1LF OF UTILITY MANHOLE WALL 4' DIA.

REFER TO SHEET UC27A FOR WATER LINE INFO.

PROP. 128LF CIPP LINING EXISTING ALIGNMENT AND GRADE REMAIN THE SAME
PROP. 4.8LF OF UTILITY MANHOLE WALL 4' DIA.

MATCH LINE -L- STA 756+00
SEE SHEET RDY26 / UC26

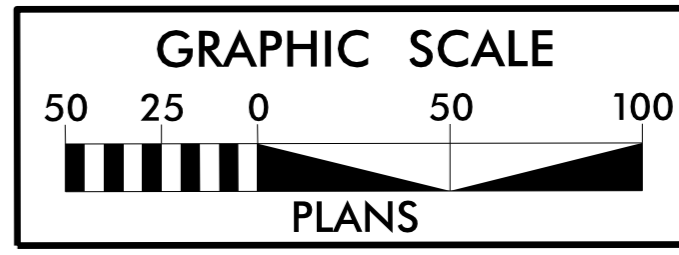
MATCH LINE -L- STA 769+00
SEE SHEET RDY28 / UC28

MAD 38' (SR 2007)

DATE PLOTTED: 08/22/2019 10:00 AM
PLOTTER: HP DesignJet T1100E
SCALE: 1/8"=1'-0"
SHEET: UC27A OF 2
PROJECT: R-2307B / 1-5717



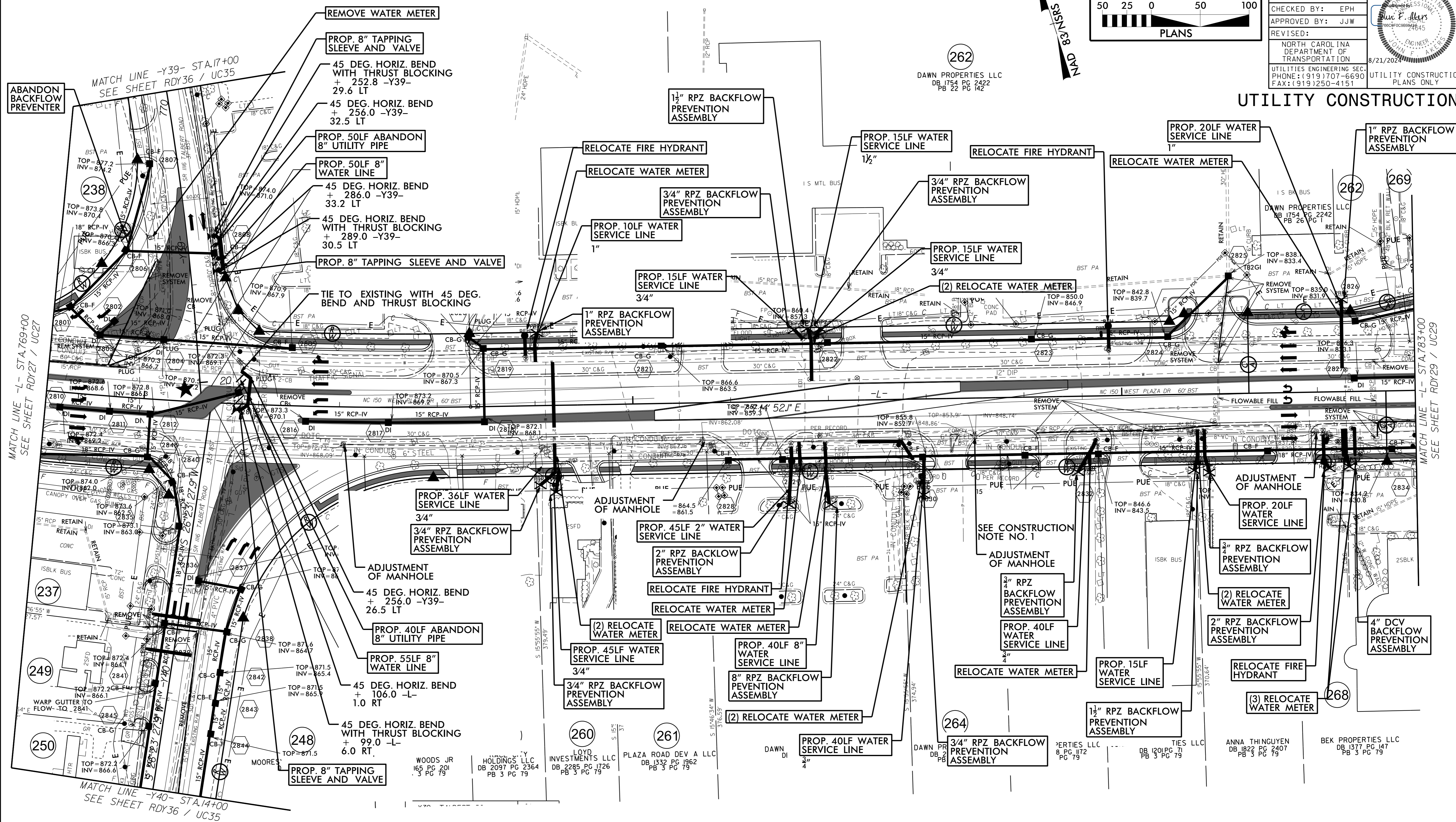
PROJECT REFERENCE NO. R-2307B / 1-5717 SHEET NO. UC28



DESIGNED BY: JFA
DRAWN BY: ACB
CHECKED BY: EPH
APPROVED BY: JJW
REVISED:
NORTH CAROLINA DEPARTMENT OF TRANSPORTATION
UTILITIES ENGINEERING SEC. PHONE: (919) 707-6690 FAX: (919) 250-4151
UTILITY CONSTRUCTION PLANS ONLY



UTILITY CONSTRUCTION



MATCH LINE -L- STA. 769+00
SEE SHEET RDY27 / UC27


MATCH LINE -L- STA. 783+00
SEE SHEET RDY29 / UC29

CONSTRUCTION NOTES:

- 1. SHOWN PER RECORDS. BACKFLOW PREVENTOR WAS NOT FOUND IN THE FIELD. VERIFY LOCATION OF THE BACKFLOW PREVENTOR IN THE FIELD AND COORDINATE WITH THE TOWN AS NEEDED.

NOTE:
THE ESTIMATED QUANTITY OF DUCTILE IRON WATER PIPE FITTINGS ON THIS PLAN SHEET IS 900 POUNDS. THE ACTUAL QUANTITY AND TYPE OF FITTINGS WILL VARY BASED ON FIELD CONDITIONS.

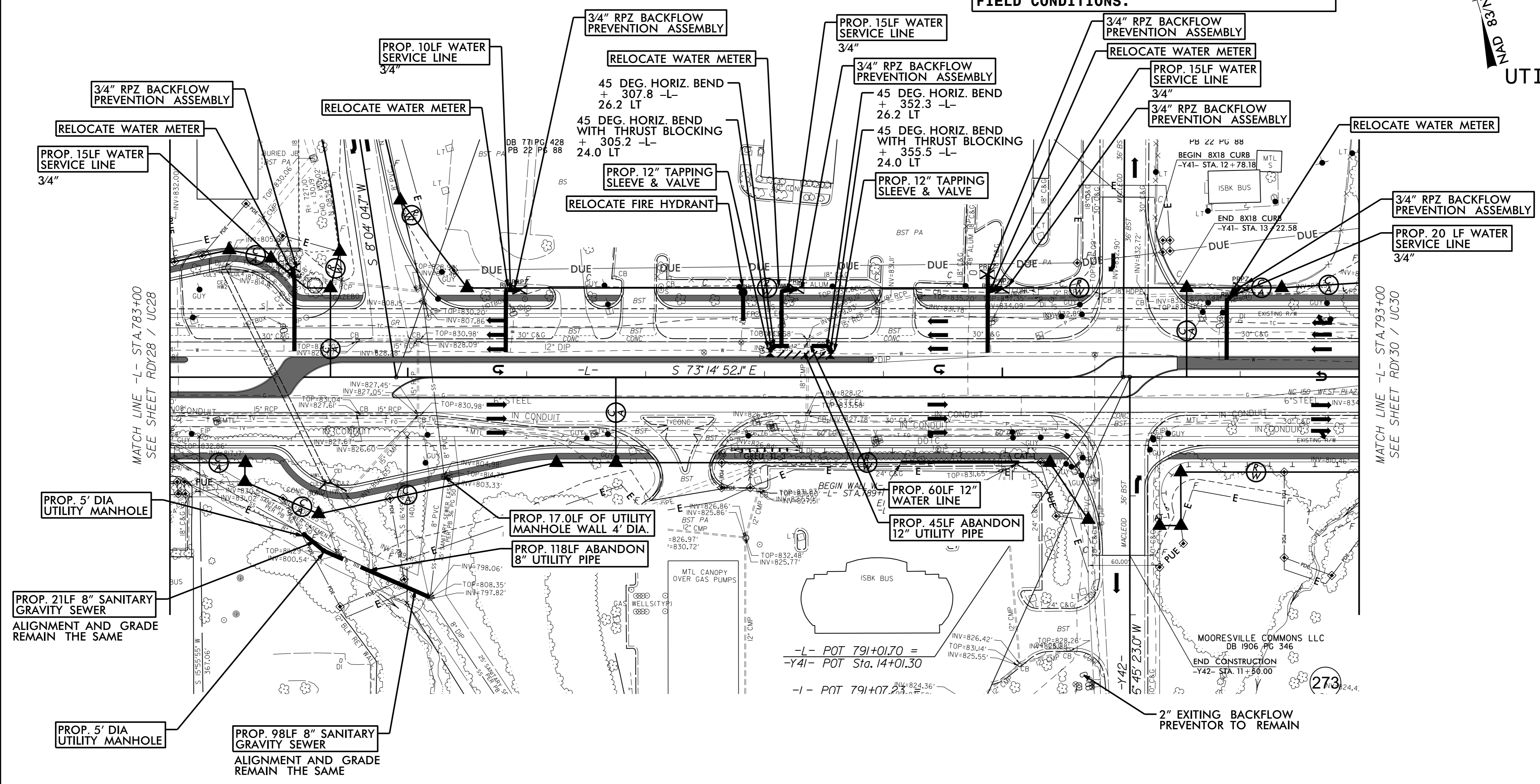
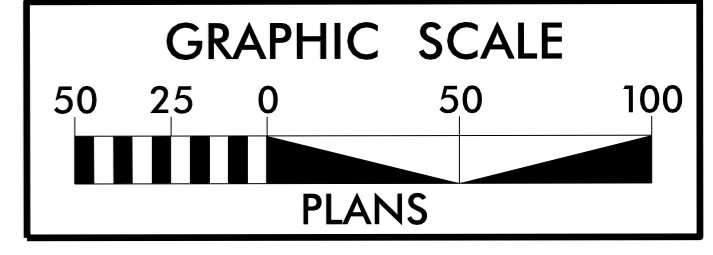


PROJECT REFERENCE NO.	SHEET NO.
R-2307B / I-5717	UC29
DESIGNED BY: JFA	
DRAWN BY: ACB	
CHECKED BY: EPH	
APPROVED BY: JJW	
REVISED:	
NORTH CAROLINA DEPARTMENT OF TRANSPORTATION UTILITIES ENGINEERING SEC. PHONE: (919) 707-6690 FAX: (919) 250-4151	
UTILITY CONSTRUCTION PLANS ONLY 8/21/2024	

NOTE:
 THE ESTIMATED QUANTITY OF DUCTILE IRON WATER PIPE FITTINGS ON THIS PLAN SHEET IS 1800 POUNDS. THE ACTUAL QUANTITY AND TYPE OF FITTINGS WILL VARY BASED ON FIELD CONDITIONS.

100' ± S&SN/8' ± MVD

UTILITY CONSTRUCTION



MATCH LINE -L- STA. 783+00
 SEE SHEET RDY28 / UC28

MATCH LINE -L- STA. 793+00
 SEE SHEET RDY30 / UC30

PROP. 5' DIA UTILITY MANHOLE

PROP. 21LF 8" SANITARY GRAVITY SEWER
 ALIGNMENT AND GRADE REMAIN THE SAME

PROP. 5' DIA UTILITY MANHOLE

PROP. 98LF 8" SANITARY GRAVITY SEWER
 ALIGNMENT AND GRADE REMAIN THE SAME

PROP. 17.0LF OF UTILITY MANHOLE WALL 4' DIA.
 PROP. 118LF ABANDON 8" UTILITY PIPE

PROP. 60LF 12" WATER LINE
 PROP. 45LF ABANDON 12" UTILITY PIPE

2" EXITING BACKFLOW PREVENTOR TO REMAIN

-L- POT 791+01.70 =
 -Y41- POT Sta. 14+01.30

-I- POT 791+07.23 =

MOORESVILLE COMMONS LLC
 DB 1906 PG 346
 END CONSTRUCTION
 -Y42- STA. 11+50.00

(273) 24.4

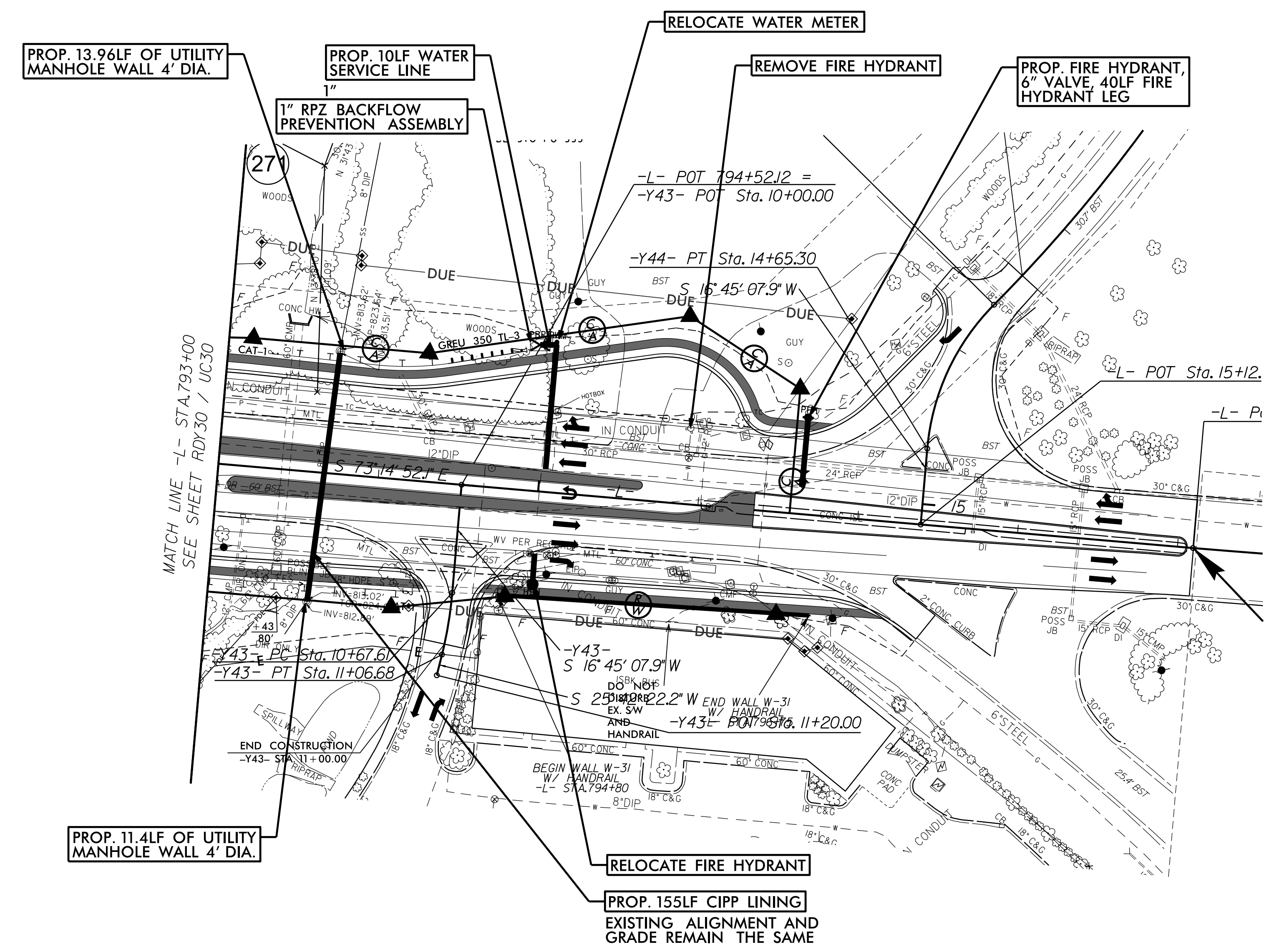
5/14/2024
UTILITY ENGINEERING SECTION
NAD 83 NSRS 2007

Dewberry

GRAPHIC SCALE
50 25 0 50 100
PLANS

PROJECT REFERENCE NO. R-2307B / 1-5717	SHEET NO. UC30
DESIGNED BY: JFA	
DRAWN BY: ACB	
CHECKED BY: EPH	
APPROVED BY: JJW	
REVISED:	
NORTH CAROLINA DEPARTMENT OF TRANSPORTATION	8/21/2024
UTILITIES ENGINEERING SEC. PHONE: (919) 707-6690 FAX: (919) 250-4151	UTILITY CONSTRUCTION PLANS ONLY

UTILITY CONSTRUCTION



PROP. 13.96LF OF UTILITY MANHOLE WALL 4' DIA.

PROP. 10LF WATER SERVICE LINE

RELOCATE WATER METER

REMOVE FIRE HYDRANT

PROP. FIRE HYDRANT, 6" VALVE, 40LF FIRE HYDRANT LEG

PROP. 11.4LF OF UTILITY MANHOLE WALL 4' DIA.

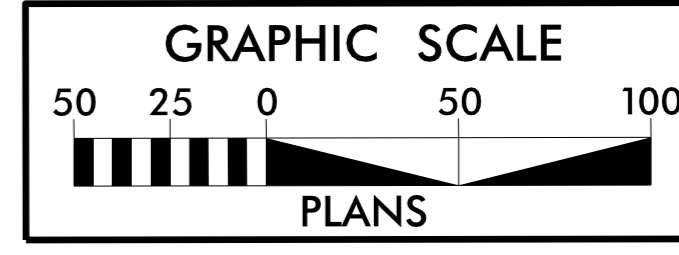
RELOCATE FIRE HYDRANT

PROP. 155LF CIPP LINING EXISTING ALIGNMENT AND GRADE REMAIN THE SAME

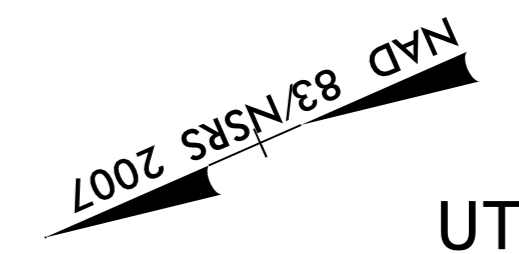
NAD 83 NSRS 2007



PROJECT REFERENCE NO. R-2307B / I-5717	SHEET NO. UC31
---	-------------------

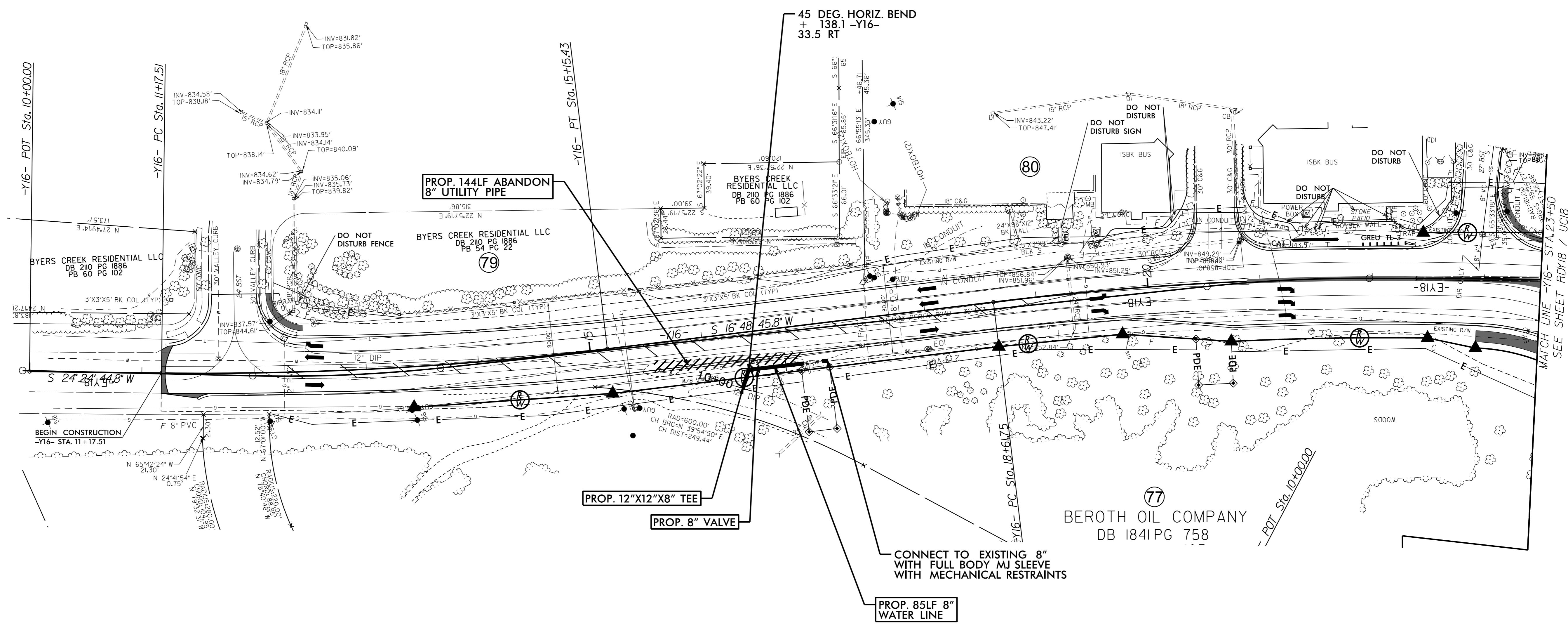


DESIGNED BY: JFA	
DRAWN BY: ACB	
CHECKED BY: EPH	
APPROVED BY: JJW	
REVISED:	
NORTH CAROLINA DEPARTMENT OF TRANSPORTATION	
UTILITIES ENGINEERING SEC. PHONE: (919) 707-6690 FAX: (919) 250-4151	8/21/2024
UTILITY CONSTRUCTION PLANS ONLY	



UTILITY CONSTRUCTION

NOTE:
THE ESTIMATED QUANTITY OF DUCTILE IRON WATER PIPE FITTINGS ON THIS PLAN SHEET IS 800 POUNDS. THE ACTUAL QUANTITY AND TYPE OF FITTINGS WILL VARY BASED ON FIELD CONDITIONS.




5/14/2024

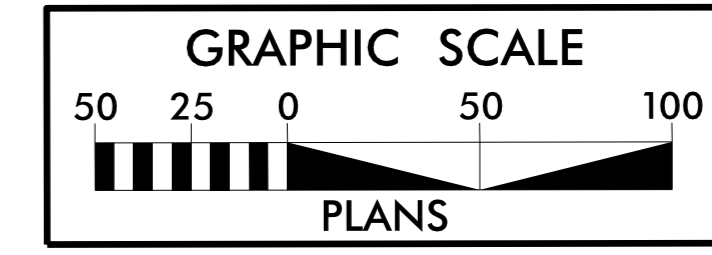
Vertical text on the left edge, possibly a scale or coordinate indicator.

5/14/2024



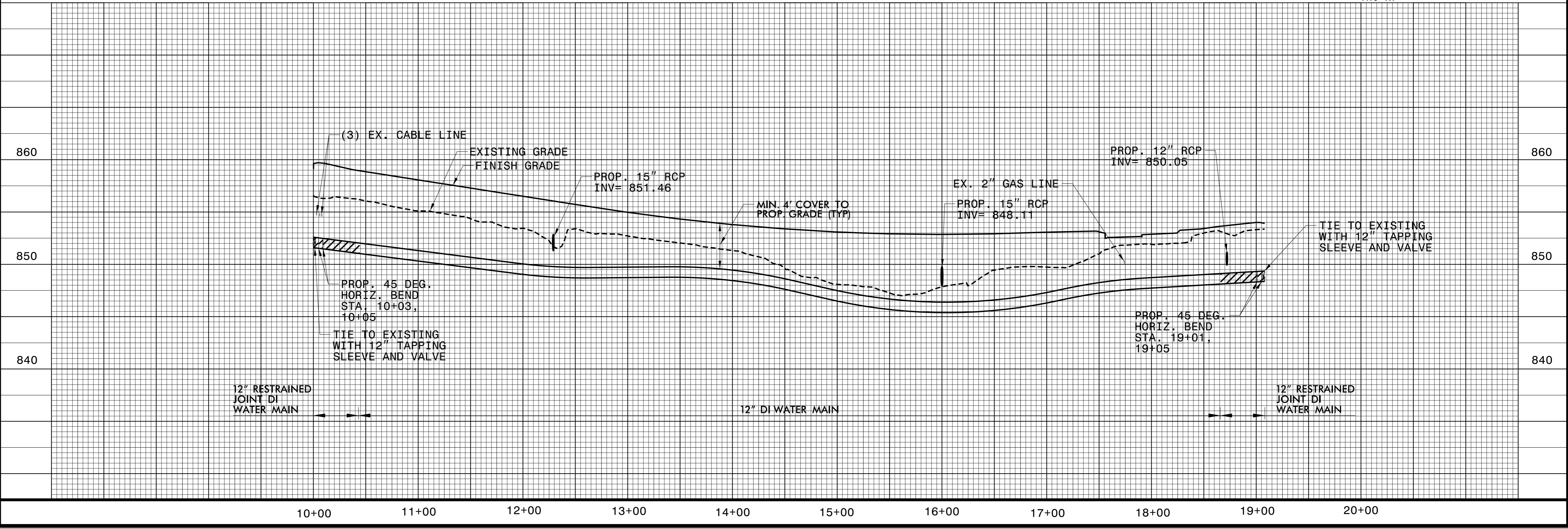
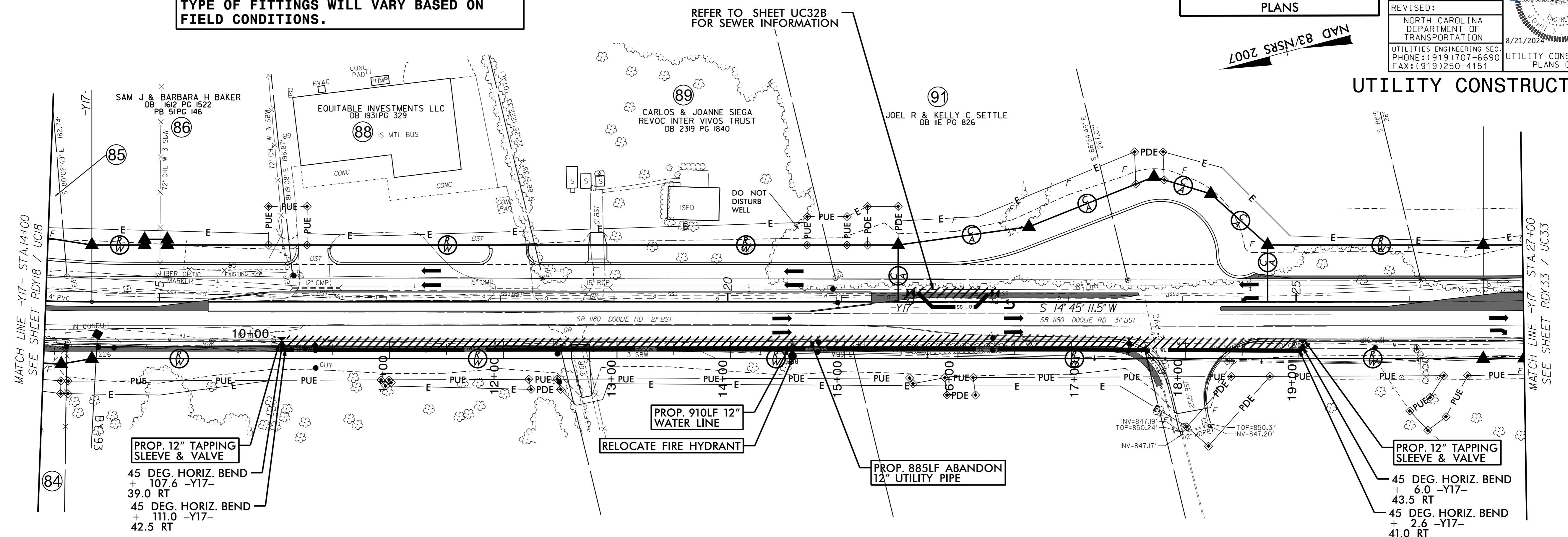
PROJECT REFERENCE NO. R-2307B / 1-5717	SHEET NO. UC32
DESIGNED BY: JFA	
DRAWN BY: ACB	
CHECKED BY: EPH	
APPROVED BY: JJW	
REVISED:	8/21/2024
NORTH CAROLINA DEPARTMENT OF TRANSPORTATION UTILITY ENGINEERING SEC. PHONE: (919) 707-6690 FAX: (919) 250-4151	
UTILITY CONSTRUCTION PLANS ONLY	

NOTE:
 THE ESTIMATED QUANTITY OF DUCTILE IRON
 WATER PIPE FITTINGS ON THIS PLAN SHEET
 IS 3500 POUNDS. THE ACTUAL QUANTITY AND
 TYPE OF FITTINGS WILL VARY BASED ON
 FIELD CONDITIONS.

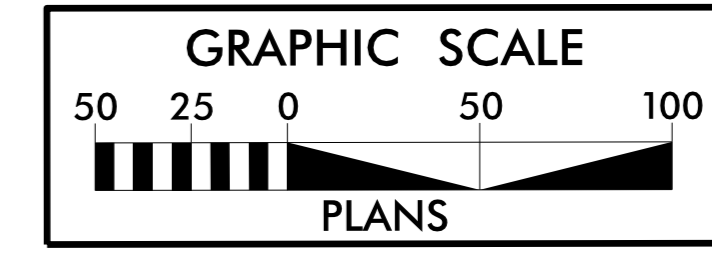


NAD 83/NSRS 2007

UTILITY CONSTRUCTION




10+00 11+00 12+00 13+00 14+00 15+00 16+00 17+00 18+00 19+00 20+00
 840 850 860



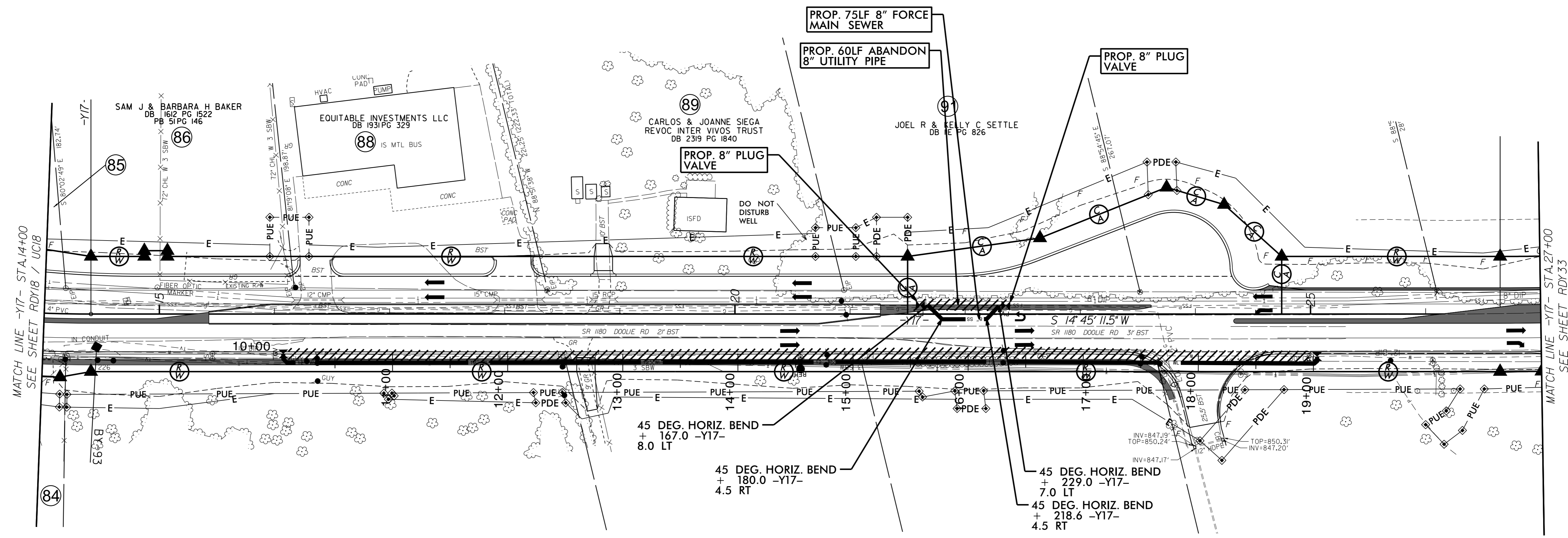
NAD 83/NSRS 2007

DESIGNED BY: JFA
DRAWN BY: ACB
CHECKED BY: EPH
APPROVED BY: JJW
REVISED:
NORTH CAROLINA DEPARTMENT OF TRANSPORTATION
8/21/2022
UTILITIES ENGINEERING SEC.
PHONE: (919) 707-6690
FAX: (919) 250-4151



UTILITY CONSTRUCTION

NOTE:
THE ESTIMATED QUANTITY OF DUCTILE IRON WATER PIPE FITTINGS ON THIS PLAN SHEET IS 500 POUNDS. THE ACTUAL QUANTITY AND TYPE OF FITTINGS WILL VARY BASED ON FIELD CONDITIONS.



MATCH LINE -Y17- STA.14+00
SEE SHEET RDY18 / UC18

MATCH LINE -Y17- STA.27+00
SEE SHEET RDY33

5/14/20
RDY18 / UC18
RDY19 / UC19
RDY20 / UC20
RDY21 / UC21
RDY22 / UC22
RDY23 / UC23
RDY24 / UC24
RDY25 / UC25
RDY26 / UC26
RDY27 / UC27
RDY28 / UC28
RDY29 / UC29
RDY30 / UC30
RDY31 / UC31
RDY32 / UC32
RDY33 / UC33
RDY34 / UC34
RDY35 / UC35
RDY36 / UC36
RDY37 / UC37
RDY38 / UC38
RDY39 / UC39
RDY40 / UC40
RDY41 / UC41
RDY42 / UC42
RDY43 / UC43
RDY44 / UC44
RDY45 / UC45
RDY46 / UC46
RDY47 / UC47
RDY48 / UC48
RDY49 / UC49
RDY50 / UC50
RDY51 / UC51
RDY52 / UC52
RDY53 / UC53
RDY54 / UC54
RDY55 / UC55
RDY56 / UC56
RDY57 / UC57
RDY58 / UC58
RDY59 / UC59
RDY60 / UC60
RDY61 / UC61
RDY62 / UC62
RDY63 / UC63
RDY64 / UC64
RDY65 / UC65
RDY66 / UC66
RDY67 / UC67
RDY68 / UC68
RDY69 / UC69
RDY70 / UC70
RDY71 / UC71
RDY72 / UC72
RDY73 / UC73
RDY74 / UC74
RDY75 / UC75
RDY76 / UC76
RDY77 / UC77
RDY78 / UC78
RDY79 / UC79
RDY80 / UC80
RDY81 / UC81
RDY82 / UC82
RDY83 / UC83
RDY84 / UC84
RDY85 / UC85
RDY86 / UC86
RDY87 / UC87
RDY88 / UC88
RDY89 / UC89
RDY90 / UC90
RDY91 / UC91
RDY92 / UC92
RDY93 / UC93
RDY94 / UC94
RDY95 / UC95
RDY96 / UC96
RDY97 / UC97
RDY98 / UC98
RDY99 / UC99
RDY100 / UC100

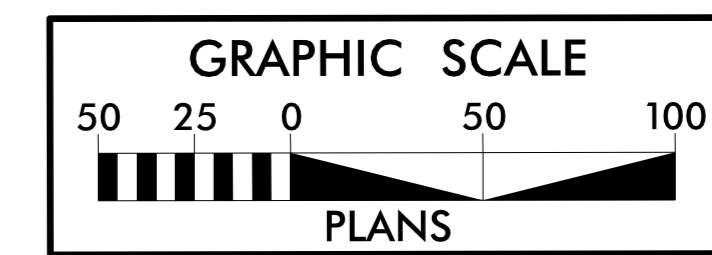
5/14/20

5/14/20



PROJECT REFERENCE NO. R-2307B / 1-5717

SHEET NO. UC33

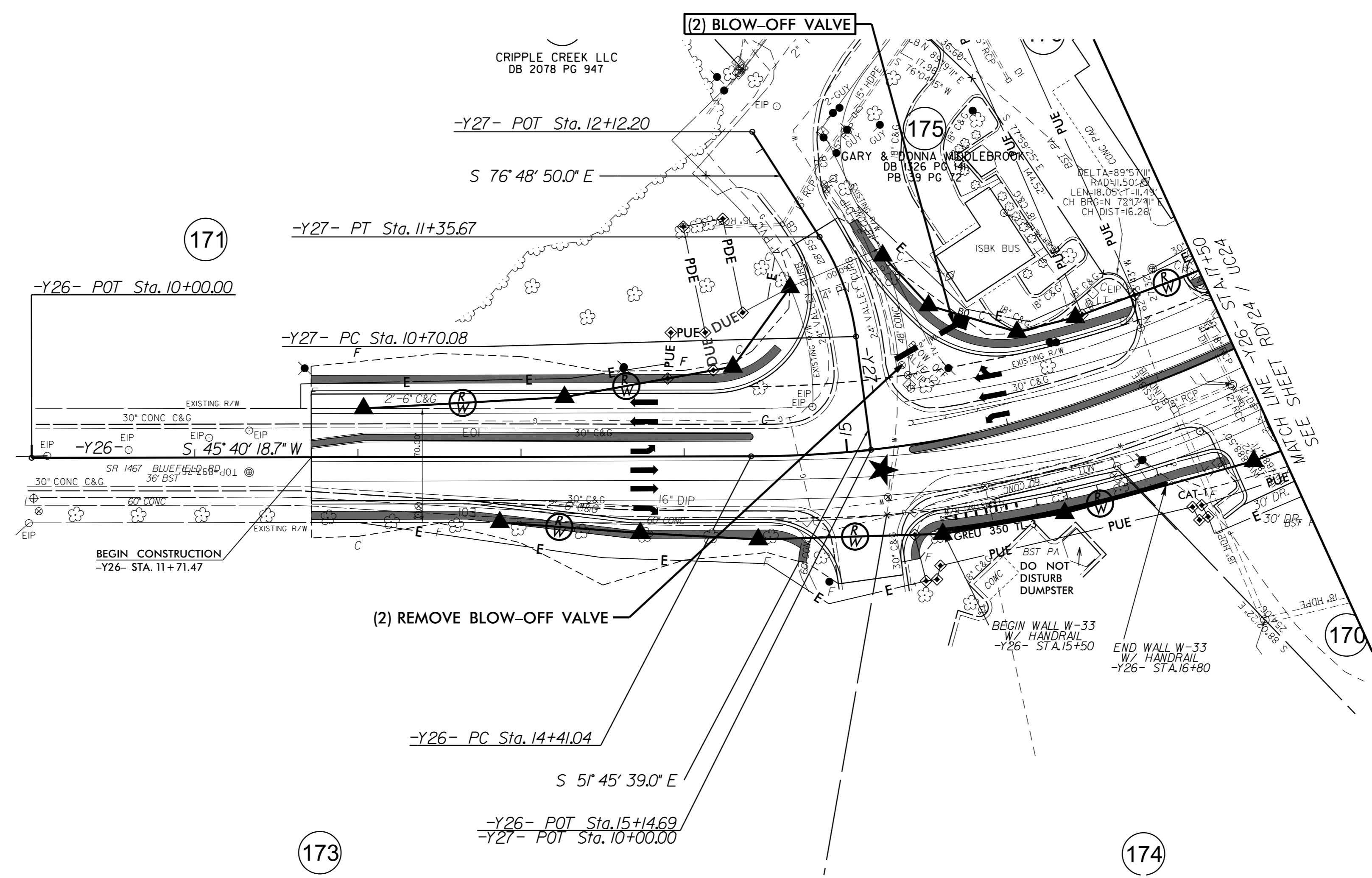


DESIGNED BY: JFA
DRAWN BY: ACB
CHECKED BY: EPH
APPROVED BY: JJW
REVISED:
NORTH CAROLINA DEPARTMENT OF TRANSPORTATION
UTILITIES ENGINEERING SEC.
PHONE: (919) 707-6690
FAX: (919) 250-4151



UTILITY CONSTRUCTION

NAD 83/NSRS 2007



171

175

170


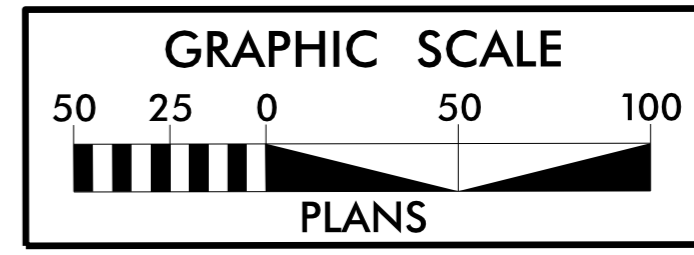
173

174

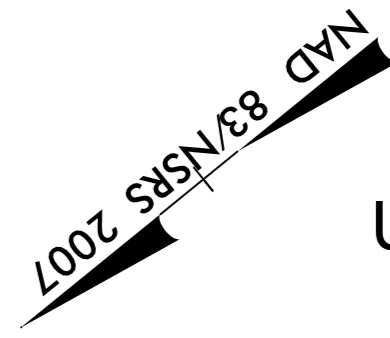


REGISTERED PROFESSIONAL ENGINEER
 STATE OF NORTH CAROLINA
 PROJECT NO. 07-2307B
 LICENSE NO. 36645

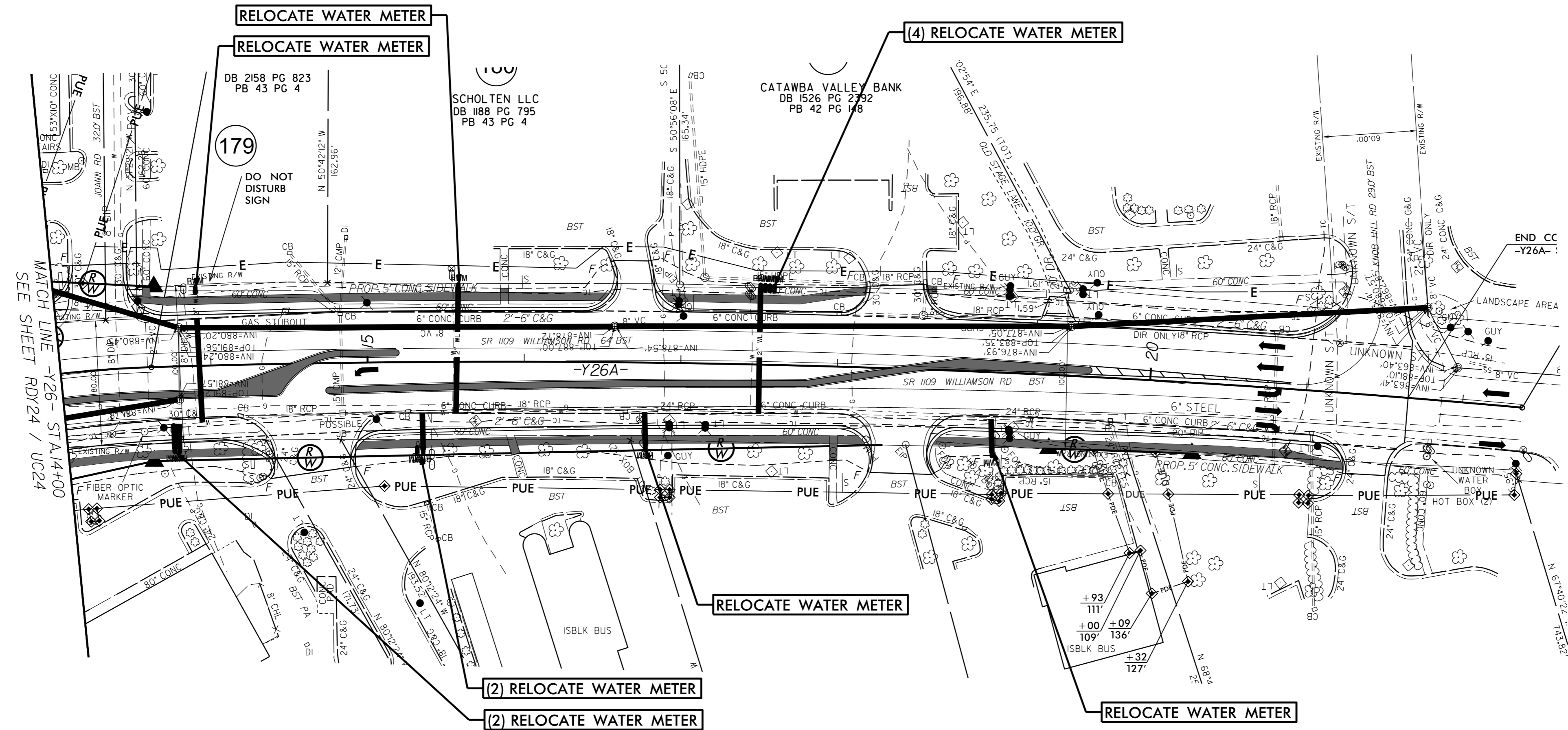
PROJECT REFERENCE NO. R-2307B / I-5717 SHEET NO. UC34



DESIGNED BY: JFA	NORTH CAROLINA DEPARTMENT OF TRANSPORTATION 8/21/2007 UTILITIES ENGINEERING SEC. PHONE: (919) 707-6690 FAX: (919) 250-4151
DRAWN BY: ACB	
CHECKED BY: EPH	
APPROVED BY: JJW	
REVISED:	
UTILITY CONSTRUCTION PLANS ONLY	



UTILITY CONSTRUCTION

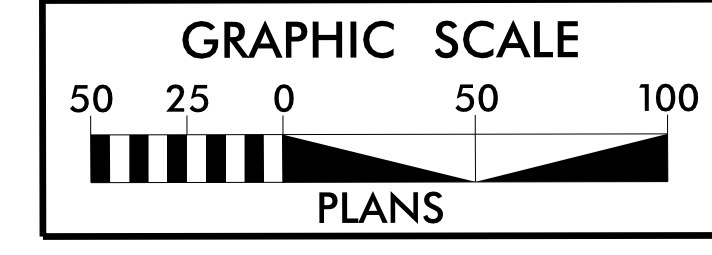


5/14/2024



STATE OF NORTH CAROLINA
REGISTERED PROFESSIONAL ENGINEER
NO. 38899
EXPIRES 12/31/2025

PROJECT REFERENCE NO. R-2307B / 1-5717 SHEET NO. UC35



NAD 83 NSRS 2007

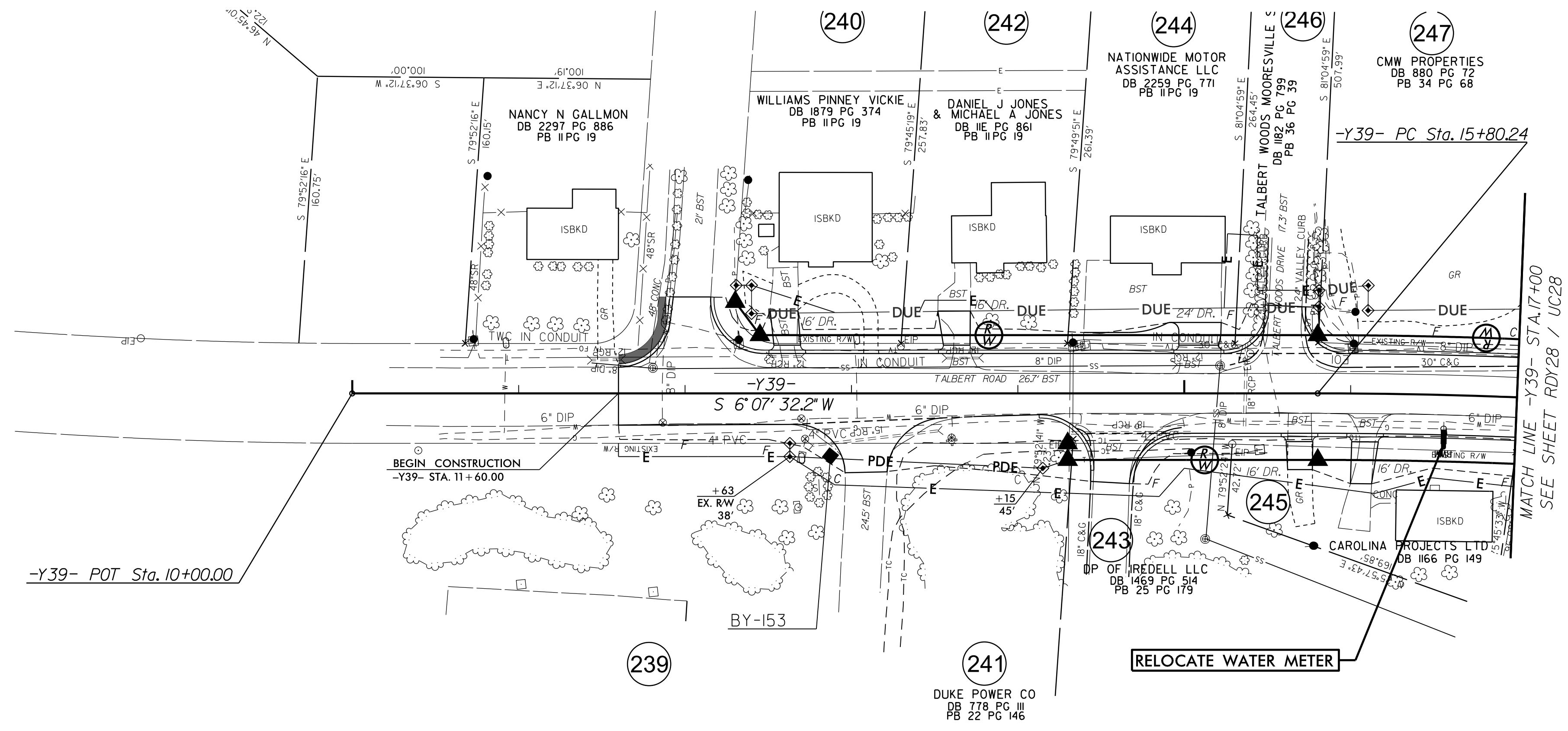
DESIGNED BY: JFA
DRAWN BY: ACB
CHECKED BY: EPH
APPROVED BY: JJW



REVISED:
NORTH CAROLINA DEPARTMENT OF TRANSPORTATION
UTILITIES ENGINEERING SEC.
PHONE: (919) 707-6690
FAX: (919) 250-4151

8/21/2024
UTILITY CONSTRUCTION PLANS ONLY

UTILITY CONSTRUCTION



MATCH LINE -Y39- STA. 17+00
SEE SHEET RDY28 / UC28

5/14/2024

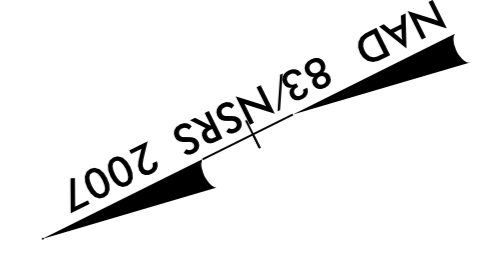
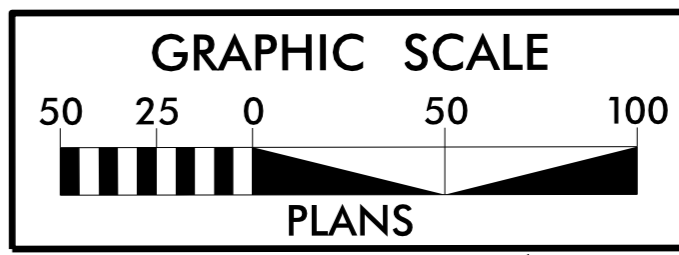
5/14/20

Dewberry

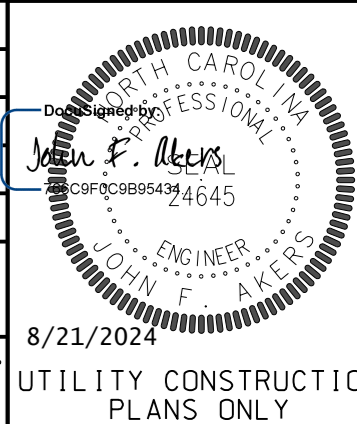
DEWBERRY ENGINEERING
2100 W. GARDNER STREET
RALEIGH, NC 27601
PHONE: 919.881.5939
NC REG. NO. 74289

PROJECT REFERENCE NO.
R-2307B / 1-5717

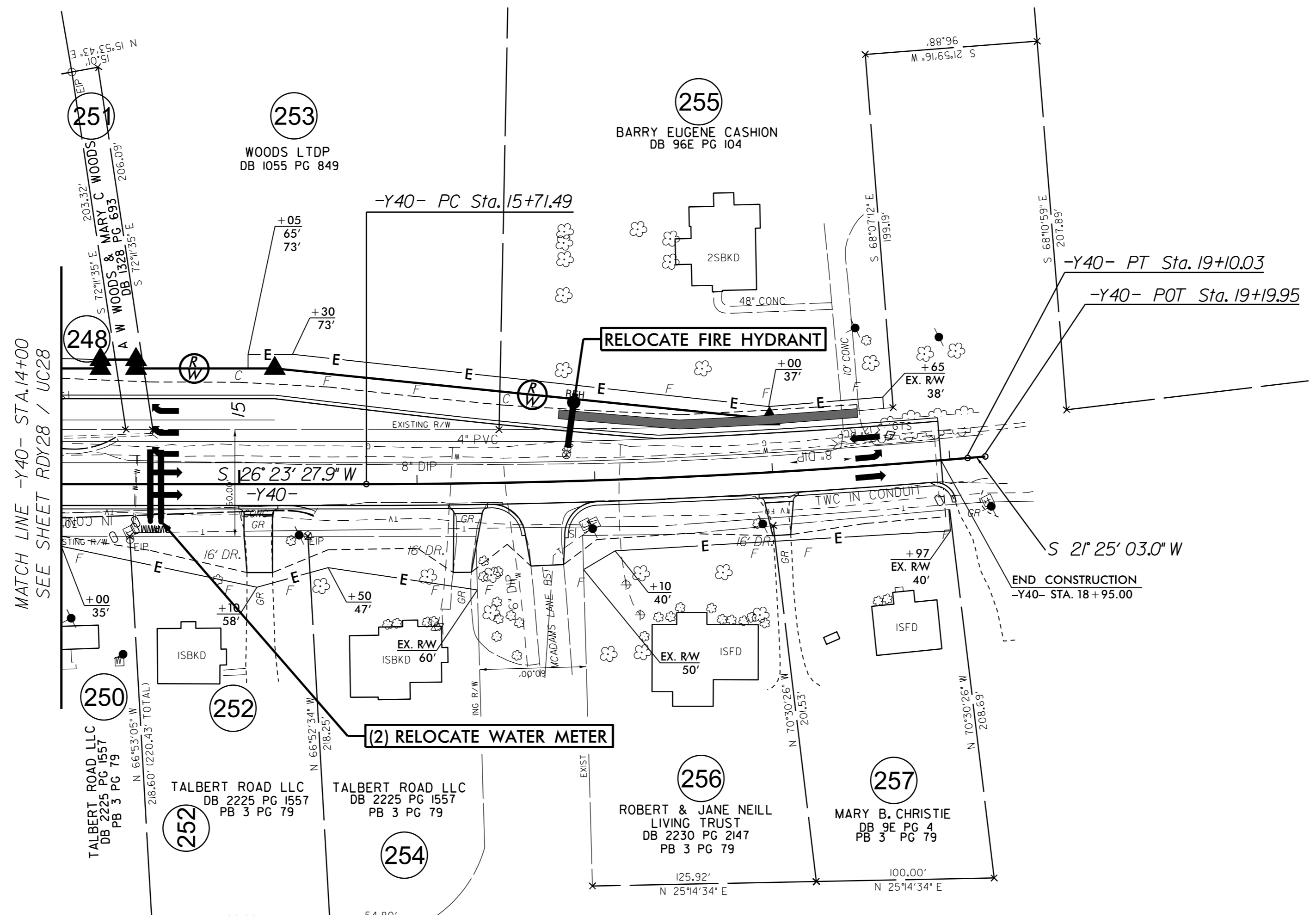
SHEET NO.
UC36



DESIGNED BY: JFA
DRAWN BY: ACB
CHECKED BY: EPH
APPROVED BY: JJW
REVISED:
NORTH CAROLINA
DEPARTMENT OF
TRANSPORTATION
8/21/2024
UTILITIES ENGINEERING SEC.
PHONE: (919) 707-6690
FAX: (919) 250-4151



UTILITY CONSTRUCTION



5/14/20