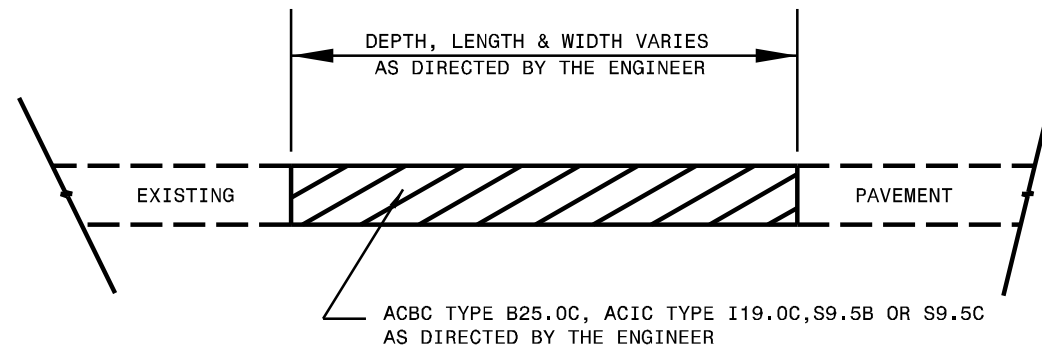


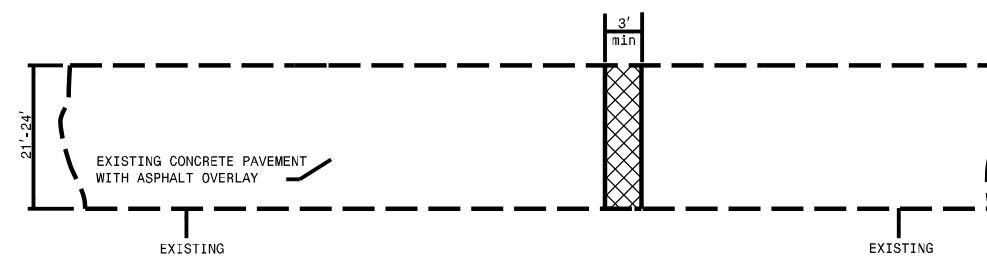
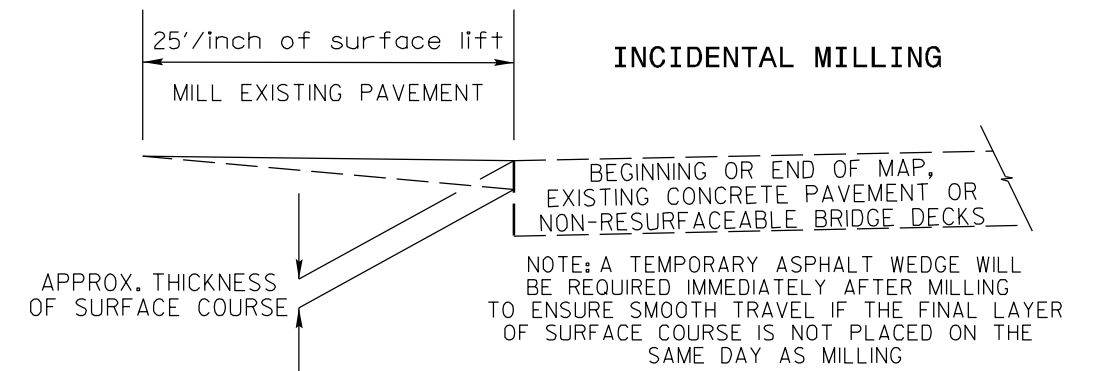
NOTES

ALL UNPAVED S.R. ROADS TO BE RESURFACED 50' FROM EDGE OF PAVEMENT OF MAIN PROJECT
ALL PAVED S.R. ROADS TO BE RESURFACED TO THE ENDS OF THE RADII, OR AS DIRECTED BY THE ENGINEER.
EDGES, PAVEMENT WIDENING, INTERSECTIONS AND BRIDGE FLARES ARE INCLUDED IN THE TABLE OF QUANTITIES.
BRIDGES TO BE RESURFACED AT LOCATIONS AND TO DEPTH AS DIRECTED BY THE ENGINEER.

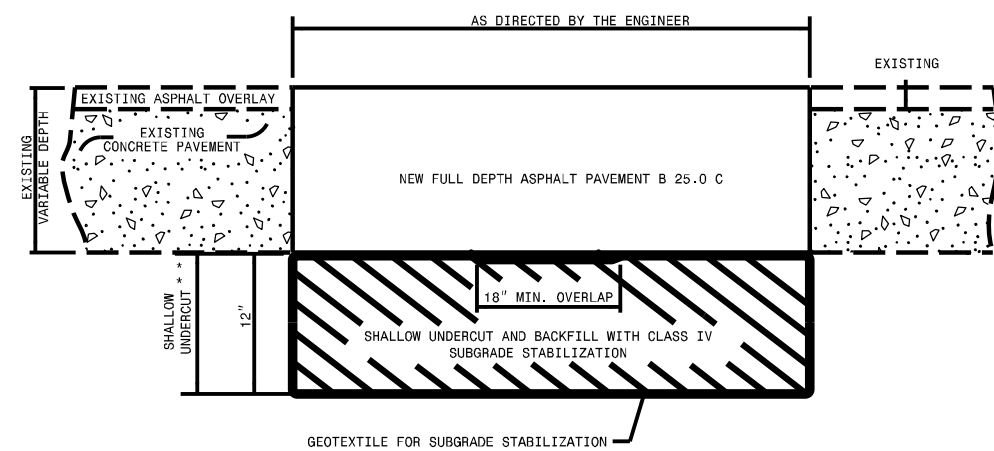


PATCHING EXISTING PAVEMENT

MILLING TO BE PERFORMED PRIOR TO PATCHING



TOP VIEW OF EXISTING CONCRETE SLAB REPAIR TO BE PERFORMED, AS DIRECTED BY THE ENGINEER



CROSS SECTION OF EXISTING CONCRETE SLAB REPAIR

- * DIMENSIONS ARE APPROXIMATE AND SHOULD BE FIELD VERIFIED
- ** SHALLOW UNDERCUT REQUIRED
- *** SLAB REPAIR ON MAPS 2 AND 3 TO BE COMPLETED PRIOR TO MILLING

THIS IS TIME INTENSIVE WORK AND CONTRACTOR SHOULD ALLOW AMPLE TIME FOR COMPLETION