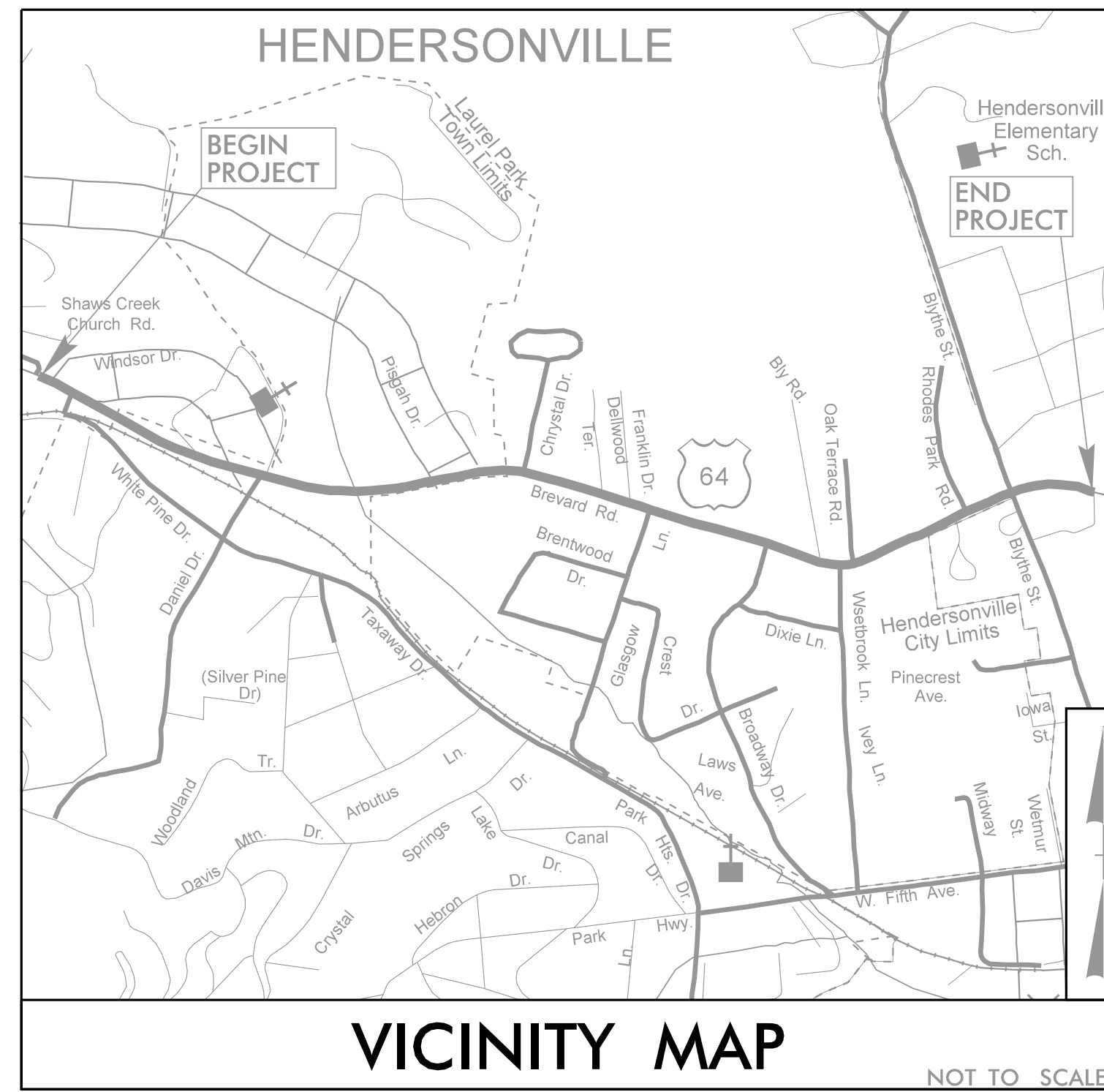


TIP PROJECT: U-5783



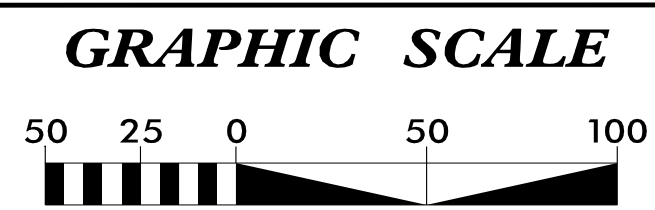
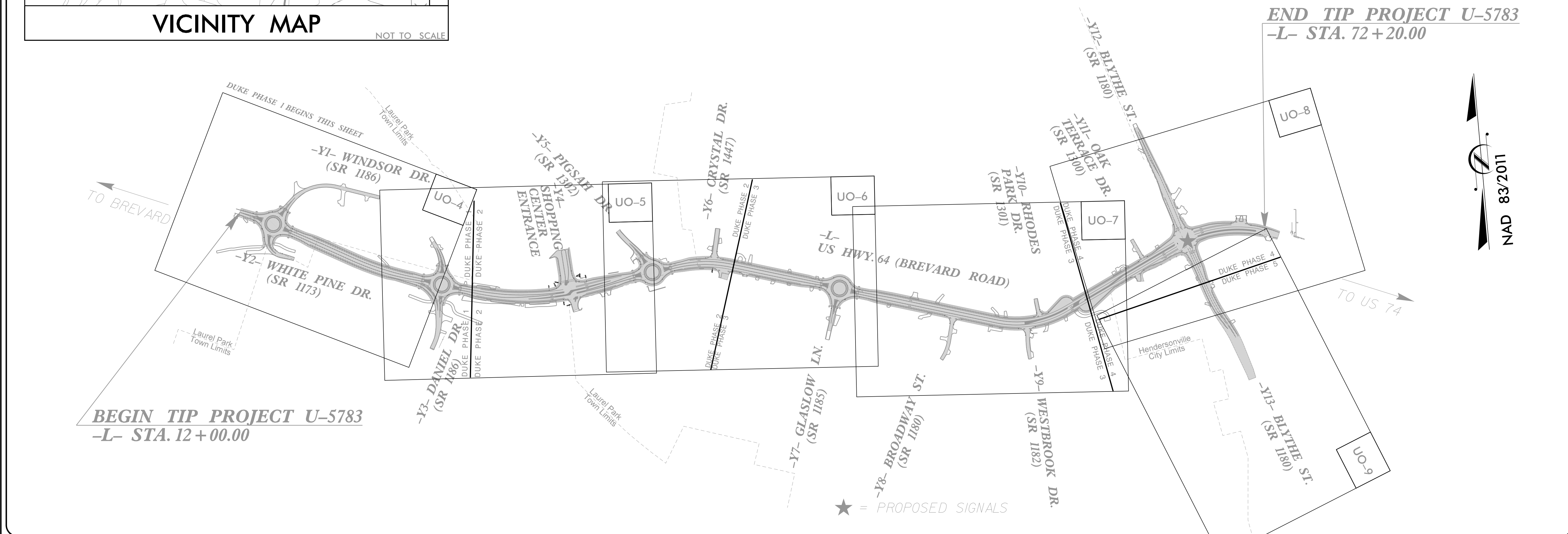
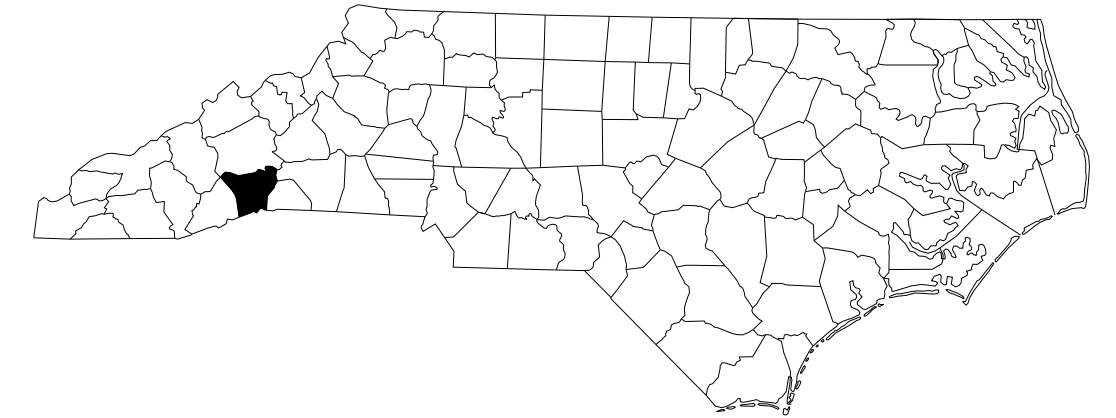
STATE OF NORTH CAROLINA
DIVISION OF HIGHWAYS

**UTILITIES BY OTHERS PLANS
HENDERSON COUNTY**

**LOCATION: US-64 (BREVARD ROAD) FROM SR 1173
(WHITE PINE DRIVE) TO SR 1180 (BLYTHE STREET)
TYPE OF WORK: RELOCATION OF UTILITIES**

T.I.P. NO.	SHEET NO.
U-5783	UO-1

NOTE:
ALL UTILITY WORK SHOWN ON THIS SHEET WILL BE DONE BY OTHERS. NO PAYMENT WILL BE MADE TO THE CONTRACTOR FOR UTILITY WORK SHOWN ON THIS SHEET.



INDEX OF SHEETS

SHEET NO.:	DESCRIPTION:
UO-1	TITLE SHEET
UO-2	SYMBOLGY SHEET
UO-3	SHEET OMITTED
UO-4 THRU UO-9	UBO PLAN SHEETS

UTILITY OWNERS WITH CONFLICTS

(A) POWER - DUKE ENGERY
 (B) TELEPHONE - AT&T
 (C) NATURAL GAS - DOMINION ENERGY
 (D) CATV - MORRIS BROADBAND/OPTIMUM
 (E) FIBER - VYVE COMMUNICATIONS
 (F) ERC
 (G) WATER & SEWER - CITY OF HENDERSONVILLE
 SHOWN FOR REFERENCE ONLY

JMT
Prepared in the Office of:
JOHNSON, MIRMIRAN, & THOMPSON, INC.
1318-F Patton Ave.
Asheville, NC 28806

Nick V. Asaro PROJECT UTILITY MANAGER
James Montgomery PROJECT UTILITY COORDINATOR

**DIVISION OF HIGHWAYS
DIVISION 14**
253 Webster Road
Syleva, NC 28779

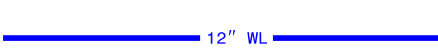
















Bob Golding DIVISION UTILITY ENGINEER

DIV. UTILITY COORDINATOR

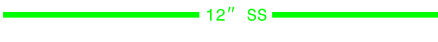



STATE OF NORTH CAROLINA
DIVISION OF HIGHWAYS

UTILITIES PLAN SHEET SYMBOLS






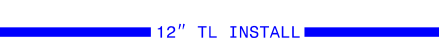

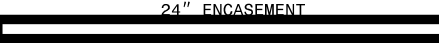
PROPOSED WATER SYMBOLS








Water Line (Sized as Shown)	
11¼ Degree Bend	
22½ Degree Bend	
45 Degree Bend	
90 Degree Bend	
Plug	
Tee	
Cross	
Reducer	
Gate Valve	
Butterfly Valve	
Tapping Valve	
Line Stop	
Line Stop with Bypass	
Blow Off	
Fire Hydrant	
Relocate Fire Hydrant	
Remove Fire Hydrant	
Water Meter	
Relocate Water Meter	
Remove Water Meter	
Water Pump Station	
RPZ Backflow Preventer	
DCV Backflow Preventer	
Relocate RPZ Backflow Preventer	
Relocate DCV Backflow Preventer	

PROPOSED SEWER SYMBOLS



















Gravity Sewer Line (Sized as Shown)	
Force Main Sewer Line (Sized as Shown)	
Manhole (Sized per Note)	
Sewer Pump Station	




















PROPOSED MISCELLANEOUS UTILITIES SYMBOLS

Power Pole	
Telephone Pole	
Joint Use Pole	
Telephone Pedestal	
Utility Line by Others (Type as Shown)	
Trenchless Installation	
Encasement by Open Cut	
Encasement	

Thrust Block	
Air Release Valve	
Utility Vault	
Concrete Pier	
Steel Pier	
Plan Note	
Pay Item Note	

EXISTING UTILITIES SYMBOLS

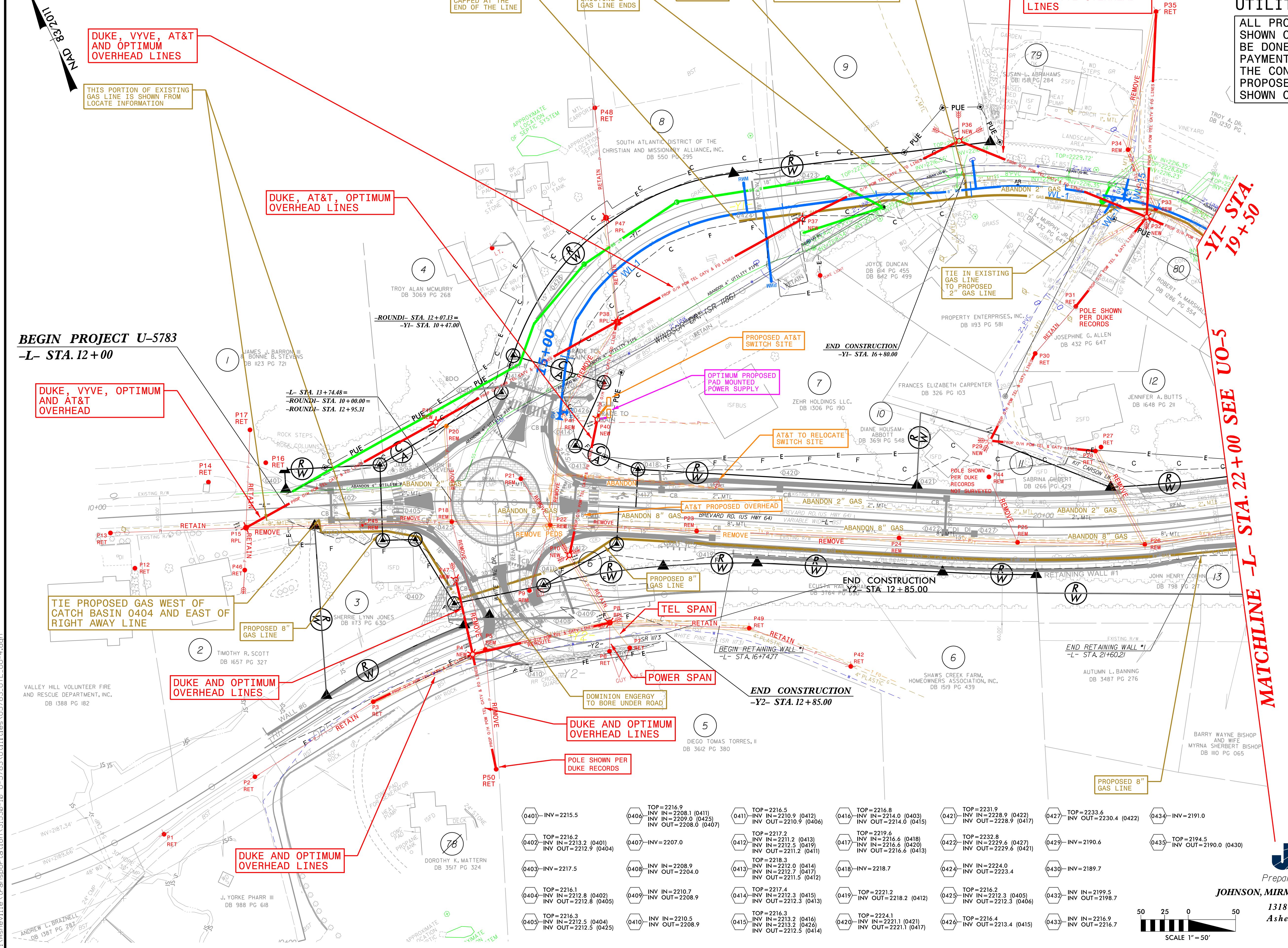
Power Pole	
Telephone Pole	
Joint Use Pole	
Utility Pole	
Utility Pole with Base	
H-Frame Pole	
Power Transmission Line Tower	
Water Manhole	
Power Manhole	
Telephone Manhole	
Sanitary Sewer Manhole	
Hand Hole for Cable	
Power Transformer	
Telephone Pedestal	
CATV Pedestal	
Gas Valve	
Gas Meter	
Located Miscellaneous Utility Object	
Abandoned According to Utility Records	AATUR
End of Information	E.O.I.

*Underground Power Line	
*Underground Telephone Cable	
*Underground Telephone Conduit	
*Underground Fiber Optics Telephone Cable	
*Underground TV Cable	
*Underground Fiber Optics TV Cable	
*Underground Gas Pipeline	
Aboveground Gas Pipeline	
*Underground Water Line	
Aboveground Water Line	
*Underground Gravity Sanitary Sewer Line	
Aboveground Gravity Sanitary Sewer Line	
*Underground SS Forced Main Line	
Underground Unknown Utility Line	
SUE Test Hole	
Water Meter	
Water Valve	
Fire Hydrant	
Sanitary Sewer Cleanout	

*For Existing Utilities
 Utility Line Drawn from Record (Type as Shown) W
 Designated Utility Line (Type as Shown) W

UTILITIES BY OTHERS
 ALL PROPOSED UTILITY WORK SHOWN ON THIS SHEET WILL BE DONE BY OTHERS. NO PAYMENT WILL BE MADE TO THE CONTRACTOR FOR PROPOSED UTILITY WORK SHOWN ON THIS SHEET.

DUKE PHASE 1 BEGINS THIS SHEET



BEGIN PROJECT U-5783
 -L- STA. 12+00

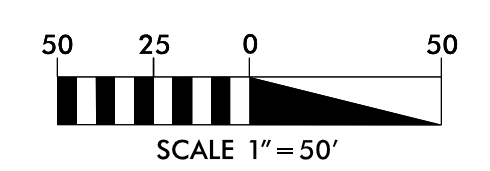
DUKE, VYVE, OPTIMUM AND AT&T OVERHEAD

TIE PROPOSED GAS WEST OF CATCH BASIN 0404 AND EAST OF RIGHT AWAY LINE

DUKE AND OPTIMUM OVERHEAD LINES

DUKE AND OPTIMUM OVERHEAD LINES

(040) INV=2215.5	(0406) TOP=2216.9 INV IN=2208.1 (0411) INV IN=2209.0 (0425) INV OUT=2208.0 (0407)	(041) TOP=2216.5 INV IN=2210.9 (0412) INV OUT=2210.9 (0406)	(0416) TOP=2216.8 INV IN=2214.0 (0403) INV OUT=2214.0 (0415)	(042) TOP=2231.9 INV IN=2228.9 (0422) INV OUT=2228.9 (0417)	(0427) TOP=2233.6 INV IN=2230.4 (0422)	(043) INV=2191.0
(0402) TOP=2216.2 INV IN=2213.2 (0401) INV OUT=2212.9 (0404)	(0407) INV=2207.0	(0412) TOP=2217.2 INV IN=2211.2 (0413) INV IN=2211.5 (0419) INV OUT=2211.2 (0411)	(0417) TOP=2219.6 INV IN=2216.6 (0418) INV IN=2216.6 (0420) INV OUT=2216.6 (0413)	(0422) TOP=2232.8 INV IN=2229.6 (0427) INV OUT=2229.6 (0421)	(0429) INV=2190.6	(0435) TOP=2194.5 INV OUT=2190.0 (0430)
(0403) INV=2217.5	(0408) INV IN=2208.9 INV OUT=2204.0	(0413) TOP=2218.3 INV IN=2212.0 (0414) INV IN=2212.7 (0417) INV OUT=2211.5 (0412)	(0418) INV=2218.7	(0424) INV IN=2224.0 INV OUT=2223.4	(0430) INV=2189.7	
(0404) TOP=2216.1 INV IN=2212.8 (0402) INV OUT=2212.8 (0405)	(0409) INV IN=2210.7 INV OUT=2208.9	(0414) TOP=2217.4 INV IN=2212.3 (0415) INV OUT=2212.3 (0413)	(0419) TOP=2221.2 INV OUT=2218.2 (0412)	(0425) TOP=2216.2 INV IN=2212.3 (0405) INV OUT=2212.3 (0406)	(0432) INV IN=2199.5 INV OUT=2198.7	
(0405) TOP=2216.3 INV IN=2212.5 (0404) INV OUT=2212.5 (0425)	(0410) INV IN=2210.5 INV OUT=2208.9	(0415) TOP=2216.3 INV IN=2213.2 (0416) INV IN=2213.2 (0426) INV OUT=2212.5 (0414)	(0420) TOP=2224.1 INV IN=2221.1 (0421) INV OUT=2221.1 (0417)	(0426) TOP=2216.4 INV OUT=2213.4 (0415)	(0433) INV IN=2216.9 INV OUT=2216.7	

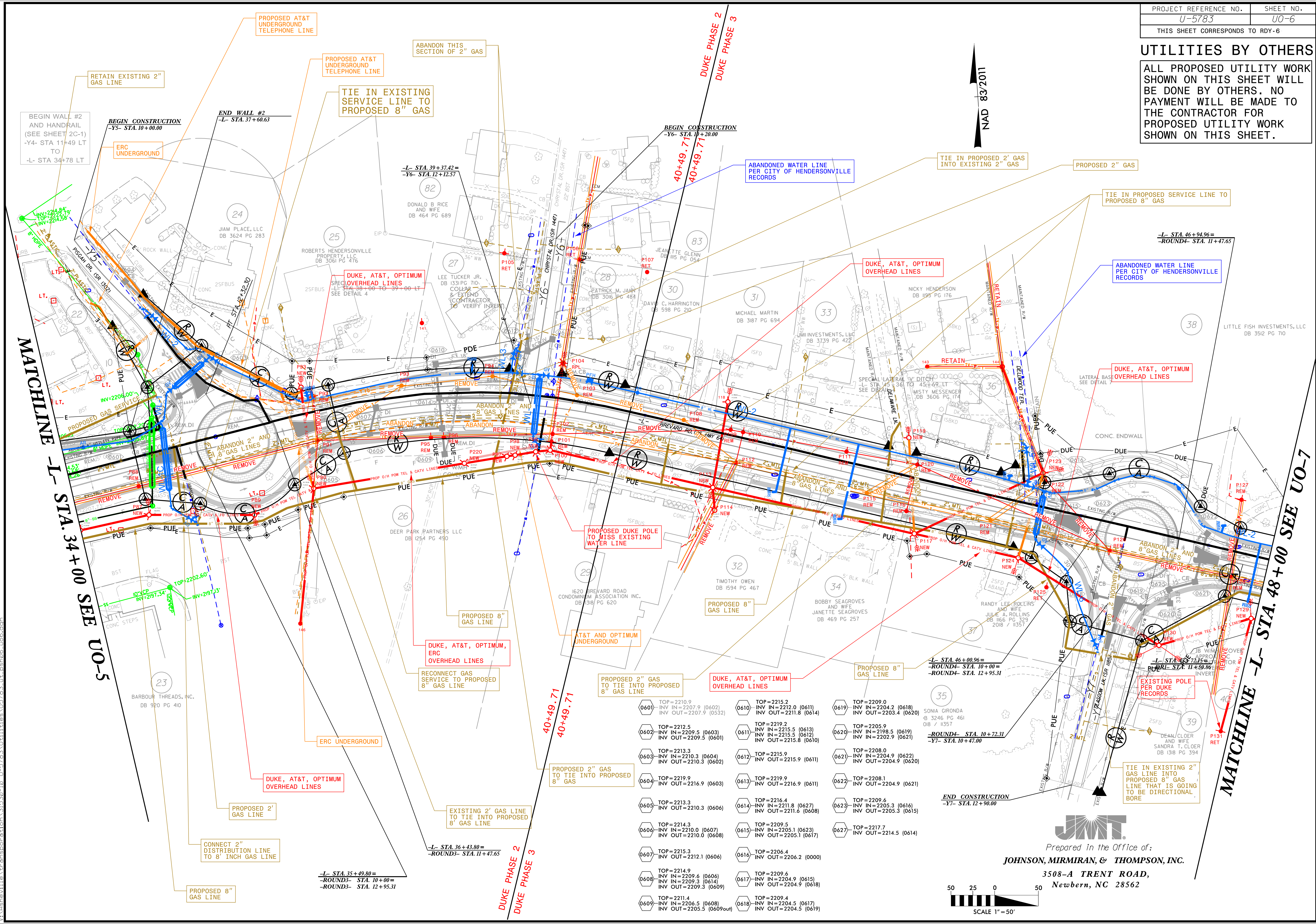


JMT
 Prepared in the Office of:
JOHNSON, MIRMIRAN, & THOMPSON, INC.
 1318-F Patton Ave.
 Asheville, NC 28806

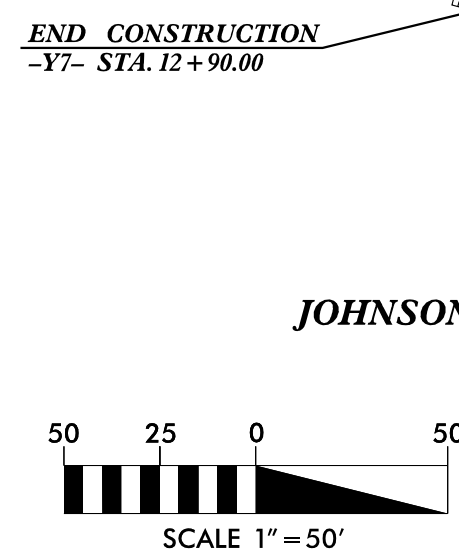
V:\Asheville\transportation\31530-10_U-5783\Utilities\U5783_UO-4.dwg

UTILITIES BY OTHERS

ALL PROPOSED UTILITY WORK SHOWN ON THIS SHEET WILL BE DONE BY OTHERS. NO PAYMENT WILL BE MADE TO THE CONTRACTOR FOR PROPOSED UTILITY WORK SHOWN ON THIS SHEET.



0601	TOP=2210.9 INV IN=2207.9 (0602) INV OUT=2207.9 (0532)	0610	TOP=2215.2 INV IN=2212.0 (0611) INV OUT=2211.8 (0614)	0619	TOP=2209.0 INV IN=2204.2 (0618) INV OUT=2203.4 (0620)
0602	TOP=2212.5 INV IN=2209.5 (0603) INV OUT=2209.5 (0601)	0611	TOP=2219.2 INV IN=2215.5 (0613) INV OUT=2215.8 (0610)	0620	TOP=2205.9 INV IN=2198.5 (0619) INV OUT=2202.9 (0621)
0603	TOP=2213.3 INV IN=2210.3 (0604) INV OUT=2210.3 (0602)	0612	TOP=2215.9 INV IN=2215.9 (0611) INV OUT=2215.9 (0611)	0621	TOP=2208.0 INV IN=2204.9 (0622) INV OUT=2204.9 (0620)
0604	TOP=2219.9 INV IN=2216.9 (0603) INV OUT=2216.9 (0603)	0613	TOP=2219.9 INV IN=2216.9 (0611) INV OUT=2216.9 (0611)	0622	TOP=2208.1 INV IN=2204.9 (0621) INV OUT=2204.9 (0621)
0605	TOP=2213.3 INV IN=2210.3 (0606) INV OUT=2210.3 (0606)	0614	TOP=2216.4 INV IN=2211.8 (0627) INV OUT=2211.6 (0608)	0623	TOP=2209.6 INV IN=2205.3 (0616) INV OUT=2205.3 (0615)
0606	TOP=2214.3 INV IN=2210.0 (0607) INV OUT=2210.0 (0608)	0615	TOP=2209.5 INV IN=2205.1 (0623) INV OUT=2205.1 (0617)	0627	TOP=2217.7 INV IN=2214.5 (0614) INV OUT=2214.5 (0614)
0607	TOP=2215.3 INV IN=2212.1 (0606) INV OUT=2212.1 (0606)	0616	TOP=2206.4 INV IN=2206.2 (0000) INV OUT=2206.2 (0000)		
0608	TOP=2214.9 INV IN=2209.6 (0606) INV IN=2209.3 (0614) INV OUT=2209.3 (0609)	0617	TOP=2209.6 INV IN=2204.9 (0615) INV OUT=2204.9 (0618)		
0609	TOP=2211.4 INV IN=2206.5 (0608) INV OUT=2205.5 (0609out)	0618	TOP=2209.4 INV IN=2204.5 (0617) INV OUT=2204.5 (0619)		

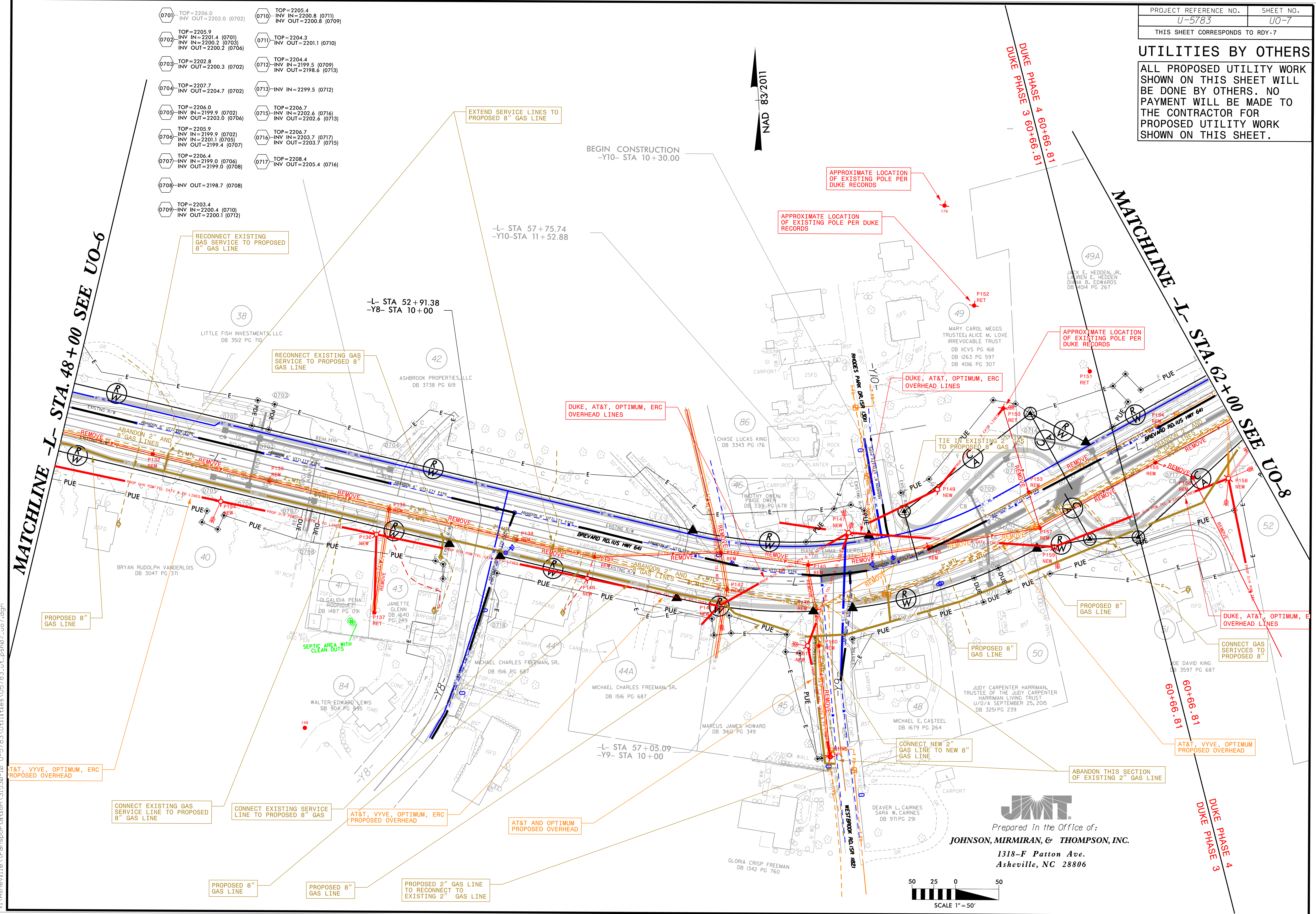


Prepared in the Office of:
JOHNSON, MIRMIRAN, & THOMPSON, INC.
 3508-A TRENT ROAD,
 Newbern, NC 28562

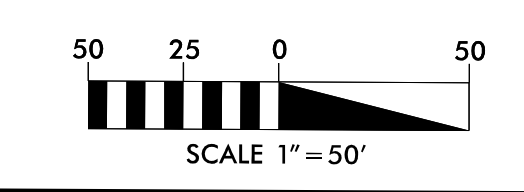
V:\Asheville\transportation\31530-10_U-5783\Utilities\U5783_ut_psh.056.dgn

UTILITIES BY OTHERS

ALL PROPOSED UTILITY WORK SHOWN ON THIS SHEET WILL BE DONE BY OTHERS. NO PAYMENT WILL BE MADE TO THE CONTRACTOR FOR PROPOSED UTILITY WORK SHOWN ON THIS SHEET.



(070) TOP=2206.0 INV IN=2203.0 (0702) INV OUT=2203.0 (0702)	(0710) TOP=2205.4 INV IN=2200.8 (0711) INV OUT=2200.8 (0709)
(0702) TOP=2205.9 INV IN=2201.4 (0701) INV IN=2200.2 (0703) INV OUT=2200.2 (0706)	(0711) TOP=2204.3 INV IN=2201.1 (0710)
(0703) TOP=2202.8 INV IN=2200.3 (0702) INV OUT=2200.3 (0702)	(0712) TOP=2204.4 INV IN=2199.5 (0709) INV OUT=2198.6 (0713)
(0704) TOP=2207.7 INV IN=2204.7 (0702)	(0713) INV IN=2299.5 (0712)
(0705) TOP=2206.0 INV IN=2199.9 (0702) INV OUT=2203.0 (0706)	(0715) TOP=2206.7 INV IN=2202.6 (0716) INV OUT=2202.6 (0713)
(0706) TOP=2205.9 INV IN=2199.9 (0702) INV IN=2201.1 (0705) INV OUT=2199.4 (0707)	(0716) TOP=2206.7 INV IN=2203.7 (0717) INV OUT=2203.7 (0715)
(0707) TOP=2206.4 INV IN=2199.0 (0706) INV OUT=2199.0 (0708)	(0717) TOP=2208.4 INV IN=2205.4 (0716)
(0708) INV OUT=2198.7 (0708)	
(0709) TOP=2203.4 INV IN=2200.4 (0710) INV OUT=2200.1 (0712)	



Prepared in the Office of:
JOHNSON, MIRMIRAN, & THOMPSON, INC.
 1318-F Patton Ave.
 Asheville, NC 28806

V:\Asheville\transportation\31530-10 U-5783\Utilities\U5783-ut.pst\07-uc7.dgn



Prepared in the Office of:
JOHNSON, MIRMIRAN, & THOMPSON, INC.
 1318-F Patton Ave.
 Asheville, NC 28806

PROJECT REFERENCE NO.	SHEET NO.
U-5783	UO-8
THIS SHEET CORRESPONDS TO RDY-8	

UTILITIES BY OTHERS
 ALL PROPOSED UTILITY WORK SHOWN ON THIS SHEET WILL BE DONE BY OTHERS. NO PAYMENT WILL BE MADE TO THE CONTRACTOR FOR PROPOSED UTILITY WORK SHOWN ON THIS SHEET.

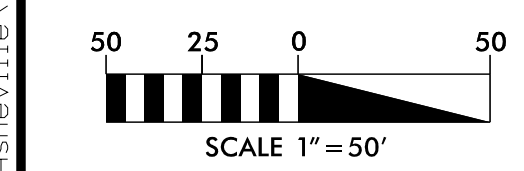
- DUKE, AT&T, OPTIMUM OVERHEAD LINES
- GAS TO BOX AROUND STORM DRAINAGE
- RECONNECT GAS SERVICE TO PROPOSED 8" GAS
- CONNECT PROPOSED 2" GAS LINE TO EXISTING 2" GAS LINE
- CONNECT PROPOSED 2" GAS LINE TO PROPOSED 8" GAS LINE

DUKE PHASE 4

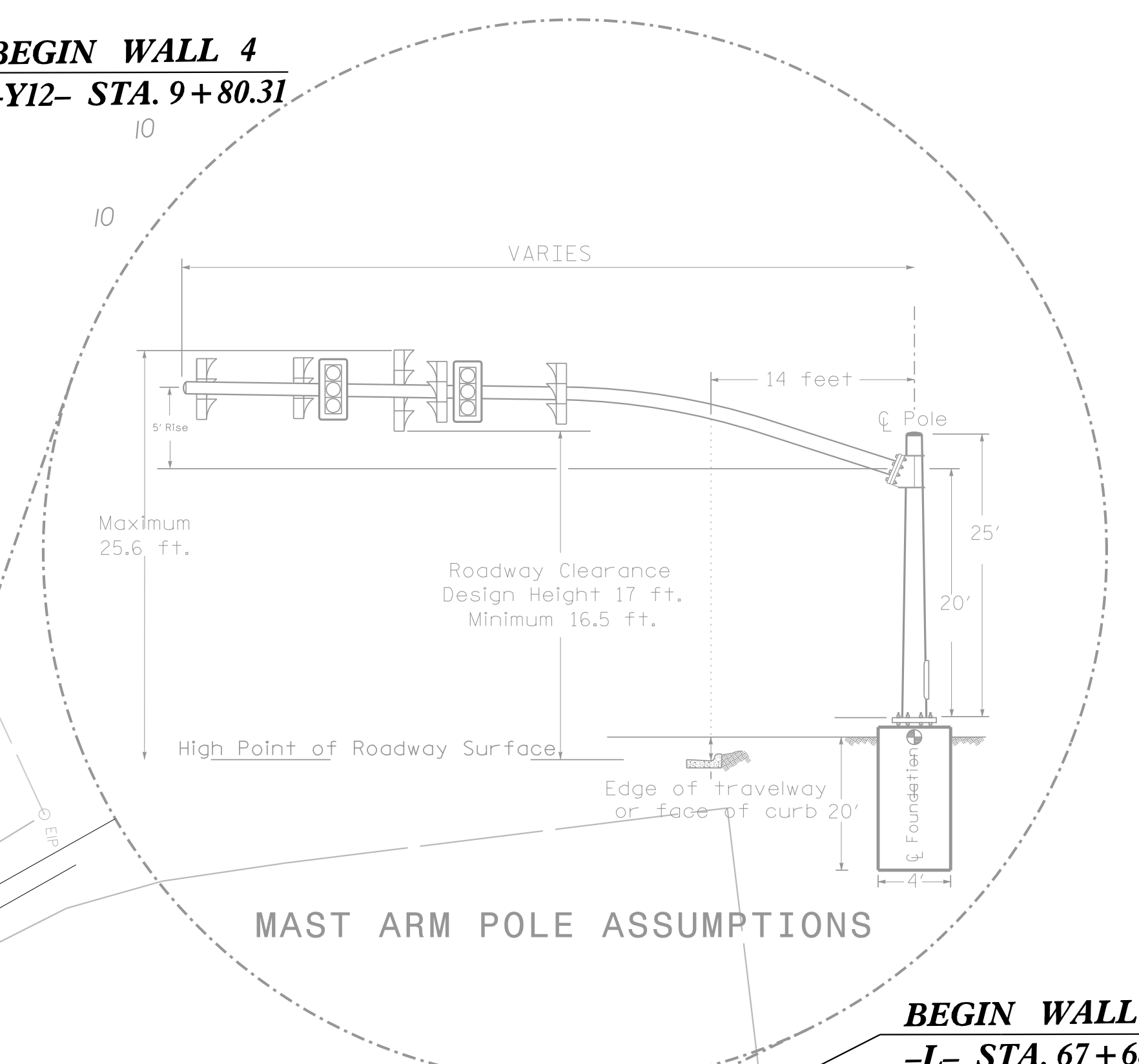
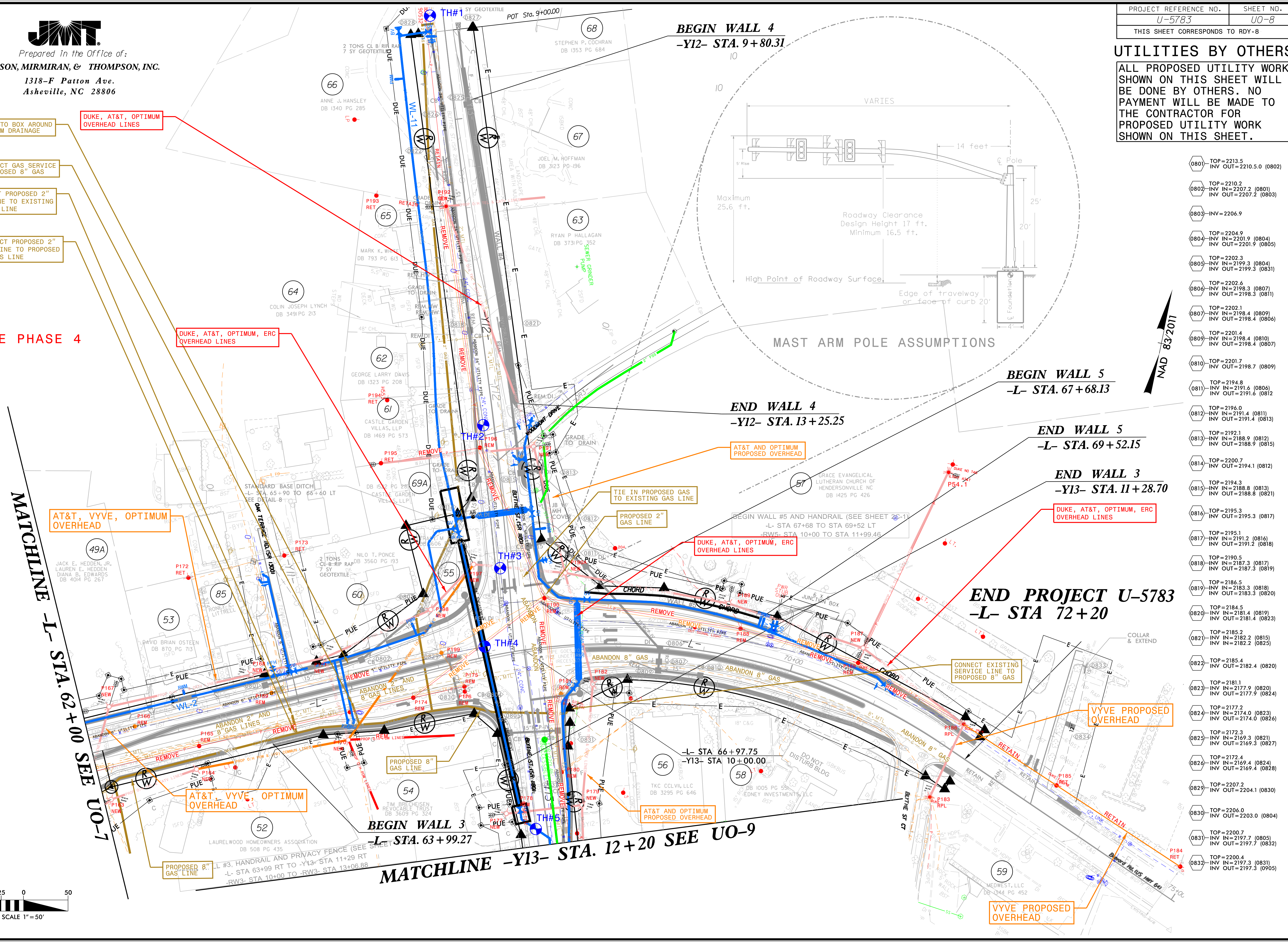
AT&T, VYVE, OPTIMUM OVERHEAD

AT&T, VYVE, OPTIMUM OVERHEAD


PROPOSED 8" GAS LINE



V:\Asheville\transportation\31530-10-U-5783\Utilities\U5783-ut-psn-08-uo8.dgn



- 0801 TOP=2213.5 INV OUT=2210.5.0 (0802)
- 0802 TOP=2210.2 INV IN=2207.2 (0801) INV OUT=2207.2 (0803)
- 0803 INV=2206.9
- 0804 TOP=2204.9 INV IN=2201.9 (0804) INV OUT=2201.9 (0805)
- 0805 TOP=2202.3 INV IN=2199.3 (0804) INV OUT=2199.3 (0831)
- 0806 TOP=2202.6 INV IN=2198.3 (0807) INV OUT=2198.3 (0811)
- 0807 TOP=2202.1 INV IN=2198.4 (0809) INV OUT=2198.4 (0806)
- 0809 TOP=2201.4 INV IN=2198.4 (0810) INV OUT=2198.4 (0807)
- 0810 TOP=2201.7 INV OUT=2198.7 (0809)
- 0811 TOP=2194.8 INV IN=2191.4 (0806) INV OUT=2191.6 (0812)
- 0812 TOP=2196.0 INV IN=2191.4 (0811) INV OUT=2191.4 (0813)
- 0813 TOP=2192.1 INV IN=2188.9 (0812) INV OUT=2188.9 (0815)
- 0814 TOP=2200.7 INV OUT=2194.1 (0812)
- 0815 TOP=2194.3 INV IN=2188.8 (0813) INV OUT=2188.8 (0821)
- 0816 TOP=2195.3 INV OUT=2195.3 (0817)
- 0817 TOP=2195.1 INV IN=2191.2 (0816) INV OUT=2191.2 (0818)
- 0818 TOP=2190.5 INV IN=2187.3 (0817) INV OUT=2187.3 (0819)
- 0819 TOP=2186.5 INV IN=2183.3 (0818) INV OUT=2183.3 (0820)
- 0820 TOP=2184.5 INV IN=2181.4 (0819) INV OUT=2181.4 (0823)
- 0821 TOP=2185.2 INV IN=2182.2 (0815) INV OUT=2182.2 (0825)
- 0822 TOP=2185.4 INV OUT=2182.4 (0820)
- 0823 TOP=2181.1 INV IN=2177.9 (0820) INV OUT=2177.9 (0824)
- 0824 TOP=2177.2 INV IN=2174.0 (0823) INV OUT=2174.0 (0826)
- 0825 TOP=2172.3 INV IN=2169.3 (0821) INV OUT=2169.3 (0827)
- 0826 TOP=2172.4 INV IN=2169.4 (0824) INV OUT=2169.4 (0828)
- 0829 TOP=2207.2 INV OUT=2204.1 (0830)
- 0830 TOP=2206.0 INV OUT=2203.0 (0804)
- 0831 TOP=2200.7 INV IN=2197.7 (0805) INV OUT=2197.7 (0832)
- 0832 TOP=2200.4 INV IN=2197.3 (0831) INV OUT=2197.3 (0905)

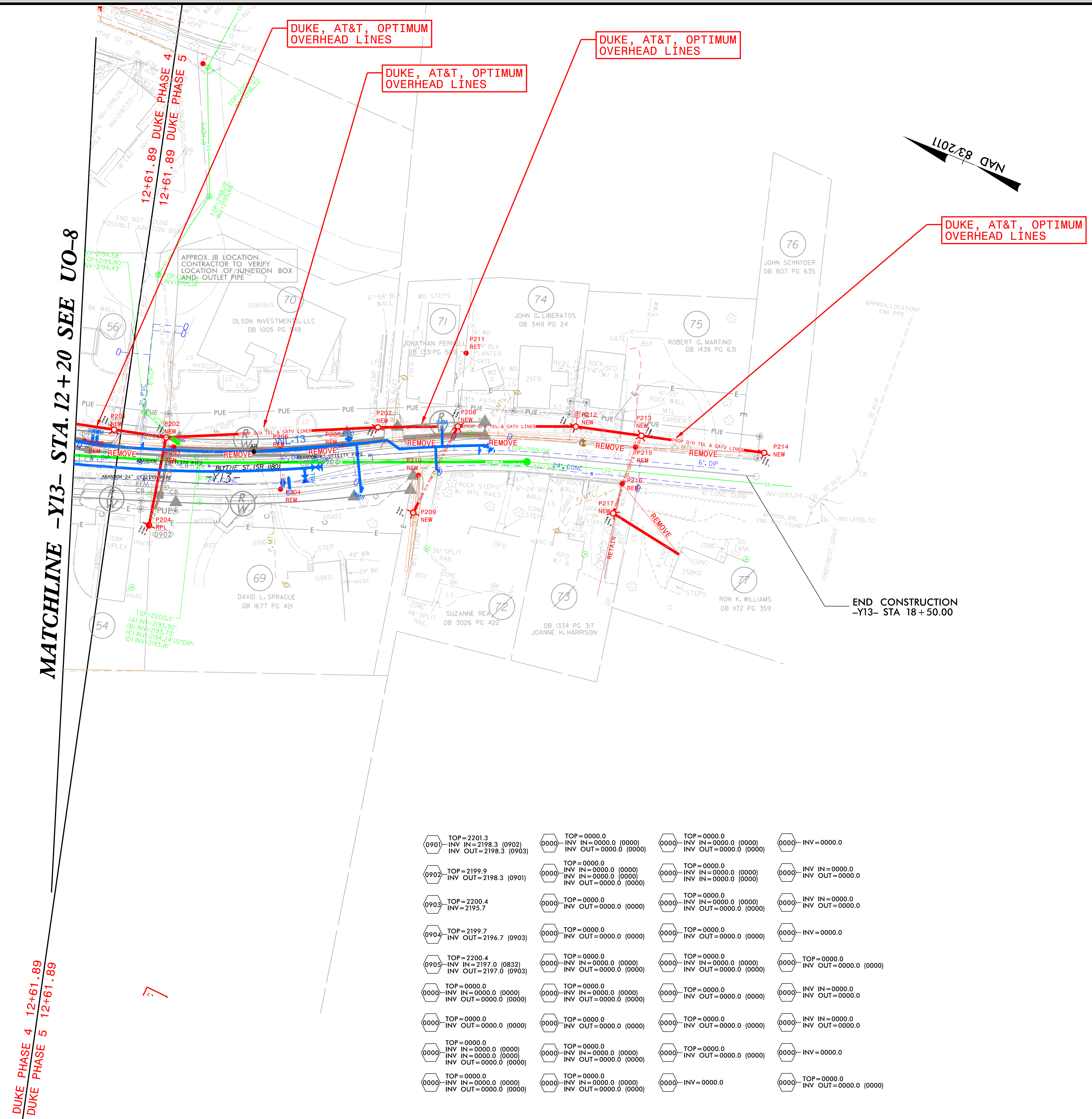


MATCHLINE -L- STA. 62+00 SEE UO-7

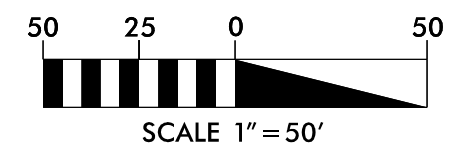
MATCHLINE -Y13- STA. 12+20 SEE UO-9

UTILITIES BY OTHERS

ALL PROPOSED UTILITY WORK SHOWN ON THIS SHEET WILL BE DONE BY OTHERS. NO PAYMENT WILL BE MADE TO THE CONTRACTOR FOR PROPOSED UTILITY WORK SHOWN ON THIS SHEET.



0901	TOP = 2201.3 INV IN = 2198.3 (0902) INV OUT = 2198.3 (0903)	0000	TOP = 0000.0 INV IN = 0000.0 (0000) INV OUT = 0000.0 (0000)	0000	TOP = 0000.0 INV IN = 0000.0 (0000) INV OUT = 0000.0 (0000)	0000	TOP = 0000.0 INV IN = 0000.0 (0000) INV OUT = 0000.0 (0000)
0902	TOP = 2199.9 INV OUT = 2198.3 (0901)	0000	TOP = 0000.0 INV IN = 0000.0 (0000) INV OUT = 0000.0 (0000)	0000	TOP = 0000.0 INV IN = 0000.0 (0000) INV OUT = 0000.0 (0000)	0000	TOP = 0000.0 INV IN = 0000.0 (0000) INV OUT = 0000.0 (0000)
0903	TOP = 2200.4 INV = 2195.7	0000	TOP = 0000.0 INV OUT = 0000.0 (0000)	0000	TOP = 0000.0 INV IN = 0000.0 (0000) INV OUT = 0000.0 (0000)	0000	TOP = 0000.0 INV IN = 0000.0 (0000) INV OUT = 0000.0 (0000)
0904	TOP = 2199.7 INV OUT = 2196.7 (0903)	0000	TOP = 0000.0 INV OUT = 0000.0 (0000)	0000	TOP = 0000.0 INV OUT = 0000.0 (0000)	0000	TOP = 0000.0 INV IN = 0000.0 (0000) INV OUT = 0000.0 (0000)
0905	TOP = 2200.4 INV IN = 2197.0 (0832) INV OUT = 2197.0 (0903)	0000	TOP = 0000.0 INV IN = 0000.0 (0000) INV OUT = 0000.0 (0000)	0000	TOP = 0000.0 INV IN = 0000.0 (0000) INV OUT = 0000.0 (0000)	0000	TOP = 0000.0 INV IN = 0000.0 (0000) INV OUT = 0000.0 (0000)
0000	TOP = 0000.0 INV IN = 0000.0 (0000) INV OUT = 0000.0 (0000)	0000	TOP = 0000.0 INV IN = 0000.0 (0000) INV OUT = 0000.0 (0000)	0000	TOP = 0000.0 INV IN = 0000.0 (0000) INV OUT = 0000.0 (0000)	0000	TOP = 0000.0 INV IN = 0000.0 (0000) INV OUT = 0000.0 (0000)
0000	TOP = 0000.0 INV OUT = 0000.0 (0000)	0000	TOP = 0000.0 INV OUT = 0000.0 (0000)	0000	TOP = 0000.0 INV OUT = 0000.0 (0000)	0000	TOP = 0000.0 INV IN = 0000.0 (0000) INV OUT = 0000.0 (0000)
0000	TOP = 0000.0 INV IN = 0000.0 (0000) INV OUT = 0000.0 (0000)	0000	TOP = 0000.0 INV IN = 0000.0 (0000) INV OUT = 0000.0 (0000)	0000	TOP = 0000.0 INV IN = 0000.0 (0000) INV OUT = 0000.0 (0000)	0000	TOP = 0000.0 INV IN = 0000.0 (0000) INV OUT = 0000.0 (0000)
0000	TOP = 0000.0 INV IN = 0000.0 (0000) INV OUT = 0000.0 (0000)	0000	TOP = 0000.0 INV IN = 0000.0 (0000) INV OUT = 0000.0 (0000)	0000	TOP = 0000.0 INV IN = 0000.0 (0000) INV OUT = 0000.0 (0000)	0000	TOP = 0000.0 INV IN = 0000.0 (0000) INV OUT = 0000.0 (0000)



JMT
 Prepared in the Office of:
JOHNSON, MIRMIRAN, & THOMPSON, INC.
 1318-F Patton Ave.
 Asheville, NC 28806

V:\Asheville\transportation\31530-10\utilities\U5783-ut_psh09_uc9.dgn