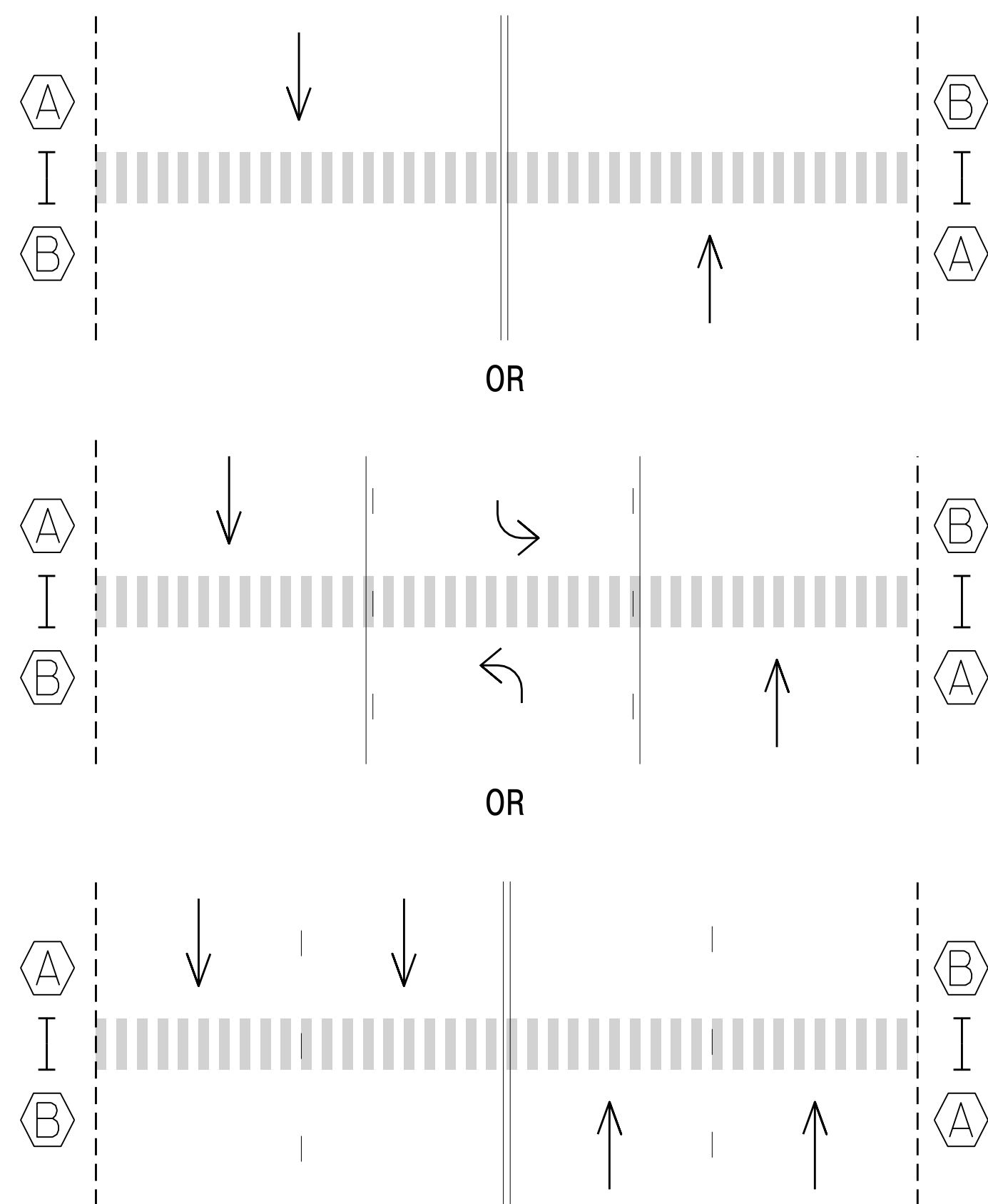



Two to Four Lanes, Undivided



RRFB Sign Detail



Notes

1. Design the RRFB in accordance with the 2009 MUTCD Interim Approval 21 -- Rectangular Rapid-Flashing Beacons at Crosswalks. The RRFB unit associated with a post-mounted sign and plaque should be located between the pedestrian crossing warning (W11-2) sign and the supplemental downward diagonal arrow plaque (W16-7p).
2. If sight distance approaching the crosswalk is deemed insufficient, a supplemental RRFB with an "AHEAD" (W16-9P) plaque may be installed on that approach in advance of the crosswalk.
3. When practical, the RRFB and mounting post on the right side of the road shall be mounted on the approach side of the crosswalk closest to approaching traffic.
4. When practical, the RRFB and mounting post on the left side of the road may be mounted on the back of the post for the opposing approach.
5. A RRFB on the left side of the roadway or in the median may be individually mounted on the approach side of the crosswalk closest to approaching traffic, or, when practical, may be mounted back to back on the same post and mounted on either side of the crosswalk in the median.
6. Locate push button sign (R10-25) and push button to face crosswalk, even if it is mounted on the back side of the sign.
7. All RRFB units associated with a given crosswalk (including those with an advance crossing sign) shall, when actuated, simultaneously commence operation of their rapid-flashing indications and shall cease operation simultaneously.

Timing of RRFBs

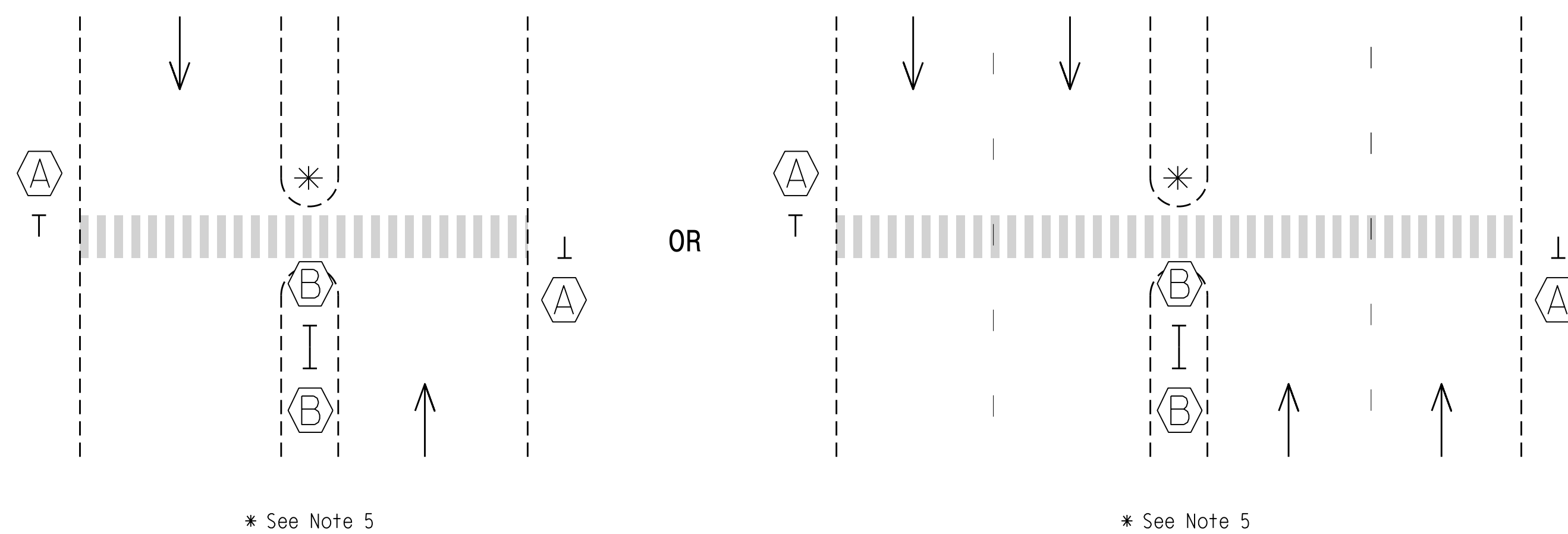
When actuated, the two yellow indications in each RRFB unit shall flash in a rapidly flashing sequence. The RRFB shall flashing sequence shall provide enough time for pedestrians to cross from curb to curb. It is recommended to be a minimum of 7 seconds plus the crossing distance (D) divided by 3.5 feet/per sec., rounded up to the next whole second:

$$\text{Flash Time (sec.)} = 7 + D/3.5$$

RRFBs shall provide 75 flashing sequences per minute. During each 800-millisecond flashing sequence, the left and right RRFB indications shall operate using the following sequence:

- The RRFB indication on the left-hand side shall be illuminated for approximately 50 milliseconds. Both RRFB indications shall be dark for approximately 50 milliseconds.
- The RRFB indication on the right-hand side shall be illuminated for approximately 50 milliseconds. Both RRFB indications shall be dark for approximately 50 milliseconds.
- The RRFB indication on the left-hand side shall be illuminated for approximately 50 milliseconds. Both RRFB indications shall be dark for approximately 50 milliseconds.
- The RRFB indication on the right-hand side shall be illuminated for approximately 50 milliseconds. Both RRFB indications shall be dark for approximately 50 milliseconds.
- Both RRFB indications shall be illuminated for approximately 50 milliseconds. Both RRFB indications shall be dark for approximately 50 milliseconds.
- Both RRFB indications shall be illuminated for approximately 50 milliseconds. Both RRFB indications shall be dark for approximately 250 milliseconds.

Two or Multi-Lanes, Divided



Standard Drawing for
Rectangular Rapid
Flashing Beacon

Prepared in the Offices of:
Transportation Mobility and Safety Division
STATE OF NORTH CAROLINA
DEPARTMENT OF TRANSPORTATION
Signal Design Section
750 N. Greenfield Parkway
Garner, NC 27529

DOCUMENT NOT CONSIDERED
FINAL UNLESS ALL
SIGNATURES COMPLETED

SEAL
NORTH CAROLINA
PROFESSIONAL
SEAL
026486
ENGINEER
ROBERT J. ZIEMBA

DocuSigned by:
Signature
12/19/2022
DATE