


TIP NO. HB-0004	SHEET NO. PMP-01
APPROVED: <u>Lawrence H. Green</u> 4/11/2024	
DATE: 4/11/2024	
SEAL 	
DOCUMENT NOT CONSIDERED FINAL UNLESS ALL SIGNATURES COMPLETED	

**STATE OF NORTH CAROLINA  
DEPARTMENT OF TRANSPORTATION**

**PAVEMENT MARKING PLAN  
HAYWOOD COUNTY**

**T.I.P.: HB-0004**

**CONTRACT: C204865**

**INDEX**

SHEET NO.	DESCRIPTION
PMP-01	PAVEMENT MARKING PLAN TITLE AND SCHEDULE SHEET
PMP-02 - 05	PAVEMENT MARKING DETAIL

**ROADWAY STANDARD DRAWING**

THE FOLLOWING ROADWAY STANDARDS AS APPEAR IN "ROADWAY STANDARD DRAWINGS" - PROJECT SERVICES UNIT - N.C. DEPARTMENT OF TRANSPORTATION - RALEIGH, N.C., DATED JANUARY 2024 ARE APPLICABLE TO THIS PROJECT AND BY REFERENCE HEREBY ARE CONSIDERED A PART OF THESE PLANS:

STD. NO.	TITLE
1205.01	PAVEMENT MARKINGS - LINE TYPES AND OFFSETS
1205.02	PAVEMENT MARKINGS - TWO-LANE AND MULTILANE ROADWAYS
1205.03	PAVEMENT MARKINGS - EXIT AND ENTRANCE RAMP
1205.04	PAVEMENT MARKINGS - INTERSECTIONS
1205.05	PAVEMENT MARKINGS - TURN LANES
1205.08	PAVEMENT MARKINGS - SYMBOLS AND WORD MESSAGES
1205.09	PAVEMENT MARKINGS - PAINTED ISLANDS
1205.12	PAVEMENT MARKINGS - BRIDGES
1250.01	RAISED PAVEMENT MARKERS - INSTALLATION SPACING
1251.01	RAISED PAVEMENT MARKERS - PERMANENT AND TEMPORARY
1261.01	GUARDRAIL AND BARRIER DELINEATORS - INSTALLATION SPACING
1262.01	GUARDRAIL END DELINEATION
1264.01	OBJECT MARKERS - TYPES
1264.02	OBJECT MARKERS - INSTALLATION
1267.01	FLEXIBLE DELINEATORS - INSTALLATION
1267.02	FLEXIBLE DELINEATORS - SPACING TABLES
1267.03	FLEXIBLE DELINEATORS - INTERCHANGE PLACEMENT

**FINAL PAVEMENT MARKING SCHEDULE**

SYMBOL	DESCRIPTION	PAY ITEM
T1	WHITE SOLID EDGE LINE	THERMOPLASTIC (4", 90 MIL)
T2	WHITE SOLID LANE LINE	THERMOPLASTIC (4", 90 MIL)
T4	3 FT. - 9 FT./SP WHITE MINISKIP	THERMOPLASTIC (4", 90 MIL)
T5	2 FT. - 6 FT./SP WHITE MINISKIP	THERMOPLASTIC (4", 90 MIL)
T10	YELLOW EDGELINE	THERMOPLASTIC (4", 90 MIL)
T13	YELLOW DOUBLE CENTER	THERMOPLASTIC (4", 90 MIL)
T14	2 FT. - 6 FT./SP YELLOW MINISKIP	THERMOPLASTIC (4", 90 MIL)
T20	WHITE SOLID EDGE LINE	THERMOPLASTIC (6", 90 MIL)
T21	WHITE SOLID LANE LINE	THERMOPLASTIC (6", 90 MIL)
T22	10 FT. - 30 FT./SP WHITE SKIP	THERMOPLASTIC (6", 90 MIL)
T23	3 FT. - 9 FT./SP WHITE MINISKIP	THERMOPLASTIC (6", 90 MIL)
T30	YELLOW EDGELINE	THERMOPLASTIC (6", 90 MIL)
T50	WHITE GORELINE	THERMOPLASTIC (12", 90 MIL)
T52	YELLOW DIAGONAL	THERMOPLASTIC (12", 90 MIL)
T61	WHITE STOPBAR	THERMOPLASTIC (24", 90 MIL)
T70	LEFT TURN ARROW	THERMOPLASTIC PAVEMENT MARKING SYMBOLS (90 MIL)
T71	RIGHT TURN ARROW	THERMOPLASTIC PAVEMENT MARKING SYMBOLS (90 MIL)
T79	MERGE ARROW	THERMOPLASTIC PAVEMENT MARKING SYMBOLS (90 MIL)
P20	WHITE SOLID EDGE LINE	PAINT
P22	10 FT. - 30 FT./SP WHITE SKIP	PAINT
P30	YELLOW EDGELINE	PAINT
MA	YELLOW & YELLOW	PERMANENT RAISED MARKER
MB	CRYSTAL & RED	PERMANENT RAISED MARKER
MF	CRYSTAL & RED	NON-CAST IRON SNOWPLOWABLE MARKER

**GENERAL NOTES**

THE FOLLOWING GENERAL NOTES APPLY AT ALL TIMES FOR THE DURATION OF THE CONSTRUCTION PROJECT, EXCEPT WHEN OTHERWISE NOTED IN THE PLAN, OR DIRECTED BY THE ENGINEER.

A) INSTALL PAVEMENT MARKINGS AND PAVEMENT MARKERS ON THE FINAL SURFACE AS FOLLOWS:

ROAD NAME	MARKING	MARKER
1) -L- AND RAMP	HOT SPRAY THERMOPLASTIC	NON-CAST IRON SNOWPLOWABLE
2) -L- BRIDGE	PAINT	PERMANENT RAISED
3) -Y- LINE	HOT SPRAY THERMOPLASTIC	NONE

B) PLACE TWO APPLICATIONS OF PAINT PAVEMENT MARKINGS ON THE BRIDGE DECK. PLACE THE SECOND APPLICATION OF PAINT UPON SUFFICIENT DRYING TIME OF THE FIRST.

C) TIE PROPOSED PAVEMENT MARKING LINES TO EXISTING PAVEMENT MARKING LINES.

D) REMOVE/REPLACE ANY CONFLICTING/DAMAGED PAVEMENT MARKINGS AND MARKERS.

E) PASSING ZONES WILL BE DETERMINED IN THE FIELD AND MUST BE APPROVED BY THE ENGINEER.

F) STOP BAR LOCATION AT NON-SIGNALIZED INTERSECTIONS MAY BE ADJUSTED AS DIRECTED BY THE ENGINEER.

G) REMOVE ALL RESIDUE AND SURFACE LAITANCE BY ACCEPTABLE METHODS ON CONCRETE BRIDGE DECKS PRIOR TO PLACING PAINT PAVEMENT MARKING MATERIAL.


H) UNLESS OTHERWISE SPECIFIED, HEATED-IN-PLACE THERMOPLASTIC MAY BE USED IN LIEU OF EXTRUDED THERMOPLASTIC FOR STOP BARS, SYMBOLS, CHARACTERS AND DIAGONALS. IF HEATED-IN-PLACE IS USED, IT SHALL BE PAID FOR USING THE EXTRUDED THERMOPLASTIC PAY ITEM.

I) SEE ROADWAY PLANS FOR ALTERNATE CURB RAMP DESIGNS WHEN INDICATED ON PAVEMENT MARKING DETAIL SHEETS.

J) ALL STATION ARE CONSIDERED +/- UNLESS OTHERWISE SHOWN ON THE PLANS.

**PLAN SUBMITTED TO:**


**ZACK SHULER**



**PLAN PREPARED BY: Wetherill Engineering, Inc.**

**JONATHAN HEFNER, P.E.** PROJECT MANAGER

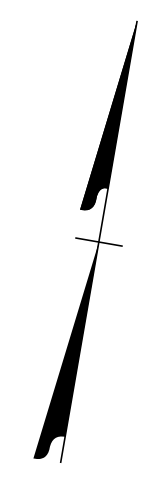
**D. ALLEN HAYES, E.I.** TRAFFIC DESIGN ENGINEER



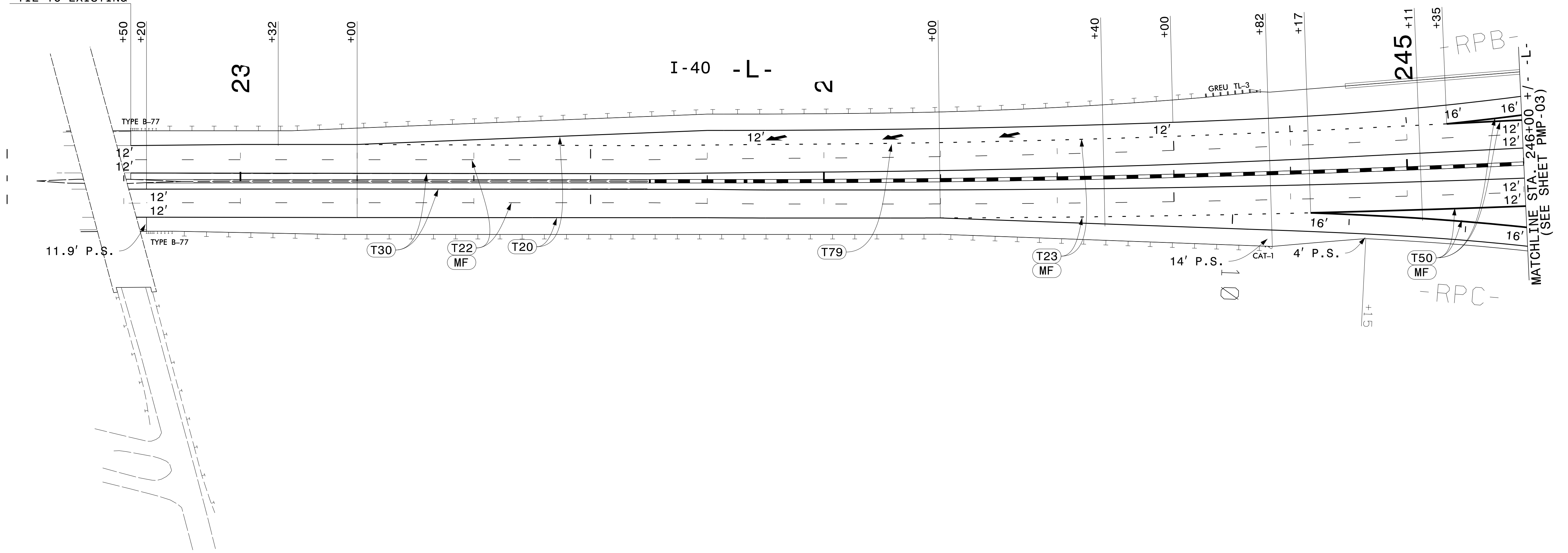
1223 Jones Franklin Rd.  
Raleigh, N.C. 27606  
License No. F-0377  
Bus: 919 851 8077  
Fax: 919 851 8107

TRANSPORTATION PLANNING/DESIGN - BRIDGE/STRUCTURE DESIGN  
CIVIL/SITE DESIGN - GIS/GPS - CONSTRUCTION OBSERVATION

TIP NO. HB-0004	SHEET NO. PMP-02
APPROVED: <i>Lawrence H. Green</i> 4/11/2024	
SEAL	
DOCUMENT NOT CONSIDERED FINAL UNLESS ALL SIGNATURES COMPLETED	




-BEGIN FINAL  
PAVEMENT MARKINGS  
-TIE TO EXISTING

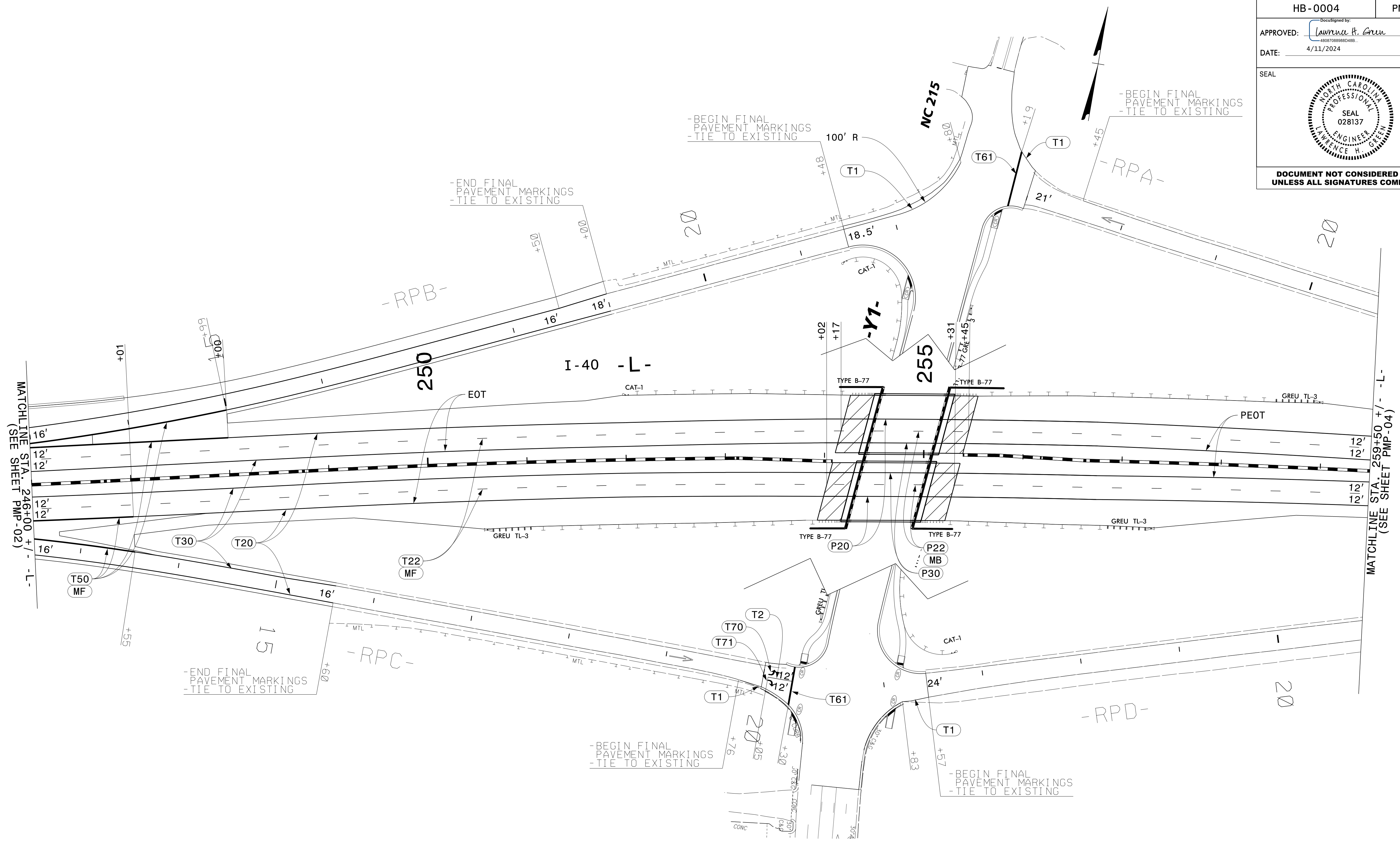


4/11/2024  
 P:\2023\23124\01\HB-0004\Traffic Design\Plan Design\Pavement Markings\HB-0004\_PMP\_02\_DTL.dgn  
 User: AHoyes


**WETHERILL  
ENGINEERING**  
 1223 Jones Franklin Rd.  
 Raleigh, N.C. 27606  
 License No. F-0377  
 Bus: 919 851 8077  
 Fax: 919 851 8107  
 TRANSPORTATION PLANNING/DESIGN - BRIDGE/STRUCTURE DESIGN  
 CIVIL/SITE DESIGN - GIS/GPS - CONSTRUCTION OBSERVATION

## PAVEMENT MARKING DETAIL

TIP NO. HB-0004	SHEET NO. PMP-03
APPROVED: <u>Lawrence H. Green</u>	
DATE: 4/11/2024	
	
<b>DOCUMENT NOT CONSIDERED FINAL UNLESS ALL SIGNATURES COMPLETED</b>	



4/11/2024  
 P:\2023\2324\04\HB-0004\Traffic Design\Traffic Design\2 Plan Design\ Pavement Markings\HB-0004\_PMP\_03\_DTL.dgn  
 User: AHoyes

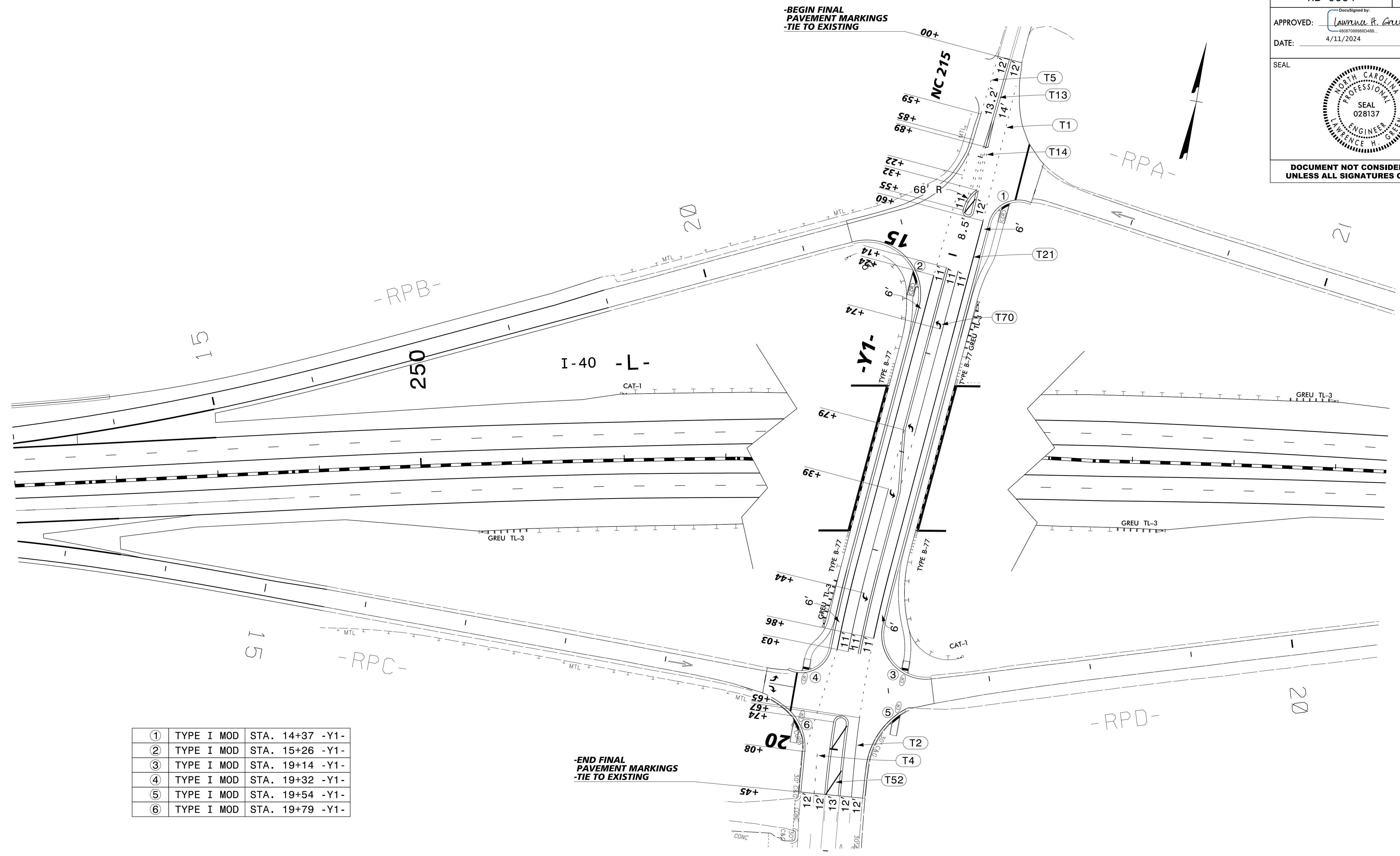


1223 Jones Franklin Rd.  
 Raleigh, N.C. 27606  
 License No. F-0377  
 Bus: 919 851 8077  
 Fax: 919 851 8107

TRANSPORTATION PLANNING/DESIGN - BRIDGE/STRUCTURE DESIGN  
 CIVIL/SITE DESIGN - GIS/GPS - CONSTRUCTION OBSERVATION

## PAVEMENT MARKING DETAIL

TIP NO. HB-0004	SHEET NO. PMP-03A
APPROVED: <i>Lawrence H. Green</i>	
DATE: 4/11/2024	
SEAL	
DOCUMENT NOT CONSIDERED FINAL UNLESS ALL SIGNATURES COMPLETED	



①	TYPE I MOD	STA. 14+37 -Y1-
②	TYPE I MOD	STA. 15+26 -Y1-
③	TYPE I MOD	STA. 19+14 -Y1-
④	TYPE I MOD	STA. 19+32 -Y1-
⑤	TYPE I MOD	STA. 19+54 -Y1-
⑥	TYPE I MOD	STA. 19+79 -Y1-

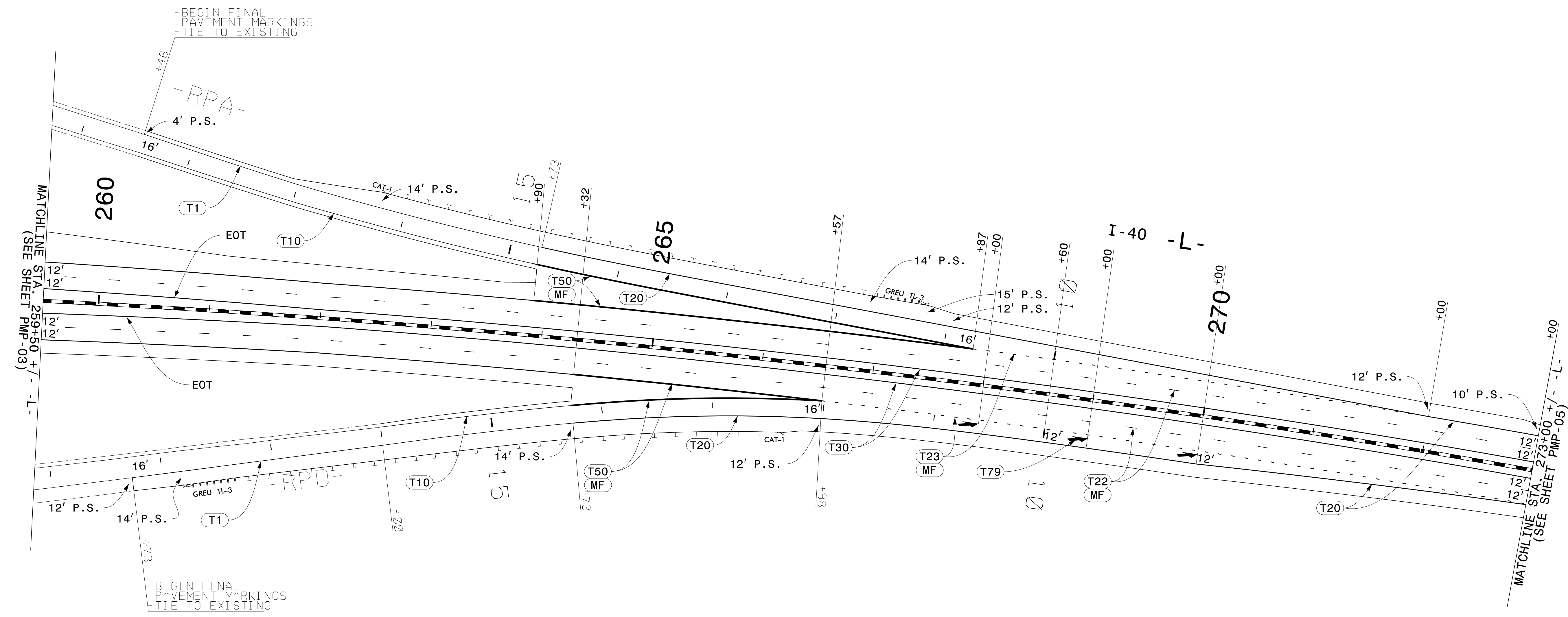

4/11/2024  
 P:\2023\23124\01\HB-0004\Traffic Design\Traffic Design\2 Plan Design\Pavement Markings\HB-0004\_PMP\_03A\_DTL.dgn  
 User: AHoyes

1223 Jones Franklin Rd.  
 Raleigh, N.C. 27606  
 License No. F-0377  
 Bus: 919 851 8077  
 Fax: 919 851 8107

TRANSPORTATION PLANNING/DESIGN - BRIDGE/STRUCTURE DESIGN  
 CIVIL/SITE DESIGN - GIS/GPS - CONSTRUCTION OBSERVATION

## PAVEMENT MARKING DETAIL

TIP NO. HB-0004	SHEET NO. PMP-04
APPROVED: <i>Lawrence H. Green</i>	
DATE: 4/11/2024	
SEAL	
DOCUMENT NOT CONSIDERED FINAL UNLESS ALL SIGNATURES COMPLETED	




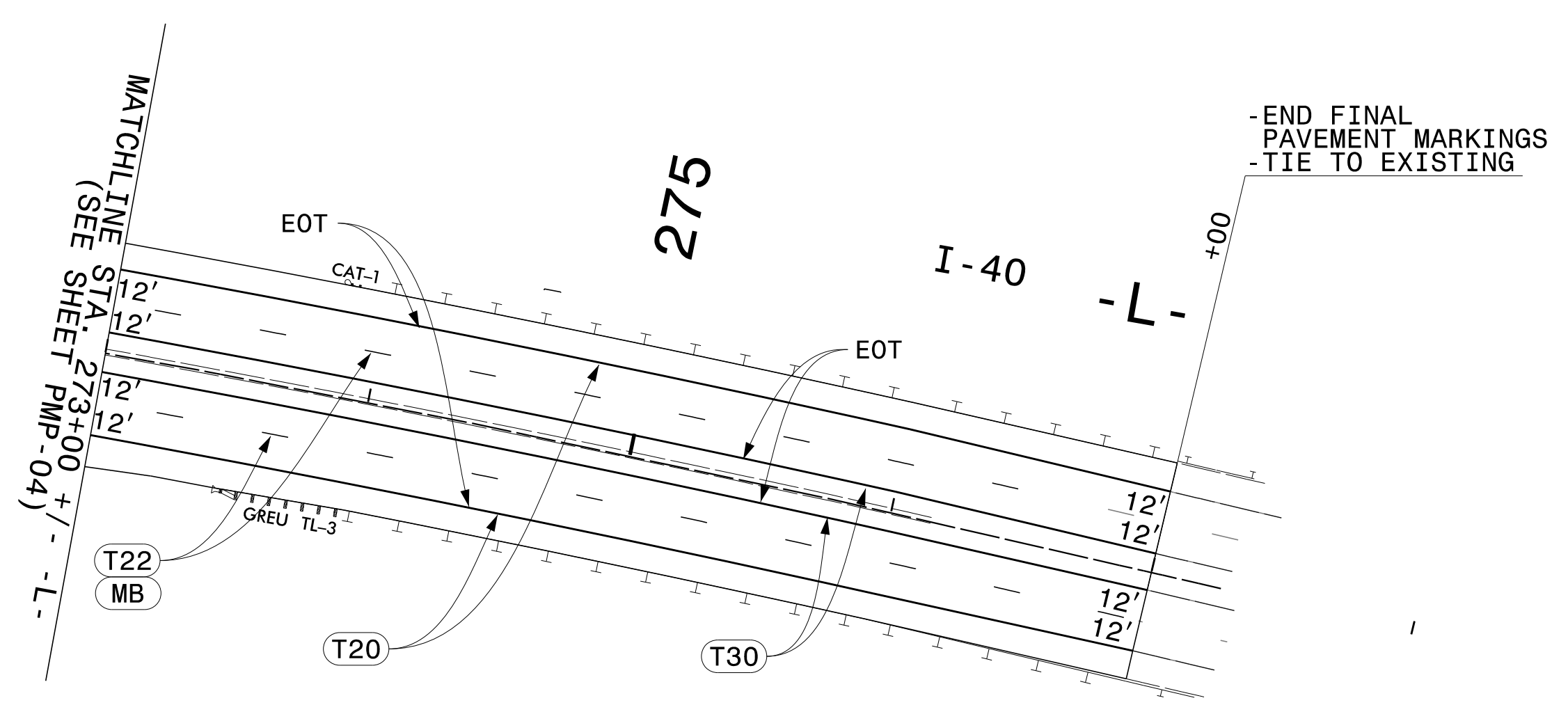

4/11/2024 P:\2023\23124\01\HB-0004\Traffic Design\Traffic Design\2 Plan Design\Pavement Markings\HB-0004\_PMP\_04.DTL.dgn User:AHoyes

**WETHERILL ENGINEERING**  
 1223 Jones Franklin Rd.  
 Raleigh, N.C. 27606  
 License No. F-0377  
 Bus: 919 851 8077  
 Fax: 919 851 8107


TRANSPORTATION PLANNING/DESIGN - BRIDGE/STRUCTURE DESIGN  
 CIVIL/SITE DESIGN - GIS/GPS - CONSTRUCTION OBSERVATION

### PAVEMENT MARKING DETAIL

TIP NO. HB-0004	SHEET NO. PMP-05
APPROVED: <i>Lawrence H. Green</i> 4/11/2024	
DATE: 4/11/2024	
SEAL 	
DOCUMENT NOT CONSIDERED FINAL UNLESS ALL SIGNATURES COMPLETED	



4/11/2024  
P:\2023\23124\01\HB-0004\Traffic Design\ Pavement Markings\HB-0004\_PMP\_05\_DTL.dgn  
User: AHoyes



1223 Jones Franklin Rd.  
Raleigh, N.C. 27606  
License No. F-0377  
Bus: 919 851 8077  
Fax: 919 851 8107

TRANSPORTATION PLANNING/DESIGN - BRIDGE/STRUCTURE DESIGN  
CIVIL/SITE DESIGN - GIS/GPS - CONSTRUCTION OBSERVATION

### PAVEMENT MARKING DETAIL