

PLAN @ END BENT 1      PLAN @ END BENT 2

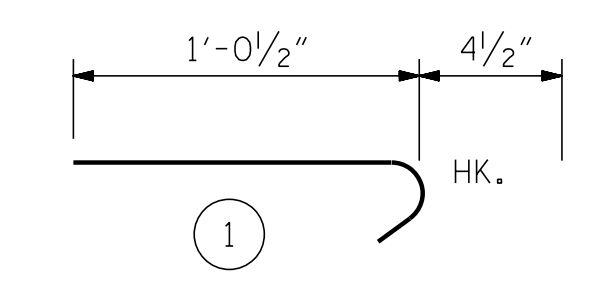
\*\* DENOTES RADIAL DIMENSION

DIMENSIONS SHOWN ARE TYPICAL FOR BOTH APPROACH SLABS  
ARC OFFSETS TO OUTSIDE EDGE OF APPROACH SLABS ARE NEGLIGIBLE, THEREFORE NOT SHOWN

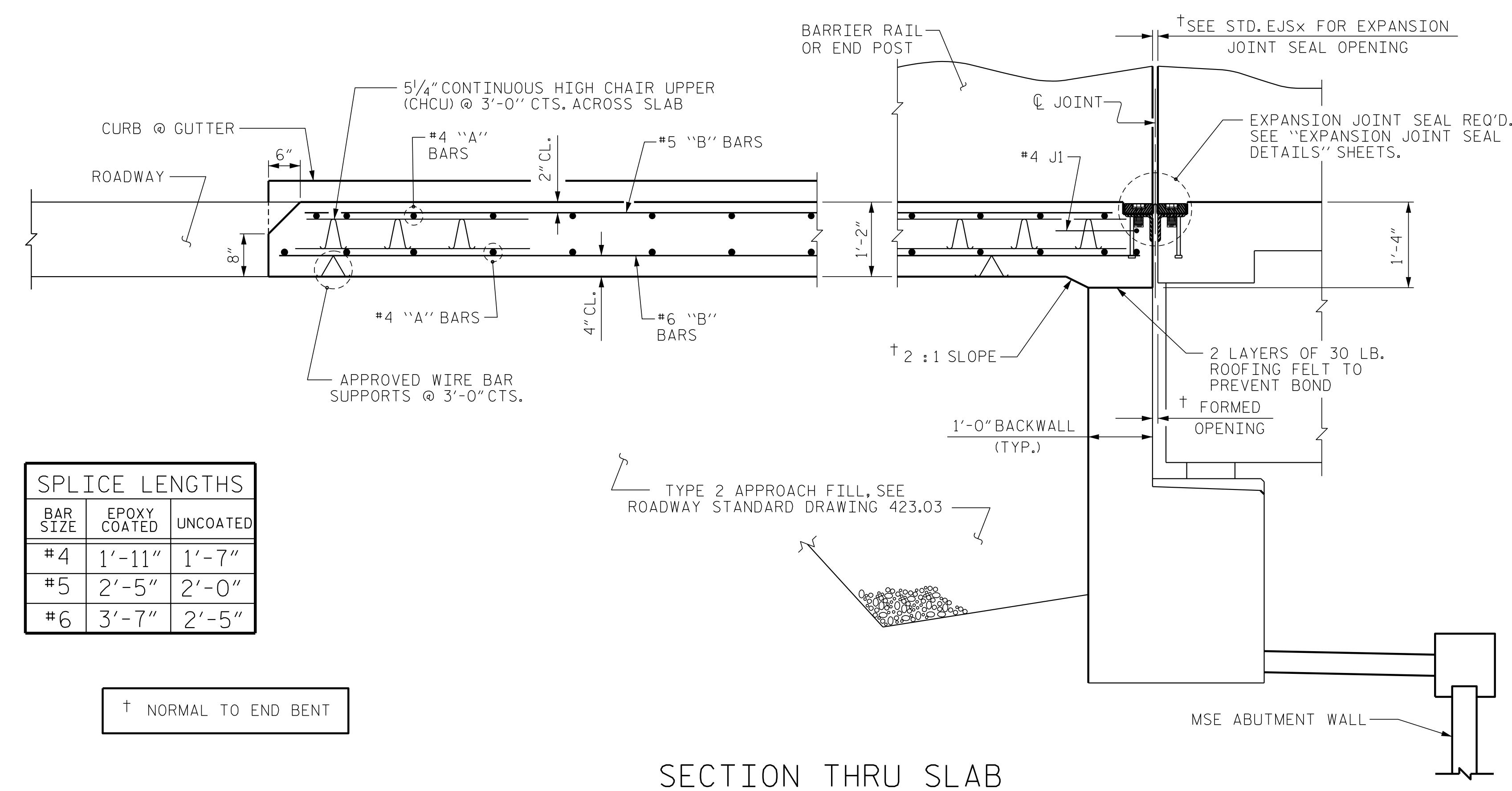
NOTES

- FOR BRIDGE APPROACH FILL, SEE ROADWAY PLANS.
- APPROACH SLAB SHALL NOT BE CONSTRUCTED PRIOR TO COMPLETION OF THE BRIDGE DECK.
- AREA BETWEEN THE WINGWALL AND APPROACH SLAB SHALL BE GRADED TO DRAIN THE WATER AWAY FROM THE FILL FACE OF THE BRIDGE AND SHALL BE PAVED. SEE ROADWAY PLANS.
- FOR EXPANSION JOINT SEALS, SEE SPECIAL PROVISIONS.

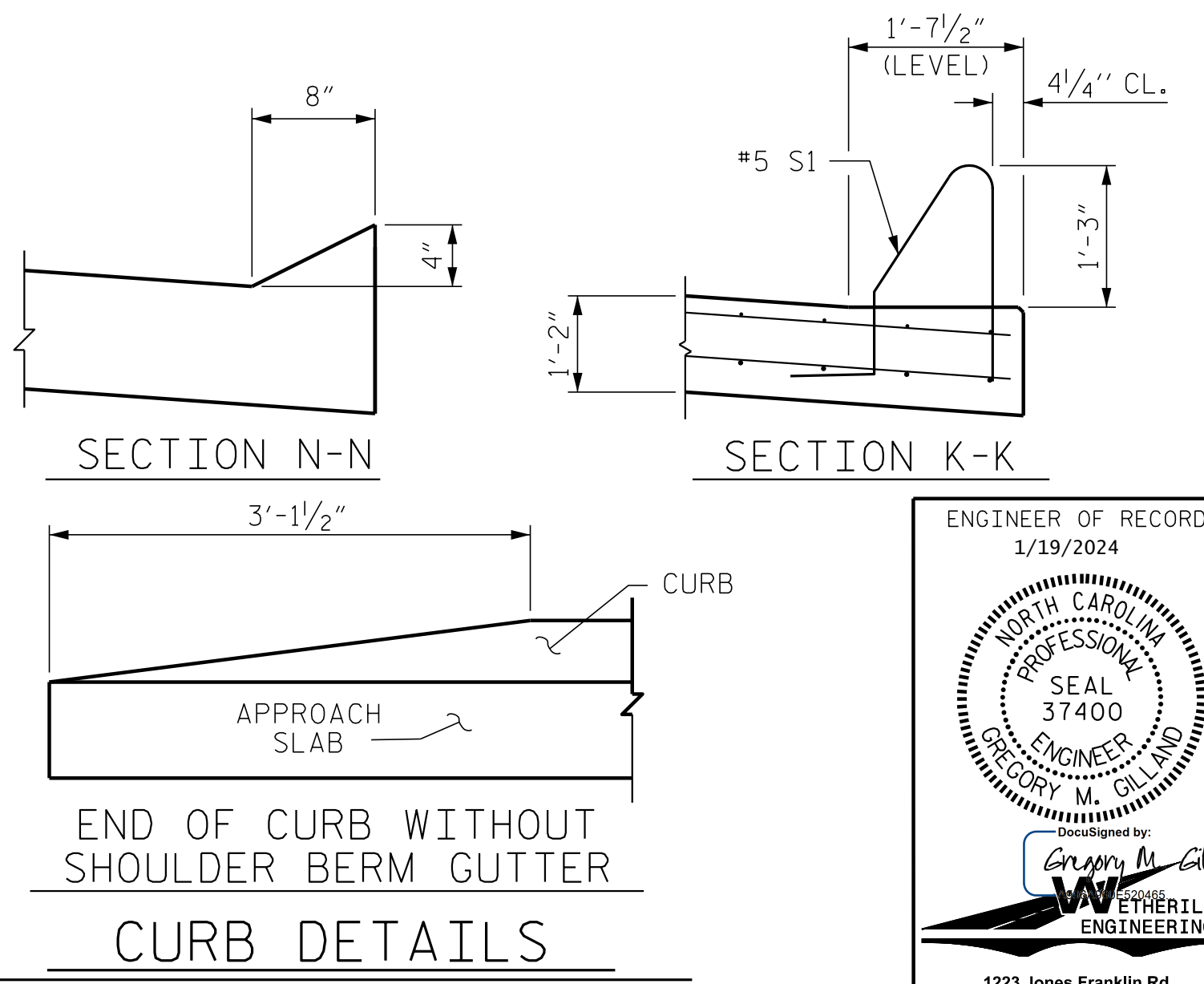
BILL OF MATERIAL					
<b>APPROACH SLAB AT E. BT. 1</b>					
BAR	NO.	SIZE	TYPE	LENGTH	WEIGHT
*A1	50	#4	STR	32'-6"	1,086
A2	52	#4	STR	32'-4"	1,123
*B1	118	#5	STR	23'-6"	2,892
B2	118	#6	STR	24'-7"	4,357
*B3	2	#5	STR	9'-10"	21
B4	2	#6	STR	9'-10"	30
*J1	60	#4	1	1'-5"	57
REINFORCING STEEL *** LBS.					5,510
*EPOXY COATED REINFORCING STEEL *** LBS.					4,056
CLASS AA CONCRETE *** C.Y.					65.3
<b>APPROACH SLAB AT E. BT. 2</b>					
BAR	NO.	SIZE	TYPE	LENGTH	WEIGHT
*A1	50	#4	STR	32'-6"	1,086
A2	52	#4	STR	32'-4"	1,123
*B1	120	#5	STR	23'-6"	2,941
B2	120	#6	STR	24'-7"	4,431
*B3	2	#5	STR	9'-10"	21
B4	2	#6	STR	9'-10"	30
*J1	60	#4	1	1'-5"	57
REINFORCING STEEL *** LBS.					5,584
*EPOXY COATED REINFORCING STEEL *** LBS.					4,105
CLASS AA CONCRETE *** C.Y.					65.8
<b>BAR TYPE</b>					



ALL BAR DIMENSIONS ARE OUT TO OUT  
\*\*\* QUANTITIES FOR BARRIER RAIL ARE NOT INCLUDED. SEE SHEET 2 OF 2.  
THE QUANTITY OF #4 J1 BARS ON THE BILL OF MATERIAL IS BASED ON 1'-0" CENTERS. J1 BARS SHALL BE PLACED AT EACH VERTICAL STUD ANCHOR BOLT. IN THE EVENT THAT THE NUMBER OF VERTICAL STUD ANCHORS EXCEEDS THE NUMBER OF J1 BARS SPECIFIED, ADDITIONAL J1 BARS WILL NOT BE REQUIRED.



SECTION THRU SLAB



CURB DETAILS

SPLICE LENGTHS		
BAR SIZE	EPOXY COATED	UNCOATED
#4	1'-11"	1'-7"
#5	2'-5"	2'-0"
#6	3'-7"	2'-5"

† NORMAL TO END BENT

PROJECT NO. HB-0004  
HAYWOOD COUNTY  
STATION: 254+73.75 -L-  
SHEET 1 OF 2



REVISIONS					
NO.	BY:	DATE:	NO.	BY:	DATE:
1			3		
2			4		

DRAWN BY: D. HODGE DATE: 2/23  
CHECKED BY: G. GILLAND DATE: 8/23

DOCUMENT NOT CONSIDERED FINAL  
UNLESS ALL SIGNATURES COMPLETED

1223 Jones Franklin Rd.  
Raleigh, N.C. 27606  
Bus: 919 851 8077  
Fax: 919 851 8107  
LICENSE NO. F-0377

SHEET NO. S1-28  
TOTAL SHEETS 58

P:\2023\2312401-HB-0004-Structures\DWG\HB-0004 (LEFT LANE)\HB0004-LEFT-AS.dgn 1/18/2024 5:00:25 PM