

T.I.P.: HB-0003

CONTRACT NO.: C204884

STATE OF NORTH CAROLINA DEPARTMENT OF TRANSPORTATION

SIGNING PLAN HAYWOOD COUNTY

LOCATION: BRIDGE 239 ON I-40 OVER SR 1550 (INCINERATOR RD)

TIP NO. SHEET NO. HB-0003 SIGN-1 APPROVED: Regina M. Muncy DATE: 6/10/2024 SEAL DOCUMENT NOT CONSIDERED FINAL UNLESS ALL SIGNATURES COMPLETED

ROADWAY STANDARD DRAWINGS

THE FOLLOWING ROADWAY STANDARDS AS APPEAR IN "ROADWAY STANDARD DRAWINGS" - PROJECT SERVICES UNIT - N.C. DEPARTMENT OF TRANSPORTATION - RALEIGH, N.C., DATED JANUARY 2024 ARE APPLICABLE TO THIS PROJECT AND BY REFERENCE HEREBY ARE CONSIDERED A PART OF THESE PLANS:

Table with 2 columns: STD. NO., TITLE. Lists standards for signs, arrows, foundations, and mounting details.

GENERAL NOTES

- Signs furnished by state.
Confirm in writing at least 6 months in advance.
If removal or relocation of signs on private street is required.
When not stationed or dimensioned on plans.
All existing signs on 'U' channel post.
When existing signs are removed and installed on new supports.
Background for type E & F signs.
Do not begin fabrication for types A & B signs.
See roadway plans for guard/guide rail details.

SUMMARY OF QUANTITIES

Table with 5 columns: ITEM NO., DESC. NO., SECT. NO., ITEM DESCRIPTION, QUANTITY, UNIT. Lists quantities for foundations, supports, sign erection, and disposal.

INDEX

Table with 2 columns: SHEET NO., DESCRIPTION. Lists sheet numbers and their corresponding descriptions.

PLAN PREPARED BY:

REGINA M. MUNCEY, PE TRANSPORTATION ENGINEER
ROSI R. HENNEIN TRANSPORTATION DESIGNER




Stantec Consulting Services Inc.
801 Jones Franklin Road
Suite 300
Raleigh, NC 27606
Tel. (919) 851-6866
Fax. (919) 851-7024
www.stantec.com
License No. F-0672

Vertical text on the left margin: \$\$\$SYTIME\$\$\$ \$\$\$DGN\$\$\$ \$\$\$USERNAME\$\$\$

APPROVED: *Regina M. Muncy*
C7F5B1B02249FA


DATE: 6/10/2024



DOCUMENT NOT CONSIDERED FINAL
UNLESS ALL SIGNATURES COMPLETED

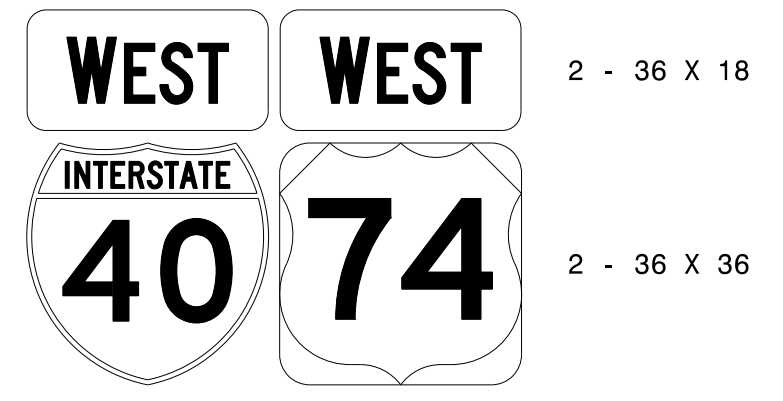


401 QUANTITY REQ'D 1



ONE "U" POST PER SIGN

501




TWO "U" POSTS PER SIGN

402 QUANTITY REQ'D 2




MOUNT BELOW SIGN 401
IN 1 INSTALLATION
MOUNT BELOW SIGN 403
IN 1 INSTALLATION

403 QUANTITY REQ'D 1



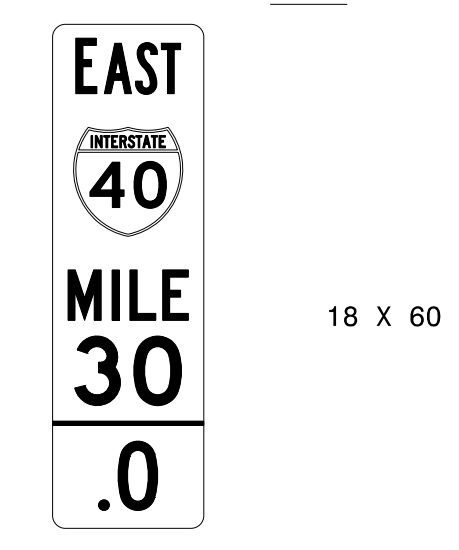
ONE "U" POST PER SIGN

404 QUANTITY REQ'D 6




MOUNT BEHIND SIGN 405
IN 6 INSTALLATIONS

QUANTITY REQ'D 1



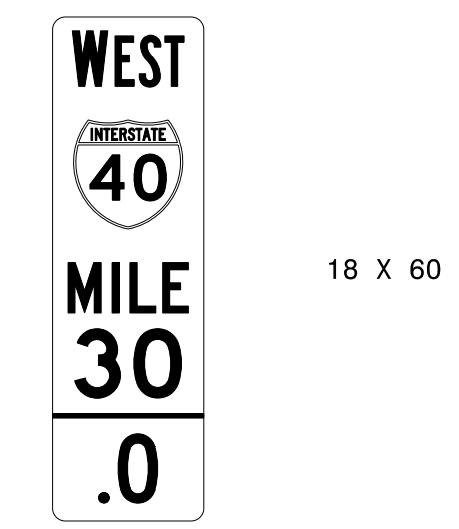
ONE "U" POST PER SIGN

405 QUANTITY REQ'D 6



INSTALL ON ONE "U" POST PER SIGN
INSTALLATION HEIGHT: BOTTOM OF SIGN SHALL BE 4 FEET
ABOVE THE EDGE OF TRAVEL LANE ELEVATION (RIGHT
EDGE LINE OF RAMP)
ALL OTHER PORTIONS OF ROADWAY STANDARD DRAWING
904.50 APPLY



QUANTITY REQ'D 1

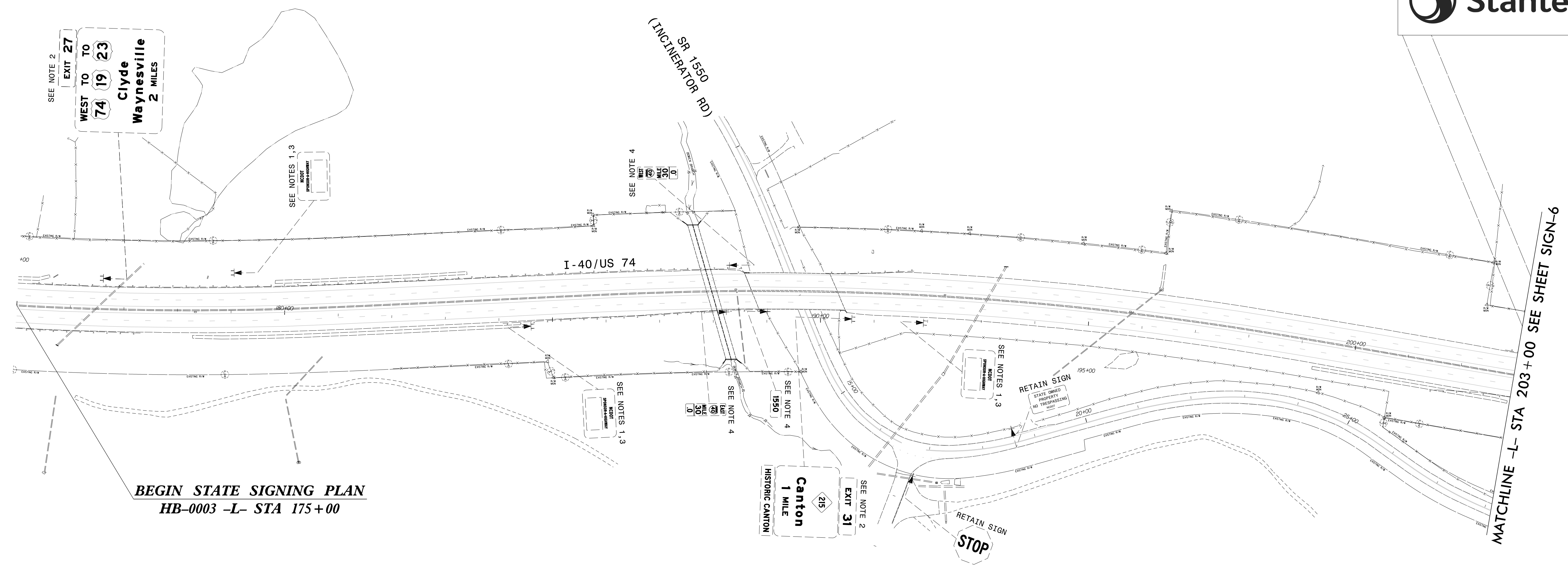



ONE "U" POST PER SIGN

TYPE 'E', 'F', &
MILEMARKER SIGNS

\$\$\$\$\$SYTIME\$\$\$\$\$
\$\$\$\$\$DGN\$\$\$\$\$
\$\$\$\$\$USERNAME\$\$\$\$\$

TIP NO. HB-0003	SHEET NO. SIGN-5
APPROVED: <i>Regina M. Muncy</i> <small>C7F81B02249FA</small>	
DATE: 6/10/2024	
SEAL	
	
DOCUMENT NOT CONSIDERED FINAL UNLESS ALL SIGNATURES COMPLETED	
	



BEGIN STATE SIGNING PLAN
HB-0003 -L- STA 175+00

MATCHLINE -L- STA 203+00 SEE SHEET SIGN-6

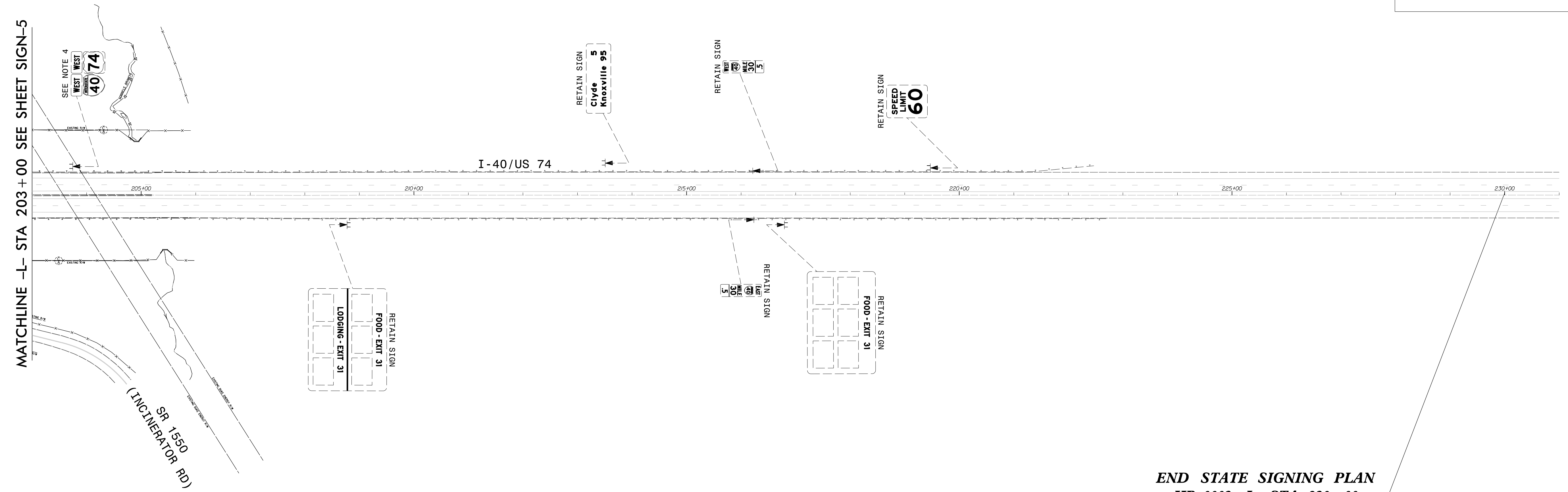

PROJECT NOTES

- 1 SIGN ERECTION, RELOCATE TYPE D
- 2 DISPOSAL OF SIGN SYSTEM, STEEL BEAM
- 3 DISPOSAL OF SUPPORT, U-CHANNEL
- 4 DISPOSAL OF SIGN SYSTEM, U-CHANNEL

EXISTING SIGNING
 I-40/US 74
 -L- STA 175+00 TO -L- STA 203+00

\$\$\$\$\$SYTIME\$\$\$\$\$
 \$\$\$DDGN\$\$\$\$\$
 \$\$\$USERNAME\$\$\$\$\$

TIP NO. HB-0003	SHEET NO. SIGN-6
APPROVED: <i>Regina M. Muncy</i> <small>C7F5B1B02249FA</small>	
DATE: 6/10/2024	
SEAL	
DOCUMENT NOT CONSIDERED FINAL UNLESS ALL SIGNATURES COMPLETED	





END STATE SIGNING PLAN
HB-0003 -L- STA 230+00
BEGIN STATE SIGNING PLAN
HB-0004 -L- STA 230+00

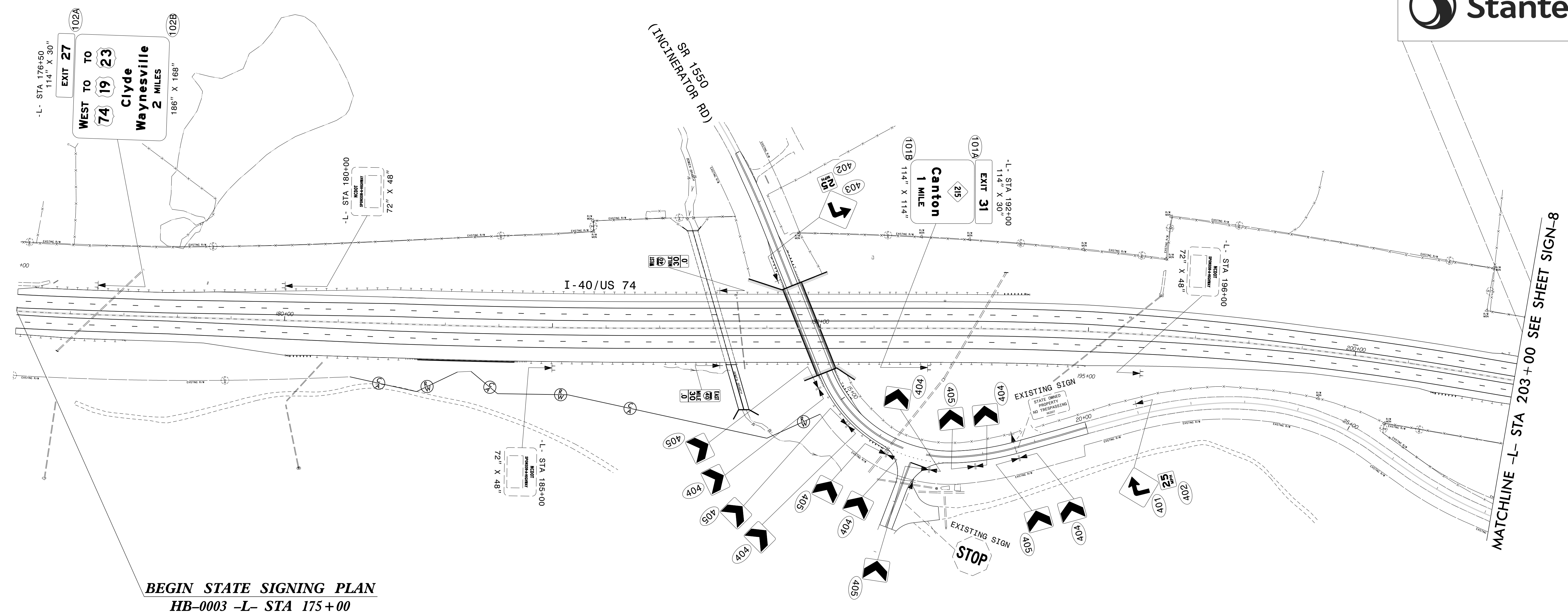

PROJECT NOTES

- 1 SIGN ERECTION, RELOCATE TYPE D
- 2 DISPOSAL OF SIGN SYSTEM, STEEL BEAM
- 3 DISPOSAL OF SUPPORT, U-CHANNEL
- 4 DISPOSAL OF SIGN SYSTEM, U-CHANNEL

EXISTING SIGNING
 I-40/US 74
 -L- STA 203+00 TO -L- STA 231+00

\$\$\$SYTIME\$\$\$\$
 \$\$\$DGN\$\$\$\$
 \$\$\$USERNAME\$\$\$\$

TIP NO. HB-0003	SHEET NO. SIGN-7
APPROVED: <i>Regina M. Muncy</i> <small>C7F5B1B02249FA</small>	
DATE: 6/10/2024	
SEAL	
	
DOCUMENT NOT CONSIDERED FINAL UNLESS ALL SIGNATURES COMPLETED	
	





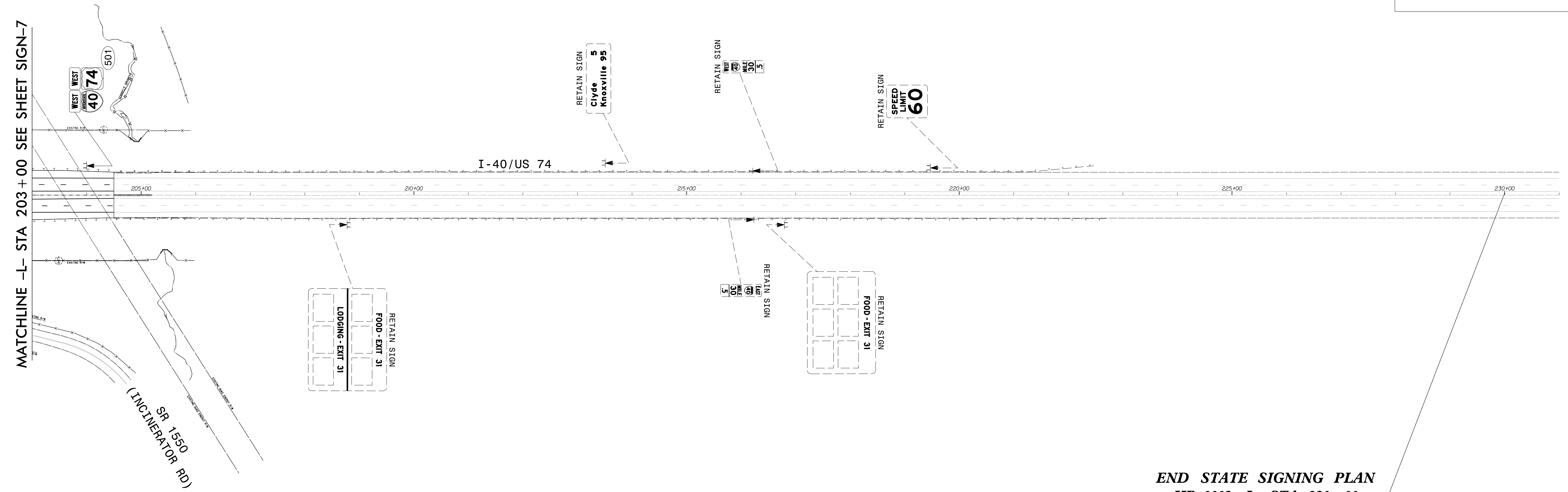

BEGIN STATE SIGNING PLAN
HB-0003 -L- STA 175+00

MATCHLINE -L- STA 203+00 SEE SHEET SIGN-8

\$\$\$\$\$SYTIME\$\$\$\$\$
 \$\$\$\$DDGN\$\$\$\$\$
 \$\$\$USERNAME\$\$\$\$\$

PROPOSED SIGNING
 I-40/US 74
 -L- STA 175+00 TO -L- STA 203+00

TIP NO. HB-0003	SHEET NO. SIGN-8
APPROVED: <i>Regina M. Muncy</i> <small>C7F81B02249FA</small>	
DATE: 6/10/2024	
SEAL	
	
DOCUMENT NOT CONSIDERED FINAL UNLESS ALL SIGNATURES COMPLETED	
	



MATCHLINE -L- STA 203 + 00 SEE SHEET SIGN-7

END STATE SIGNING PLAN
HB-0003 -L- STA 230+00
BEGIN STATE SIGNING PLAN
HB-0004 -L- STA 230+00

PROPOSED SIGNING
I-40/US 74
-L- STA 203+00 TO -L- STA 231+00

\$\$\$\$\$SYTIME\$\$\$\$\$
 \$\$\$\$DDGN\$\$\$\$\$
 \$\$\$USERNAM\$\$\$\$\$