

GEOTECHNICAL ENGINEER

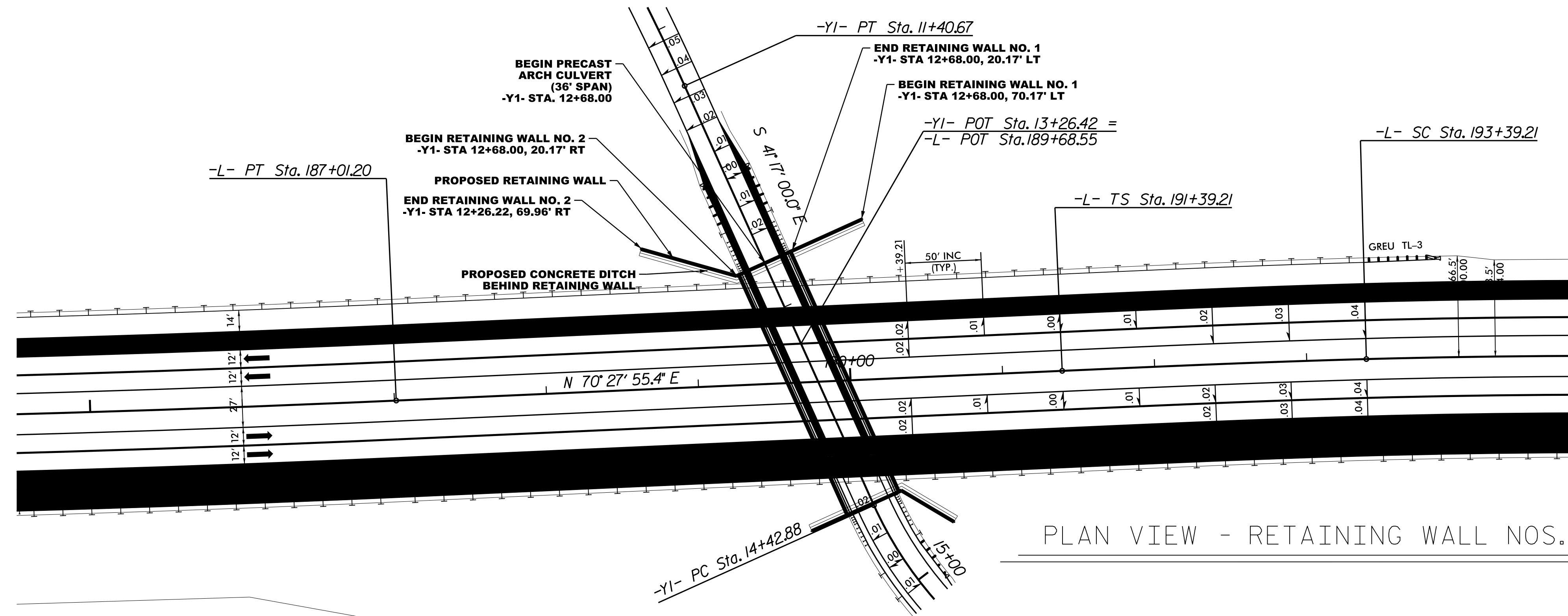
ENGINEER

SEAL
031361
SHIPPING YANG

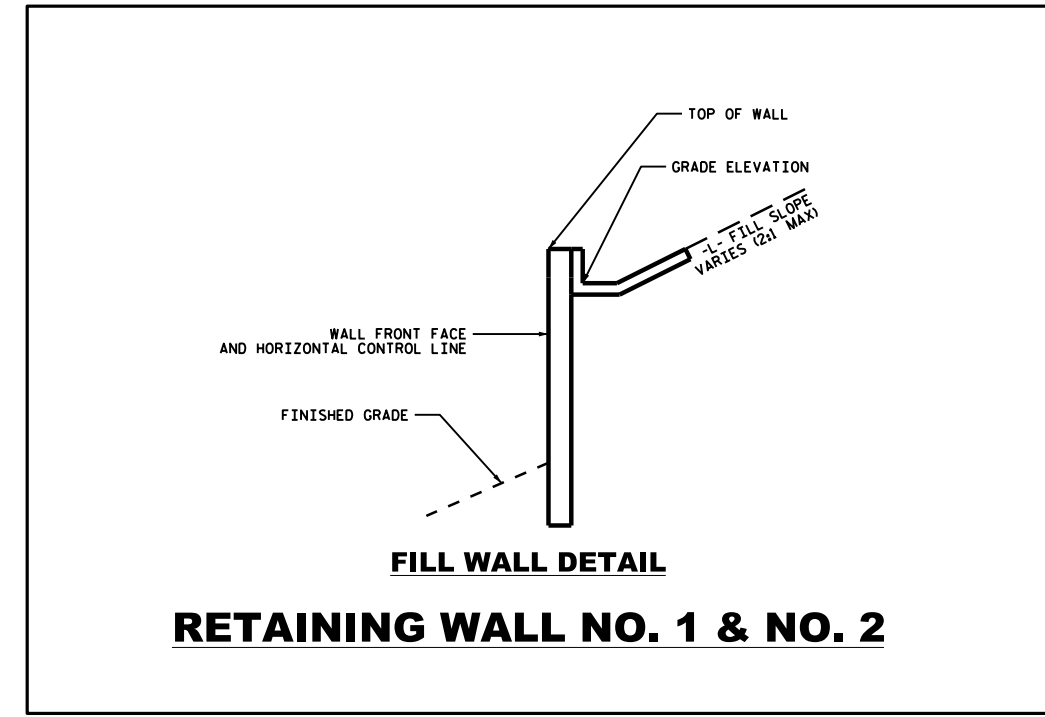
12/20/2023

SIGNATURE DATE SIGNATURE DATE

**DOCUMENT NOT CONSIDERED FINAL
UNLESS ALL SIGNATURES COMPLETED**



PLAN VIEW - RETAINING WALL NOS. 1&2



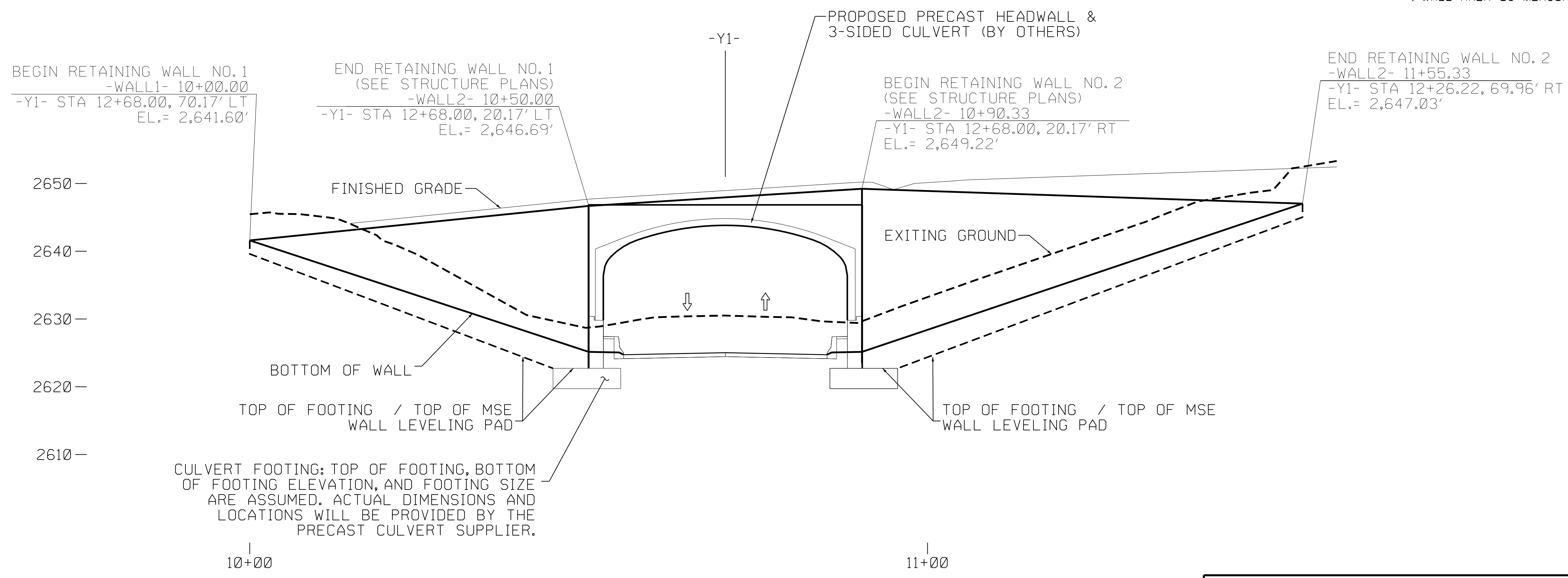
MSE RETAINING WALL QUANTITIES

RETAINING WALL NO. 1	-WALL1-	* 693.3 SQUARE FEET
----------------------	---------	---------------------

MSE RETAINING WALL QUANTITIES

RETAINING WALL NO. 2	-WALL2-	* 984.5 SQUARE FEET
----------------------	---------	---------------------

* WALL AREA IS MEASURED USING THE DESIGN HEIGHT "H"



FRONT SLOPE WALL EMBEDMENT

SLOPE IN FRONT OF STRUCTURES		MINIMUM EMBEDMENT DEPTH
HORIZONTAL	FOR WALLS	H/20
3.0H:1.0V	WALLS	H/10
2.5H:1.0V	WALLS	H/8.5
2.0H:1.0V	WALLS	H/7
1.5H:1.0V	WALLS	H/5
1.25H:1.0V	WALLS	H/4
1.0H:1.0V	WALLS	H/3

NOTE:
1) MAINTAIN A MINIMUM BENCH WIDTH OF 4.0 IN FRONT OF THE WALL FOR ITS ENTIRE LENGTH.
2) MINIMUM EMBEDMENT DEPTH OF 2 FT. UNLESS LARGER DEPTHS DICTATED BY THE ABOVE TABLE.
3) MAXIMUM SLOPE OF 2H:1V WILL BE MAINTAINED ON FRONT SLOPES FOR THE ENTIRE LENGTH OF THE WALL.
4) SUBMIT WITH THE WALL DESIGN INTERNAL, EXTERNAL, AND GLOBAL STABILITY ANALYSES.

WALL ENVELOPE - RETAINING WALL NOS. 1&2

NOTE: 1) OFFSET DIMENSIONS ARE FROM FACE OF WALL
2) THE WALL ENVELOPE DOES NOT ACCURATELY DEPICT THE ACTUAL FACE OF THE WALL

PREPARED BY: SY	DATE: 12/2023
REVIEWED BY: SCC	DATE: 12/2023

NORTH CAROLINA DEPARTMENT OF TRANSPORTATION DIVISION OF HIGHWAYS

GEOTECHNICAL ENGINEERING UNIT

PROJECT NO.: HB-0003
HAYWOOD COUNTY
STATION: RW1: 10+00 TO 10+50.00 -WALL1-
RW2: 10+90.33 TO 11+55.33 -WALL2-
SHEET 1 OF 4

RETAINING WALL NOS. 1&2
MSE RETAINING WALL
PLAN & ENVELOPE

REVISIONS						SHEET NO.
NO.	BY	DATE	NO.	BY	DATE	
1			3			W-1
2			4			