

CONTRACT: C204878 T.I.P.: I-2513AA/AB

**STATE OF NORTH CAROLINA
DEPARTMENT OF TRANSPORTATION**

**SIGNING PLAN
BUNCOMBE COUNTY**

**LOCATION: I-40 FROM EAST OF SR 1224 (MONTE VISTA RD) TO WEST OF SR 3412
(SAND HILL RD) AND I-40 AT I-26 AND US 1923 INTERCHANGES**

PROJECT REFERENCE NO.	SHEET NO.
I-2513AA/AB	SIGN-1
APPROVED: E3078F84596E44B	
DATE: 2/1/2024	
DOCUMENT NOT CONSIDERED FINAL UNLESS ALL SIGNATURES COMPLETED	

ROADWAY STANDARD DRAWINGS

THE FOLLOWING ROADWAY STANDARDS AS APPEAR IN "ROADWAY STANDARD DRAWINGS" - CONTRACT STANDARDS AND DEVELOPMENT UNIT - N.C. DEPARTMENT OF TRANSPORTATION - RALEIGH, N.C., DATED JANUARY 2024 ARE APPLICABLE TO THIS PROJECT AND BY REFERENCE HEREBY ARE CONSIDERED A PART OF THESE PLANS:

STD. NO.	TITLE
901.10	TYPE 'A' SIGNS
901.20	TYPE 'B' SIGNS
901.50	ARROWS AND SHIELDS
901.60	RIVET SPACING FOR OVERLAYED SIGNS
901.70	SIGN STRINGERS AND SUPPORT SPACING
901.80	SIGN MOUNTING DETAILS - FOR TYPE A AND TYPE B SIGNS
902.10	FOUNDATIONS FOR GROUND MOUNTED SIGNS
903.10	GROUND MOUNTED SIGN SUPPORTS
903.40	MEDIAN BARRIER SIGN SUPPORT AND ANCHORAGE
904.10	ORIENTATION OF GROUND MOUNTED SIGNS
904.20	SECONDARY SIGN MOUNTING
904.30	SUPPLEMENTAL SIGN MOUNTING
904.40	MILEPOST AND PLACEMENT
904.50	MOUNTING OF TYPE 'D', 'E' AND 'F' SIGNS ON 'U' CHANNEL POSTS
910.50	SIGNING FOR SPEED REDUCTION ZONE

PAY ITEM NOTES

- 1 SIGN ERECTION, TYPE D, E OR F
- 2 SIGN ERECTION, TYPE A (OVERHEAD)
- 3 SIGN ERECTION, TYPE B (OVERHEAD)
- 4 SIGN ERECTION, TYPE A (GROUND MOUNTED)
- 5 SIGN ERECTION, TYPE B (GROUND MOUNTED)
- 6 SIGN ERECTION, MILEMARKERS
- 7 SIGN ERECTION, RELOCATE SIGN TYPE A (GROUND MOUNTED)
- 8 SIGN ERECTION, RELOCATE SIGN TYPE D (GROUND MOUNTED)
- 9 NOT USED
- 10 DISPOSAL OF SUPPORT, STEEL BEAM
- 11 DISPOSAL OF SIGN SYSTEM, STEEL BEAM
- 12 DISPOSAL OF SIGN SYSTEM, U-CHANNEL
- 13 SIGN ERECTION, OVERLAY (GROUND MOUNTED)
- 14 DISPOSAL OF SUPPORT, U-CHANNEL
- 15 DISPOSAL OF SIGN, A OR B (OVERHEAD)
- 16 DISPOSAL OF SIGN SYSTEM, OVERHEAD
- 17 SIGN ERECTION, LOGO MILEAGE PANEL TO SIGN
- 18 SIGN ERECTION, RELOCATE, LOGO BUSINESS PANEL
- 19 SUPPORT, BARRIER (LARGE)

PROJECT NOTES

- A PAY ITEM NOTE 18 ON THIS PROJECT MAY REFER TO RELOCATION OF LOGO PANELS, WHICH INCLUDES DETACHING THE PANELS FROM EXISTING SIGNS AS WELL AS ERECTING THEM ON NEW SIGNS. DO NOT RELOCATE MILEAGE PANELS.
- B PROPOSED LOGO MILEAGE PANELS TO BE PROVIDED BY DIVISION.

GENERAL NOTES


- . SIGNS FURNISHED BY STATE.
- . ALL PROPOSED SIGNS SEE PAY ITEM NOTE 1 UNLESS OTHERWISE NOTED.
- . CONFIRM IN WRITING AT LEAST 6 MONTHS IN ADVANCE, THE ACTUAL DATE THE DEPARTMENT FURNISHED SIGNS WILL BE REQUIRED.
- . ALL TYPE D SIGNS SHALL BE MOUNTED ON TWO U-CHANNEL POSTS UNLESS OTHERWISE INDICATED ON THE PLANS.
- . IF REMOVAL OR RELOCATION OF SIGNS ON PRIVATE STREET (NON-STATE MAINTAINED) IS REQUIRED DUE TO CONSTRUCTION, THE CONTRACTOR SHALL INFORM THE ENGINEER. THE WORK WILL BE COMPLETED BY OTHERS.
- . WHEN NOT STATIONED OR DIMENSIONED ON PLANS, ALL TYPE E AND F SIGNS SHALL BE FIELD LOCATED BY THE ENGINEER.
- . ALL EXISTING SIGNS ON "U" CHANNEL POST WITHIN THE PROJECT LIMITS SHALL BE REMOVED AND DISPOSED OF UNLESS OTHERWISE NOTED ON PLANS.
- . WHEN EXISTING SIGNS ARE REMOVED AND INSTALLED ON NEW SUPPORTS, THE RE-ERECTION SHALL IMMEDIATELY FOLLOW THE REMOVAL.
- . THE BACKGROUND FOR TYPE E AND F SIGNS SHALL BE GRADE C REFLECTIVE SHEETING UNLESS OTHERWISE.
- . DO NOT BEGIN FABRICATION FOR TYPE A AND B SIGNS MOUNTED ON OVERHEAD STRUCTURES OR STEEL SUPPORTS UNTIL "S" DIMENSIONS HAVE BEEN FIELD VERIFIED.
- . SEE ROADWAY PLANS FOR GUARD/GUIDE RAIL DETAILS.

INDEX

SHEET NO.	DESCRIPTION
SIGN-1	TITLE SHEET
SIGN-1A	SUMMARY OF QUANTITIES
SIGN-1B	KEY SHEET
SIGN-2-2A	SUPPORT INFORMATION
SIGN-3-3M	OVERHEAD STRUCTURE LINE DRAWINGS
SIGN-4-4Q	SIGN DESIGNS, OVERLAY PLACEMENT DETAIL, TYPE E, TYPE F AND MILEMARKER SHEETS
SIGN-5-14	EXISTING SIGNING PLAN SHEETS
SIGN-15-24	PROPOSED SIGNING PLAN SHEETS

PLANS SUBMITTED TO:

KELVIN L. JORDAN SIGNING & DELINEATION REGIONAL ENGINEER
ERIC WARD SIGNING & DELINEATION PROJECT DESIGN ENGINEER




PLANS PREPARED BY: HNTB NORTH CAROLINA, P.C.

A.D. KLINKSIEK, PE, PTOE SIGNING PROJECT MANAGER
NICOLE VLANICH, PE SIGNING PROJECT ENGINEER
T.R. TERRELL SIGNING DESIGN SENIOR TECHNICIAN



HNTB NORTH CAROLINA, P.C.
343 E. Six Forks Road, Suite 200
Raleigh, North Carolina 27609
NC License No: C-1554
(919)546-8997

PROJECT REFERENCE NO.	SHEET NO.
I-2513AA/AB	SIGN-1A
APPROVED: <i>Andrew Klimek</i>	
DATE: 2/1/2024	
	
DOCUMENT NOT CONSIDERED FINAL UNLESS ALL SIGNATURES COMPLETED	


**I-2513AA
SUMMARY OF QUANTITIES**

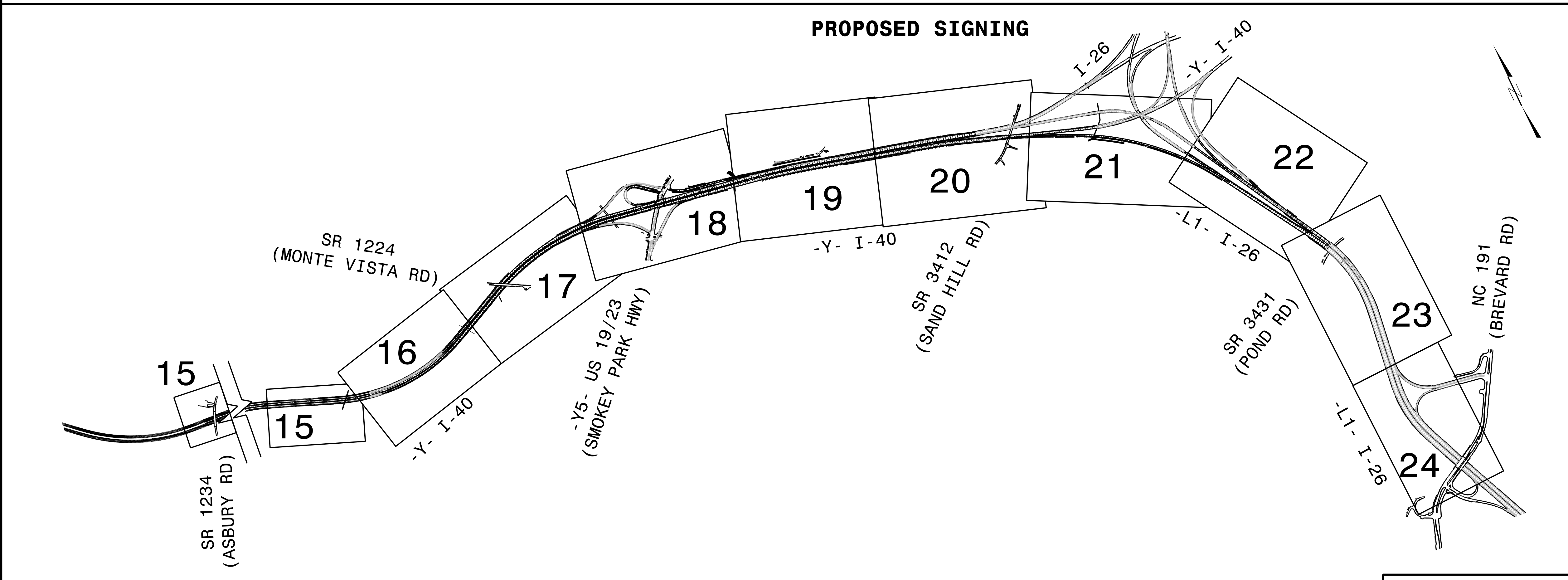
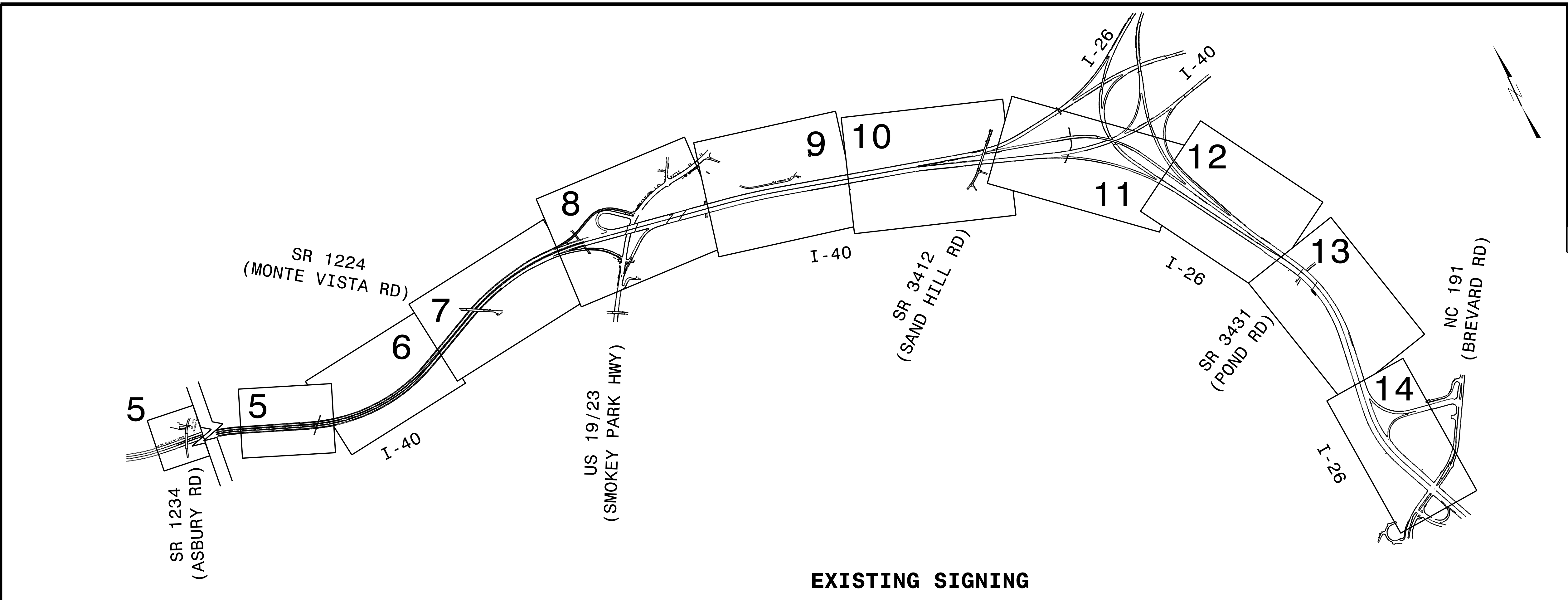
ITEM NO.		ITEM DESCRIPTION	QUANTITY	UNIT
DESC. NO.	SECT. NO.			
4048000000	902	REINFORCED CONCRETE SIGN FOUNDATIONS	12	CY
4054000000	902	PLAIN CONCRETE SIGN FOUNDATIONS	2	CY
4057000000	SP	OVERHEAD FOOTING	278	CY
4060000000	903	SUPPORTS, BREAKAWAY STEEL BEAM	7631	LB
4066000000	903	SUPPORTS, SIMPLE STEEL BEAM	4642	LB
4072000000	903	SUPPORTS, 3-LB STEEL U-CHANNEL	828	LF
4080000000	903	SUPPORTS, BARRIER (LARGE)	3	EA
4102000000	904	SIGN ERECTION, TYPE E	29	EA
4108000000	904	SIGN ERECTION, TYPE F	4	EA
4110000000	904	SIGN ERECTION, TYPE A (GROUND MOUNTED)	15	EA
4110000000	904	SIGN ERECTION, TYPE B (GROUND MOUNTED)	3	EA
4114000000	904	SIGN ERECTION, MILEMARKERS	7	EA
4116000000	904	SIGN ERECTION, OVERLAY (GROUND MOUNTED)	1	EA
4116100000	904	SIGN ERECTION, RELOCATE TYPE A (GROUND MOUNTED)	1	EA
4116100000	904	SIGN ERECTION, RELOCATE TYPE D (GROUND MOUNTED)	2	EA
4116450000	904	SIGN ERECTION, LOGO MILEAGE PANEL TO SIGN	18	EA
4130000000	906	SUPPORTS, OVERHEAD SIGN STRUCTURE AT -Y- STA. 32+50	1	LS
4130000000	906	SUPPORTS, OVERHEAD SIGN STRUCTURE AT -Y- STA. 43+50	1	LS
4130000000	906	SUPPORTS, OVERHEAD SIGN STRUCTURE AT -Y- STA. 65+00	1	LS
4130000000	906	SUPPORTS, OVERHEAD SIGN STRUCTURE AT -Y- STA. 78+00	1	LS
4130000000	906	SUPPORTS, OVERHEAD SIGN STRUCTURE AT -Y- STA. 62+50	1	LS
4130000000	906	SUPPORTS, OVERHEAD SIGN STRUCTURE AT -Y- STA. 90+50	1	LS
4130000000	906	SUPPORTS, OVERHEAD SIGN STRUCTURE AT -Y_EB- STA. 23+00	1	LS
4130000000	906	SUPPORTS, OVERHEAD SIGN STRUCTURE AT -Y_WB- STA. 11+00	1	LS
4138000000	907	DISPOSAL OF SUPPORT, STEEL BEAM	2	EA
4149000000	907	DISPOSAL OF SIGN SYSTEM, OVERHEAD	6	EA
4152000000	907	DISPOSAL OF SIGN SYSTEM, STEEL BEAM	13	EA
4155000000	907	DISPOSAL OF SIGN SYSTEM, U-CHANNEL	34	EA
4192000000	907	DISPOSAL OF SUPPORT, U-CHANNEL	4	EA
4360000000	SP	SIGN ERECTION, RELOCATE, LOGO BUSINESS PANEL	34	EA

**I-2513AB
SUMMARY OF QUANTITIES**


ITEM NO.		ITEM DESCRIPTION	QUANTITY	UNIT
DESC. NO.	SECT. NO.			
4048000000	902	REINFORCED CONCRETE SIGN FOUNDATIONS	3	CY
4054000000	902	PLAIN CONCRETE SIGN FOUNDATIONS	1	CY
4057000000	SP	OVERHEAD FOOTING	81	CY
4060000000	903	SUPPORTS, BREAKAWAY STEEL BEAM	2822	LB
4072000000	903	SUPPORTS, 3-LB STEEL U-CHANNEL	281	LF
4102000000	904	SIGN ERECTION, TYPE E	4	EA
4108000000	904	SIGN ERECTION, TYPE F	3	EA
4109000000	904	SIGN ERECTION, TYPE A (OVERHEAD)	9	EA
4109000000	904	SIGN ERECTION, TYPE B (OVERHEAD)	2	EA
4110000000	904	SIGN ERECTION, TYPE A (GROUND MOUNTED)	4	EA
4114000000	904	SIGN ERECTION, MILEMARKERS	3	EA
4116100000	904	SIGN ERECTION, RELOCATE TYPE A (GROUND MOUNTED)	1	EA
4130000000	906	SUPPORTS, OVERHEAD SIGN STRUCTURE AT -L1_WB- 49+00	1	LS
4130000000	906	SUPPORTS, OVERHEAD SIGN STRUCTURE AT -L1_WB- 58+00	1	LS
4130000000	906	SUPPORTS, OVERHEAD SIGN STRUCTURE AT -L1_EB- 39+00	1	LS
4138000000	907	DISPOSAL OF SUPPORT, STEEL BEAM	2	EA
4149000000	907	DISPOSAL OF SIGN SYSTEM, OVERHEAD	3	EA
4152000000	907	DISPOSAL OF SIGN SYSTEM, STEEL BEAM	6	EA
4155000000	907	DISPOSAL OF SIGN SYSTEM, U-CHANNEL	14	EA
4234000000	907	DISPOSAL OF SIGN, A OR B, (OVERHEAD)	11	EA

SUMMARY OF QUANTITIES

PROJECT REFERENCE NO. I-2513AA/AB	SHEET NO. SIGN-1B
APPROVED: <i>Andrew Klusick</i>	
DATE: 2/1/2024	
SEAL	
	
DOCUMENT NOT CONSIDERED FINAL UNLESS ALL SIGNATURES COMPLETED	



KEY SHEET

PROJECT REFERENCE NO.	SHEET NO.
I - 2513AA/AB	SIGN-2
APPROVED: <i>Andrew Klimek</i> E3078F8498E44B...	
DATE: 2/1/2024	
SEAL	
	
DOCUMENT NOT CONSIDERED FINAL UNLESS ALL SIGNATURES COMPLETED	

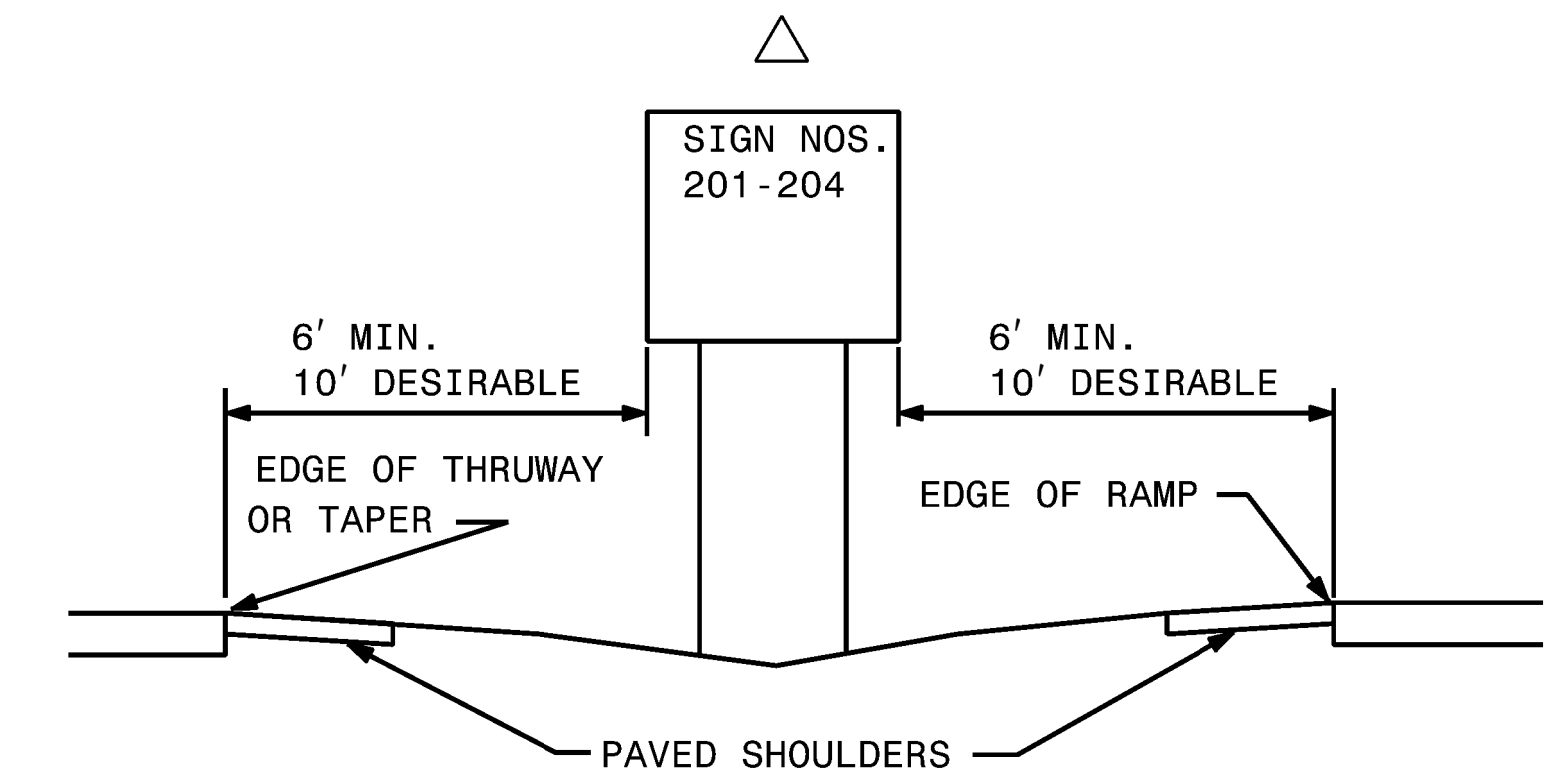
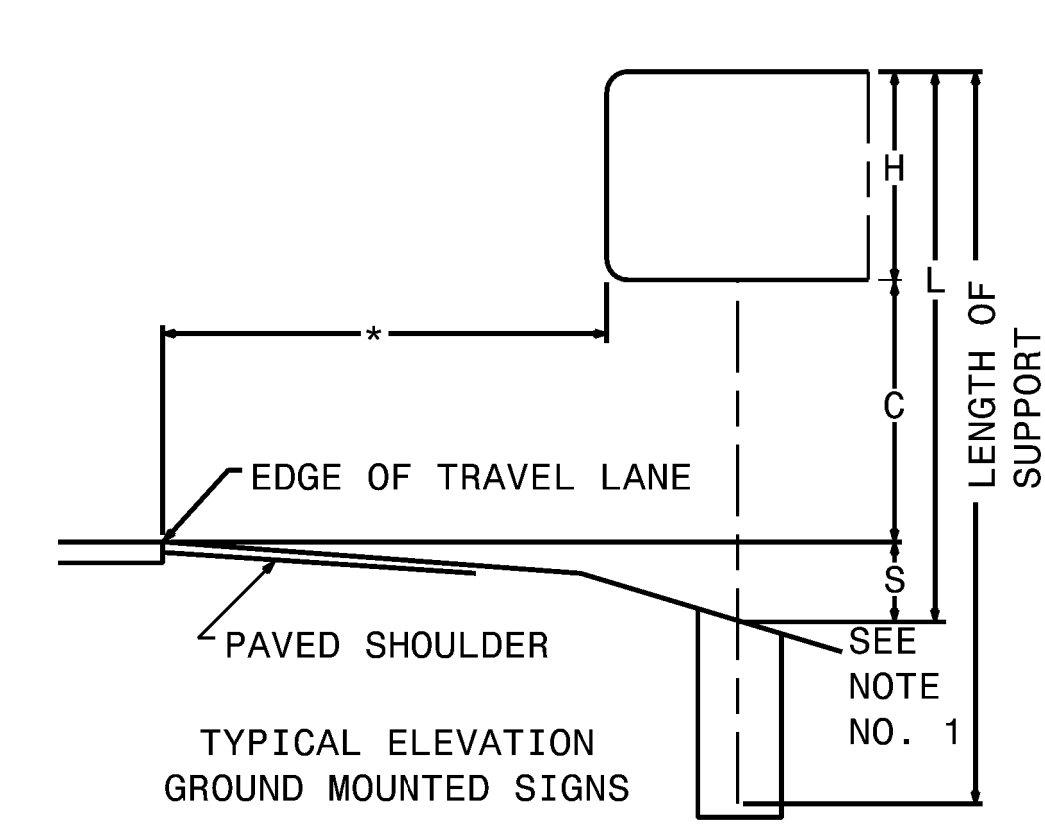
Version: 3.2 Posted: 7/5/2023

NUMBER	TYPE	SIGN SIZE (in.)			ROADWAY STATION	NUMBER OF SUPPORTS	BEAM SECTION	SUPPORT TYPE BA or S	OMNI COUPLER	ATTACHMENT METHOD	MOUNTING METHOD	HORIZONTAL CLEARANCE* (ft.)	SUPPORT SPACING	LENGTH (ft)			LEFT SUPPORT (ft)			CENTER SUPPORT (ft)			RIGHT SUPPORT (ft)			SUPPORT WEIGHTS		FOOTINGS				FIELD VERIFIED SEE NOTE 2 (mm/dd/yy)
		w	x	h										SNS HT	MTG HT	EMBED-MENT	S	L	LENGTH	S	L	LENGTH	S	L	LENGTH	B/A (lbs.)	SIMPLE (lbs.)	DIAMETER (ft.)	DEPTH (ft.)	REINFORCED (c.y.)	PLAIN (c.y.)	
		"H"	"C"																													
101A 101B	B A	114 270	x x	30 126	I-40 EB MM 43	3	W10x26	S	N/A	1-R N/A	N/A N/A	20.00	7.99	10.50	7.00	4.5	2.59	20.09	24.59	6.23	23.73	28.23	10.22	27.72	32.22	0.00	2211.04	2.5	5	2.73	0.00	
102A 102B	B A	114 270	x x	30 126	I-40 EB MM 43.5	3	W8x21	S	N/A	1-R N/A	N/A N/A	19.00	7.99	10.50	7.00	4.5	1.06	18.56	23.06	3.15	20.65	25.15	6.81	24.31	28.81	0.00	1617.42	2.0	5	1.75	0.00	
103	A	180	x	90	-Y- 57+00	2	W6x16	S	N/A	N/A	N/A	20.00	8.79	7.50	7.00	4.0	1.56	16.06	20.06	0.00	0.00	0.00	4.75	19.25	23.25	0.00	692.96	1.5	4.5	0.59	0.00	
104	A	90	x	72	-Y5RPA- 25+00	2	W6x9	BA	N/A	N/A	N/A	18.00	4.40	6.00	7.00	3.0	2.09	15.09	18.09	0.00	0.00	0.00	3.19	16.19	19.19	399.52	0	1.5	3.5	0.46	0.00	
105	A	156	x	66	-Y- 83+00	2	S3x5.7	S	N/A	N/A	N/A	22.00	7.62	5.50	7.00	3.0	-3.06	9.44	12.44	0.00	0.00	0.00	-6.87	5.63	8.63	0.00	120.099	1.0	3.5	0.00	0.20	
106	A	180	x	120	-Y- 85+50 LT	2	W6x16	BA	N/A	N/A	N/A	22.00	8.79	10.00	9.83	4.5	-2.24	17.59	22.09	0.00	0.00	0.00	-2.83	17.00	21.50	791.44	0	1.5	5	0.65	0.00	
107	A	156	x	66	I-40 EB MM 42	2	S4x7.7	BA	N/A	N/A	N/A	30.00	7.62	5.50	7.00	3.5	0.72	13.22	16.72	0.00	0.00	0.00	0.30	12.80	16.30	294.25	0	1.0	4	0.00	0.23	
108	A	90	x	72	-Y5RPA- 24+00	2	W6x12	BA	N/A	N/A	N/A	18.00	4.40	6.00	7.00	3.0	3.22	16.22	19.22	0.00	0.00	0.00	5.41	18.41	21.41	565.56	0	1.5	3.5	0.46	0.00	
109	A	90	x	84	-Y5RPA- 26+00	2	W6x9	BA	N/A	N/A	N/A	18.00	4.40	7.00	7.00	3.0	1.95	15.95	18.95	0.00	0.00	0.00	3.05	17.05	20.05	415.00	0	1.5	3.5	0.46	0.00	
110	A	180	x	138	-Y- 70+50 LT	2	W10x26	BA	N/A	N/A	N/A	20.00	8.79	11.50	7.00	4.5	3.83	22.33	26.83	0.00	0.00	0.00	8.23	26.73	31.23	1789.56	0	2.5	5	1.82	0.00	
111	A	180	x	120	-Y_WB- 26+00 LT	2	W6x16	BA	N/A	N/A	N/A	21.00	8.79	10.00	7.00	4.5	1.79	18.79	23.29	0.00	0.00	0.00	0.01	17.01	21.51	810.80	0	1.5	5	0.65	0.00	
112	A	180	x	120	-Y_WB- 18+50 LT	2	W8x18	BA	N/A	N/A	N/A	24.00	8.79	10.00	7.00	4.0	3.04	20.04	24.04	0.00	0.00	0.00	3.00	20.00	24.00	1004.72	0	2.0	4.5	1.05	0.00	
201	A	78	x	60	-Y- 37+08+/-	2	S3x5.7	BA	N/A	N/A	N/A	Δ	3.81	5.00	7.00	2.5	0.50	12.50	15.00	0.00	0.00	0.00	0.50	12.50	15.00	207.00	0	1.0	3	0.00	0.17	
202	A	60	x	120	-Y- 57+94 LT	2	S4x7.7	BA	N/A	N/A	N/A	Δ	2.93	10.00	7.00	3.0	0.50	17.50	20.50	0.00	0.00	0.00	0.50	17.50	20.50	355.70	0	1.0	3.5	0.00	0.20	
203A 203B	A B	108 108	x x	60 24	-Y- 42+44 LT+/-	2	S4x7.7	BA	N/A	N/A N/A	N/A II	Δ	5.27	7.00	7.00	3.0	0.50	14.50	17.50	0.00	0.00	0.00	0.50	14.50	17.50	309.50	0	1.0	3.5	0.00	0.20	
901	A	168	x	78	-L_WB- 34+00LT	2	W6x16	BA	N/A	N/A	N/A	20.00	8.20	6.50	9.57	3.5	0.52	16.59	20.09	0.00	0.00	0.00	-2.57	13.50	17.00	687.44	0	1.5	4	0.52	0.00	

TOTAL	7630.49	TOTAL	4641.52	TOTAL	11.13	TOTAL	1.02
USE:	7631.00	USE:	4642.00	USE:	12.00	USE:	2.00


NOTES:

- DIMENSION "S" REPRESENTS AN INCREASE (+), OR A DECREASE (-) IN POLE LENGTH, RELATIVE TO THE ELEVATION OF THE EDGE OF TRAVEL LANE.
- FIELD VERIFICATIONS SHALL BE REQUIRED FOR ALL SUPPORTS, SEE (*) ARTICLE 903-3. FABRICATORS SHALL BE AISC CERTIFIED IN CATEGORY 1, SEE (*) ARTICLE 1072-1. (*) = N.C.D.O.T. STANDARD SPECIFICATIONS FOR ROADS AND STRUCTURES
- PLAN LOCATIONS FOR EXISTING UTILITIES ARE BASED ON THE BEST AVAILABLE INFORMATION AND, THEREFORE MAY NOT BE PRECISELY ACCURATE. THEREFORE, IT IS INCUMBENT UPON THE CONTRACTOR TO DETERMINE THE EXACT LOCATION OF UTILITIES BEFORE BEGINNING WORK IN A LOCATION.



HNTB
 HNTB NORTH CAROLINA, P.C.
 343 E. Six Forks Road, Suite 200
 Raleigh, North Carolina 27609
 NC License No: C-1554
 (919) 546-8997

**I-2513AA
 TYPE A AND TYPE B
 GROUND MOUNTED SIGNS**

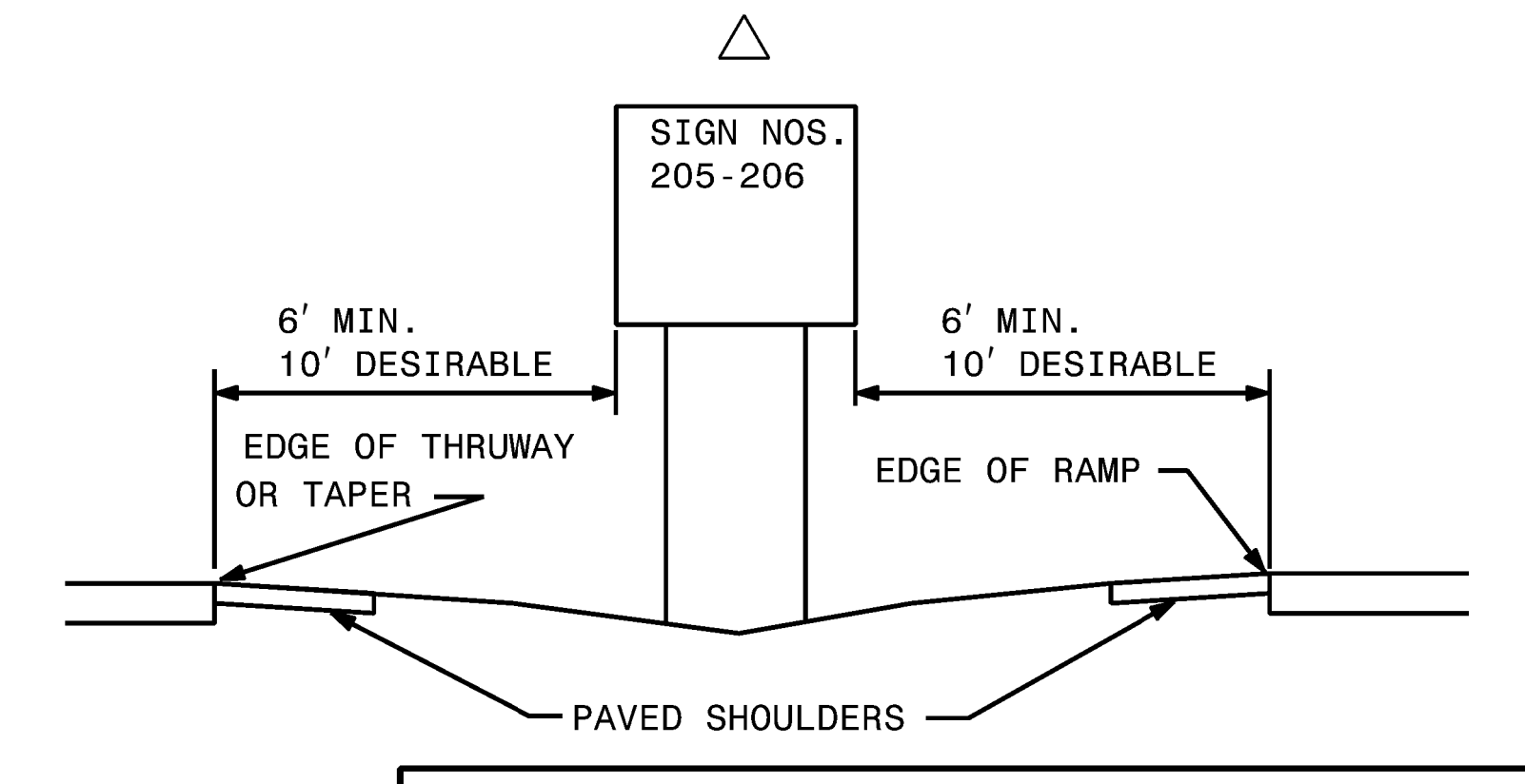
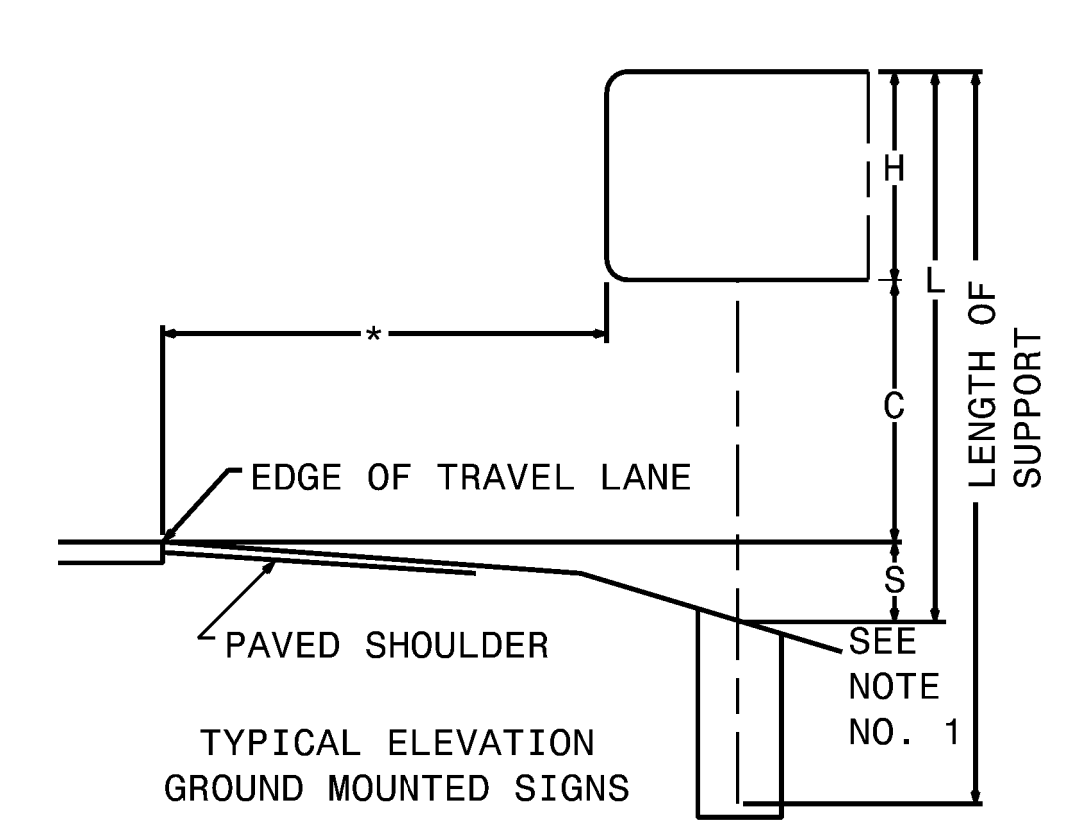
PROJECT REFERENCE NO. I - 2513AA/AB	SHEET NO. SIGN-2A
APPROVED: <i>Andrew Klimek</i> <small>E3078P0489RE448</small>	
DATE: 2/1/2024	
	
DOCUMENT NOT CONSIDERED FINAL UNLESS ALL SIGNATURES COMPLETED	

Version: 3.2 Posted: 7/5/2023

NUMBER	TYPE	SIGN SIZE (in.)			ROADWAY STATION	NUMBER OF SUPPORTS	BEAM SECTION	SUPPORT TYPE BA or S	OMNI COUPLER	ATTACHMENT METHOD	MOUNTING METHOD	HORIZONTAL CLEARANCE* (ft.)	SUPPORT SPACING	LENGTH (ft)			LEFT SUPPORT (ft)			CENTER SUPPORT (ft)			RIGHT SUPPORT (ft)			SUPPORT WEIGHTS		FOOTINGS				FIELD VERIFIED SEE NOTE 2 (mm/dd/yy)																					
		w	x	h										SNS HT "H"	MTG HT "C"	EMBED-MENT	S	L	LENGTH	S	L	LENGTH	S	L	LENGTH	B/A (lbs.)	SIMPLE (lbs.)	DIAMETER (ft.)	DEPTH (ft.)	REINFORCED (c.y.)	PLAIN (c.y.)																						
113	A	180	x	120	-L1_EB- 58+50 LT	2	W10x22	BA	N/A	N/A	N/A	20.00	8.79	10.00	7.00	4.5	3.85	20.85	25.35	0.00	0.00	0.00	8.25	25.25	29.75	1450.20	0	2.5	5	1.82	0.00	_____																					
204	A	108	x	60	-Y_EB- 32+40+/-	2	S3x5.7	BA	N/A	N/A	N/A	Δ	5.27	5.00	7.00	2.5	0.50	12.50	15.00	0.00	0.00	0.00	0.50	12.50	15.00	207.00	0	1.0	3	0.00	0.17	_____																					
205	A	108	x	60	-L1_WB- 54+71	2	S3x5.7	BA	N/A	N/A	N/A	Δ	5.27	5.00	7.00	2.5	0.50	12.50	15.00	0.00	0.00	0.00	0.50	12.50	15.00	207.00	0	1.0	3	0.00	0.17	_____																					
206	A	108	x	60	-L1_WB- 62+27	2	S3x5.7	BA	N/A	N/A	N/A	Δ	5.27	5.00	7.00	2.5	0.50	12.50	15.00	0.00	0.00	0.00	0.50	12.50	15.00	207.00	0	1.0	3	0.00	0.17	_____																					
902	A	186	x	90	-L1_WB- 41+00	2	W6x16	BA	N/A	N/A	N/A	30.00	9.08	7.50	12.10	4.0	-1.09	18.51	22.51	0.00	0.00	0.00	-5.10	14.50	18.50	750.16	0	1.5	4.5	0.59	0.00	_____																					
																								TOTAL	TOTAL	TOTAL	TOTAL																										
																								2821.36	0.00	2.41	0.52																										
																								USE:	2822.00	0.00	3.00	1.00																									


NOTES:

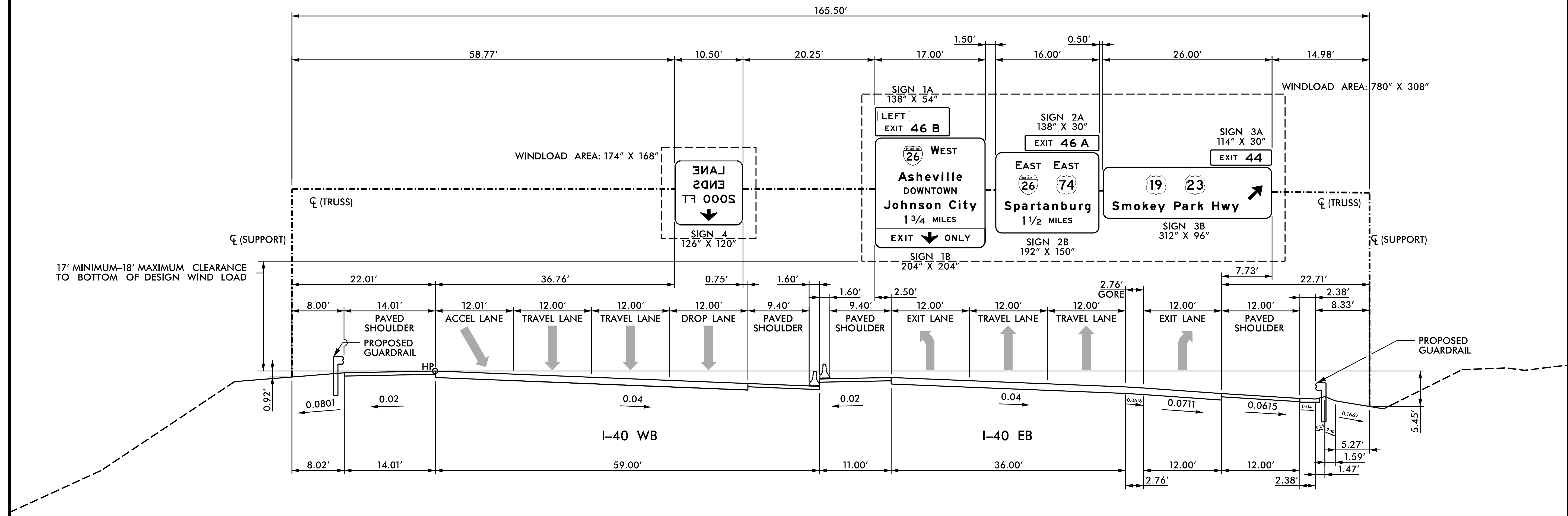
- DIMENSION "S" REPRESENTS AN INCREASE (+), OR A DECREASE (-) IN POLE LENGTH, RELATIVE TO THE ELEVATION OF THE EDGE OF TRAVEL LANE.
- FIELD VERIFICATIONS SHALL BE REQUIRED FOR ALL SUPPORTS, SEE (*) ARTICLE 903-3. FABRICATORS SHALL BE AISC CERTIFIED IN CATEGORY 1, SEE (*) ARTICLE 1072-1. (*) = N.C.D.O.T. STANDARD SPECIFICATIONS FOR ROADS AND STRUCTURES
- PLAN LOCATIONS FOR EXISTING UTILITIES ARE BASED ON THE BEST AVAILABLE INFORMATION AND, THEREFORE MAY NOT BE PRECISELY ACCURATE. THEREFORE, IT IS INCUMBENT UPON THE CONTRACTOR TO DETERMINE THE EXACT LOCATION OF UTILITIES BEFORE BEGINNING WORK IN A LOCATION.



HNTB
 HNTB NORTH CAROLINA, P.C.
 343 E. Six Forks Road, Suite 200
 Raleigh, North Carolina 27609
 NC License No: C-1554
 (919) 546-8997

**I-2513AB
 TYPE A AND TYPE B
 GROUND MOUNTED SIGNS**

PROJECT REFERENCE NO.	SHEET NO.
I-2513AA/AB	SIGN-3
APPROVED: <i>Andrew Klimek</i>	
DATE: 2/1/2024	
SEAL	
	
DOCUMENT NOT CONSIDERED FINAL UNLESS ALL SIGNATURES COMPLETED	




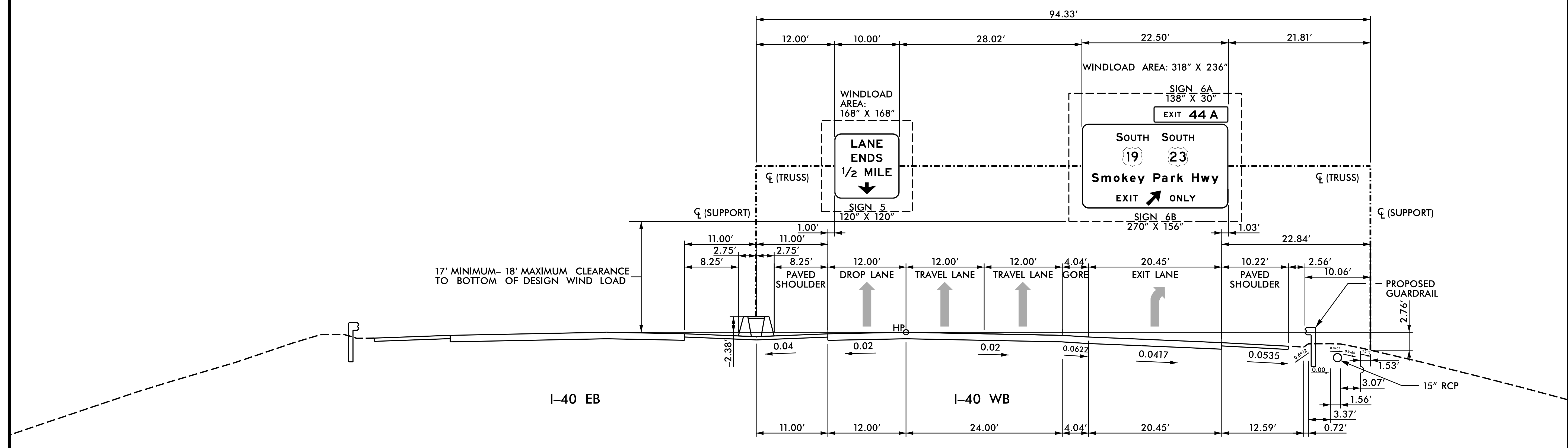
NOTES:

- IF THE CONTRACTOR BIDS ALUMINUM SIGN STRUCTURE, EACH SHALL BE PROVIDED WITH AN APPROVED HIGHWAY TRUSS DAMPER DEVICE IN ACCORDANCE WITH AASHTO SPECIFICATIONS.
- MOUNT SIGNS VERTICALLY CENTERED ON HORIZONTAL MEMBER OF STRUCTURE.
- FIELD VERIFICATION SHALL BE REQUIRED FOR ALL FOOTING ELEVATIONS, PER THE LATEST NCDOT STANDARD SPECIFICATIONS FOR ROADS AND STRUCTURES. PROVIDE FIELD VERIFICATION TO THE SIGNING SECTION.
- THE TOP OF THE FOOTING SHALL EXTEND AT LEAST 4 INCHES AND NOT MORE THAN 24 INCHES ABOVE THE HIGHEST POINT OF THE GROUND SURFACE AT THE FOOTING.
- SIGN HANGERS AND ATTACHMENT HARDWARE SHALL BE PROVIDED AND INSTALLED ON THE ASSEMBLY TO ACCOMMODATE ALL SIGNS SHOWN IN THIS PLAN SHEET.
- DESIGN AND CONSTRUCTION REQUIREMENTS FOR SIGN STRUCTURES SHALL ACCOMMODATE WIND VELOCITY OF 90 M.P.H.

HNTB
 HNTB NORTH CAROLINA, P.C.
 343 E. Six Forks Road, Suite 200
 Raleigh, North Carolina 27609
 NC License No: C-1554
 (919) 546-8997

STRUCTURE INVENTORY 100926
OVERHEAD SIGN STRUCTURE
-Y- STA. 32+50
I-40 EB

PROJECT REFERENCE NO. I-2513AA/AB	SHEET NO. SIGN-3A
APPROVED: <i>Andrew Klimek</i> 2/1/2024	
DATE: 2/1/2024	
SEAL 	
DOCUMENT NOT CONSIDERED FINAL UNLESS ALL SIGNATURES COMPLETED	




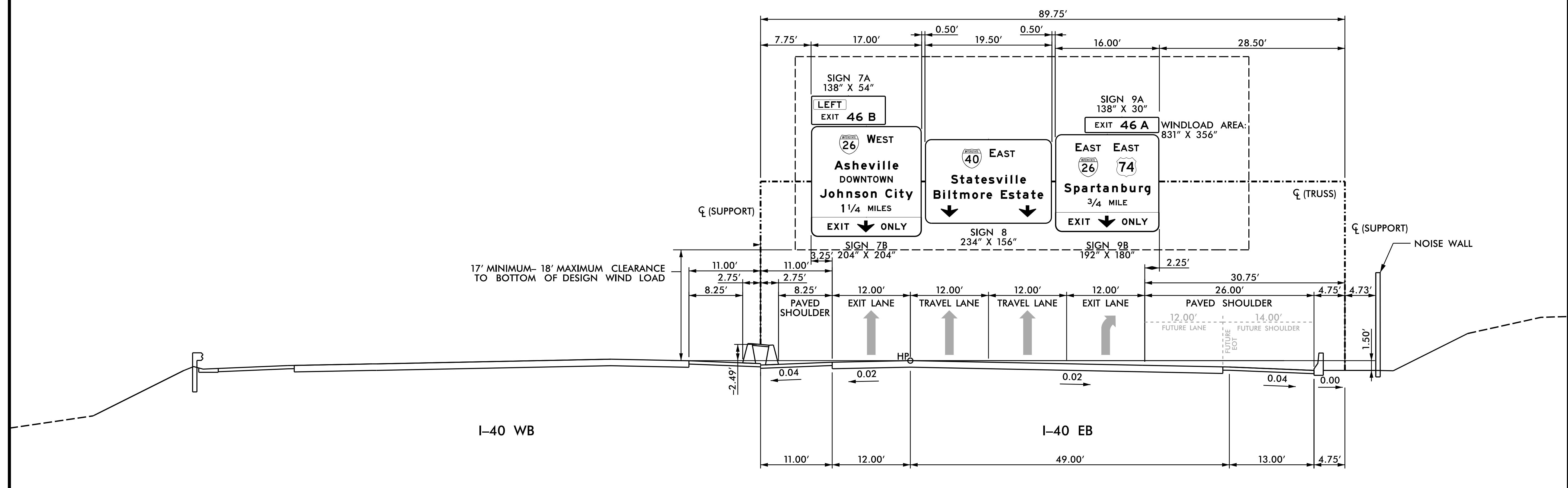
NOTES:

- IF THE CONTRACTOR BIDS ALUMINUM SIGN STRUCTURE, EACH SHALL BE PROVIDED WITH AN APPROVED HIGHWAY TRUSS DAMPER DEVICE IN ACCORDANCE WITH AASHTO SPECIFICATIONS.
- MOUNT SIGNS VERTICALLY CENTERED ON HORIZONTAL MEMBER OF STRUCTURE.
- FIELD VERIFICATION SHALL BE REQUIRED FOR ALL FOOTING ELEVATIONS, PER THE LATEST NCDOT STANDARD SPECIFICATIONS FOR ROADS AND STRUCTURES. PROVIDE FIELD VERIFICATION TO THE SIGNING SECTION.
- THE TOP OF THE FOOTING SHALL EXTEND AT LEAST 4 INCHES AND NOT MORE THAN 24 INCHES ABOVE THE HIGHEST POINT OF THE GROUND SURFACE AT THE FOOTING.
- SIGN HANGERS AND ATTACHMENT HARDWARE SHALL BE PROVIDED AND INSTALLED ON THE ASSEMBLY TO ACCOMMODATE ALL SIGNS SHOWN IN THIS PLAN SHEET.
- DESIGN AND CONSTRUCTION REQUIREMENTS FOR SIGN STRUCTURES SHALL ACCOMMODATE WIND VELOCITY OF 90 M.P.H.

HNTB
 HNTB NORTH CAROLINA, P.C.
 343 E. Six Forks Road, Suite 200
 Raleigh, North Carolina 27609
 NC License No: C-1554
 (919) 546-8997

STRUCTURE INVENTORY 100927
OVERHEAD SIGN STRUCTURE
-Y- STA. 43+50 LT
I-40 WB

PROJECT REFERENCE NO. I-2513AA/AB	SHEET NO. SIGN-3B
APPROVED: <i>Andrew Klimek</i> <small>33078984596E44B</small>	
DATE: 2/1/2024	
SEAL 	
DOCUMENT NOT CONSIDERED FINAL UNLESS ALL SIGNATURES COMPLETED	




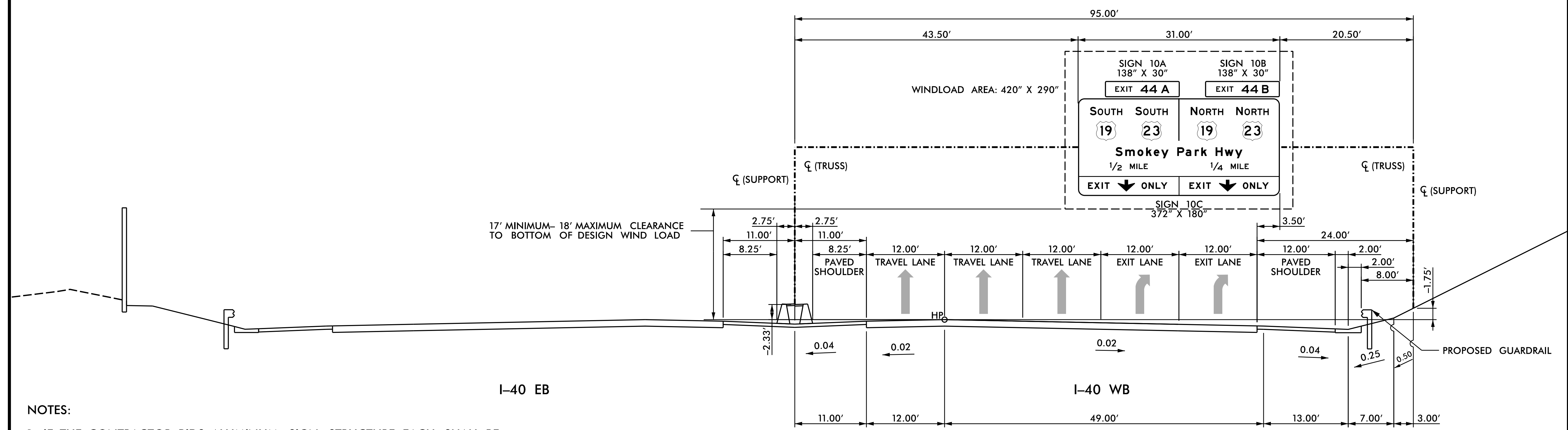
NOTES:

- IF THE CONTRACTOR BIDS ALUMINUM SIGN STRUCTURE, EACH SHALL BE PROVIDED WITH AN APPROVED HIGHWAY TRUSS DAMPER DEVICE IN ACCORDANCE WITH AASHTO SPECIFICATIONS.
- MOUNT SIGNS VERTICALLY CENTERED ON HORIZONTAL MEMBER OF STRUCTURE.
- FIELD VERIFICATION SHALL BE REQUIRED FOR ALL FOOTING ELEVATIONS, PER THE LATEST NCDOT STANDARD SPECIFICATIONS FOR ROADS AND STRUCTURES. PROVIDE FIELD VERIFICATION TO THE SIGNING SECTION.
- THE TOP OF THE FOOTING SHALL EXTEND AT LEAST 4 INCHES AND NOT MORE THAN 24 INCHES ABOVE THE HIGHEST POINT OF THE GROUND SURFACE AT THE FOOTING.
- SIGN HANGERS AND ATTACHMENT HARDWARE SHALL BE PROVIDED AND INSTALLED ON THE ASSEMBLY TO ACCOMMODATE ALL SIGNS SHOWN IN THIS PLAN SHEET.
- DESIGN AND CONSTRUCTION REQUIREMENTS FOR SIGN STRUCTURES SHALL ACCOMMODATE WIND VELOCITY OF 90 M.P.H.

HNTB
 HNTB NORTH CAROLINA, P.C.
 343 E. Six Forks Road, Suite 200
 Raleigh, North Carolina 27609
 NC License No: C-1554
 (919) 546-8997

STRUCTURE INVENTORY 100928
OVERHEAD SIGN STRUCTURE
-Y- STA. 65+00
I-40 EB

PROJECT REFERENCE NO.	SHEET NO.
I-2513AA/AB	SIGN-3C
APPROVED: <i>Andrew Klimesek</i>	
DATE: 2/1/2024	
SEAL	
	
DOCUMENT NOT CONSIDERED FINAL UNLESS ALL SIGNATURES COMPLETED	




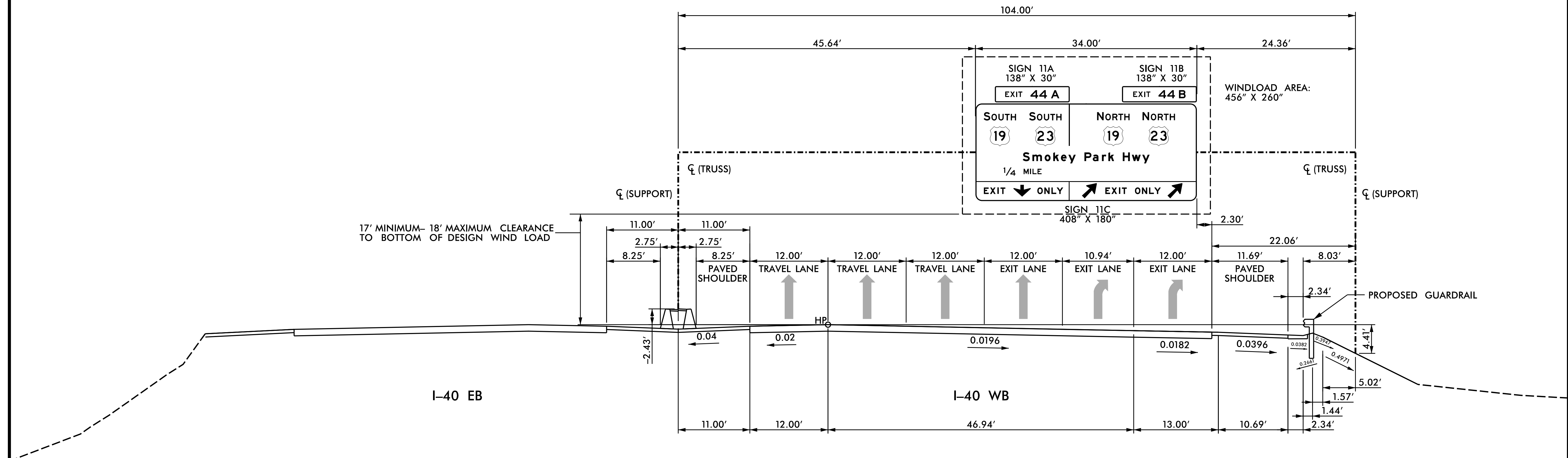
NOTES:

- IF THE CONTRACTOR BIDS ALUMINUM SIGN STRUCTURE, EACH SHALL BE PROVIDED WITH AN APPROVED HIGHWAY TRUSS DAMPER DEVICE IN ACCORDANCE WITH AASHTO SPECIFICATIONS.
- MOUNT SIGNS VERTICALLY CENTERED ON HORIZONTAL MEMBER OF STRUCTURE.
- FIELD VERIFICATION SHALL BE REQUIRED FOR ALL FOOTING ELEVATIONS, PER THE LATEST NCDOT STANDARD SPECIFICATIONS FOR ROADS AND STRUCTURES. PROVIDE FIELD VERIFICATION TO THE SIGNING SECTION.
- THE TOP OF THE FOOTING SHALL EXTEND AT LEAST 4 INCHES AND NOT MORE THAN 24 INCHES ABOVE THE HIGHEST POINT OF THE GROUND SURFACE AT THE FOOTING.
- SIGN HANGERS AND ATTACHMENT HARDWARE SHALL BE PROVIDED AND INSTALLED ON THE ASSEMBLY TO ACCOMMODATE ALL SIGNS SHOWN IN THIS PLAN SHEET.
- DESIGN AND CONSTRUCTION REQUIREMENTS FOR SIGN STRUCTURES SHALL ACCOMMODATE WIND VELOCITY OF 90 M.P.H.

HNTB
 HNTB NORTH CAROLINA, P.C.
 343 E. Six Forks Road, Suite 200
 Raleigh, North Carolina 27609
 NC License No: C-1554
 (919) 546-8997

STRUCTURE INVENTORY 100929
OVERHEAD SIGN STRUCTURE
-Y- STA. 78+00 LT
I-40 WB

PROJECT REFERENCE NO.	SHEET NO.
I-2513AA/AB	SIGN-3D
APPROVED: <i>Andrew Klimek</i>	
DATE: 2/1/2024	
SEAL	
	
DOCUMENT NOT CONSIDERED FINAL UNLESS ALL SIGNATURES COMPLETED	




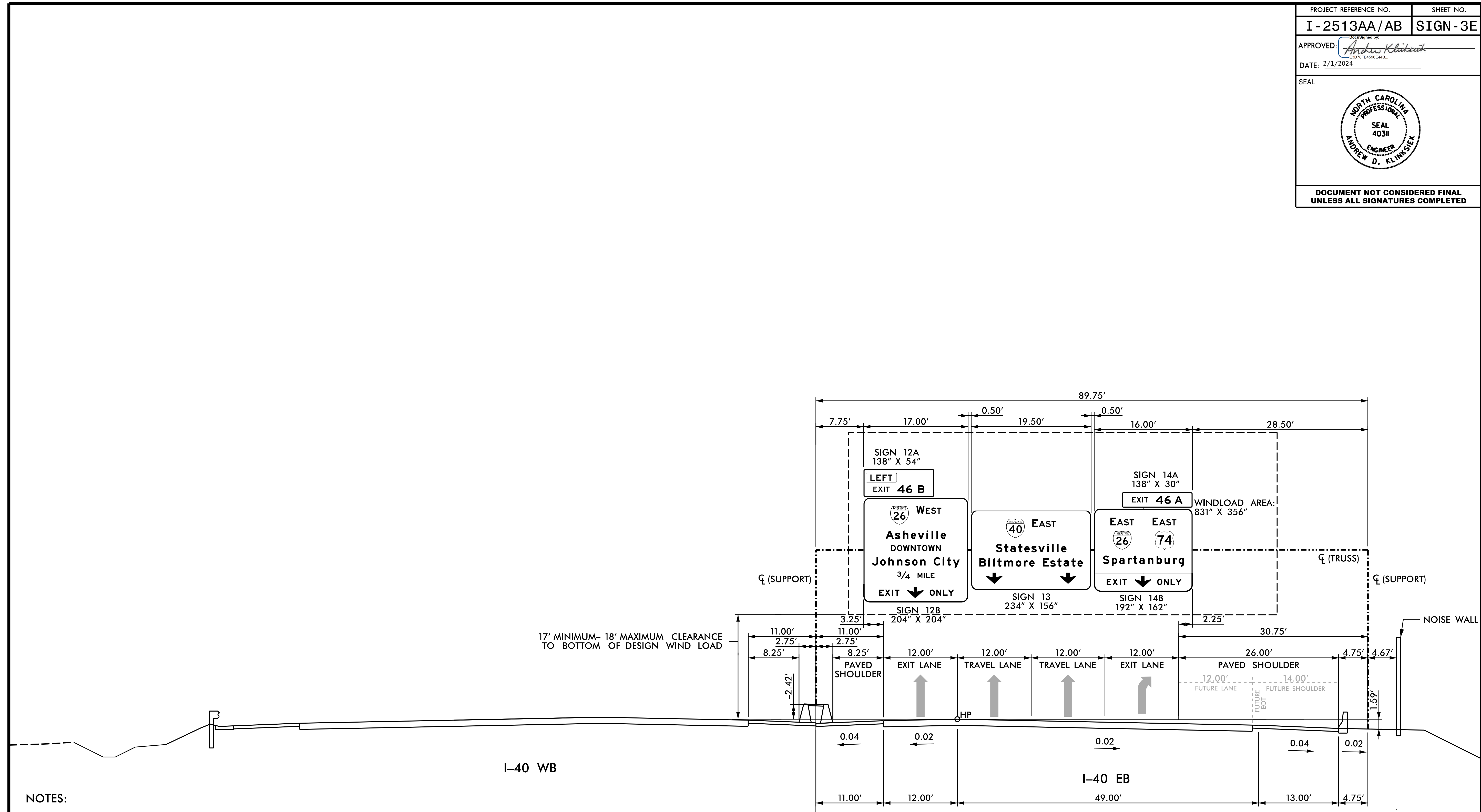
NOTES:

- IF THE CONTRACTOR BIDS ALUMINUM SIGN STRUCTURE, EACH SHALL BE PROVIDED WITH AN APPROVED HIGHWAY TRUSS DAMPER DEVICE IN ACCORDANCE WITH AASHTO SPECIFICATIONS.
- MOUNT SIGNS VERTICALLY CENTERED ON HORIZONTAL MEMBER OF STRUCTURE.
- FIELD VERIFICATION SHALL BE REQUIRED FOR ALL FOOTING ELEVATIONS, PER THE LATEST NCDOT STANDARD SPECIFICATIONS FOR ROADS AND STRUCTURES. PROVIDE FIELD VERIFICATION TO THE SIGNING SECTION.
- THE TOP OF THE FOOTING SHALL EXTEND AT LEAST 4 INCHES AND NOT MORE THAN 24 INCHES ABOVE THE HIGHEST POINT OF THE GROUND SURFACE AT THE FOOTING.
- SIGN HANGERS AND ATTACHMENT HARDWARE SHALL BE PROVIDED AND INSTALLED ON THE ASSEMBLY TO ACCOMMODATE ALL SIGNS SHOWN IN THIS PLAN SHEET.
- DESIGN AND CONSTRUCTION REQUIREMENTS FOR SIGN STRUCTURES SHALL ACCOMMODATE WIND VELOCITY OF 90 M.P.H.

HNTB
 HNTB NORTH CAROLINA, P.C.
 343 E. Six Forks Road, Suite 200
 Raleigh, North Carolina 27609
 NC License No: C-1554
 (919) 546-8997

STRUCTURE INVENTORY 100930
OVERHEAD SIGN STRUCTURE
-Y- STA. 62+50 LT
I-40 WB

PROJECT REFERENCE NO.	SHEET NO.
I-2513AA/AB	SIGN-3E
APPROVED: <i>Andrew Klimek</i>	
DATE: 2/1/2024	
SEAL	
	
DOCUMENT NOT CONSIDERED FINAL UNLESS ALL SIGNATURES COMPLETED	




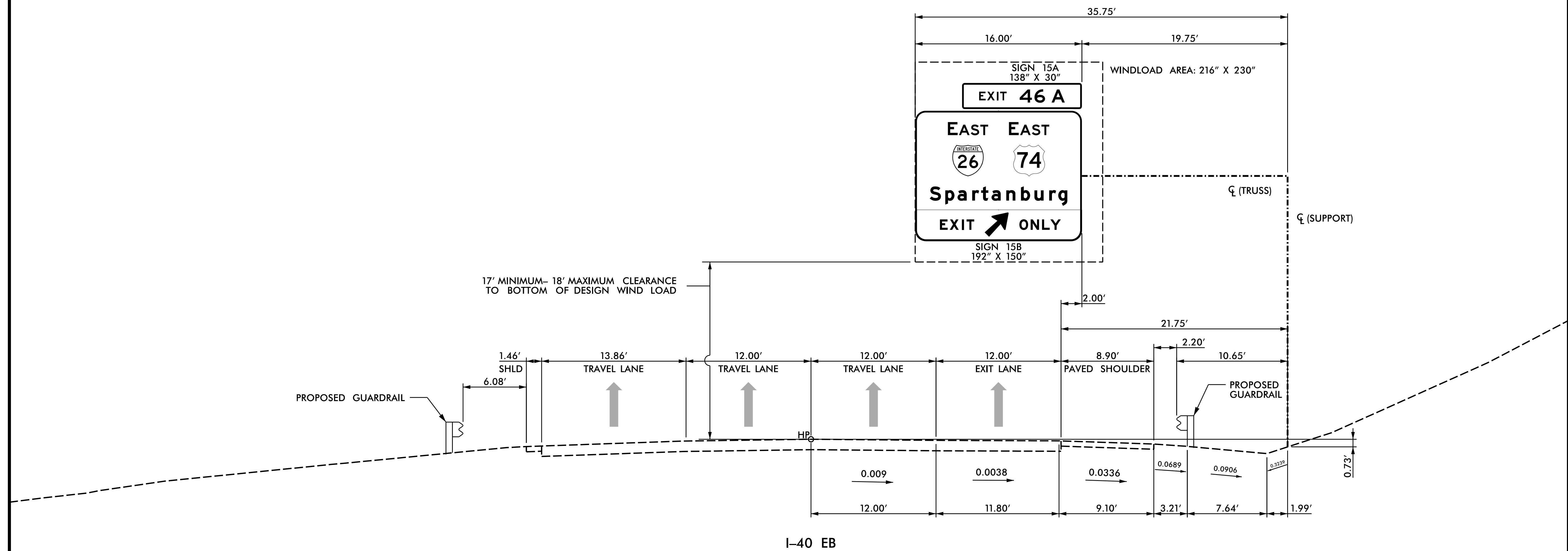
NOTES:

- IF THE CONTRACTOR BIDS ALUMINUM SIGN STRUCTURE, EACH SHALL BE PROVIDED WITH AN APPROVED HIGHWAY TRUSS DAMPER DEVICE IN ACCORDANCE WITH AASHTO SPECIFICATIONS.
- MOUNT SIGNS VERTICALLY CENTERED ON HORIZONTAL MEMBER OF STRUCTURE.
- FIELD VERIFICATION SHALL BE REQUIRED FOR ALL FOOTING ELEVATIONS, PER THE LATEST NCDOT STANDARD SPECIFICATIONS FOR ROADS AND STRUCTURES. PROVIDE FIELD VERIFICATION TO THE SIGNING SECTION.
- THE TOP OF THE FOOTING SHALL EXTEND AT LEAST 4 INCHES AND NOT MORE THAN 24 INCHES ABOVE THE HIGHEST POINT OF THE GROUND SURFACE AT THE FOOTING.
- SIGN HANGERS AND ATTACHMENT HARDWARE SHALL BE PROVIDED AND INSTALLED ON THE ASSEMBLY TO ACCOMMODATE ALL SIGNS SHOWN IN THIS PLAN SHEET.
- DESIGN AND CONSTRUCTION REQUIREMENTS FOR SIGN STRUCTURES SHALL ACCOMMODATE WIND VELOCITY OF 90 M.P.H.

HNTB HNTB NORTH CAROLINA, P.C.
343 E. Six Forks Road, Suite 200
Raleigh, North Carolina 27609
NC License No: C-1554
(919) 546-8997

STRUCTURE INVENTORY 100931
OVERHEAD SIGN STRUCTURE
-Y- STA. 90+50
I-40 EB

PROJECT REFERENCE NO.	SHEET NO.
I-2513AA/AB	SIGN-3F
APPROVED: <i>Andrew Klimek</i>	
DATE: 2/1/2024	
SEAL	
	
DOCUMENT NOT CONSIDERED FINAL UNLESS ALL SIGNATURES COMPLETED	




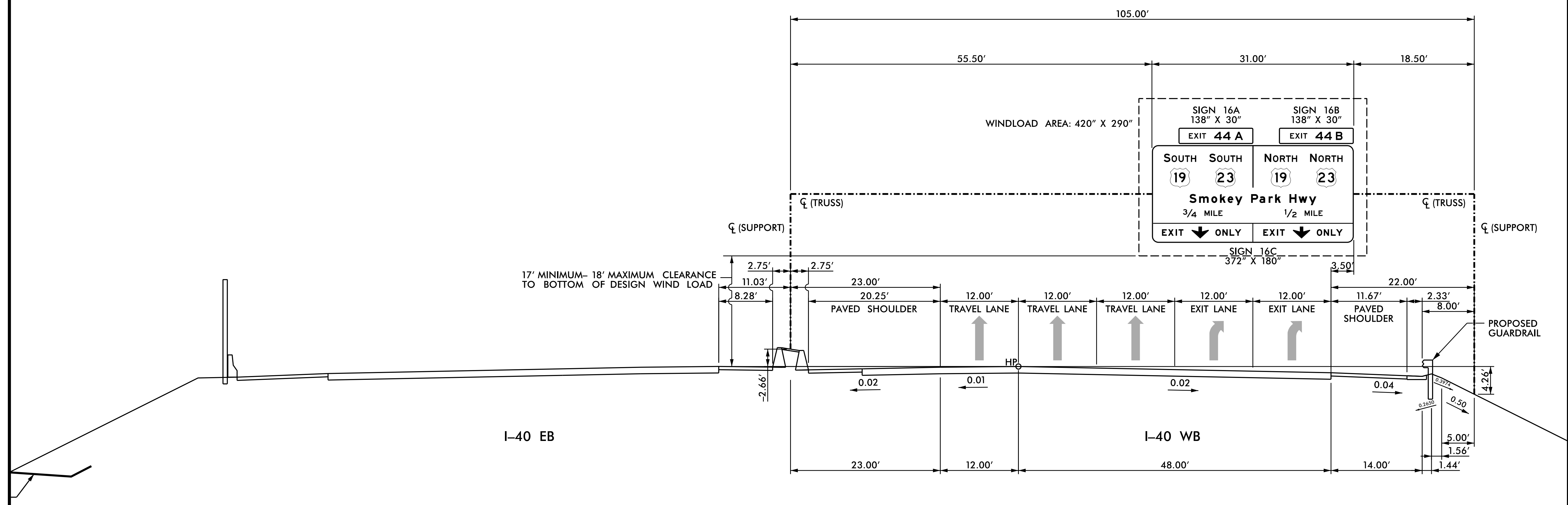
NOTES:

- IF THE CONTRACTOR BIDS ALUMINUM SIGN STRUCTURE, EACH SHALL BE PROVIDED WITH AN APPROVED HIGHWAY TRUSS DAMPER DEVICE IN ACCORDANCE WITH AASHTO SPECIFICATIONS.
- MOUNT SIGNS VERTICALLY CENTERED ON HORIZONTAL MEMBER OF STRUCTURE.
- FIELD VERIFICATION SHALL BE REQUIRED FOR ALL FOOTING ELEVATIONS, PER THE LATEST NCDOT STANDARD SPECIFICATIONS FOR ROADS AND STRUCTURES. PROVIDE FIELD VERIFICATION TO THE SIGNING SECTION.
- THE TOP OF THE FOOTING SHALL EXTEND AT LEAST 4 INCHES AND NOT MORE THAN 24 INCHES ABOVE THE HIGHEST POINT OF THE GROUND SURFACE AT THE FOOTING.
- SIGN HANGERS AND ATTACHMENT HARDWARE SHALL BE PROVIDED AND INSTALLED ON THE ASSEMBLY TO ACCOMMODATE ALL SIGNS SHOWN IN THIS PLAN SHEET.
- DESIGN AND CONSTRUCTION REQUIREMENTS FOR SIGN STRUCTURES SHALL ACCOMMODATE WIND VELOCITY OF 90 M.P.H.

HNTB HNTB NORTH CAROLINA, P.C.
343 E. Six Forks Road, Suite 200
Raleigh, North Carolina 27609
NC License No: C-1554
(919) 546-8997

STRUCTURE INVENTORY 100932
OVERHEAD SIGN STRUCTURE
-Y_EB- STA. 23+00
I-40 EB

PROJECT REFERENCE NO.	SHEET NO.
I-2513AA/AB	SIGN-3G
APPROVED: <i>Andrew Klimek</i>	
DATE: 2/1/2024	
SEAL	
	
DOCUMENT NOT CONSIDERED FINAL UNLESS ALL SIGNATURES COMPLETED	




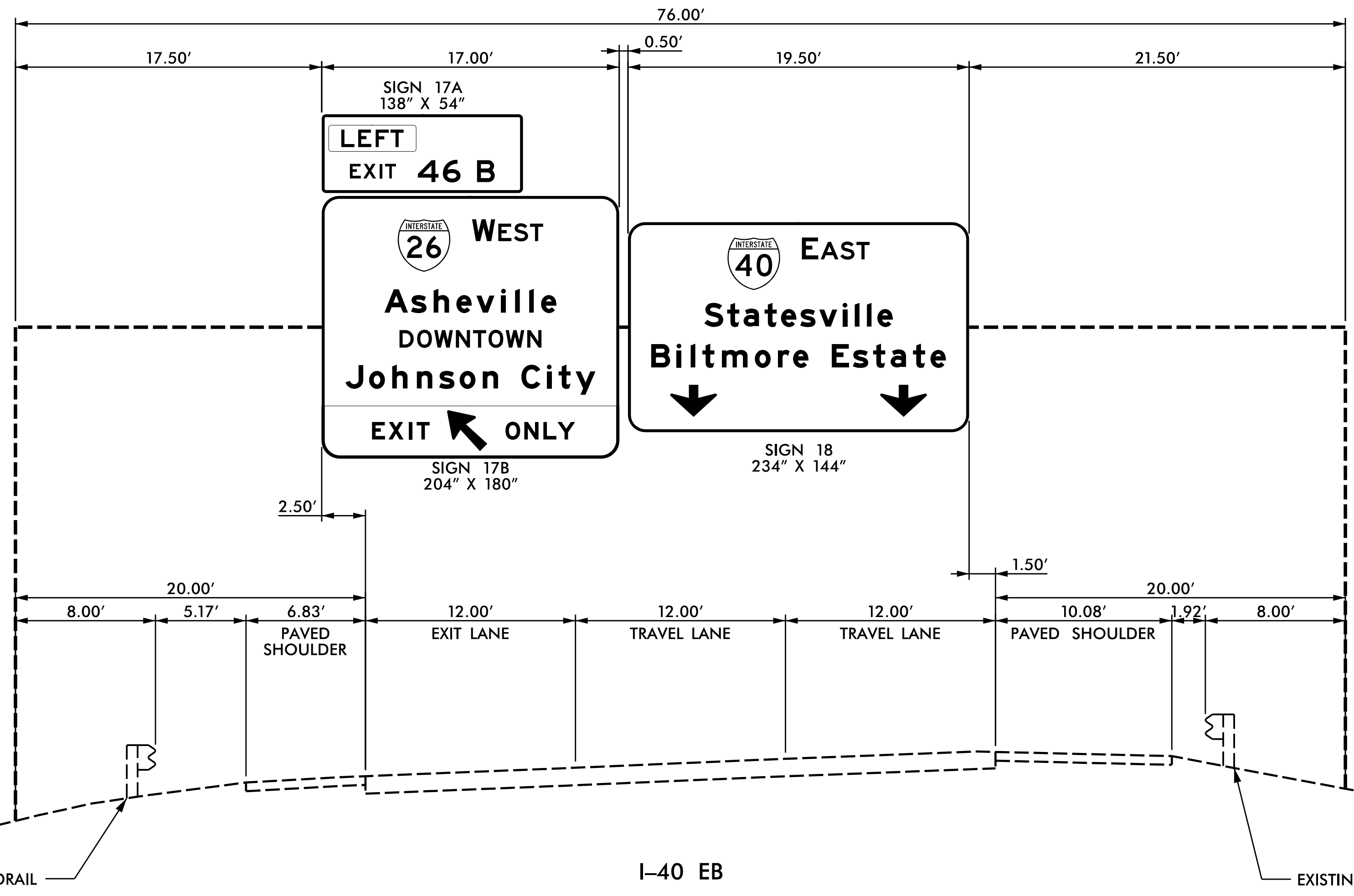
NOTES:

- IF THE CONTRACTOR BIDS ALUMINUM SIGN STRUCTURE, EACH SHALL BE PROVIDED WITH AN APPROVED HIGHWAY TRUSS DAMPER DEVICE IN ACCORDANCE WITH AASHTO SPECIFICATIONS.
- MOUNT SIGNS VERTICALLY CENTERED ON HORIZONTAL MEMBER OF STRUCTURE.
- FIELD VERIFICATION SHALL BE REQUIRED FOR ALL FOOTING ELEVATIONS, PER THE LATEST NCDOT STANDARD SPECIFICATIONS FOR ROADS AND STRUCTURES. PROVIDE FIELD VERIFICATION TO THE SIGNING SECTION.
- THE TOP OF THE FOOTING SHALL EXTEND AT LEAST 4 INCHES AND NOT MORE THAN 24 INCHES ABOVE THE HIGHEST POINT OF THE GROUND SURFACE AT THE FOOTING.
- SIGN HANGERS AND ATTACHMENT HARDWARE SHALL BE PROVIDED AND INSTALLED ON THE ASSEMBLY TO ACCOMMODATE ALL SIGNS SHOWN IN THIS PLAN SHEET.
- DESIGN AND CONSTRUCTION REQUIREMENTS FOR SIGN STRUCTURES SHALL ACCOMMODATE WIND VELOCITY OF 90 M.P.H.

HNTB
 HNTB NORTH CAROLINA, P.C.
 343 E. Six Forks Road, Suite 200
 Raleigh, North Carolina 27609
 NC License No: C-1554
 (919) 546-8997

STRUCTURE INVENTORY 100933
OVERHEAD SIGN STRUCTURE
-Y_WB- STA. 11+00 LT
I-40 WB

PROJECT REFERENCE NO.	SHEET NO.
I-2513AA/AB	SIGN-3H
APPROVED: <i>Andrew Klimek</i>	
DATE: 2/1/2024	
SEAL	
	
DOCUMENT NOT CONSIDERED FINAL UNLESS ALL SIGNATURES COMPLETED	




**PREVIOUS PROJECT
OVERHEAD SIGN STRUCTURE 'E'
PROJ. REFERENCE NO. 8.1843401**

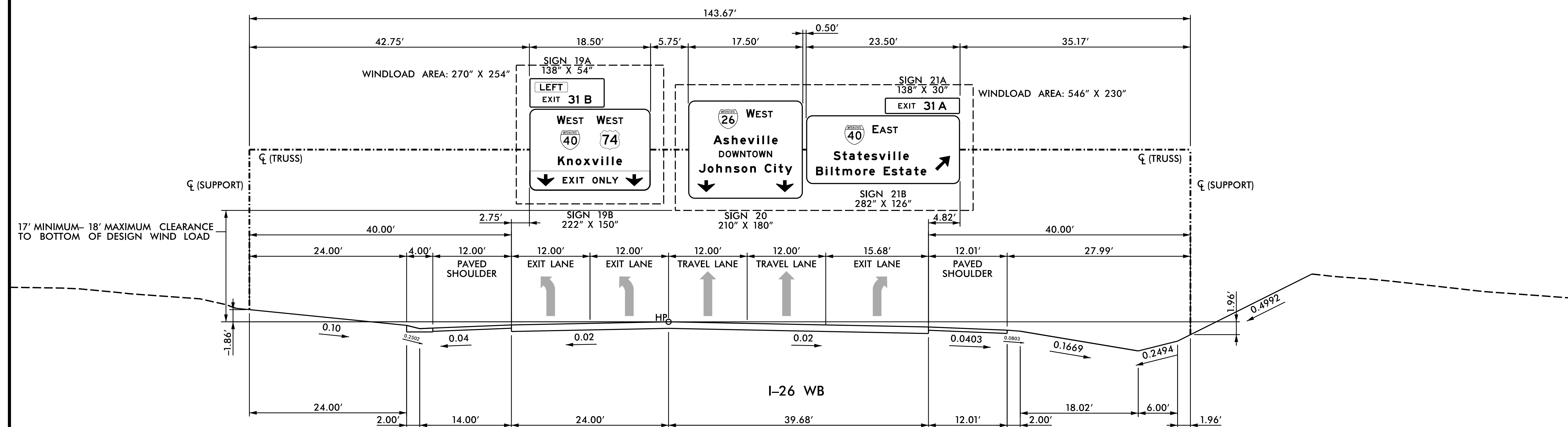
NOTES:

1. SEE STANDARD 904-3(B)(3) FOR REQUIREMENTS OF NEW STRUCTURAL MEMBERS, MOUNTING HARDWARE FOR NEW SIGNS, SHOP DRAWINGS, BRACING AND ACCESSORY HARDWARE FOR ATTACHMENTS.
2. CUT EXISTING WALKWAY SUPPORTS AT THE BOTTOM OF PROPOSED PANELS.
3. SEE NCDOT STANDARD SPECIFICATIONS, SECTION 1076-6 FOR REPAIR OF GALVANIZING.
4. ERECT PROPOSED SIGNS WITH MINIMUM 18' VERTICAL CLEARANCE.

HNTB
 HNTB NORTH CAROLINA, P.C.
 343 E. Six Forks Road, Suite 200
 Raleigh, North Carolina 27609
 NC License No: C-1554
 (919) 546-8997

STRUCTURE INVENTORY 100331
EXISTING OVHD SIGN STRUCTURE
-Y_EB- STA. 45+08
I-40 EB

PROJECT REFERENCE NO. I-2513AA/AB	SHEET NO. SIGN-3I
APPROVED: <i>Andrew Klimek</i> <small>230789845996448</small>	
DATE: 2/1/2024	
SEAL 	
DOCUMENT NOT CONSIDERED FINAL UNLESS ALL SIGNATURES COMPLETED	




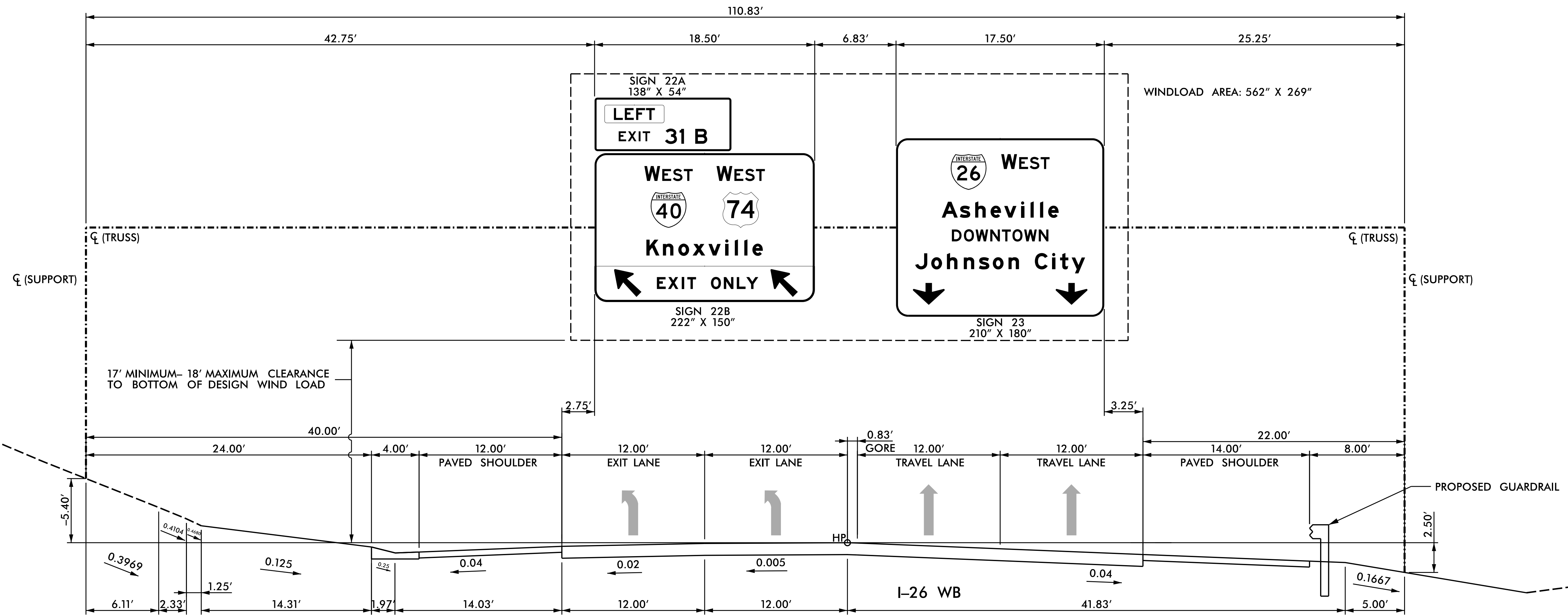
NOTES:

- IF THE CONTRACTOR BIDS ALUMINUM SIGN STRUCTURE, EACH SHALL BE PROVIDED WITH AN APPROVED HIGHWAY TRUSS DAMPER DEVICE IN ACCORDANCE WITH AASHTO SPECIFICATIONS.
- MOUNT SIGNS VERTICALLY CENTERED ON HORIZONTAL MEMBER OF STRUCTURE.
- FIELD VERIFICATION SHALL BE REQUIRED FOR ALL FOOTING ELEVATIONS, PER THE LATEST NCDOT STANDARD SPECIFICATIONS FOR ROADS AND STRUCTURES. PROVIDE FIELD VERIFICATION TO THE SIGNING SECTION.
- THE TOP OF THE FOOTING SHALL EXTEND AT LEAST 4 INCHES AND NOT MORE THAN 24 INCHES ABOVE THE HIGHEST POINT OF THE GROUND SURFACE AT THE FOOTING.
- SIGN HANGERS AND ATTACHMENT HARDWARE SHALL BE PROVIDED AND INSTALLED ON THE ASSEMBLY TO ACCOMMODATE ALL SIGNS SHOWN IN THIS PLAN SHEET.
- DESIGN AND CONSTRUCTION REQUIREMENTS FOR SIGN STRUCTURES SHALL ACCOMMODATE WIND VELOCITY OF 90 M.P.H.

HNTB
 HNTB NORTH CAROLINA, P.C.
 343 E. Six Forks Road, Suite 200
 Raleigh, North Carolina 27609
 NC License No: C-1554
 (919) 546-8997

STRUCTURE INVENTORY 100934
OVERHEAD SIGN STRUCTURE
-L1_WB- STA. 49+00
I-26 WB

PROJECT REFERENCE NO. I-2513AA/AB	SHEET NO. SIGN-3J
APPROVED: <i>Andrew Klimek</i> <small>23078984596E44B</small>	
DATE: 2/1/2024	
SEAL 	
DOCUMENT NOT CONSIDERED FINAL UNLESS ALL SIGNATURES COMPLETED	




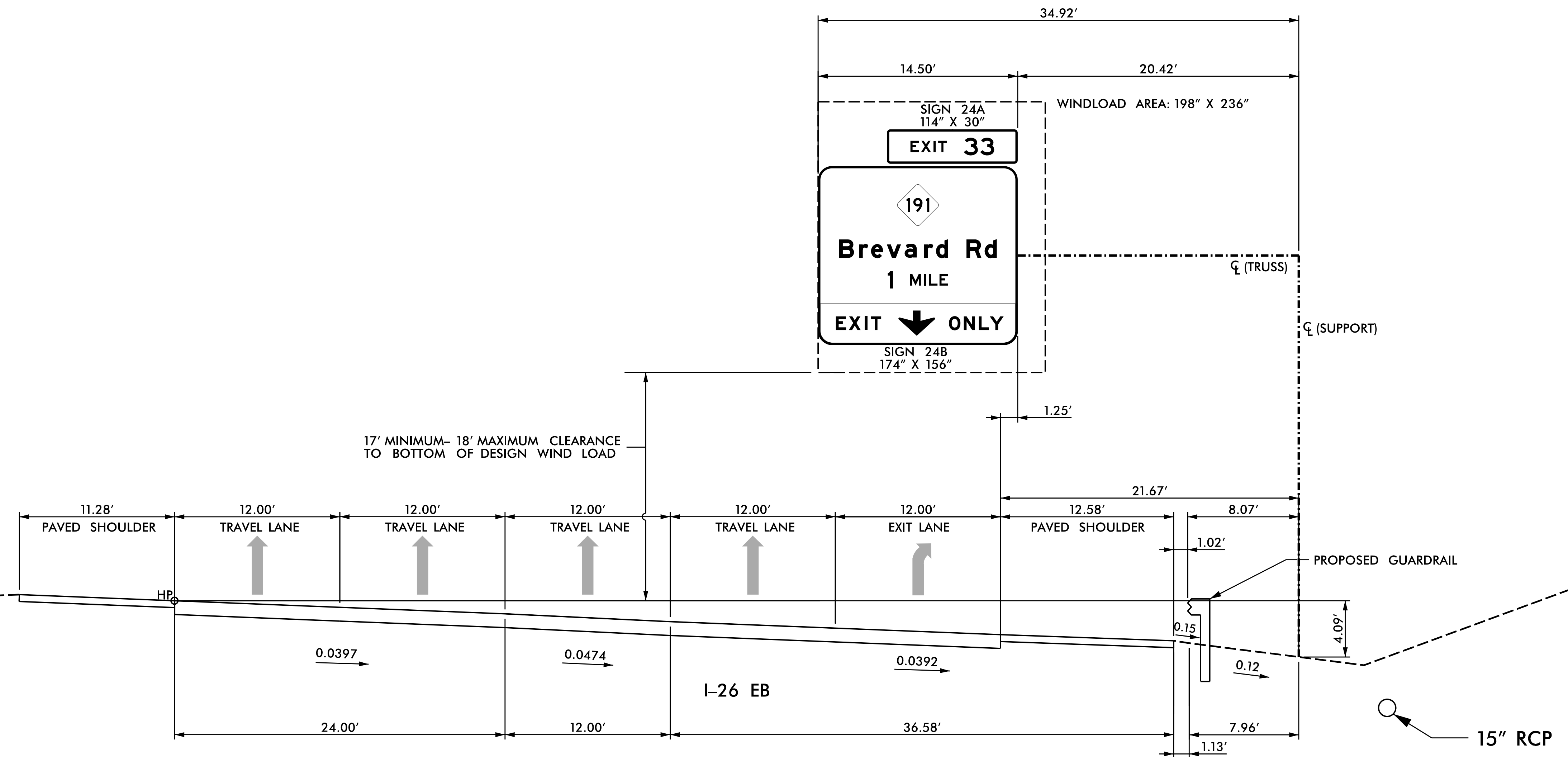
NOTES:

- IF THE CONTRACTOR BIDS ALUMINUM SIGN STRUCTURE, EACH SHALL BE PROVIDED WITH AN APPROVED HIGHWAY TRUSS DAMPER DEVICE IN ACCORDANCE WITH AASHTO SPECIFICATIONS.
- MOUNT SIGNS VERTICALLY CENTERED ON HORIZONTAL MEMBER OF STRUCTURE.
- FIELD VERIFICATION SHALL BE REQUIRED FOR ALL FOOTING ELEVATIONS, PER THE LATEST NCDOT STANDARD SPECIFICATIONS FOR ROADS AND STRUCTURES. PROVIDE FIELD VERIFICATION TO THE SIGNING SECTION.
- THE TOP OF THE FOOTING SHALL EXTEND AT LEAST 4 INCHES AND NOT MORE THAN 24 INCHES ABOVE THE HIGHEST POINT OF THE GROUND SURFACE AT THE FOOTING.
- SIGN HANGERS AND ATTACHMENT HARDWARE SHALL BE PROVIDED AND INSTALLED ON THE ASSEMBLY TO ACCOMMODATE ALL SIGNS SHOWN IN THIS PLAN SHEET.
- DESIGN AND CONSTRUCTION REQUIREMENTS FOR SIGN STRUCTURES SHALL ACCOMMODATE WIND VELOCITY OF 90 M.P.H.

HNTB HNTB NORTH CAROLINA, P.C.
343 E. Six Forks Road, Suite 200
Raleigh, North Carolina 27609
NC License No: C-1554
(919) 546-8997

STRUCTURE INVENTORY 100935
OVERHEAD SIGN STRUCTURE
-L1_WB- STA. 58+00
I-26 WB

PROJECT REFERENCE NO.	SHEET NO.
I-2513AA/AB	SIGN-3K
APPROVED: <i>Andrew Klimek</i>	
DATE: 2/1/2024	
SEAL	
	
DOCUMENT NOT CONSIDERED FINAL UNLESS ALL SIGNATURES COMPLETED	




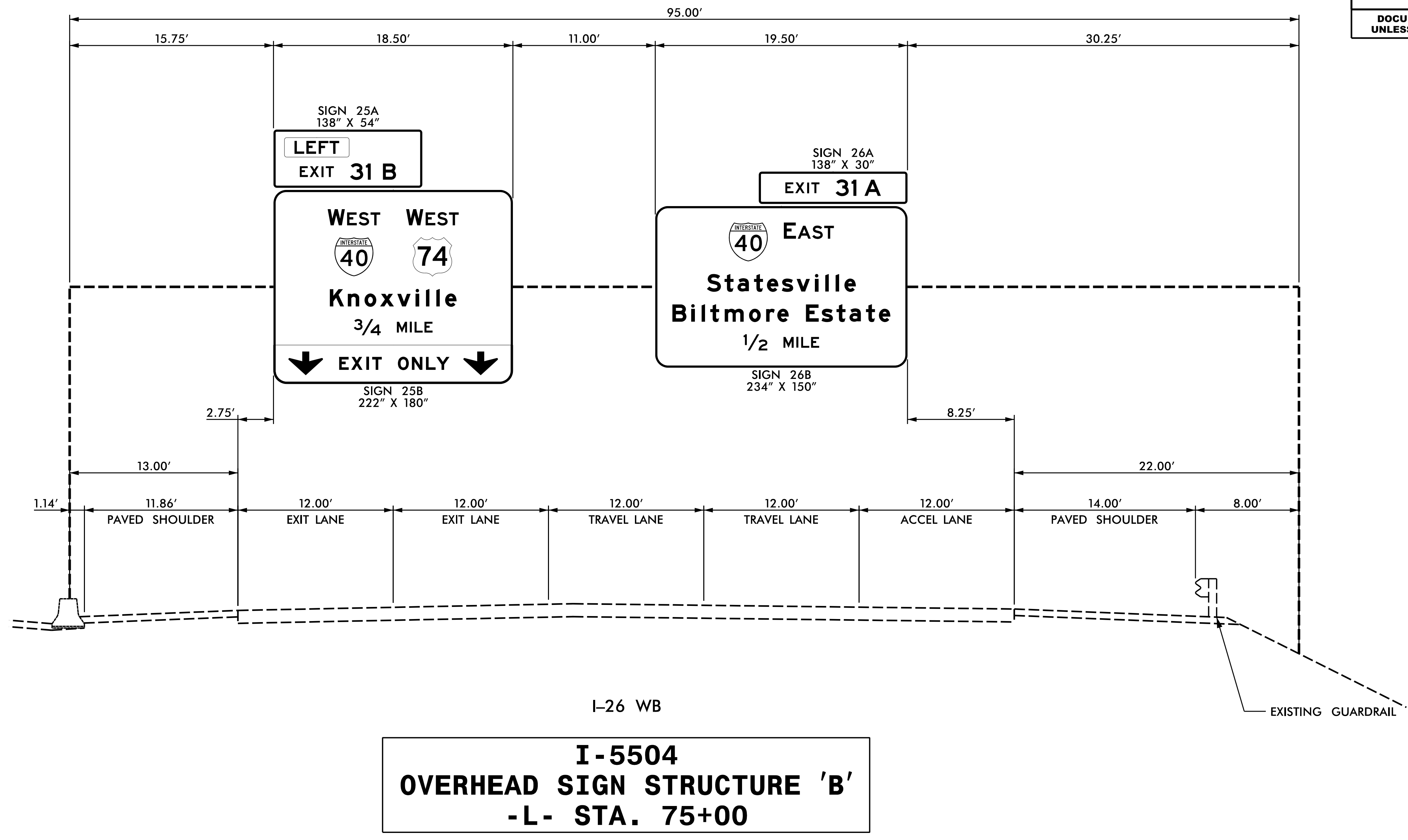
NOTES:

- IF THE CONTRACTOR BIDS ALUMINUM SIGN STRUCTURE, EACH SHALL BE PROVIDED WITH AN APPROVED HIGHWAY TRUSS DAMPER DEVICE IN ACCORDANCE WITH AASHTO SPECIFICATIONS.
- MOUNT SIGNS VERTICALLY CENTERED ON HORIZONTAL MEMBER OF STRUCTURE.
- FIELD VERIFICATION SHALL BE REQUIRED FOR ALL FOOTING ELEVATIONS, PER THE LATEST NCDOT STANDARD SPECIFICATIONS FOR ROADS AND STRUCTURES. PROVIDE FIELD VERIFICATION TO THE SIGNING SECTION.
- THE TOP OF THE FOOTING SHALL EXTEND AT LEAST 4 INCHES AND NOT MORE THAN 24 INCHES ABOVE THE HIGHEST POINT OF THE GROUND SURFACE AT THE FOOTING.
- SIGN HANGERS AND ATTACHMENT HARDWARE SHALL BE PROVIDED AND INSTALLED ON THE ASSEMBLY TO ACCOMMODATE ALL SIGNS SHOWN IN THIS PLAN SHEET.
- DESIGN AND CONSTRUCTION REQUIREMENTS FOR SIGN STRUCTURES SHALL ACCOMMODATE WIND VELOCITY OF 90 M.P.H.

HNTB
 HNTB NORTH CAROLINA, P.C.
 343 E. Six Forks Road, Suite 200
 Raleigh, North Carolina 27609
 NC License No: C-1554
 (919) 546-8997

STRUCTURE INVENTORY 100936
OVERHEAD SIGN STRUCTURE
-L1_EB- STA. 39+00 LT
I-26 EB

PROJECT REFERENCE NO.	SHEET NO.
I-2513AA/AB	SIGN-3L
APPROVED: <i>Andrew Klimek</i>	
DATE: 2/1/2024	
SEAL	
	
DOCUMENT NOT CONSIDERED FINAL UNLESS ALL SIGNATURES COMPLETED	




**I-5504
OVERHEAD SIGN STRUCTURE 'B'
-L- STA. 75+00**

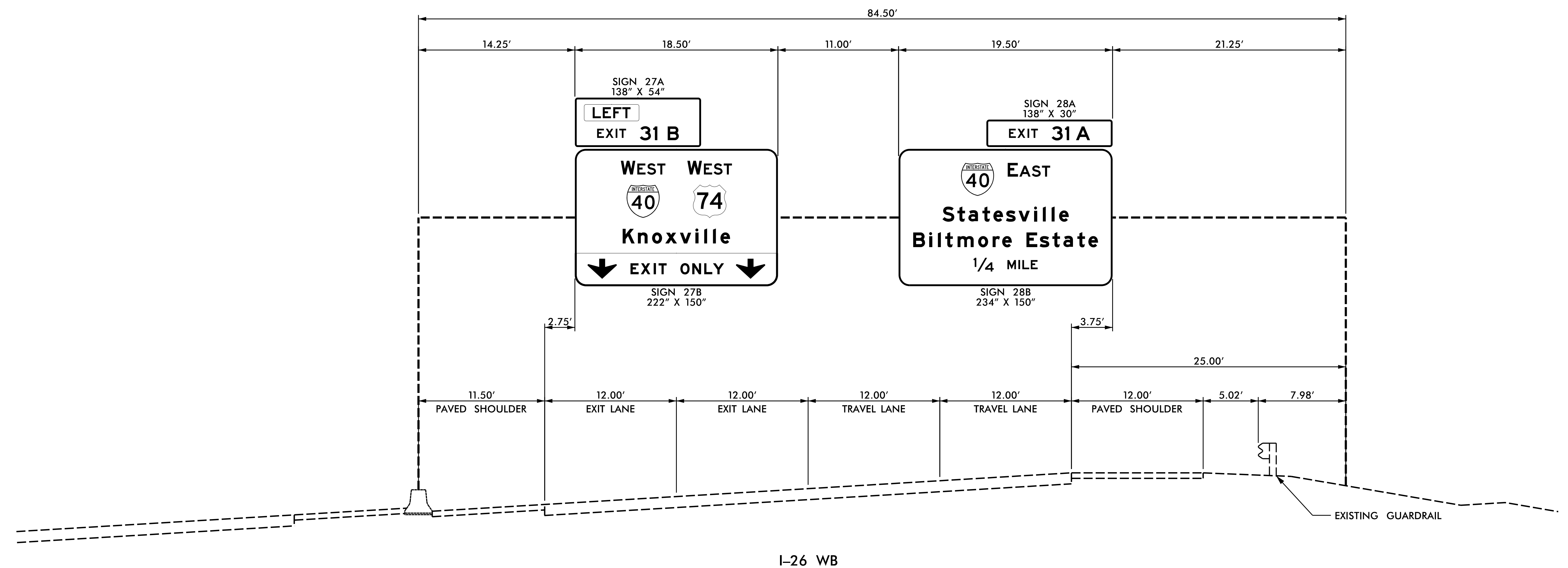
NOTES:

- SEE STANDARD 904-3(B)(3) FOR REQUIREMENTS OF NEW STRUCTURAL MEMBERS, MOUNTING HARDWARE FOR NEW SIGNS, SHOP DRAWINGS, BRACING AND ACCESSORY HARDWARE FOR ATTACHMENTS.
- CUT EXISTING WALKWAY SUPPORTS AT THE BOTTOM OF PROPOSED PANELS.
- SEE NCDOT STANDARD SPECIFICATIONS, SECTION 1076-6 FOR REPAIR OF GALVANIZING.
- ERECT PROPOSED SIGNS WITH MINIMUM 18' VERTICAL CLEARANCE.

HNTB
HNTB NORTH CAROLINA, P.C.
 343 E. Six Forks Road, Suite 200
 Raleigh, North Carolina 27609
 NC License No: C-1554
 (919) 546-8997

**STRUCTURE INVENTORY 100895
EXISTING OVHD SIGN STRUCTURE
-L1_WB- STA. 21+75
I-26 WB**

PROJECT REFERENCE NO.	SHEET NO.
I-2513AA/AB	SIGN-3M
APPROVED: <i>Andrew Klimek</i>	
DATE: 2/1/2024	
SEAL	
	
DOCUMENT NOT CONSIDERED FINAL UNLESS ALL SIGNATURES COMPLETED	



**B-5178
OVERHEAD SIGN STRUCTURE
-L- STA. 33+00**


NOTES:

- SEE STANDARD 904-3(B)(3) FOR REQUIREMENTS OF NEW STRUCTURAL MEMBERS, MOUNTING HARDWARE FOR NEW SIGNS, SHOP DRAWINGS, BRACING AND ACCESSORY HARDWARE FOR ATTACHMENTS.
- CUT EXISTING WALKWAY SUPPORTS AT THE BOTTOM OF PROPOSED PANELS.
- SEE NCDOT STANDARD SPECIFICATIONS, SECTION 1076-6 FOR REPAIR OF GALVANIZING.
- ERECT PROPOSED SIGNS WITH MINIMUM 18' VERTICAL CLEARANCE.

HNTB HNTB NORTH CAROLINA, P.C.
343 E. Six Forks Road, Suite 200
Raleigh, North Carolina 27609
NC License No: C-1554
(919) 546-8997

**STRUCTURE INVENTORY 100233
EXISTING OVHD SIGN STRUCTURE
-L1_WB- STA. 33+28
I-26 WB**

APPROVED: *Andrew Klimek*
 DATE: 2/1/2024



**DOCUMENT NOT CONSIDERED FINAL
 UNLESS ALL SIGNATURES COMPLETED**

SIGN NUMBER: 1A,7A,12A,17A **BACKG COLOR:** Green
TYPE: A (OVHD) **COPY COLOR:** White
QUANTITY: 4

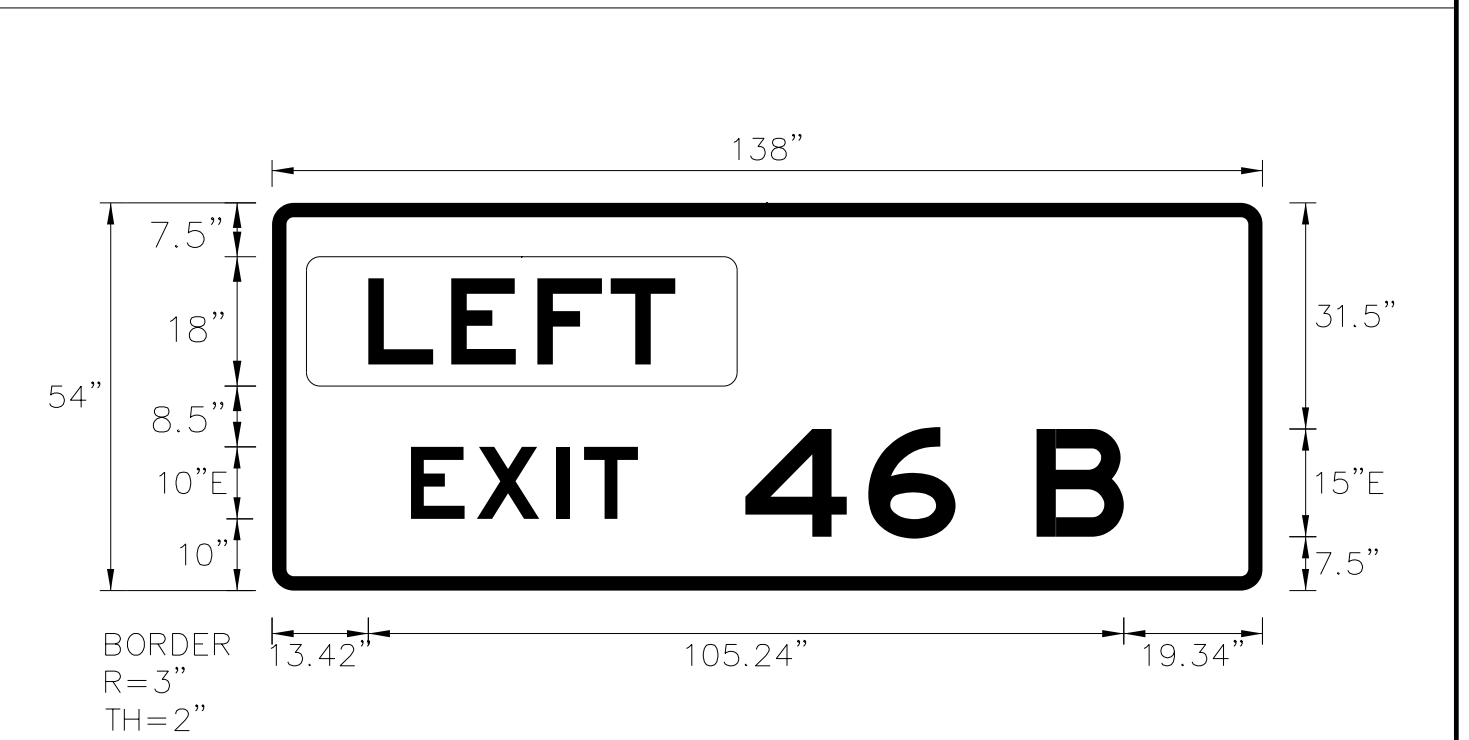
SYMBOL	X	Y	WID	HT
E11-2	4.8	28.5	60	18

SIGN WIDTH: 11'-6"
HEIGHT: 4'-6"
TOTAL AREA: 51.8 Sq.Ft.

BORDER TYPE: FLUSH
RECESS: 0"
WIDTH: 2"
RADII: 3"
MAT'L: 0.125" ALUMINUM

NO. Z BARS: 2
LENGTH: 130.0

DESIGN BY: TRT **CHECKED BY:** NKV
PROJECT ID: I-2513AA/AB **DIV:** 13 **DATE:** July 2023



NOTES:

- Legend and border shall be direct applied Grade A reflective sheeting.
- Background shall be Grade C reflective sheeting.
- "LEFT" panel shall be yellow Grade A sheeting on 0.032" aluminum and demountable. Legend shall be direct applied black non-reflective sheeting.
- Use Attachment Method 1-L.

Spacing Factor is 1 unless specified otherwise
 Spacing Factor for "EXIT" is 1.2
 Spacing Factor for "LEFT" is 1.25

LETTER POSITIONS

Letter spacings are to start of next letter										Series/Size	Text Length
	E	X	I	T						E 2000	48.8
19.3	9.2	11.1	3.8	7.5	87						31.6
	4	6		B						E 2000	52.7
66	17.1	12.2	11.3	12.2	19.3						

SIGN NUMBER: 1B **BACKG COLOR:** Green/Yellow
TYPE: A (OVHD) **COPY COLOR:** White/Black
QUANTITY: 1

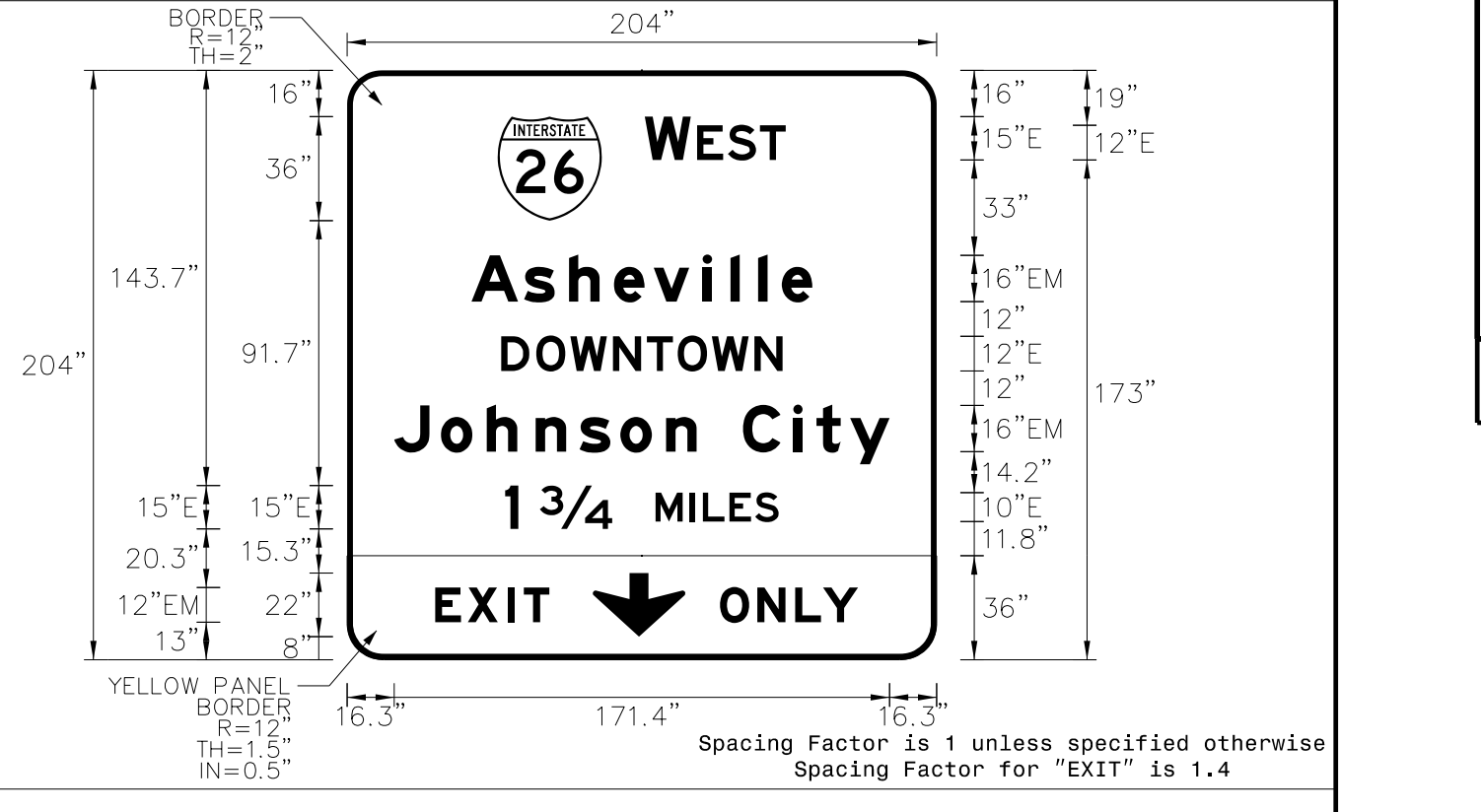
SYMBOL	X	Y	WID	HT
M1_1	52.1	152	36	36
Type C Arrow	85	8	32	22

SIGN WIDTH: 17'-0"
HEIGHT: 17'-0"
TOTAL AREA: 289.0 Sq.Ft.

BORDER TYPE: FLUSH
RECESS: 0"
WIDTH: 2"
RADII: 12"
MAT'L: 0.125" ALUMINUM

NO. Z BARS: 6
LENGTH: 196.0

DESIGN BY: TRT **CHECKED BY:** NKV
PROJECT ID: I-2513AA/AB **DIV:** 13 **DATE:** July 2023



NOTES:

- Legend and border shall be direct applied Grade A reflective sheeting.
- Shield shall be Grade A reflective sheeting on 0.032" aluminum and demountable.
- Background shall be Grade C reflective sheeting.
- Bottom panel shall be yellow Grade C sheeting. Legend shall be direct applied black non-reflective sheeting. Arrow shall be black non-reflective sheeting on 0.032" aluminum and demountable. Yellow panel is 204" X 36". (Border Type = Recessed, Recess = 0.5", Width = 1.5", Radii = 12")

Spacing Factor is 1 unless specified otherwise
 Spacing Factor for "EXIT" is 1.4

LETTER POSITIONS

Letter spacings are to start of next letter										Series/Size	Text Length				
	W	E	S	T						E 2000	48.8				
103	15.9	2.2	10.7	11	9	52.2									
	A	s	h	e	v	i	l	i	e	EM 2000	117.9				
4.3	18.2	15.5	15.5	13.8	17	9.6	9.6	8.2	10.6	43					
	D	O	W	N	T	O	W	N		E 2000	97.3				
53.3	12.1	11.8	14.8	11.8	10.7	11.8	14.8	9.7	53.3						
	J	o	h	n	s	o	n	C	i	t	y	EM 2000	171.4		
16.3	16.2	15.8	17	15.2	14.1	15.8	10.6	16	7.4	8	11.7	3.6	16.3		
	1		3/4		M	I	L	E	S		E 2000	94.6			
54.7	4.5	7.5	25	15	12	4.4	9.2	8.9	8.1	54.7					
	E	X	I	T						EM 2000	39.5				
30.5	10.6	13	4.6	8.9	134										
	O	N	L	Y						EM 2000	47.8				
129	13	13.1	9.6	12.1	27.2										

SIGN NUMBER: 2A,9A,14A,15A **BACKG COLOR:** Green
TYPE: B (OVHD) **COPY COLOR:** White
QUANTITY: 4

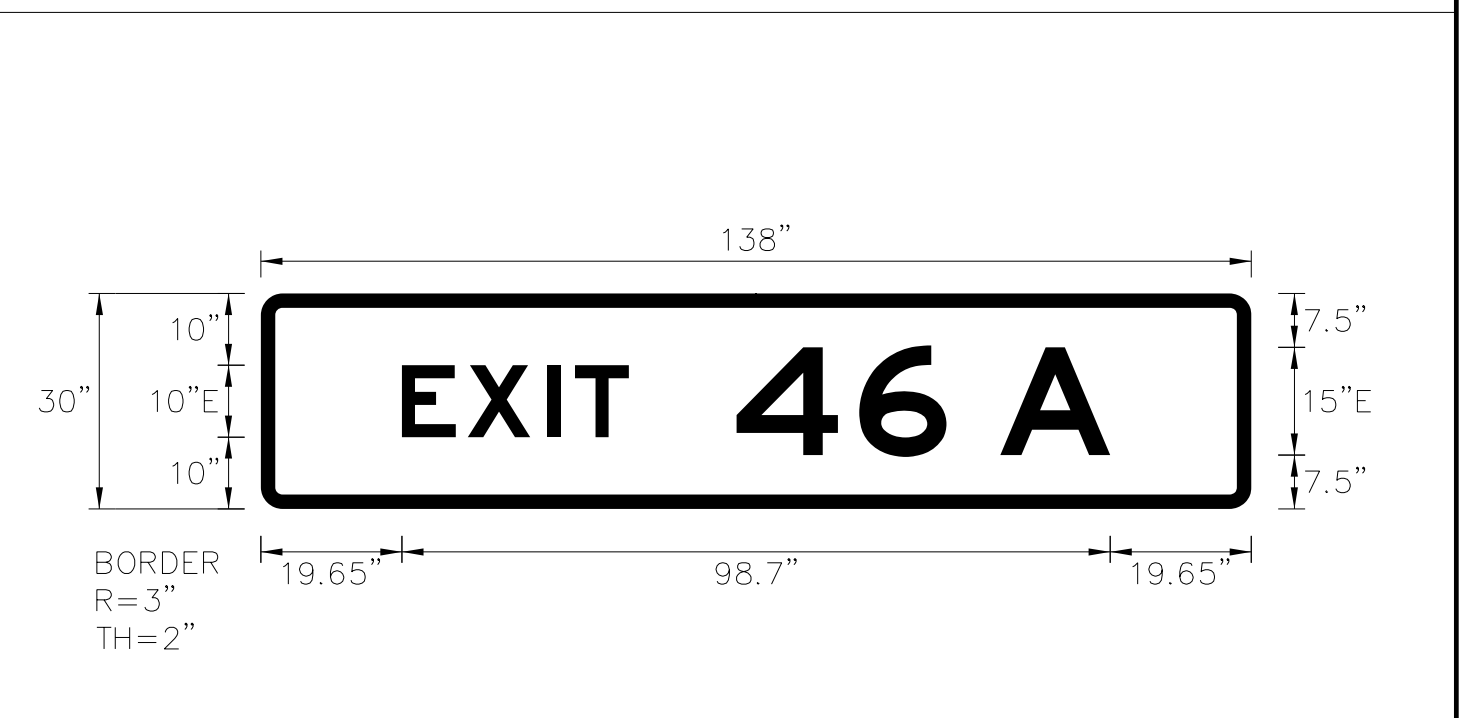
SYMBOL	X	Y	WID	HT

SIGN WIDTH: 11'-6"
HEIGHT: 2'-6"
TOTAL AREA: 28.8 Sq.Ft.

BORDER TYPE: FLUSH
RECESS: 0"
WIDTH: 2"
RADII: 3"
MAT'L: 0.125" ALUMINUM

NO. Z BARS: 2
LENGTH: 130.0

DESIGN BY: TRT **CHECKED BY:** NKV
PROJECT ID: I-2513AA/AB **DIV:** 13 **DATE:** July 2023



NOTES:

- Legend and border shall be direct applied Grade A reflective sheeting.
- Background shall be Grade C reflective sheeting.
- Use Attachment Method 1-R.

Spacing Factor is 1 unless specified otherwise
 Spacing Factor for "EXIT" is 1.2

LETTER POSITIONS

Letter spacings are to start of next letter										Series/Size	Text Length
	E	X	I	T						E 2000	31.6
19.7	9.2	11.1	3.8	7.5	86.7						
	4	6		A						E 2000	52.1
66.3	17.1	12.2	7.5	15.3	19.7						

SIGN NUMBER: 2B **BACKG COLOR:** Green
TYPE: A (OVHD) **COPY COLOR:** White
QUANTITY: 1

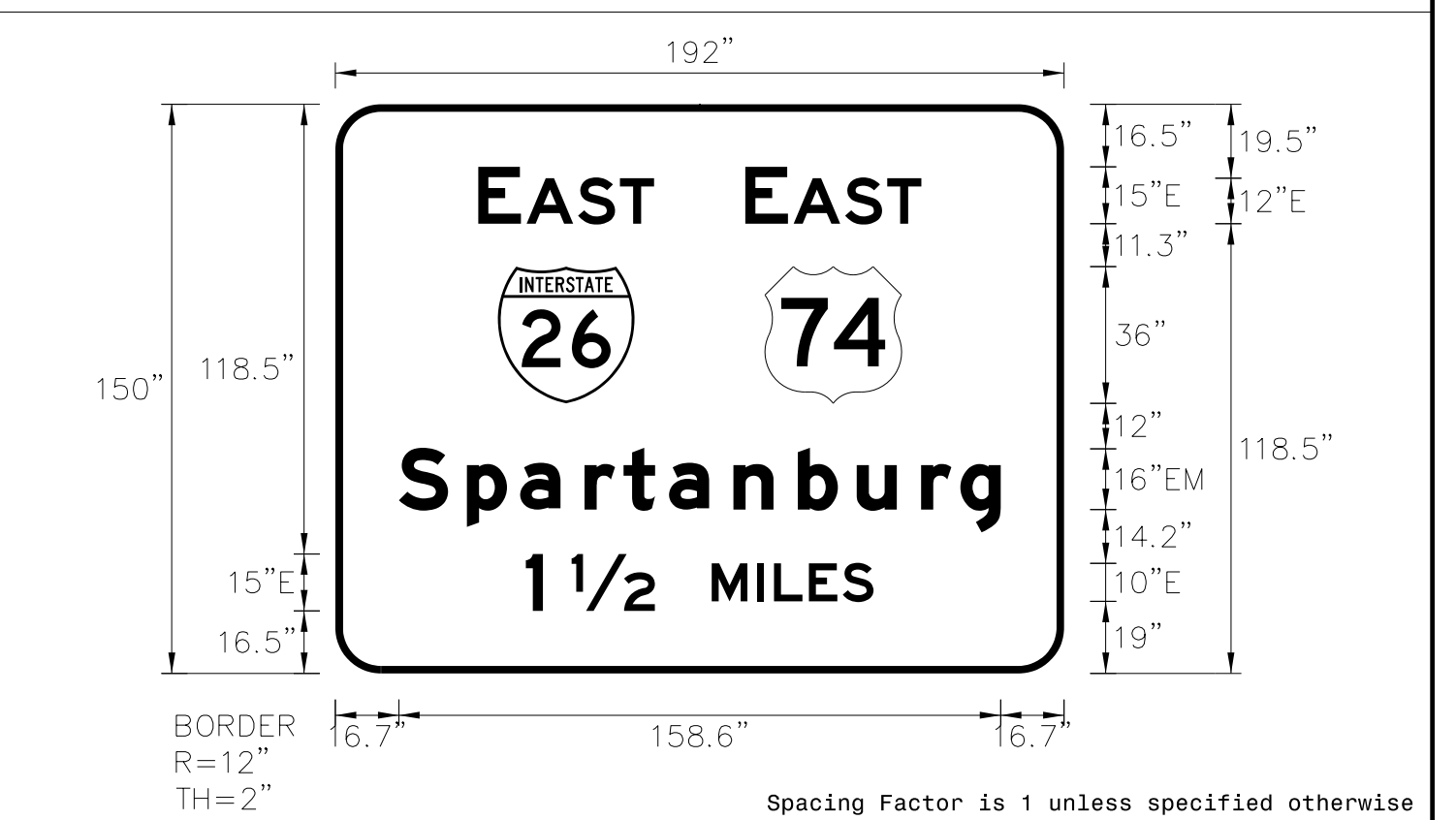
SYMBOL	X	Y	WID	HT
M1_1	42.8	71.2	36	36
M1_4	113.2	71.2	36	36

SIGN WIDTH: 16'-0"
HEIGHT: 12'-6"
TOTAL AREA: 200.0 Sq.Ft.

BORDER TYPE: FLUSH
RECESS: 0"
WIDTH: 2"
RADII: 12"
MAT'L: 0.125" ALUMINUM

NO. Z BARS: 4
LENGTH: 184.0

DESIGN BY: TRT **CHECKED BY:** NKV
PROJECT ID: I-2513AA/AB **DIV:** 13 **DATE:** July 2023



NOTES:


- Legend and border shall be direct applied Grade A reflective sheeting.
- Shields shall be Grade A reflective sheeting on 0.032" aluminum and demountable.
- Background shall be Grade C reflective sheeting.

Spacing Factor is 1 unless specified otherwise

LETTER POSITIONS

Letter spacings are to start of next letter										Series/Size	Text Length			
	E	A	S	T						E 2000	46.4			
37.6	11.3	1.5	13.6	11	9	108								
	E	A	S	T						E 2000	46.4			
108	11.3	1.5	13.6	11	9	37.6								
	S	p	a	r	t	a	n	b	u	r	g	EM 2000	158.6	
16.7	17.9	14.1	17	10.2	12	17	17	15.5	17	10.4	10.6	16.7		
	1		1/2		M	I	L	E	S		E 2000	91.6		
50.2	4.5	7.5	22	15	12	4.4	9.2	8.9	8.1	50.2				

APPROVED: *Andrew Klimek*
23078P84596E44B
 DATE: 2/1/2024



**DOCUMENT NOT CONSIDERED FINAL
 UNLESS ALL SIGNATURES COMPLETED**

SIGN NUMBER: 3A	BACKG COLOR: Green	DESIGN BY: TRT	CHECKED BY: NKV	DATE: July 2023
TYPE: B (OVHD)	COPY COLOR: White	PROJECT ID: I-2513AA/AB	DIV: 13	
QUANTITY: 1				

SYMBOL	X	Y	WID	HT

MAT'L: 0.125" ALUMINUM

BORDER R=3" TH=2"

Spacing Factor is 1 unless specified otherwise
 Spacing Factor for "EXIT" is 1.2

LETTER POSITIONS

Letter spacings are to start of next letter										Series/Size
										Text Length
18.5	9.2	11.1	3.8	7.5	63.8					E 2000
										31.6
	4	4								E 2000
65.2	16.2	14.1	18.5							30.3

SIGN NUMBER: 3B	BACKG COLOR: Green	DESIGN BY: TRT	CHECKED BY: NKV	DATE: July 2023
TYPE: A (OVHD)	COPY COLOR: White	PROJECT ID: I-2513AA/AB	DIV: 13	
QUANTITY: 1				

SYMBOL	X	Y	WID	HT
M1_4	80.3	44	36	36
M1_4	152.3	44	36	36
Type A Arrow	267.2	34.3	22.4	35

MAT'L: 0.125" ALUMINUM

BORDER R=12" TH=2"

Spacing Factor is 1 unless specified otherwise

LETTER POSITIONS

Letter spacings are to start of next letter															Series/Size		
															Text Length		
17.3	17.9	22.6	15.8	14.1	13.8	13.6	16	15.4	17	11.8	10.6	16	16.6	19.2	13.6	60.8	EM 2000
																	233.9

SIGN NUMBER: 4	BACKG COLOR: Yellow	DESIGN BY: TRT	CHECKED BY: NKV	DATE: July 2023
TYPE: A (OVHD)	COPY COLOR: Black	PROJECT ID: I-2513AA/AB	DIV: 13	
QUANTITY: 1				

SYMBOL	X	Y	WID	HT
Type C Arrow	47	8.1	32	22

MAT'L: 0.125" ALUMINUM

BORDER R=12" TH=1.5" IN=0.5"

Spacing Factor is 1 unless specified otherwise

LETTER POSITIONS

Letter spacings are to start of next letter										Series/Size
										Text Length
34.2	12.4	17.9	16.1	11.3	34.2					E 2000
										57.6
										E 2000
34.4	14.3	16.1	14.7	12.2	34.4					57.2
										E 2000
14.4	14.7	15.6	15.6	12.6	15	12.5	11.3	14.4		97.2

SIGN NUMBER: 5	BACKG COLOR: Yellow	DESIGN BY: TRT	CHECKED BY: NKV	DATE: July 2023
TYPE: A (OVHD)	COPY COLOR: Black	PROJECT ID: I-2513AA/AB	DIV: 13	
QUANTITY: 1				

SYMBOL	X	Y	WID	HT
Type C Arrow	44	8.1	32	22

MAT'L: 0.125" ALUMINUM


BORDER R=12" TH=1.5" IN=0.5"

Spacing Factor is 1 unless specified otherwise

LETTER POSITIONS

Letter spacings are to start of next letter										Series/Size
										Text Length
31.2	12.5	17.8	16.1	11.3	31.2					E 2000
										57.6
										E 2000
31.4	14.3	16	14.7	12.2	31.4					57.2
										E 2000
14.5	26.4	15	18	6.6	13.8	11.3	14.5			91

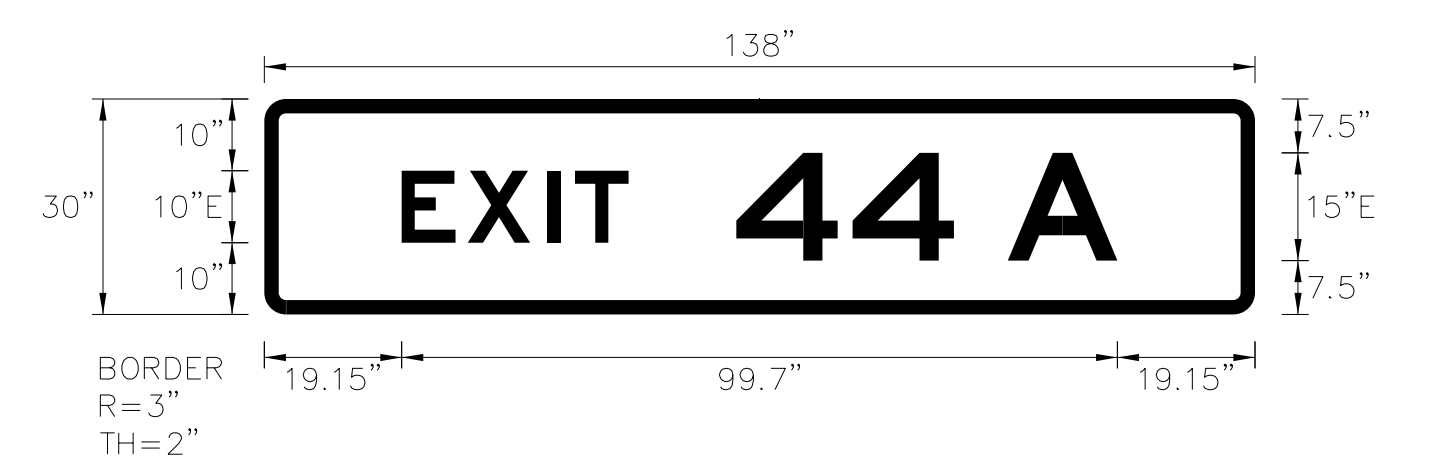
APPROVED: *Andrew Klimek*
 DATE: 2/1/2024



DOCUMENT NOT CONSIDERED FINAL UNLESS ALL SIGNATURES COMPLETED

SIGN NUMBER: 6A,10A,11A,16A BACKG COLOR: Green
 TYPE: B (OVHD) COPY COLOR: White
 QUANTITY: 4
 SIGN WIDTH: 11'-6" HEIGHT: 2'-6"
 TOTAL AREA: 28.8 Sq.Ft.
 BORDER TYPE: FLUSH RECESS: 0" WIDTH: 2" RADII: 3"
 NO. Z BARS: 2 LENGTH: 130.0
 MAT'L: 0.125" ALUMINUM

DESIGN BY: TRT CHECKED BY: NKV
 PROJECT ID: I-2513AA/AB DIV: 13 DATE: July 2023



NOTES:
 1. Legend and border shall be direct applied Grade A reflective sheeting.
 2. Background shall be Grade C reflective sheeting.
 3. Use Attachment Method 1-R.

Spacing Factor is 1 unless specified otherwise
 Spacing Factor for "EXIT" is 1.2

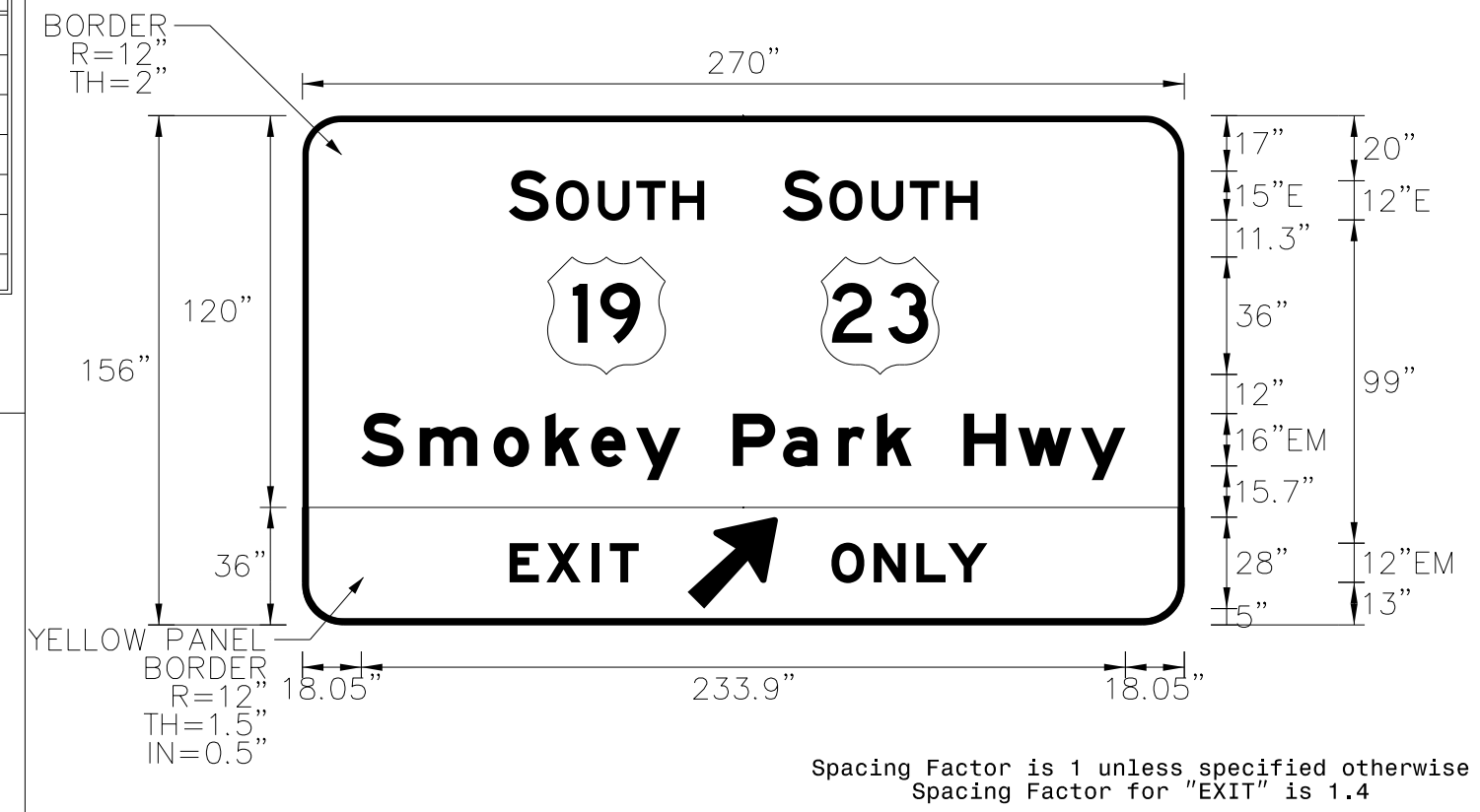
LETTER POSITIONS

Letter spacings are to start of next letter

	E	X	I	T	Series/Size		
	19.1	9.2	11.1	3.8	7.5	87.2	E 2000
		4	4		A		E 2000
	65.8	16.2	14.1	7.5	15.3	19.1	53.1

SIGN NUMBER: 6B BACKG COLOR: Green/Yellow
 TYPE: A (OVHD) COPY COLOR: White/Black
 QUANTITY: 1
 SIGN WIDTH: 22'-6" HEIGHT: 13'-0"
 TOTAL AREA: 292.5 Sq.Ft.
 BORDER TYPE: VAR. RECESS: VAR. WIDTH: VAR. RADII: VAR.
 NO. Z BARS: 4 LENGTH: 262.0
 MAT'L: 0.125" ALUMINUM

DESIGN BY: TRT CHECKED BY: NKV
 PROJECT ID: I-2513AA/AB DIV: 13 DATE: July 2023



NOTES:
 1. Legend and border shall be direct applied Grade A reflective sheeting.
 2. Shields shall be Grade A reflective sheeting on 0.032" aluminum and demountable.
 3. Background shall be Grade C reflective sheeting.
 4. Bottom panel shall be yellow Grade C sheeting. Legend shall be direct applied black non-reflective sheeting. Arrow shall be black non-reflective sheeting on 0.032" aluminum and demountable. Yellow panel is 270" X 36". (Border Type = Recessed, Recess = 0.5", Width = 1.5", Radii = 12")

Spacing Factor is 1 unless specified otherwise
 Spacing Factor for "EXIT" is 1.4

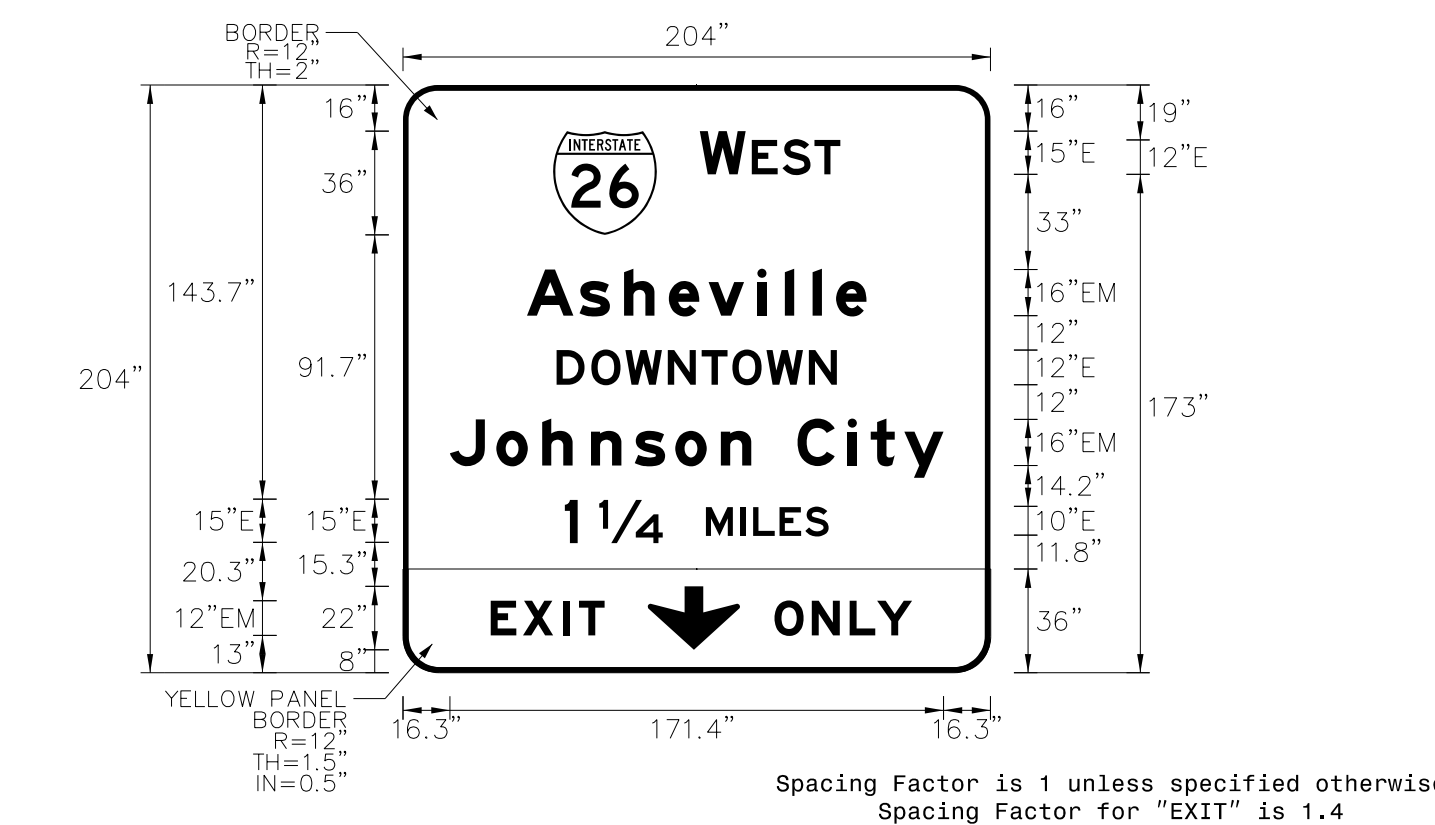
LETTER POSITIONS

Letter spacings are to start of next letter

	S	O	U	T	H	Series/Size												
	63.2	12.2	2.2	12.8	11.8	11	9.7	147	E 2000									
		S	O	U	T	H			E 2000									
	147	12.2	2.2	12.8	11.8	11	9.7	63.2	59.8									
		S	m	o	k	e	y	P	a	r	k	H	w	y	EM 2000			
	18	17.9	22.6	15.8	14.1	13.8	13.6	16	15.4	17	11.8	10.6	16	16.6	19.2	13.6	18	233.9
		E	X	I	T													EM 2000
	63.5	11.2	14	5.4	8.9	167												39.5
		O	N	L	Y													EM 2000
	162	13	13.1	9.6	12.1	60.2												47.8

SIGN NUMBER: 7B BACKG COLOR: Green/Yellow
 TYPE: A (OVHD) COPY COLOR: White/Black
 QUANTITY: 1
 SIGN WIDTH: 17'-0" HEIGHT: 17'-0"
 TOTAL AREA: 289.0 Sq.Ft.
 BORDER TYPE: VAR. RECESS: VAR. WIDTH: VAR. RADII: VAR.
 NO. Z BARS: 6 LENGTH: 196.0
 MAT'L: 0.125" ALUMINUM

DESIGN BY: TRT CHECKED BY: NKV
 PROJECT ID: I-2513AA/AB DIV: 13 DATE: July 2023



NOTES:
 1. Legend and border shall be direct applied Grade A reflective sheeting.
 2. Shield shall be Grade A reflective sheeting on 0.032" aluminum and demountable.
 3. Background shall be Grade C reflective sheeting.
 4. Bottom panel shall be yellow Grade C sheeting. Legend shall be direct applied black non-reflective sheeting. Arrow shall be black non-reflective sheeting on 0.032" aluminum and demountable. Yellow panel is 204" X 36". (Border Type = Recessed, Recess = 0.5", Width = 1.5", Radii = 12")

Spacing Factor is 1 unless specified otherwise
 Spacing Factor for "EXIT" is 1.4

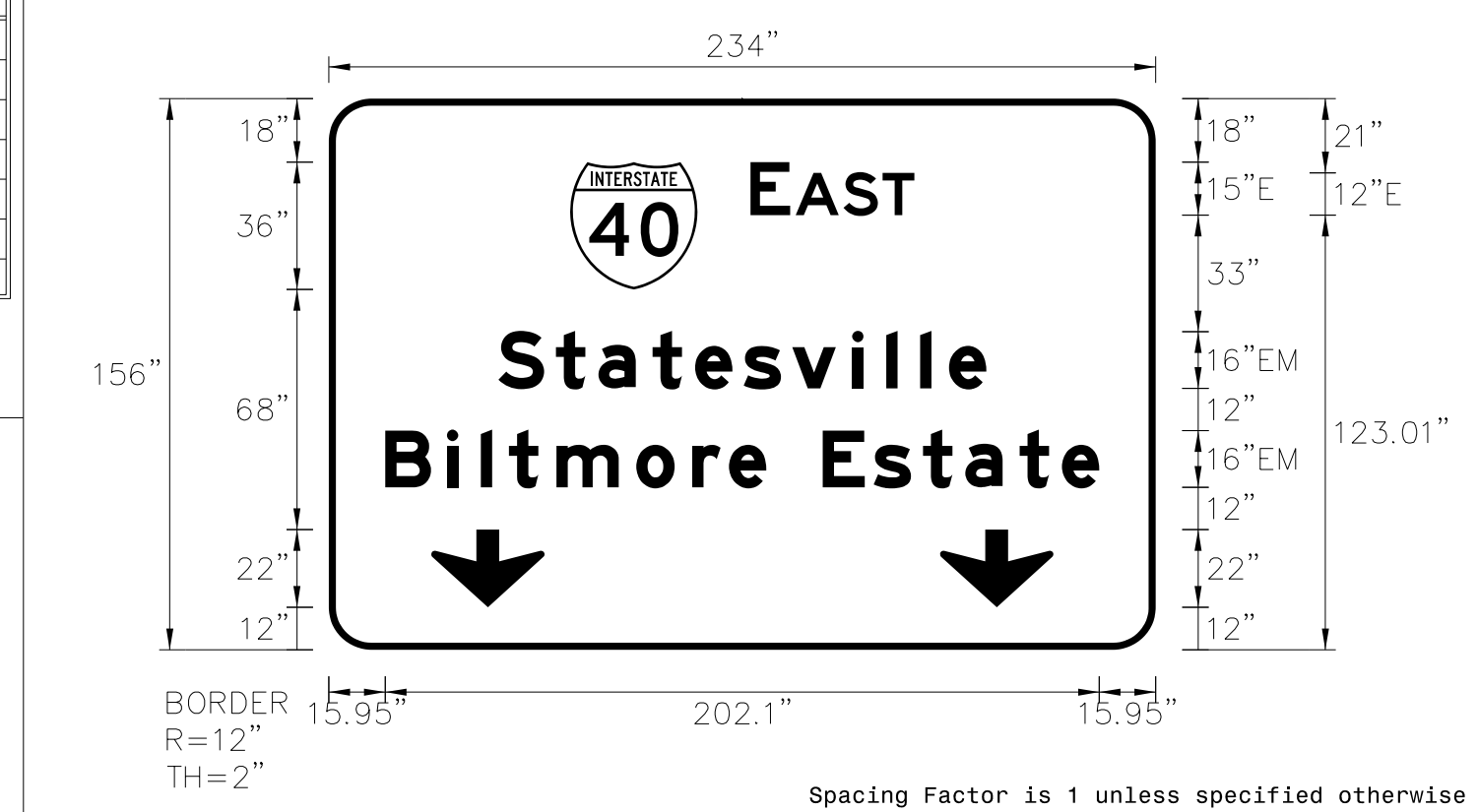
LETTER POSITIONS

Letter spacings are to start of next letter

	W	E	S	T	Series/Size										
	103	15.9	2.2	10.7	11	9	52.2	E 2000							
		A	s	h	e	v	i	l	i	e			EM 2000		
	43	18.2	15.5	15.5	13.8	17	9.6	9.6	8.2	10.6	43		117.9		
		D	O	W	N	T	O	W	N				E 2000		
	53.3	12.1	11.8	14.8	11.8	10.7	11.8	14.8	9.7	53.3			97.3		
		J	o	h	n	s	o	n	C	i	t	y	EM 2000		
	16.3	16.2	15.8	17	15.2	14.1	15.8	10.6	16	7.4	8	11.7	13.6	16.3	171.4
		1		1/4		M	I	L	E	S			E 2000		
	56.2	4.5	7.5	22	15	12	4.4	9.2	8.9	8.1	56.2		91.6		
		E	X	I	T								EM 2000		
	30.5	10.6	13	4.6	8.9	134							37		
		O	N	L	Y								EM 2000		
	129	13	13.1	9.6	12.1	27.2							47.8		

SIGN NUMBER: 8,13 BACKG COLOR: Green
 TYPE: A (OVHD) COPY COLOR: White
 QUANTITY: 2
 SIGN WIDTH: 19'-6" HEIGHT: 13'-0"
 TOTAL AREA: 253.5 Sq.Ft.
 BORDER TYPE: FLUSH RECESS: 0" WIDTH: 2" RADII: 12"
 NO. Z BARS: 4 LENGTH: 226.0
 MAT'L: 0.125" ALUMINUM

DESIGN BY: TRT CHECKED BY: NKV
 PROJECT ID: I-2513AA/AB DIV: 13 DATE: July 2023



NOTES:
 1. Legend and border shall be direct applied Grade A reflective sheeting.
 2. Arrows and shield shall be Grade A reflective sheeting on 0.032" aluminum and demountable.
 3. Background shall be Grade C reflective sheeting.


Spacing Factor is 1 unless specified otherwise

LETTER POSITIONS

Letter spacings are to start of next letter

	E	A	S	T	Series/Size													
	119.3	11.3	1.5	13.6	11	9	68.3	E 2000										
		S	t	a	t	e	s	v	i	l	i	e	EM 2000					
	48	16.3	12	15.4	12	13.8	13.8	17	9.6	9.6	8.2	10.6	48	138.1				
		B	i	l	t	m	o	r	e	E	s	t	a	t	e	EM 2000		
	16	17.4	9.6	8	13.4	22.6	15.8	10.4	10.6	16	14.4	13.9	12	15.4	12	10.6	16	202.1

APPROVED: *Andrew Klimek*
 DATE: 2/1/2024



DOCUMENT NOT CONSIDERED FINAL UNLESS ALL SIGNATURES COMPLETED

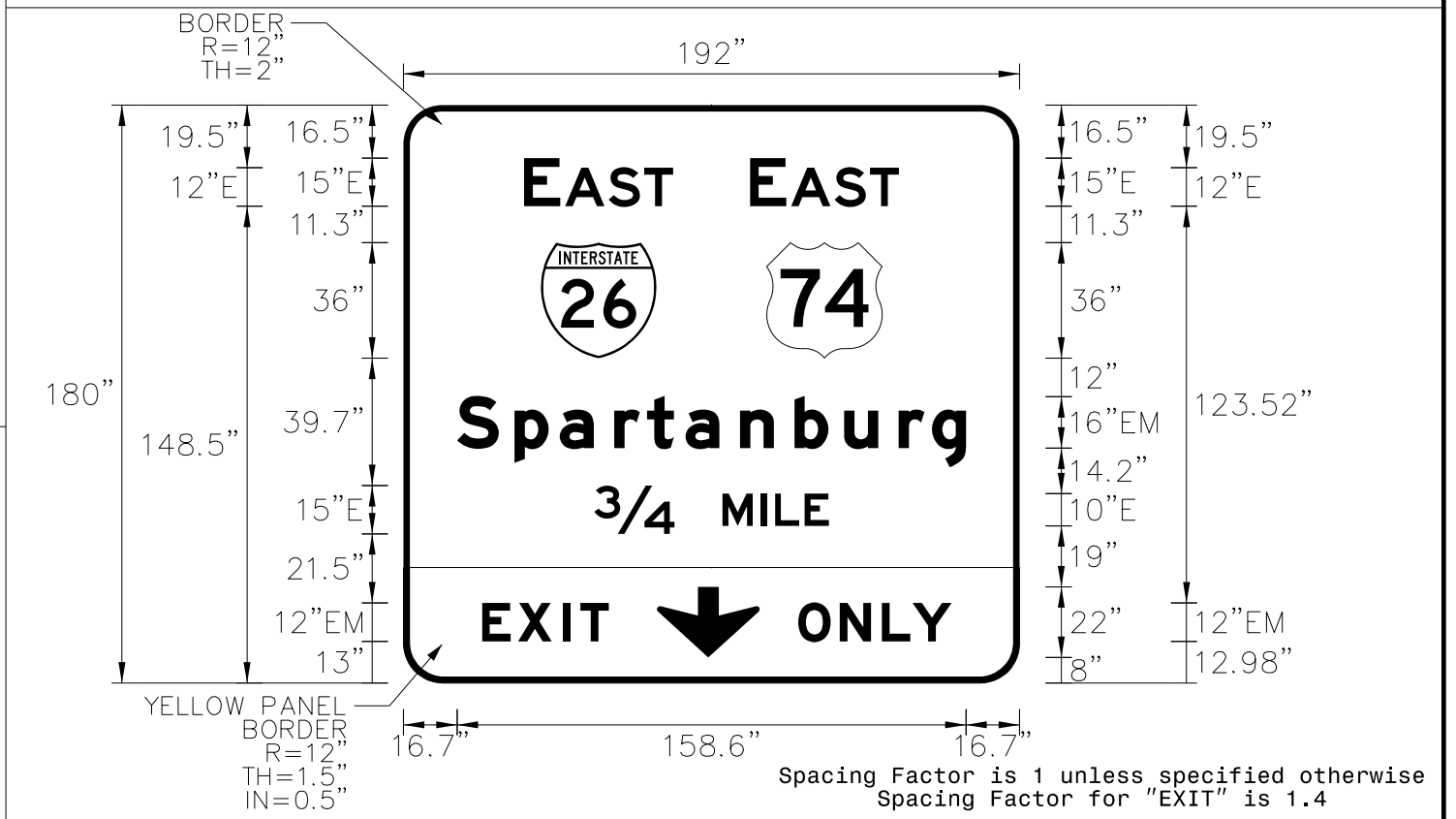
SIGN NUMBER: 9B
 TYPE: A (OVHD)
 QUANTITY: 1
 SIGN WIDTH: 16'-0"
 HEIGHT: 15'-0"
 TOTAL AREA: 240.0 Sq.Ft.
 BORDER TYPE: VAR.
 RECESS: VAR.
 WIDTH: VAR.
 RADII: VAR.
 NO. Z BARS: 6
 LENGTH: 184.0

BACKG COLOR: Green/Yellow
 COPY COLOR: White/Black

SYMBOL	X	Y	WID	HT
M1_1	42.8	101.2	36	36
M1_4	113.2	101.2	36	36
Type C Arrow	79	8	32	22

MAT'L: 0.125" ALUMINUM

DESIGN BY: TRT
 PROJECT ID: I-2513AA/AB
 CHECKED BY: NKV
 DIV: 13
 DATE: July 2023



- NOTES:
- Legend and border shall be direct applied Grade A reflective sheeting.
 - Shields shall be Grade A reflective sheeting on 0.032" aluminum and demountable.
 - Background shall be Grade C reflective sheeting.
 - Bottom panel shall be yellow Grade C sheeting. Legend shall be direct applied black non-reflective sheeting. Arrow shall be black non-reflective sheeting on 0.032" aluminum and demountable. Yellow panel is 192" X 36". (Border Type = Recessed, Recess = 0.5", Width = 1.5", Radii = 12")

LETTER POSITIONS

Letter spacings are to start of next letter

Series/Size	Text Length
E 2000	46.4
E 2000	46.4
EM 2000	158.6
E 2000	73.1
EM 2000	39.5
EM 2000	47.8

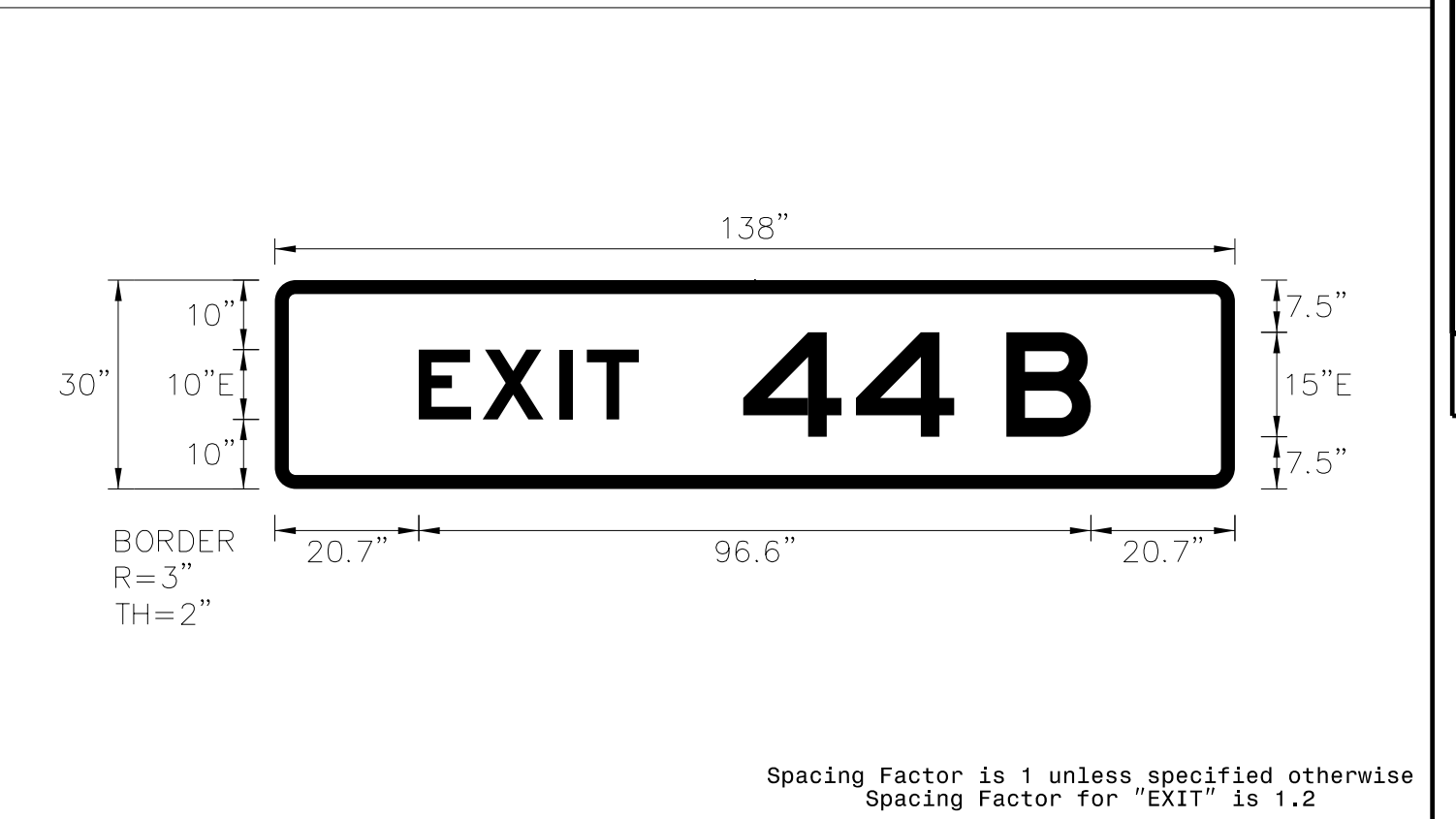
SIGN NUMBER: 10B,11B,16B
 TYPE: B (OVHD)
 QUANTITY: 3
 SIGN WIDTH: 11'-6"
 HEIGHT: 2'-6"
 TOTAL AREA: 28.8 Sq.Ft.
 BORDER TYPE: FLUSH
 RECESS: 0"
 WIDTH: 2"
 RADII: 3"
 NO. Z BARS: 2
 LENGTH: 130.0

BACKG COLOR: Green
 COPY COLOR: White

SYMBOL	X	Y	WID	HT
M1_1	36.8	82.1	36	36
M1_4	119.2	82.1	36	36
Type C Arrow	79	8	32	22

MAT'L: 0.125" ALUMINUM

DESIGN BY: TRT
 PROJECT ID: I-2513AA/AB
 CHECKED BY: NKV
 DIV: 13
 DATE: July 2023



- NOTES:
- Legend and border shall be direct applied Grade A reflective sheeting.
 - Background shall be Grade C reflective sheeting.
 - Use Attachment Method 1-R.

LETTER POSITIONS

Letter spacings are to start of next letter

Series/Size	Text Length
E 2000	31.6
E 2000	46.4
EM 2000	50

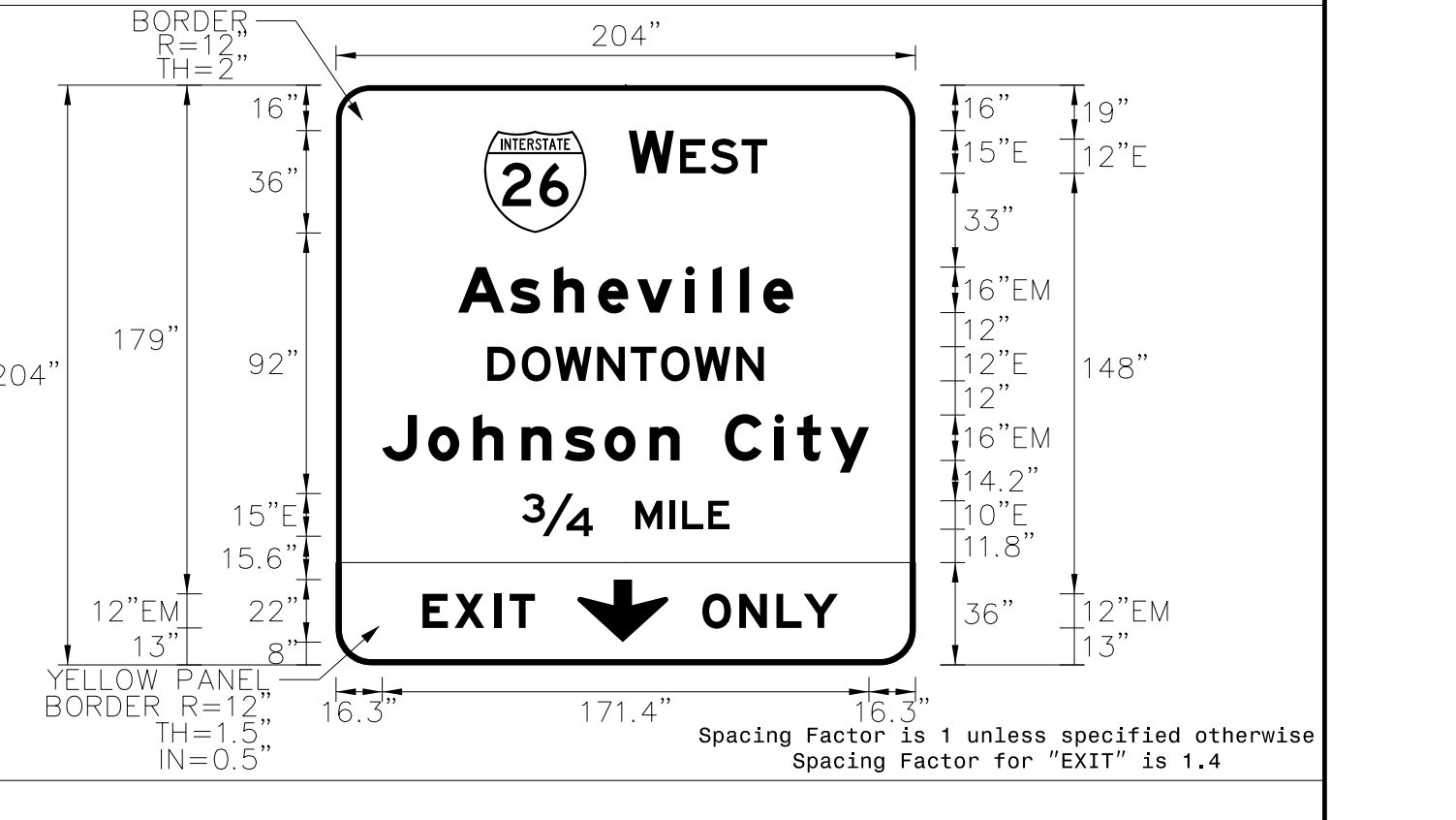
SIGN NUMBER: 12B
 TYPE: A (OVHD)
 QUANTITY: 1
 SIGN WIDTH: 17'-0"
 HEIGHT: 17'-0"
 TOTAL AREA: 289.0 Sq.Ft.
 BORDER TYPE: FLUSH
 RECESS: 0"
 WIDTH: 2"
 RADII: 12"
 NO. Z BARS: 6
 LENGTH: 196.0

BACKG COLOR: Green/Yellow
 COPY COLOR: White/Black

SYMBOL	X	Y	WID	HT
M1_1	52.2	152	36	36
M1_4	85	8	32	22

MAT'L: 0.125" ALUMINUM

DESIGN BY: TRT
 PROJECT ID: I-2513AA/AB
 CHECKED BY: NKV
 DIV: 13
 DATE: July 2023



- NOTES:
- Legend and border shall be direct applied Grade A reflective sheeting.
 - Shield shall be Grade A reflective sheeting on 0.032" aluminum and demountable.
 - Background shall be Grade C reflective sheeting.
 - Bottom panel shall be yellow Grade C sheeting. Legend shall be direct applied black non-reflective sheeting. Arrow shall be black non-reflective sheeting on 0.032" aluminum and demountable. Yellow panel is 204" X 36". (Border Type = Recessed, Recess = 0.5", Width = 1.5", Radii = 12")

LETTER POSITIONS

Letter spacings are to start of next letter

Series/Size	Text Length
E 2000	48.8
EM 2000	117.9
E 2000	97.3
EM 2000	171.4
E 2000	73.1
EM 2000	39.5
EM 2000	47.8

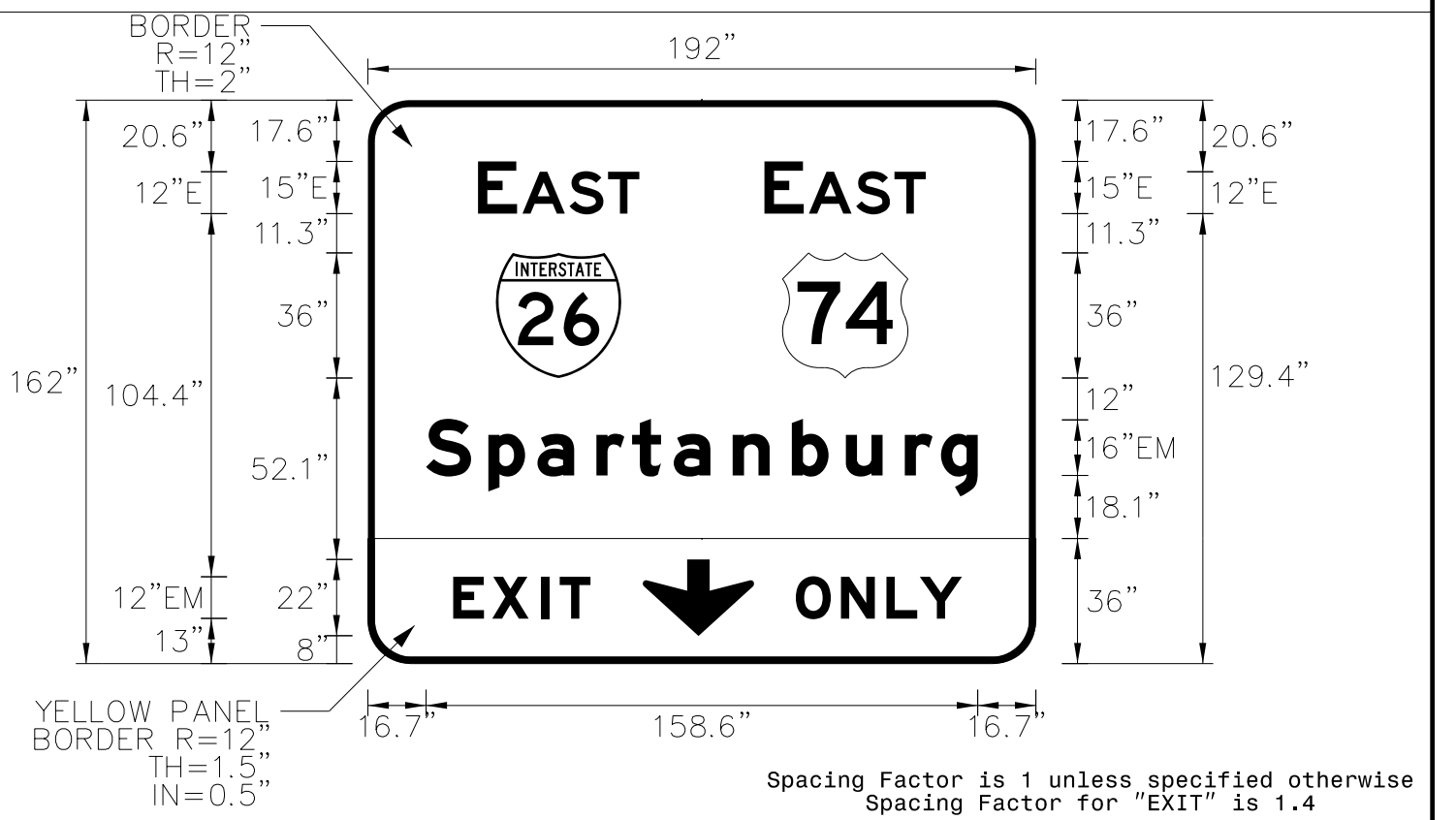
SIGN NUMBER: 14B
 TYPE: A (OVHD)
 QUANTITY: 1
 SIGN WIDTH: 16'-0"
 HEIGHT: 13'-6"
 TOTAL AREA: 216.0 Sq.Ft.
 BORDER TYPE: VAR.
 RECESS: VAR.
 WIDTH: VAR.
 RADII: VAR.
 NO. Z BARS: 4
 LENGTH: 184.0

BACKG COLOR: Green/Yellow
 COPY COLOR: White/Black

SYMBOL	X	Y	WID	HT
M1_1	36.8	82.1	36	36
M1_4	119.2	82.1	36	36
Type C Arrow	79	8	32	22

MAT'L: 0.125" ALUMINUM

DESIGN BY: TRT
 PROJECT ID: I-2513AA/AB
 CHECKED BY: NKV
 DIV: 13
 DATE: July 2023




- NOTES:
- Legend and border shall be direct applied Grade A reflective sheeting.
 - Shields shall be Grade A reflective sheeting on 0.032" aluminum and demountable.
 - Background shall be Grade C reflective sheeting.
 - Bottom panel shall be yellow Grade C sheeting. Legend shall be direct applied black non-reflective sheeting. Arrow shall be black non-reflective sheeting on 0.032" aluminum and demountable. Yellow panel is 192" X 36". (Border Type = Recessed, Recess = 0.5", Width = 1.5", Radii = 12")

LETTER POSITIONS

Letter spacings are to start of next letter

Series/Size	Text Length
E 2000	46.4
E 2000	46.4
EM 2000	158.6
EM 2000	39.5
EM 2000	47.8

APPROVED: *Andrew Klimesek*
DESIGNED BY: ANDREW KLIMSEK
 DATE: 2/1/2024



**DOCUMENT NOT CONSIDERED FINAL
UNLESS ALL SIGNATURES COMPLETED**

SIGN NUMBER: 11C **BACKG COLOR:** Green/Yellow
TYPE: A (OVHD) **COPY COLOR:** White/Black
QUANTITY: 1

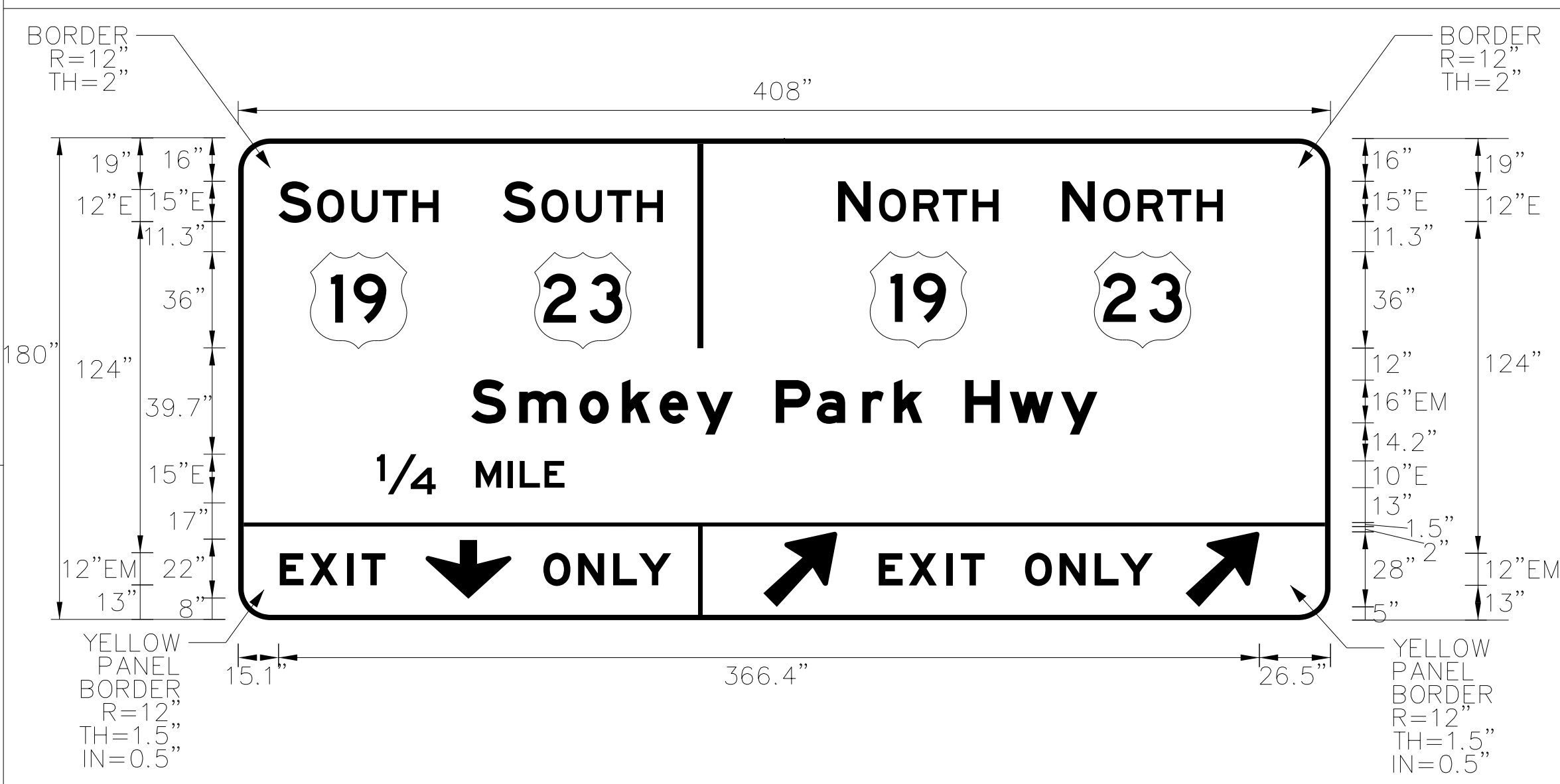
SYMBOL	X	Y	WID	HT
M1_4	27	101.4	36	36
M1_4	110.7	101.4	36	36
M1_4	236	101.7	36	36
M1_4	319.8	101.7	36	36
Type C Arrow	70	8	32	22
Type A Arrow	196.2	5	22.3	35
Type A Arrow	353.9	5	22.3	35
Vertical Bar	171.9	2	1.5	34
Vertical Bar	171.6	77.7	2	76.3

SIGN WIDTH: 34'-0"
HEIGHT: 15'-0"
TOTAL AREA: 510.0 Sq.Ft.

BORDER TYPE: VAR.
RECESS: VAR.
WIDTH: VAR.
RADII: VAR.

NO. Z BARS: 6
LENGTH: 400.0

DESIGN BY: TRT **CHECKED BY:** NKV
PROJECT ID: I-2513AA/AB **DIV:** 13 **DATE:** July 2023




- NOTES:**
- Legend and border shall be direct applied Grade A reflective sheeting.
 - Shields shall be Grade A reflective sheeting on 0.032" aluminum and demountable.
 - Background shall be Grade C reflective sheeting.
 - Bottom panels shall be yellow Grade C sheeting. Legend shall be direct applied black non-reflective sheeting. Arrows shall be black non-reflective sheeting on 0.032" aluminum and demountable. Yellow panel is 408" X 36". (Border Type = Recessed, Recess = 0.5", Width = 1.5", Radii = 12")

Spacing Factor is 1 unless specified otherwise
 Spacing Factor for "EXIT" is 1.4

LETTER POSITIONS

Letter spacings are to start of next letter

		Letter spacings are to start of next letter																Series/Size	
																		Text Length	
	S	O	U	T	H														E 2000
15.1	12.1	2.3	12.8	11.8	11	9.7	333.2												59.8
	S	O	U	T	H														E 2000
98.8	12.2	2.2	12.8	11.8	11	9.7	249.4												59.8
	N	O	R	T	H														E 2000
224.1	12.2	3.1	12.8	11	11	9.7	124												59.9
	N	O	R	T	H														E 2000
307.8	12.2	3.1	12.8	11	11	9.7	40.2												59.9
	S	m	o	k	e	y	P	a	r	k	H	w	y						EM 2000
87	17.9	22.6	15.8	14.1	13.8	13.6	16	15.4	17	11.8	10.6	16	16.6	19.2	13.6	87			233.9
	1/4	M	I	L	E														E 2000
51.8	22	15	12	4.4	9.2	7.5	286.1												70.1
	E	X	I	T															EM 2000
15.5	11.2	14	5.4	8.9	35.3														39.5
	O	N	L	Y															EM 2000
114	13	13.1	9.6	12.1	246.2														47.8
	E	X	I	T															EM 2000
239.3	11.2	14	5.4	8.9	129.2														39.5
	O	N	L	Y															EM 2000
293.9	13	13.1	9.6	12.1	66.4														47.8



DOCUMENT NOT CONSIDERED FINAL UNLESS ALL SIGNATURES COMPLETED

SIGN NUMBER: 15B
 TYPE: A (OVHD)
 QUANTITY: 1
 SIGN WIDTH: 16'-0"
 HEIGHT: 12'-6"
 TOTAL AREA: 200.0 Sq.Ft.
 BORDER TYPE: VAR.
 RECESS: VAR.
 WIDTH: VAR.
 RADII: VAR.
 NO. Z BARS: 4
 LENGTH: 184.0

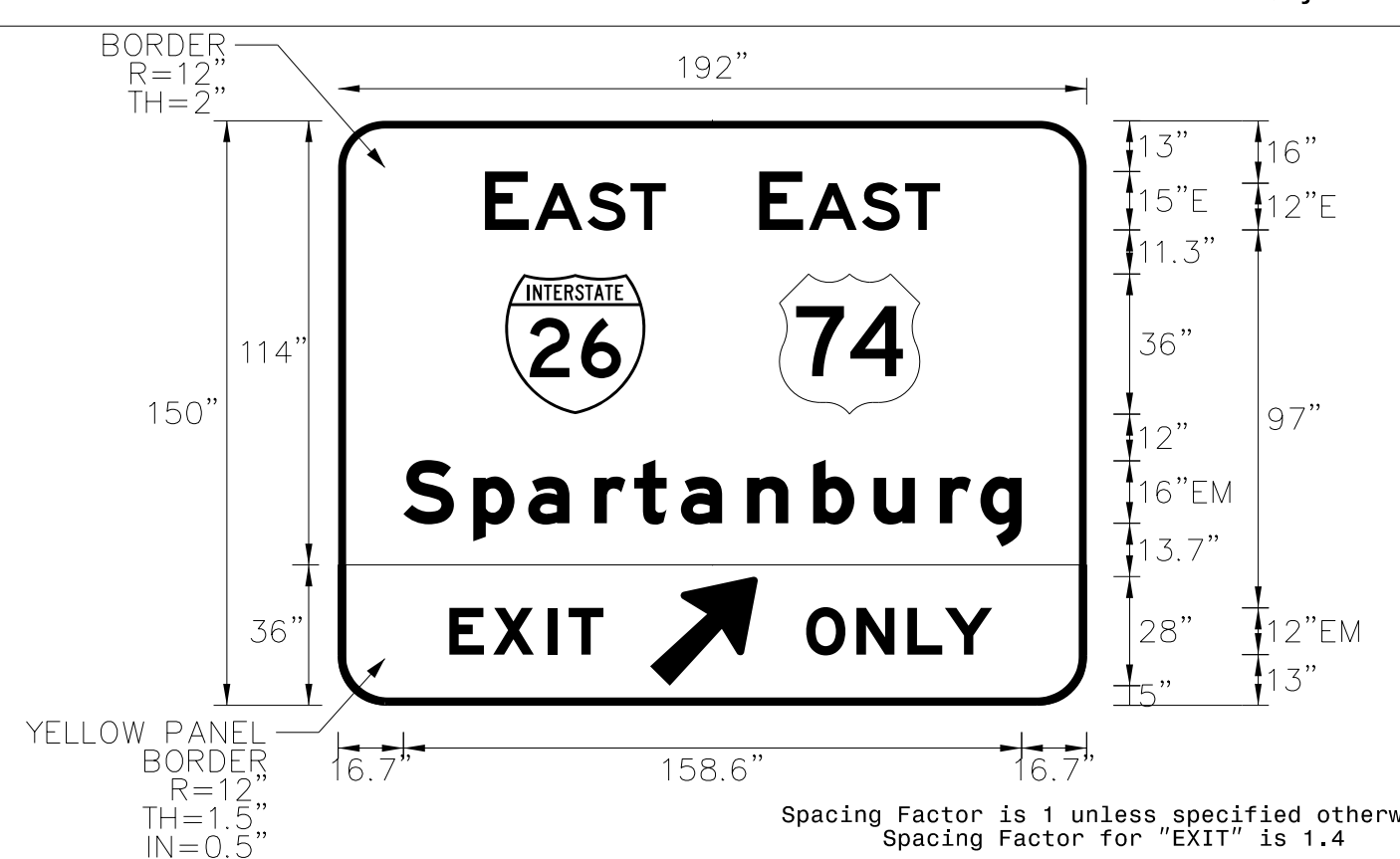
BACKG COLOR: Green/Yellow
 COPY COLOR: White/Black

SYMBOL	X	Y	WID	HT
MI_1	42.8	74.7	36	36
MI_4	113.2	74.7	36	36
Type A Arrow	80	5	22.3	35.3

MAT'L: 0.125" ALUMINUM

- NOTES:
- Legend and border shall be direct applied Grade A reflective sheeting.
 - Shields shall be Grade A reflective sheeting on 0.032" aluminum and demountable.
 - Background shall be Grade C reflective sheeting.
 - Bottom panel shall be yellow Grade C sheeting. Legend shall be direct applied black non-reflective sheeting. Arrow shall be black non-reflective sheeting on 0.032" aluminum and demountable. Yellow panel is 192" X 36". (Border Type = Recessed, Recess = 0.5", Width = 1.5", Radii = 12")

DESIGN BY: TRT
 PROJECT ID: I-2513AA/AB
 CHECKED BY: NKV
 DIV: 13
 DATE: July 2023



LETTER POSITIONS

Letter spacings are to start of next letter										Series/Size	Text Length			
37.6	11.3	1.5	13.6	11	9	108				E 2000	46.4			
	E	A	S	T						E 2000	46.4			
108	11.3	1.5	13.6	11	9	37.6				EM 2000	158.6			
	S	p	a	r	t	a	n	b	u	r	g	EM 2000	158.6	
16.7	17.9	14.1	17	10.2	12	17	17	15.5	17	10.4	10.6	16.7	EM 2000	39.5
	E	X	I	T									EM 2000	47.8
28.5	11.2	14	5.4	8.9	124					EM 2000	47.8			
	O	N	L	Y						EM 2000	47.8			
120	13	13.1	9.6	12.1	24.2					EM 2000	47.8			

SIGN NUMBER: 18
 TYPE: A (OVHD)
 QUANTITY: 1
 SIGN WIDTH: 19'-6"
 HEIGHT: 12'-0"
 TOTAL AREA: 234.0 Sq.Ft.
 BORDER TYPE: FLUSH
 RECESS: 0"
 WIDTH: 2"
 RADII: 12"
 NO. Z BARS: 3
 LENGTH: 226.0

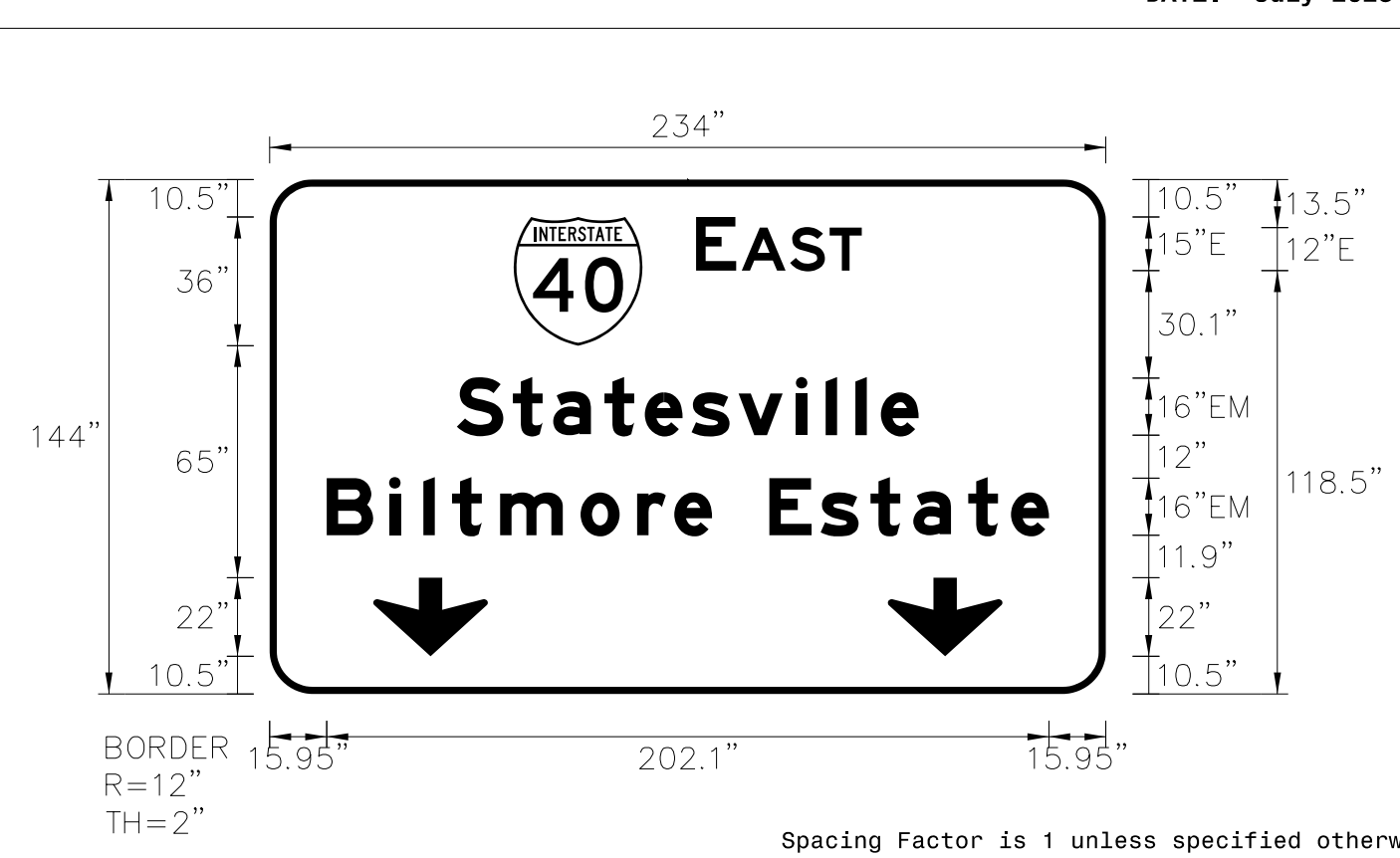
BACKG COLOR: Green
 COPY COLOR: White

SYMBOL	X	Y	WID	HT
MI_1	68.3	97.5	36	36
Type C Arrow	29	10.5	32.1	22
Type C Arrow	173	10.5	32.1	22

MAT'L: 0.125" ALUMINUM

- NOTES:
- Legend and border shall be direct applied Grade A reflective sheeting.
 - Arrows and shield shall be Grade A reflective sheeting on 0.032" aluminum and demountable.
 - Background shall be Grade C reflective sheeting.

DESIGN BY: TRT
 PROJECT ID: I-2513AA/AB
 CHECKED BY: NKV
 DIV: 13
 DATE: July 2023



LETTER POSITIONS

Letter spacings are to start of next letter										Series/Size	Text Length							
119.3	11.3	1.5	13.6	11	9	68.3				E 2000	46.4							
	S	t	a	t	e	s	v	i	l	i	e	EM 2000	129.2					
52.4	15.6	11.3	14.4	11.3	13.1	13.1	16	8.3	8.3	7.2	10.6	52.4	EM 2000	202.1				
	B	i	l	t	m	o	r	e	E	s	t	o	t	e	EM 2000	202.1		
16	17.4	9.6	8	13.4	22.6	15.8	10.4	10.6	16	14.4	13.9	12	15.4	12	10.6	16	EM 2000	202.1

SIGN NUMBER: 17B
 TYPE: A (OVHD)
 QUANTITY: 1
 SIGN WIDTH: 17'-0"
 HEIGHT: 15'-0"
 TOTAL AREA: 255.0 Sq.Ft.
 BORDER TYPE: VAR.
 RECESS: VAR.
 WIDTH: VAR.
 RADII: VAR.
 NO. Z BARS: 6
 LENGTH: 196.0

BACKG COLOR: Green/Yellow
 COPY COLOR: White/Black

SYMBOL	X	Y	WID	HT
MI_1	52.2	128	36	36
Type A Arrow	86	5	22.3	35

MAT'L: 0.125" ALUMINUM

- NOTES:
- Legend and border shall be direct applied Grade A reflective sheeting.
 - Shield shall be Grade A reflective sheeting on 0.032" aluminum and demountable.
 - Background shall be Grade C reflective sheeting.
 - Bottom panel shall be yellow Grade C sheeting. Legend shall be direct applied black non-reflective sheeting. Arrow shall be black non-reflective sheeting on 0.032" aluminum and demountable. Yellow panel is 204" X 36". (Border Type = Recessed, Recess = 0.5", Width = 1.5", Radii = 12")

DESIGN BY: TRT
 PROJECT ID: I-2513AA/AB
 CHECKED BY: NKV
 DIV: 13
 DATE: July 2023



LETTER POSITIONS

Letter spacings are to start of next letter										Series/Size	Text Length				
103.1	15.9	2.2	10.7	11	9	52.2				E 2000	48.8				
	A	s	h	e	v	i	l	i	e	EM 2000	117.9				
43	18.2	15.5	15.5	13.8	17	9.6	9.6	8.2	10.6	43	E 2000	97.3			
	D	O	W	N	T	O	W	N					EM 2000	171.4	
53.3	12.1	11.8	14.8	11.8	10.7	11.8	14.8	9.7	53.3	EM 2000	39.5				
	J	o	h	n	s	o	n	C	i	t	y	EM 2000	171.4		
16.3	16.2	15.8	17	15.2	14.1	15.8	10.6	16	17.4	8	11.7	13.6	16.3	EM 2000	39.5
	E	X	I	T										EM 2000	47.8
34.5	11.2	14	5.4	8.9	130					EM 2000	47.8				
	O	N	L	Y						EM 2000	47.8				
126	13	13.1	9.6	12.1	30.2					EM 2000	47.8				

SIGN NUMBER: 19A,22A,25A,27A
 TYPE: A (OVHD)
 QUANTITY: 4
 SIGN WIDTH: 11'-6"
 HEIGHT: 4'-6"
 TOTAL AREA: 51.8 Sq.Ft.
 BORDER TYPE: FLUSH
 RECESS: 0"
 WIDTH: 2"
 RADII: 3"
 NO. Z BARS: 2
 LENGTH: 130.0

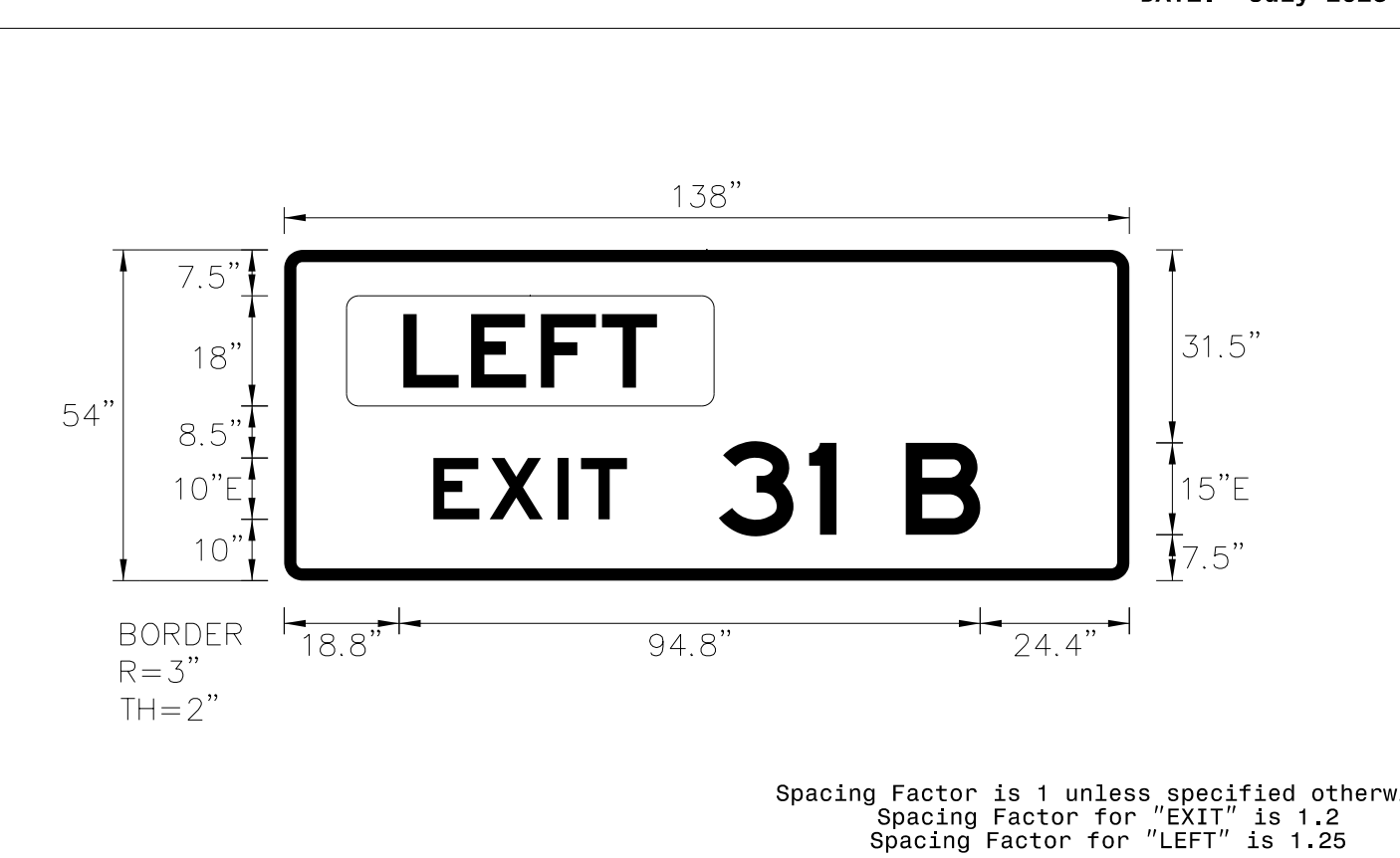
BACKG COLOR: Green
 COPY COLOR: White

SYMBOL	X	Y	WID	HT
E11-2	13.7	28.5	60	18

MAT'L: 0.125" ALUMINUM

- NOTES:
- Legend and border shall be direct applied Grade A reflective sheeting.
 - Background shall be Grade C reflective sheeting.
 - "LEFT" panel shall be yellow Grade A sheeting on 0.032" aluminum and demountable. Legend shall be direct applied black non-reflective sheeting.
 - Use Attachment Method 1-L.


DESIGN BY: TRT
 PROJECT ID: I-2513AA/AB
 CHECKED BY: TRT
 DIV: 13
 DATE: July 2023



LETTER POSITIONS

Letter spacings are to start of next letter										Series/Size	Text Length
	E	X	I	T						E 2000	31.6
24.4	9.2	11.1	3.8	7.5	82					E 2000	42.7
	3	1	B							E 2000	42.7
71	14.7	4.5	11.3	12.2	24.4					E 2000	42.7

APPROVED: *Andrew Klimek*
3307894596E44B
 DATE: 2/1/2024



DOCUMENT NOT CONSIDERED FINAL
 UNLESS ALL SIGNATURES COMPLETED

SIGN NUMBER: 16C **BACKG COLOR:** Green/Yellow
TYPE: A (OVHD) **COPY COLOR:** White/Black
QUANTITY: 1

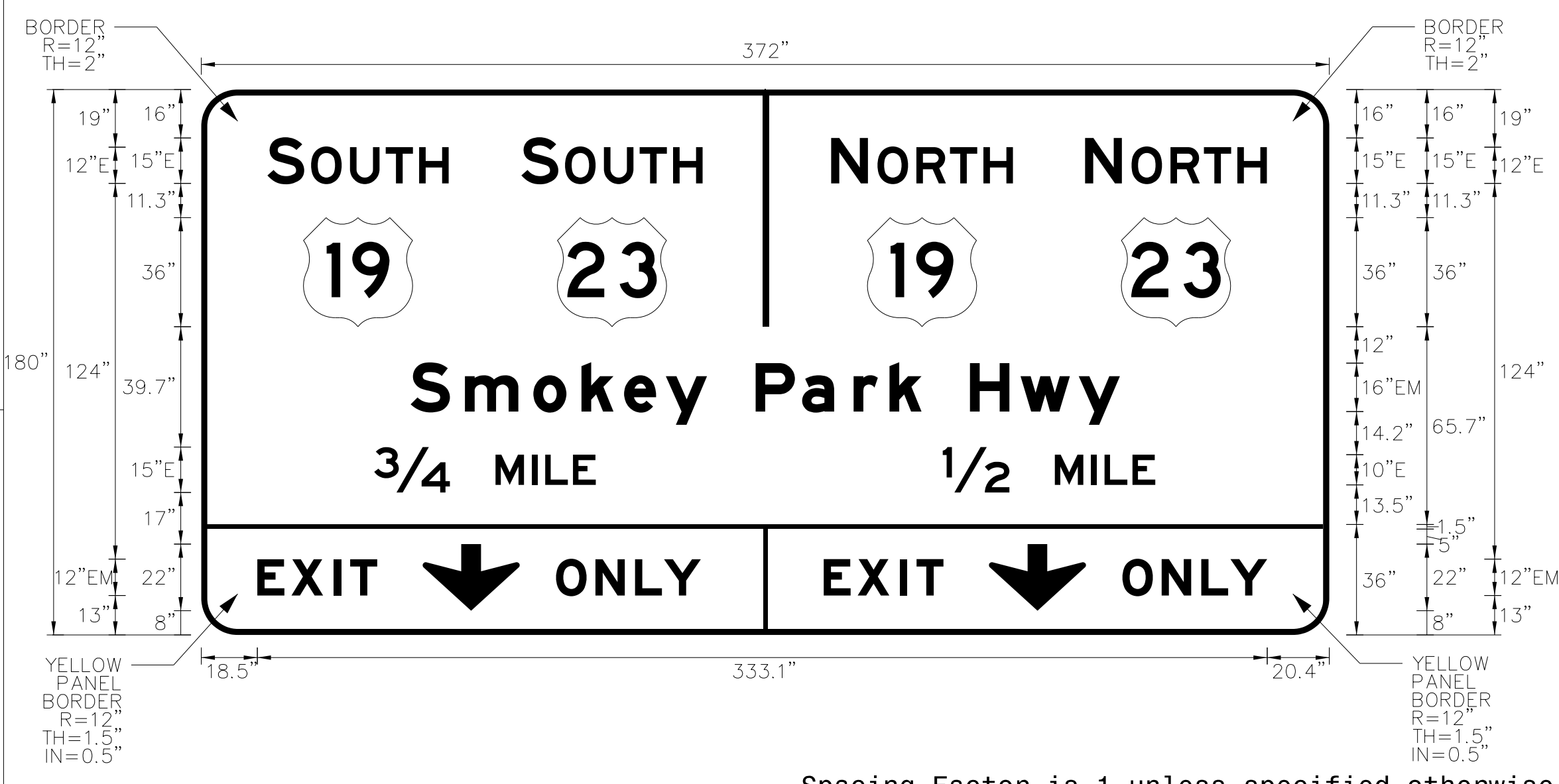
SYMBOL	X	Y	WID	HT
M1_4	33.7	101.7	36	36
M1_4	117.5	101.7	36	36
M1_4	219.7	101.7	36	36
M1_4	303.5	101.7	36	36
Type C Arrow	73	8	32	22
Type C Arrow	259.8	8	32	22
Vertical Bar	185.1	2	1.5	34
Vertical Bar	184.8	77.7	2	76.3

SIGN WIDTH: 31'-0"
HEIGHT: 15'-0"
TOTAL AREA: 465.0 Sq.Ft.

BORDER TYPE: VAR.
RECESS: VAR.
WIDTH: VAR.
RADII: VAR.

NO. Z BARS: 6
LENGTH: 364.0 **MAT'L:** 0.125" ALUMINUM

DESIGN BY: TRT **CHECKED BY:** NKV
PROJECT ID: I-2513AA/AB **DIV:** 13 **DATE:** July 2023




Spacing Factor is 1 unless specified otherwise
 Spacing Factor for "EXIT" is 1.4

- NOTES:**
- Legend and border shall be direct applied Grade A reflective sheeting.
 - Shields shall be Grade A reflective sheeting on 0.032" aluminum and demountable.
 - Background shall be Grade C reflective sheeting.
 - Bottom panels shall be yellow Grade C sheeting. Legend shall be direct applied black non-reflective sheeting. Arrows shall be black non-reflective sheeting on 0.032" aluminum and demountable. Yellow panel is 372" X 36". (Border Type = Recessed, Recess = 0.5", Width = 1.5", Radii = 12")

LETTER POSITIONS

Letter spacings are to start of next letter																				Series/Size
																				Text Length
	S		O	U	T	H														E 2000
21.8	12.2	2.2	12.8	11.8	11	9.7	290.4													59.8
	S		O	U	T	H														E 2000
105.6	12.2	2.2	12.8	11.8	11	9.7	206.7													59.8
	N		O	R	T	H														E 2000
207.7	12.2	3.1	12.8	11	11	9.7	104.3													59.9
	N		O	R	T	H														E 2000
291.5	12.2	3.1	12.8	11	11	9.7	20.6													59.9
	S	m	o	k	e	y		P	a	r	k		H	w	y					EM 2000
69	17.9	22.6	15.8	14.1	13.8	13.6	16	15.4	17	11.8	10.6	16	16.6	19.2	13.6	69				233.9
	3/4		M	I	L	E														E 2000
57	25	15	12	4.4	9.2	7.5	241.9													73.1
	1/2		M	I	L	E														E 2000
244.5	22	15	12	4.4	9.2	7.5	57.4													70.1
	E	X	I	T																EM 2000
18.5	11.2	14	5.4	8.9	314															39.5
	O	N	L	Y																EM 2000
117	13	13.1	9.6	12.1	207.2															47.8
	E	X	I	T																EM 2000
205.3	11.2	14	5.4	8.9	127.2															39.5
	O	N	L	Y																EM 2000
303.8	13	13.1	9.6	12.1	20.5															47.8

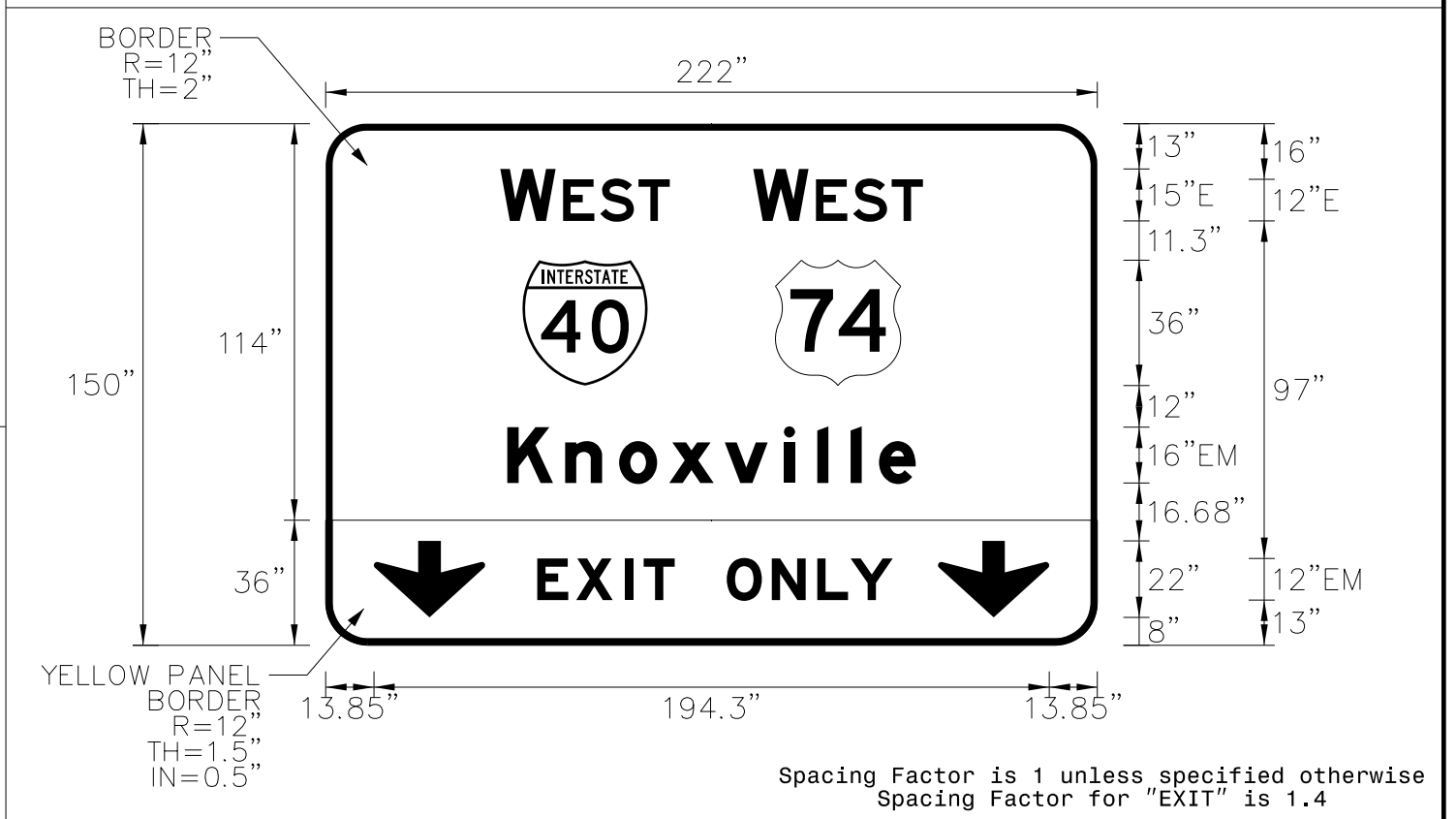
APPROVED: *Andrew Klimesek*
 DATE: 2/1/2024



DOCUMENT NOT CONSIDERED FINAL UNLESS ALL SIGNATURES COMPLETED

SIGN NUMBER: 19B,27B BACKG COLOR: Green/Yellow
 TYPE: A (OVHD) COPY COLOR: White/Black
 QUANTITY: 2
 SIGN WIDTH: 18'-6" HEIGHT: 12'-6"
 TOTAL AREA: 231.3 Sq.Ft.
 BORDER TYPE: VAR. RECESS: VAR. WIDTH: VAR. RADII: VAR.
 NO. Z BARS: 4 LENGTH: 214.0
 MAT'L: 0.125" ALUMINUM

DESIGN BY: TRT CHECKED BY: NKV
 PROJECT ID: I-2513AA/AB DIV: 13 DATE: July 2023



- NOTES:
- Legend and border shall be direct applied Grade A reflective sheeting.
 - Shields shall be Grade A reflective sheeting on 0.032" aluminum and demountable.
 - Background shall be Grade C reflective sheeting.
 - Bottom panel shall be yellow Grade C sheeting. Legend shall be direct applied black non-reflective sheeting. Arrows shall be black non-reflective sheeting on 0.032" aluminum and demountable. Yellow panel is 222" X 36". (Border Type = Recessed, Recess = 0.5", Width = 1.5", Radii = 12")

LETTER POSITIONS

Letter spacings are to start of next letter

W	E	S	T	Series/Size Text Length	
50.2	15.9	2.2	10.7	11 9 12.3	E 2000 48.8
12.3	15.9	2.2	10.7	11 9 50.2	E 2000 48.8
52.3	16.6	15.5	14.4	16 17 9.6 9.6 8.2 10.6 52.3	EM 2000 117.4
60.9	11.2	14	5.4	8.9 121.6	EM 2000 39.5
115.4	13	13.1	9.6	12.1 58.9	EM 2000 47.8

SIGN NUMBER: 20,23 BACKG COLOR: Green
 TYPE: A (OVHD) COPY COLOR: White
 QUANTITY: 2
 SIGN WIDTH: 17'-6" HEIGHT: 15'-0"
 TOTAL AREA: 262.5 Sq.Ft.
 BORDER TYPE: FLUSH RECESS: 0" WIDTH: 2" RADII: 12"
 NO. Z BARS: 6 LENGTH: 202.0
 MAT'L: 0.125" ALUMINUM

DESIGN BY: TRT CHECKED BY: NKV
 PROJECT ID: I-2513AA/AB DIV: 13 DATE: July 2023



- NOTES:
- Legend and border shall be direct applied Grade A reflective sheeting.
 - Arrows and shield shall be Grade A reflective sheeting on 0.032" aluminum and demountable.
 - Background shall be Grade C reflective sheeting.

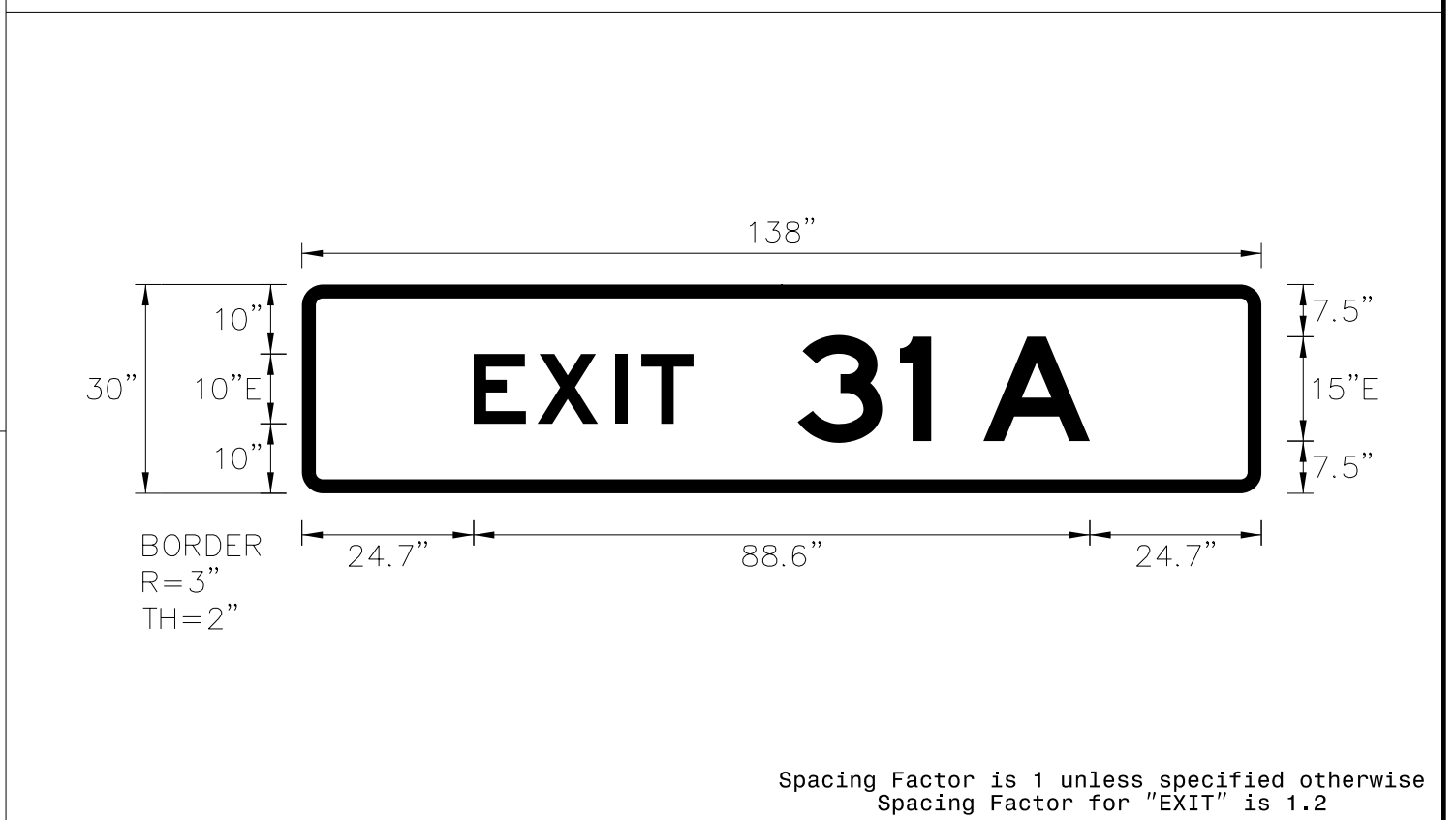
LETTER POSITIONS

Letter spacings are to start of next letter

W	E	S	T	Series/Size Text Length	
106.1	15.9	2.2	10.7	11 9 55.2	E 2000 48.8
46	18.2	15.5	13.8	17 9.6 9.6 8.2 10.6 46	EM 2000 117.9
56.3	12.1	11.8	14.8	11.8 10.7 11.8 14.8 9.7 56.3	E 2000 97.3
19.3	16.2	15.8	17	15.2 14.1 15.8 10.6 16 17.4 8 11.7 13.6 19.3	EM 2000 171.4

SIGN NUMBER: 21A,26A,28A BACKG COLOR: Green
 TYPE: B (OVHD) COPY COLOR: White
 QUANTITY: 3
 SIGN WIDTH: 11'-6" HEIGHT: 2'-6"
 TOTAL AREA: 28.8 Sq.Ft.
 BORDER TYPE: FLUSH RECESS: 0" WIDTH: 2" RADII: 3"
 NO. Z BARS: 2 LENGTH: 130.0
 MAT'L: 0.125" ALUMINUM

DESIGN BY: TRT CHECKED BY: NKV
 PROJECT ID: I-2513AA/AB DIV: 13 DATE: July 2023



- NOTES:
- Legend and border shall be direct applied Grade A reflective sheeting.
 - Background shall be Grade C reflective sheeting.
 - Use Attachment Method 1-R.

LETTER POSITIONS

Letter spacings are to start of next letter

E	X	I	T	Series/Size Text Length	
24.7	9.2	11.1	3.8	7.5 81.7	E 2000 31.6
3	1	A			E 2000 42
71.3	14.7	4.5	7.5	15.3 24.7	

SIGN NUMBER: 21B BACKG COLOR: Green
 TYPE: A (OVHD) COPY COLOR: White
 QUANTITY: 1
 SIGN WIDTH: 23'-6" HEIGHT: 10'-6"
 TOTAL AREA: 246.8 Sq.Ft.
 BORDER TYPE: FLUSH RECESS: 0" WIDTH: 2" RADII: 12"
 NO. Z BARS: 3 LENGTH: 274.0
 MAT'L: 0.125" ALUMINUM

DESIGN BY: TRT CHECKED BY: NKV
 PROJECT ID: I-2513AA/AB DIV: 13 DATE: July 2023




- NOTES:
- Legend and border shall be direct applied Grade A reflective sheeting.
 - Arrow and shield shall be Grade A reflective sheeting on 0.032" aluminum and demountable.
 - Background shall be Grade C reflective sheeting.

LETTER POSITIONS

Letter spacings are to start of next letter

E	A	S	T	Series/Size Text Length	
121.6	11.3	1.5	13.6	11 9 114	E 2000 46.4
50.2	16.3	12	15.4	12 13.8 13.8 17 9.6 9.6 8.2 10.6 93.7	EM 2000 138.1
18.2	17.4	9.6	8	13.4 22.6 15.8 10.4 10.6 16 14.4 13.9 12 15.4 12 10.6 61.7	EM 2000 202.1

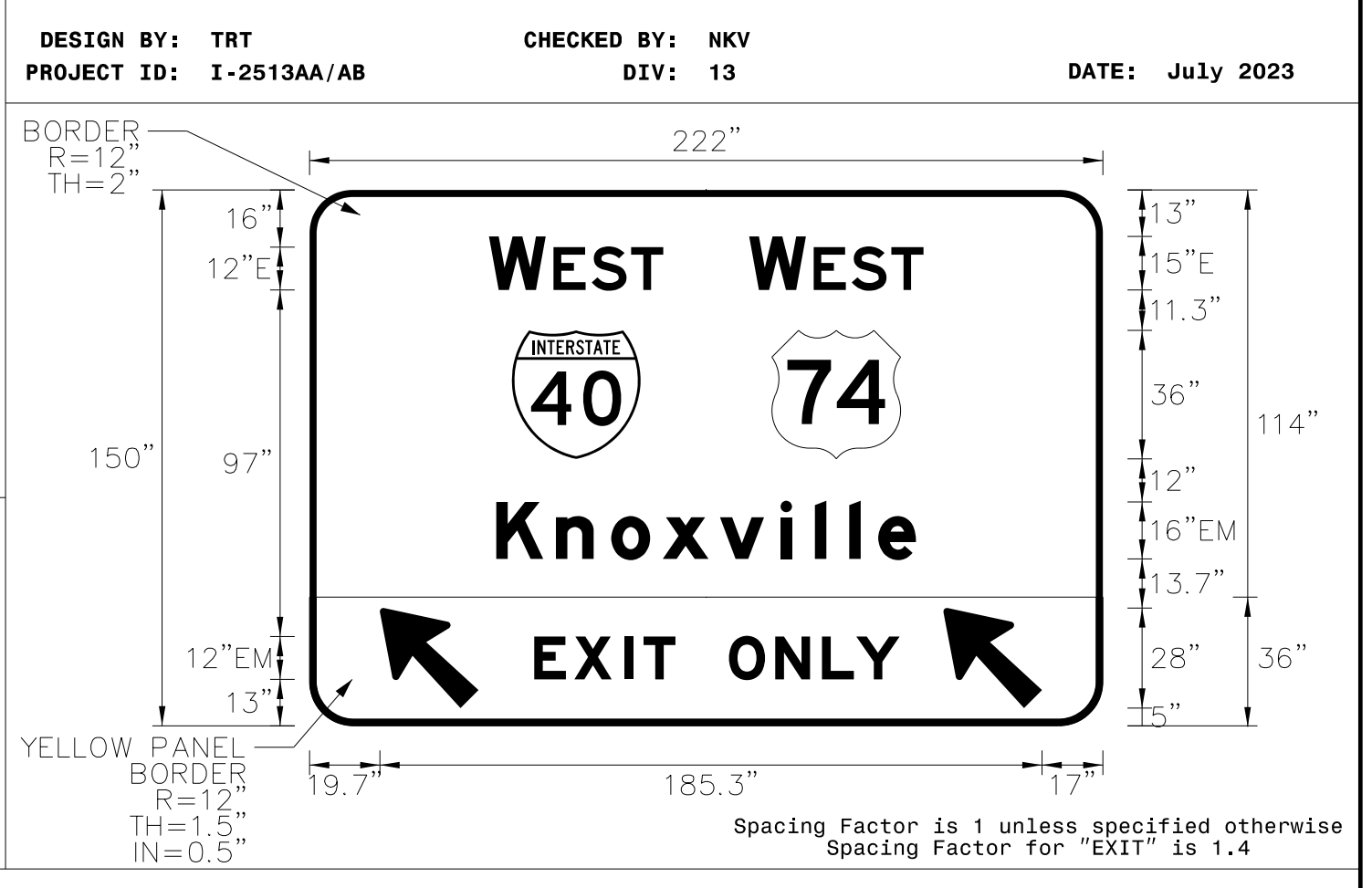
APPROVED: *Andrew Klimek*
 DATE: 2/1/2024



DOCUMENT NOT CONSIDERED FINAL
 UNLESS ALL SIGNATURES COMPLETED

SIGN NUMBER: 22B
 TYPE: A (OVHD)
 QUANTITY: 1
 SIGN WIDTH: 18'-6"
 HEIGHT: 12'-6"
 TOTAL AREA: 231.3 Sq.Ft.
 BORDER TYPE: VAR.
 RECESS: VAR.
 WIDTH: VAR.
 RADII: VAR.
 NO. Z BARS: 4
 LENGTH: 214.0

SYMBOL	X	Y	WID	HT
M1_1	56.6	74.7	36	36
M1_4	129.4	74.7	36	36
Type A Arrow	19.7	5	22.3	35
Type A Arrow	177.4	5	22.3	35



NOTES:
 1. Legend and border shall be direct applied Grade A reflective sheeting.
 2. Shields shall be Grade A reflective sheeting on 0.032" aluminum and demountable.
 3. Background shall be Grade C reflective sheeting.
 4. Bottom panel shall be yellow Grade C sheeting. Legend shall be direct applied black non-reflective sheeting. Arrow(s) shall be black non-reflective sheeting on 0.032" aluminum and demountable. Yellow panel is 222" X 36". (Border Type = Recessed, Recess = 0.5", Width = 1.5", Radii = 12")

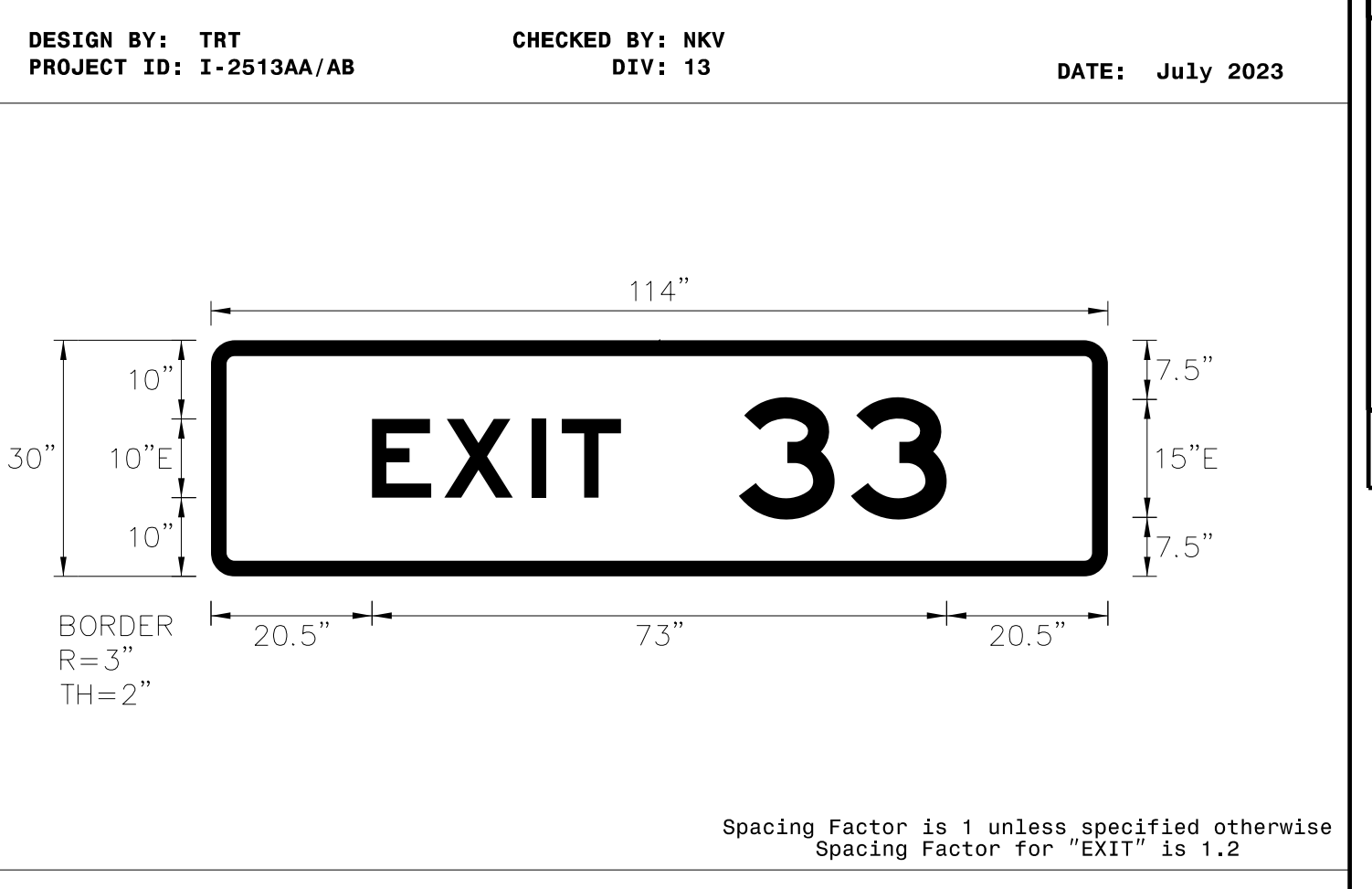
LETTER POSITIONS

Letter spacings are to start of next letter

Letter	W	E	S	T	Series/Size
E	50.2	15.9	2.2	10.7	E 2000
K	52.3	16.6	15.5	14.4	EM 2000
E	62.9	11.2	14	5.4	EM 2000
O	117.4	13	13.1	9.6	EM 2000

SIGN NUMBER: 24A
 TYPE: B (OVHD)
 QUANTITY: 1
 SIGN WIDTH: 9'-6"
 HEIGHT: 2'-6"
 TOTAL AREA: 23.8 Sq.Ft.
 BORDER TYPE: FLUSH
 RECESS: 0"
 WIDTH: 2"
 RADII: 3"
 NO. Z BARS: 2
 LENGTH: 106.0

SYMBOL	X	Y	WID	HT
M1_1	56.6	74.7	36	36
M1_4	129.4	74.7	36	36
Type A Arrow	19.7	5	22.3	35
Type A Arrow	177.4	5	22.3	35



NOTES:
 1. Legend and border shall be direct applied Grade A reflective sheeting.
 2. Background shall be Grade C reflective sheeting.
 3. Use Attachment Method 1-R.

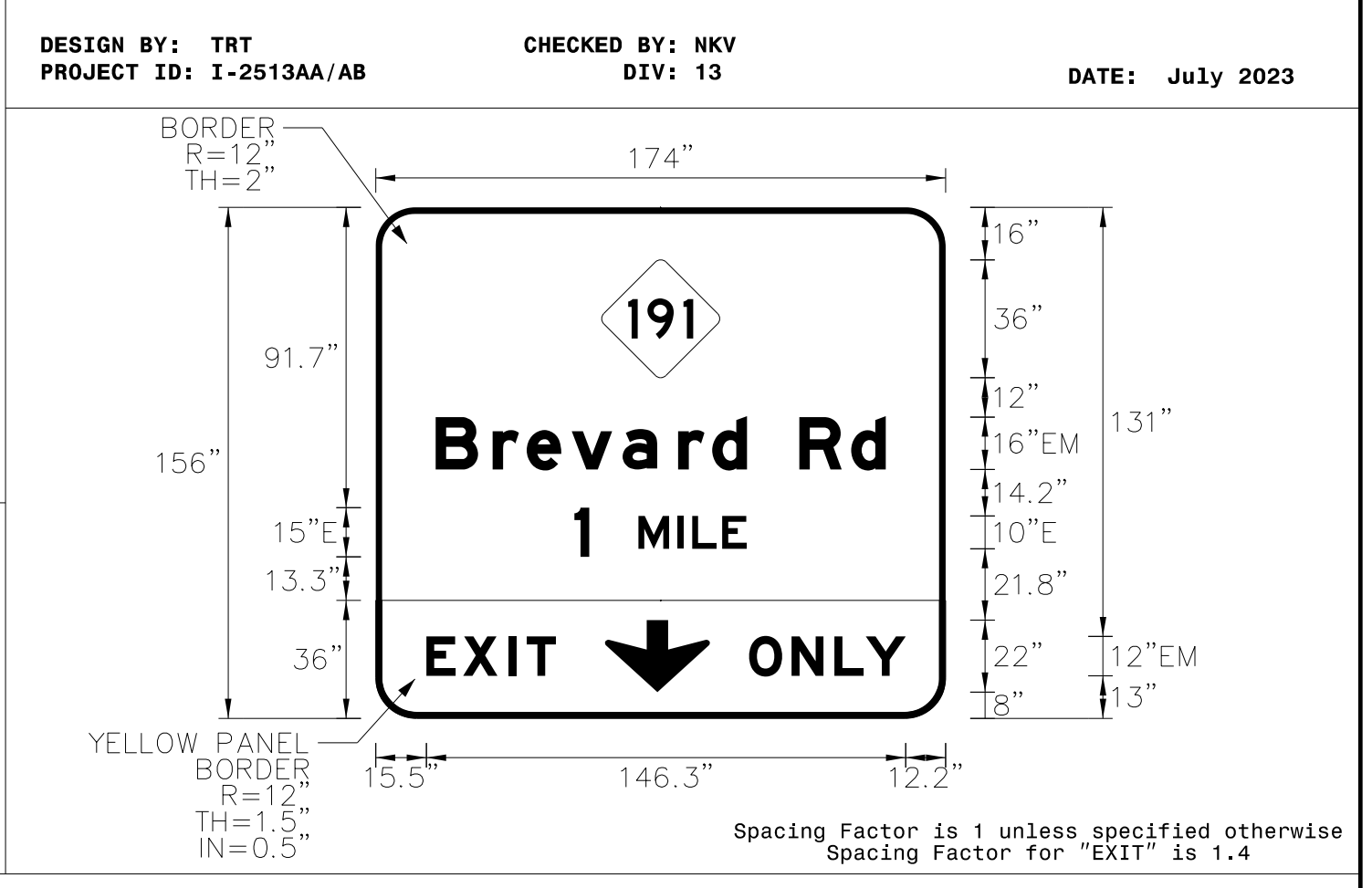
LETTER POSITIONS

Letter spacings are to start of next letter

Letter	E	X	I	T	Series/Size
E	20.5	9.2	11.1	3.8	E 2000
X	67.1	14.2	12.2	20.5	E 2000

SIGN NUMBER: 24B
 TYPE: A (OVHD)
 QUANTITY: 1
 SIGN WIDTH: 14'-6"
 HEIGHT: 13'-0"
 TOTAL AREA: 188.5 Sq.Ft.
 BORDER TYPE: VAR.
 RECESS: VAR.
 WIDTH: VAR.
 RADII: VAR.
 NO. Z BARS: 4
 LENGTH: 166.0

SYMBOL	X	Y	WID	HT
M1-5-3-24-80	69	104	36	36
Type C Arrow	70	8	32	22



NOTES:
 1. Legend and border shall be direct applied Grade A reflective sheeting.
 2. Shield shall be Grade A reflective sheeting on 0.032" aluminum and demountable.
 3. Background shall be Grade C reflective sheeting.
 4. Bottom panel shall be yellow Grade C sheeting. Legend shall be direct applied black non-reflective sheeting. Arrow shall be black non-reflective sheeting on 0.032" aluminum and demountable. Yellow panel is 174" X 36". (Border Type = Recessed, Recess = 0.5", Width = 1.5", Radii = 12")

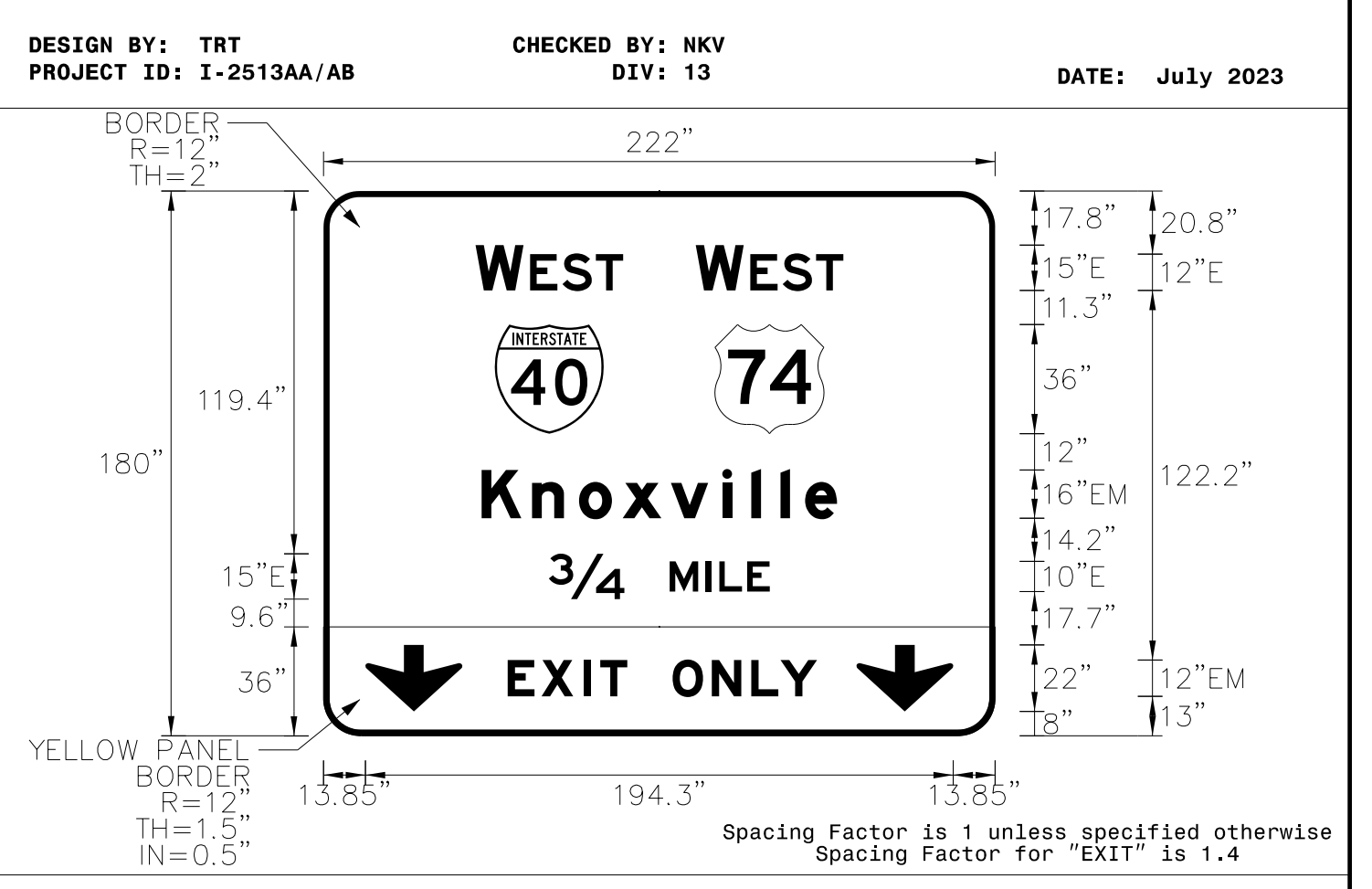
LETTER POSITIONS

Letter spacings are to start of next letter

Letter	B	r	e	v	a	r	d	R	d	Series/Size
B	18.3	17.4	10.4	13.8	15.5	17	10.4	10.6	16	EM 2000
E	60.7	4.5	15	12	4.4	9.2	7.5	60.7		E 2000
E	15.5	11.2	14	5.4	8.9	119				EM 2000
O	114	13	13.1	9.6	12.1	12.2				EM 2000

SIGN NUMBER: 25B
 TYPE: A (OVHD)
 QUANTITY: 1
 SIGN WIDTH: 18'-6"
 HEIGHT: 15'-0"
 TOTAL AREA: 277.5 Sq.Ft.
 BORDER TYPE: VAR.
 RECESS: VAR.
 WIDTH: VAR.
 RADII: VAR.
 NO. Z BARS: 6
 LENGTH: 214.0

SYMBOL	X	Y	WID	HT
M1_1	56.6	99.9	36	36
M1_4	129.4	99.9	36	36
Type C Arrow	13.9	8	32	22
Type C Arrow	176.1	8	32	22




NOTES:
 1. Legend and border shall be direct applied Grade A reflective sheeting.
 2. Shields shall be Grade A reflective sheeting on 0.032" aluminum and demountable.
 3. Background shall be Grade C reflective sheeting.
 4. Bottom panel shall be yellow Grade C sheeting. Legend shall be direct applied black non-reflective sheeting. Arrows shall be black non-reflective sheeting on 0.032" aluminum and demountable. Yellow panel is 222" X 36". (Border Type = Recessed, Recess = 0.5", Width = 1.5", Radii = 12")

LETTER POSITIONS

Letter spacings are to start of next letter

Letter	W	E	S	T	Series/Size
E	50.2	15.9	2.2	10.7	E 2000
K	52.3	16.6	15.5	14.4	EM 2000
E	15.5	11.2	14	5.4	EM 2000
O	115.4	13	13.1	9.6	EM 2000

APPROVED: *Andrew Klinski*
 DATE: 2/1/2024



**DOCUMENT NOT CONSIDERED FINAL
 UNLESS ALL SIGNATURES COMPLETED**

SIGN NUMBER: 26B BACKG COLOR: Green
 TYPE: A (OVHD) COPY COLOR: White
 QUANTITY: 1

SYMBOL	X	Y	WID	HT
M1_1	68.3	98.7	36	36

SIGN WIDTH: 19'-6"
 HEIGHT: 12'-6"
 TOTAL AREA: 243.8 Sq.Ft.

BORDER TYPE: FLUSH
 RECESS: 0"
 WIDTH: 2"
 RADII: 12"

NO. Z BARS: 4
 LENGTH: 226.0

MAT'L: 0.125" ALUMINUM



NOTES:
 1. Legend and border shall be direct applied Grade A reflective sheeting.
 2. Shield shall be Grade A reflective sheeting on 0.032" aluminum and demountable.
 3. Background shall be Grade C reflective sheeting.

LETTER POSITIONS

Letter spacings are to start of next letter													Series/Size	Text Length	
119.3	11.3	1.5	13.6	11	9	68.3								E 2000	46.4
48	16.3	12	15.4	12	13.8	13.8	17	9.6	9.6	8.2	10.6	48		EM 2000	138.1
16	17.4	9.6	8	13.4	22.6	15.8	10.4	10.6	16	14.4	13.9	12	15.4	EM 2000	202.1
82	22	15	12	4.4	9.2	7.5	82							E 2000	70.1

SIGN NUMBER: 28B BACKG COLOR: Green
 TYPE: A (OVHD) COPY COLOR: White
 QUANTITY: 1

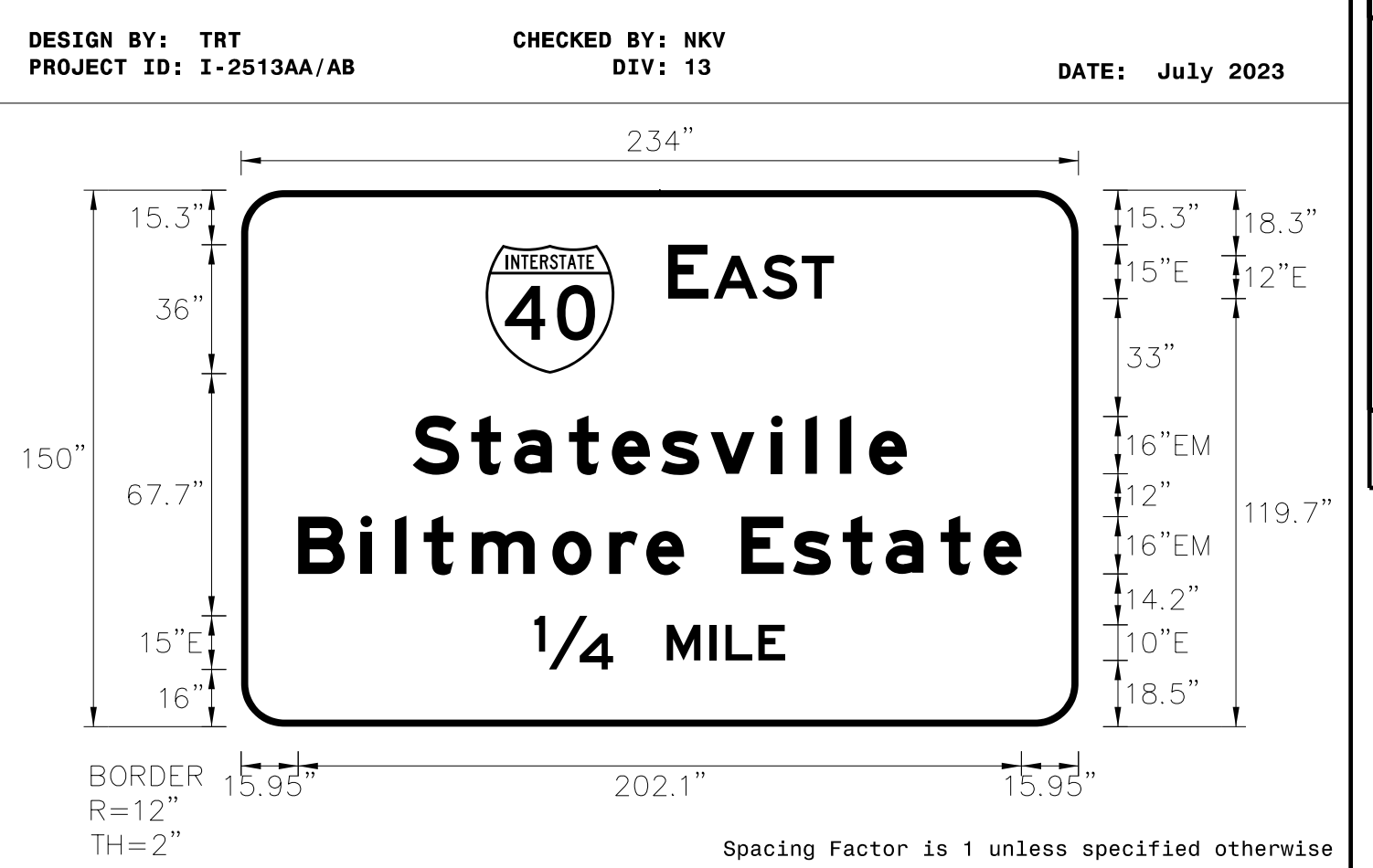
SYMBOL	X	Y	WID	HT
M1_1	68.3	98.7	36	36

SIGN WIDTH: 19'-6"
 HEIGHT: 12'-6"
 TOTAL AREA: 243.8 Sq.Ft.

BORDER TYPE: FLUSH
 RECESS: 0"
 WIDTH: 2"
 RADII: 12"

NO. Z BARS: 4
 LENGTH: 226.0

MAT'L: 0.125" ALUMINUM



NOTES:
 1. Legend and border shall be direct applied Grade A reflective sheeting.
 2. Shield shall be Grade A reflective sheeting on 0.032" aluminum and demountable.
 3. Background shall be Grade C reflective sheeting.

LETTER POSITIONS

Letter spacings are to start of next letter													Series/Size	Text Length	
119.3	11.3	1.5	13.6	11	9	68.3								E 2000	46.4
48	16.3	12	15.4	12	13.8	13.8	17	9.6	9.6	8.2	10.6	48		EM 2000	138.1
16	17.4	9.6	8	13.4	22.6	15.8	10.4	10.6	16	14.4	13.9	12	15.4	EM 2000	202.1
82	22	15	12	4.4	9.2	7.5	82							E 2000	70.1

SIGN NUMBER: 101A,102A BACKG COLOR: Green
 TYPE: B COPY COLOR: White
 QUANTITY: 2

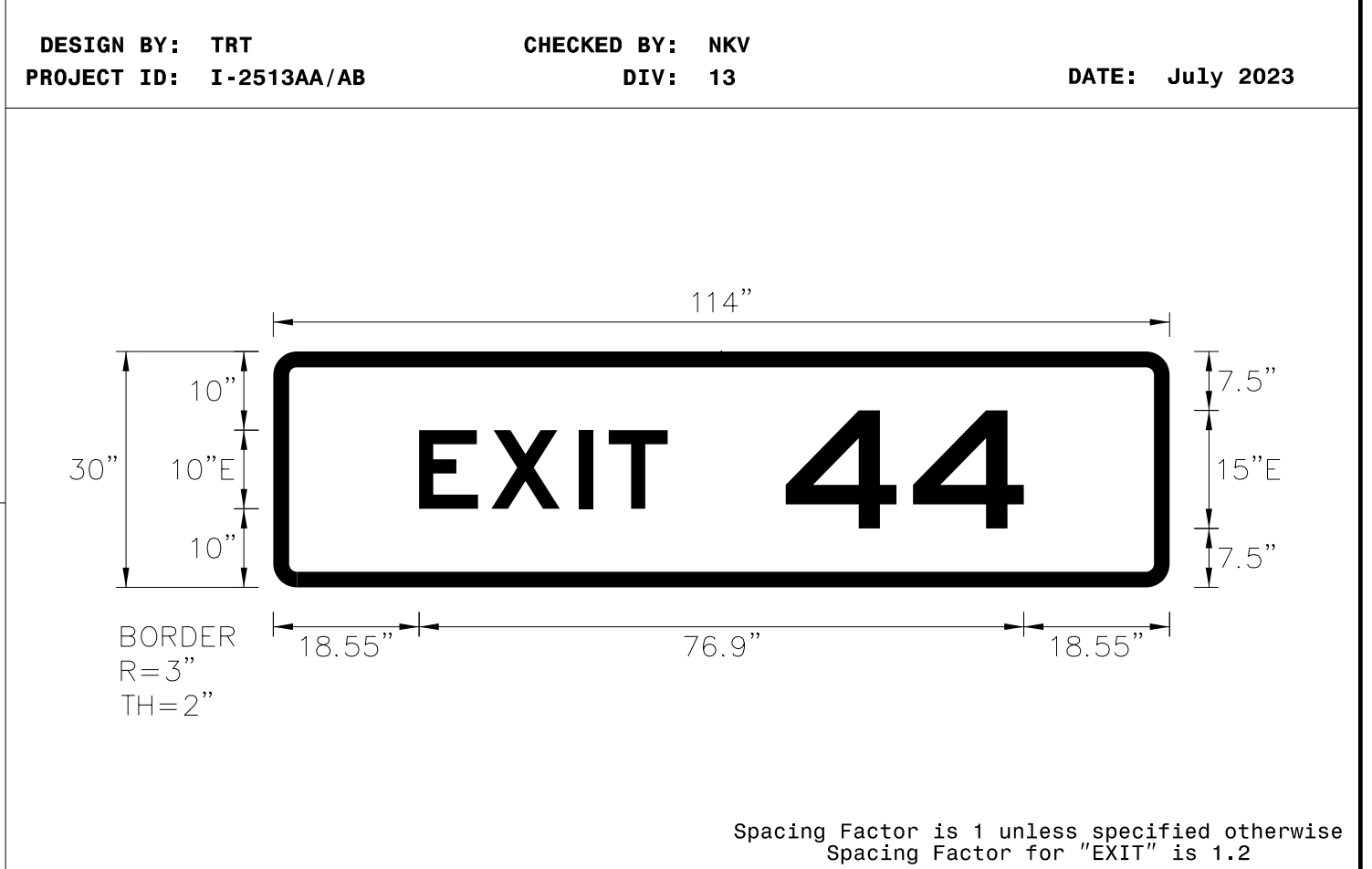
SYMBOL	X	Y	WID	HT
M1_4	81	72.3	36	36
M1_4	153	72.3	36	36

SIGN WIDTH: 9'-6"
 HEIGHT: 2'-6"
 TOTAL AREA: 23.8 Sq.Ft.

BORDER TYPE: FLUSH
 RECESS: 0"
 WIDTH: 2"
 RADII: 3"

NO. Z BARS: 2
 LENGTH: 106.0

MAT'L: 0.125" ALUMINUM



NOTES:
 1. Legend and border shall be direct applied Grade C reflective sheeting.
 2. Background shall be Grade C reflective sheeting.
 3. Use Attachment Method 1-R.

LETTER POSITIONS

Letter spacings are to start of next letter													Series/Size	Text Length	
18.5	9.2	11.1	3.8	7.5	63.8									E 2000	31.6
4	4													E 2000	30.3
65.2	16.2	14.1	18.5												

SIGN NUMBER: 101B BACKG COLOR: Green
 TYPE: A COPY COLOR: White
 QUANTITY: 1

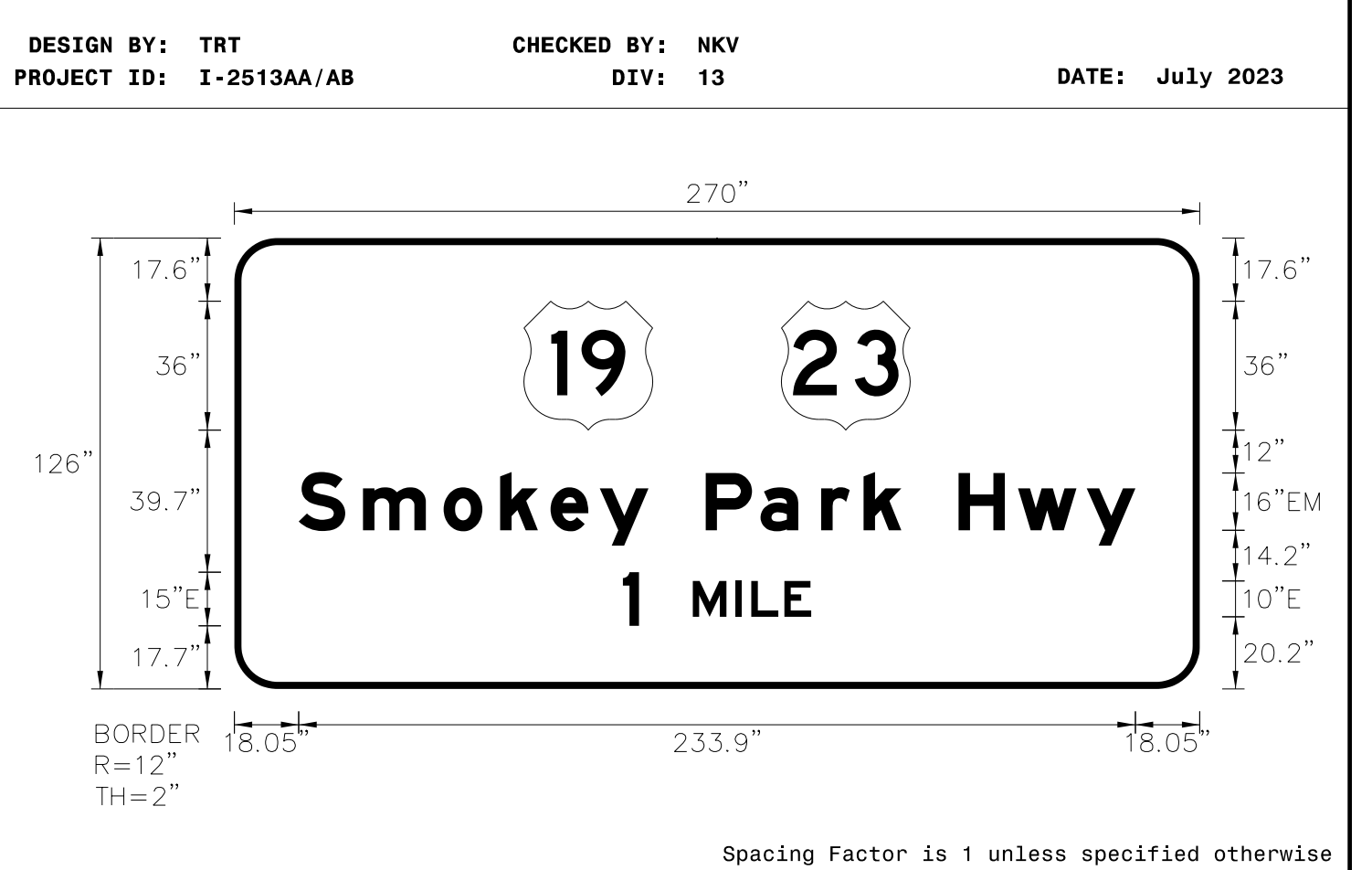
SYMBOL	X	Y	WID	HT
M1_4	81	72.3	36	36
M1_4	153	72.3	36	36

SIGN WIDTH: 22'-6"
 HEIGHT: 10'-6"
 TOTAL AREA: 236.3 Sq.Ft.

BORDER TYPE: FLUSH
 RECESS: 0"
 WIDTH: 2"
 RADII: 12"

NO. Z BARS: 3
 LENGTH: 262.0

MAT'L: 0.125" ALUMINUM




NOTES:
 1. Legend and border shall be direct applied Grade C reflective sheeting.
 2. Shields shall be Grade C reflective sheeting on 0.032" aluminum and demountable.
 3. Background shall be Grade C reflective sheeting.

LETTER POSITIONS

Letter spacings are to start of next letter													Series/Size	Text Length	
18	17.9	22.6	15.8	14.1	13.8	13.6	16	15.4	17	11.8	10.6	16	16.6	EM 2000	233.9
108.7	4.5	15	12	4.4	9.2	7.5	108.7							E 2000	52.6

APPROVED: *Andrew Klimek*
23078P84596E44B
 DATE: 2/1/2024



**DOCUMENT NOT CONSIDERED FINAL
 UNLESS ALL SIGNATURES COMPLETED**

SIGN NUMBER: 102B BACKG COLOR: Green
 TYPE: A COPY COLOR: White
 QUANTITY: 1

SYMBOL	X	Y	WID	HT
M1_4	81	72.4	36	36
M1_4	153	72.4	36	36

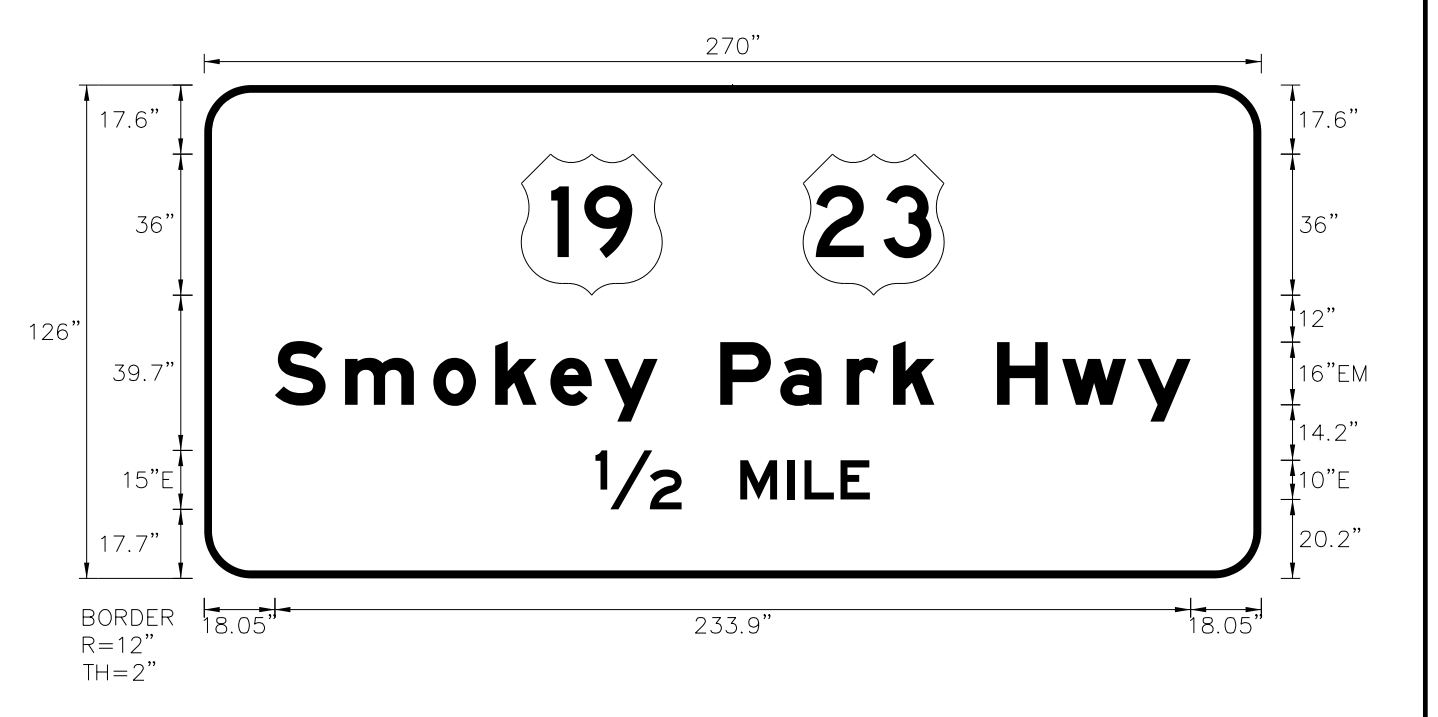
SIGN WIDTH: 22'-6"
 HEIGHT: 10'-6"
 TOTAL AREA: 236.3 Sq.Ft.

BORDER TYPE: FLUSH
 RECESS: 0"
 WIDTH: 2"
 RADII: 12"

MAT'L: 0.125" ALUMINUM

NO. Z BARS: 3
 LENGTH: 262.0

DESIGN BY: TRT CHECKED BY: NKV
 PROJECT ID: I-2513AA/AB DIV: 13 DATE: July 2023



NOTES:
 1. Legend and border shall be direct applied Grade C reflective sheeting.
 2. Shields shall be Grade C reflective sheeting on 0.032" aluminum and demountable.
 3. Background shall be Grade C reflective sheeting.

SIGN NUMBER: 103 BACKG COLOR: Green
 TYPE: A COPY COLOR: White
 QUANTITY: 1

SYMBOL	X	Y	WID	HT

SIGN WIDTH: 15'-0"
 HEIGHT: 7'-6"
 TOTAL AREA: 112.5 Sq.Ft.

BORDER TYPE: FLUSH
 RECESS: 0"
 WIDTH: 2"
 RADII: 12"

MAT'L: 0.125" ALUMINUM

NO. Z BARS: 3
 LENGTH: 172.0

DESIGN BY: TRT CHECKED BY: NKV
 PROJECT ID: I-2513AA/AB DIV: 13 DATE: July 2023



NOTES:
 1. Legend and border shall be direct applied Grade C reflective sheeting.
 2. Background shall be Grade C reflective sheeting.

LETTER POSITIONS

Letter spacings are to start of next letter

	S	m	o	k	e	y	P	a	r	k	H	w	y	Series/Size Text Length				
	18	17.9	22.6	15.8	14.1	13.8	13.6	16	15.4	17	11.8	10.6	16	16.6	19.2	13.6	18	EM 2000 233.9
	1/2		M	I	L	E								E 2000 70.1				
	100	22	15	12	4.4	9.2	7.5	100										

LETTER POSITIONS

Letter spacings are to start of next letter

	U	N	C	A	s	h	e	v	i	l	i	e	Series/Size Text Length				
	14.5	14.5	14	10.8	13.3	15.2	12.9	12.9	11.5	14.1	8	8	6.8	8.8	14.5	EM 2000 150.9	
	13	15.7	14.1	8.4	8.8	13.3	15.3	8	8	2.7	13.3	15.3	14.1	6.5	10.3	13	EM 2000 154
	E	X	I	T	4	6	B						E 2000 94.5				
	42.8	8.9	10.7	3.5	7.5	15	17.1	12.2	7.5	12.2	42.8						

SIGN NUMBER: 104 BACKG COLOR: Blue
 TYPE: A COPY COLOR: White
 QUANTITY: 1

SYMBOL	X	Y	WID	HT
24x18_24x7	6	31.5	24	25.5
24x18_24x7	33	31.5	24	25.5
24x18_24x7	60	31.5	24	25.5
24x18_24x7	6	2	24	25.5
24x18_24x7	33	2	24	25.5
24x18_24x7	60	2	24	25.5

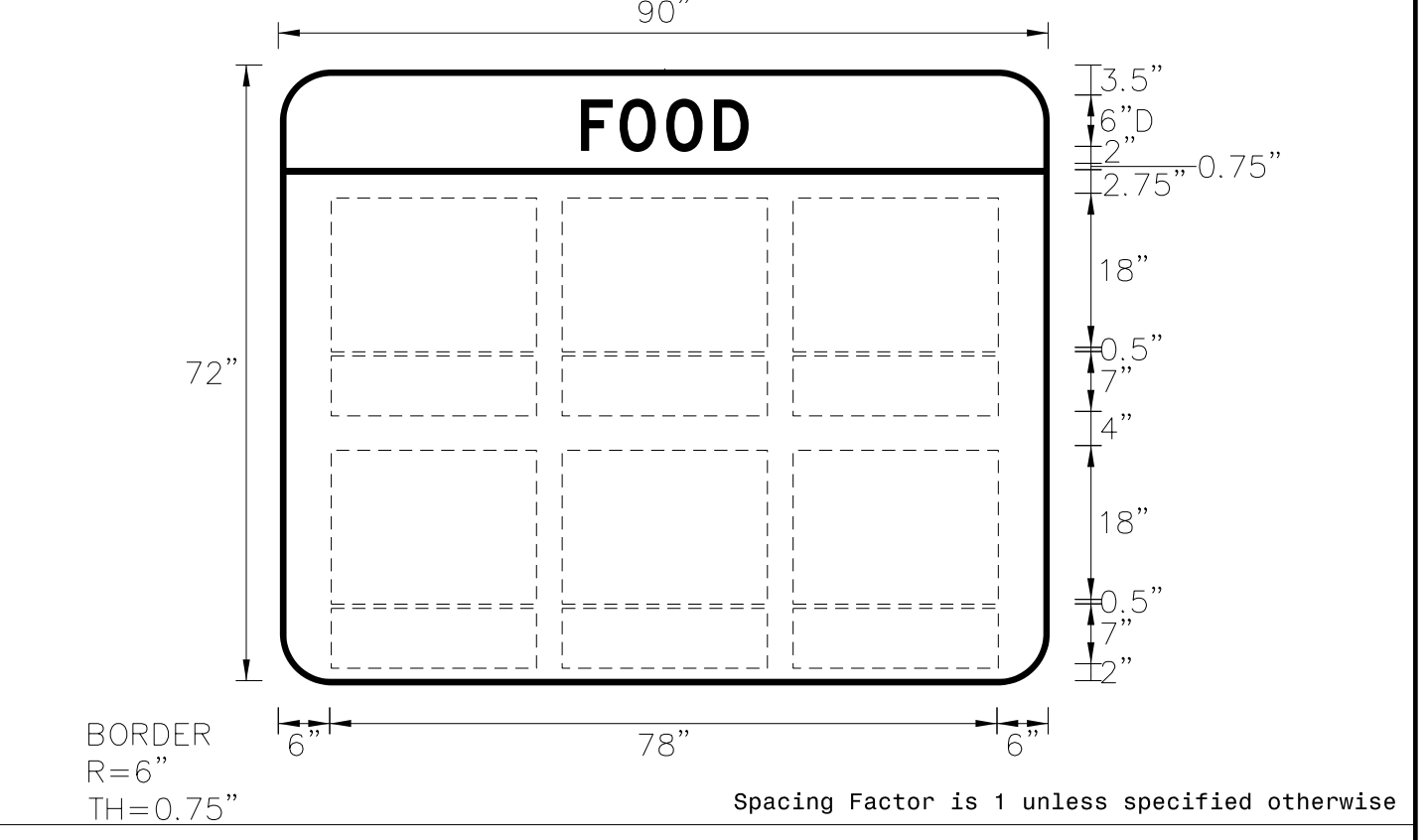
SIGN WIDTH: 7'-6"
 HEIGHT: 6'-0"
 TOTAL AREA: 45.0 Sq.Ft.

BORDER TYPE: FLUSH
 RECESS: 0"
 WIDTH: 0.75"
 RADII: 6"

MAT'L: 0.125" ALUMINUM

NO. Z BARS: 2
 LENGTH: 82.0

DESIGN BY: TRT CHECKED BY: NKV
 PROJECT ID: I-2513AA/AB DIV: 13 DATE: July 2023



NOTES:
 1. Legend and border shall be direct applied Grade C reflective sheeting.
 2. Background shall be Grade C reflective sheeting.
 3. See NCDOT Standard for Logo Mileage Panels mounted under Business Panels.

SIGN NUMBER: 105 BACKG COLOR: Green
 TYPE: A COPY COLOR: White
 QUANTITY: 1

SYMBOL	X	Y	WID	HT

SIGN WIDTH: 13'-0"
 HEIGHT: 5'-6"
 TOTAL AREA: 71.5 Sq.Ft.

BORDER TYPE: FLUSH
 RECESS: 0"
 WIDTH: 2"
 RADII: 9"

MAT'L: 0.125" ALUMINUM

NO. Z BARS: 2
 LENGTH: 148.0

DESIGN BY: TRT CHECKED BY: NKV
 PROJECT ID: I-2513AA/AB DIV: 13 DATE: July 2023



NOTES:
 1. Legend and border shall be direct applied Grade C reflective sheeting.
 2. Background shall be Grade C reflective sheeting.

LETTER POSITIONS

Letter spacings are to start of next letter


	F	O	O	D	Series/Size Text Length		
	35.2	4.5	5.5	5.6	4.1	35.2	D 2000 19.6

LETTER POSITIONS

Letter spacings are to start of next letter

	A	V	L	A	i	r	p	o	r	t	Series/Size Text Length			
	14.3	14.5	14.7	9.9	13.3	16.7	8	9.9	11.7	13.2	8.5	6.9	14.4	EM 2000 127.3
	E	X	I	T	4	6	A							E 2000 97.7
	29.2	8.9	10.7	3.5	7.5	15	17.1	12.2	7.5	15.3	29.2			

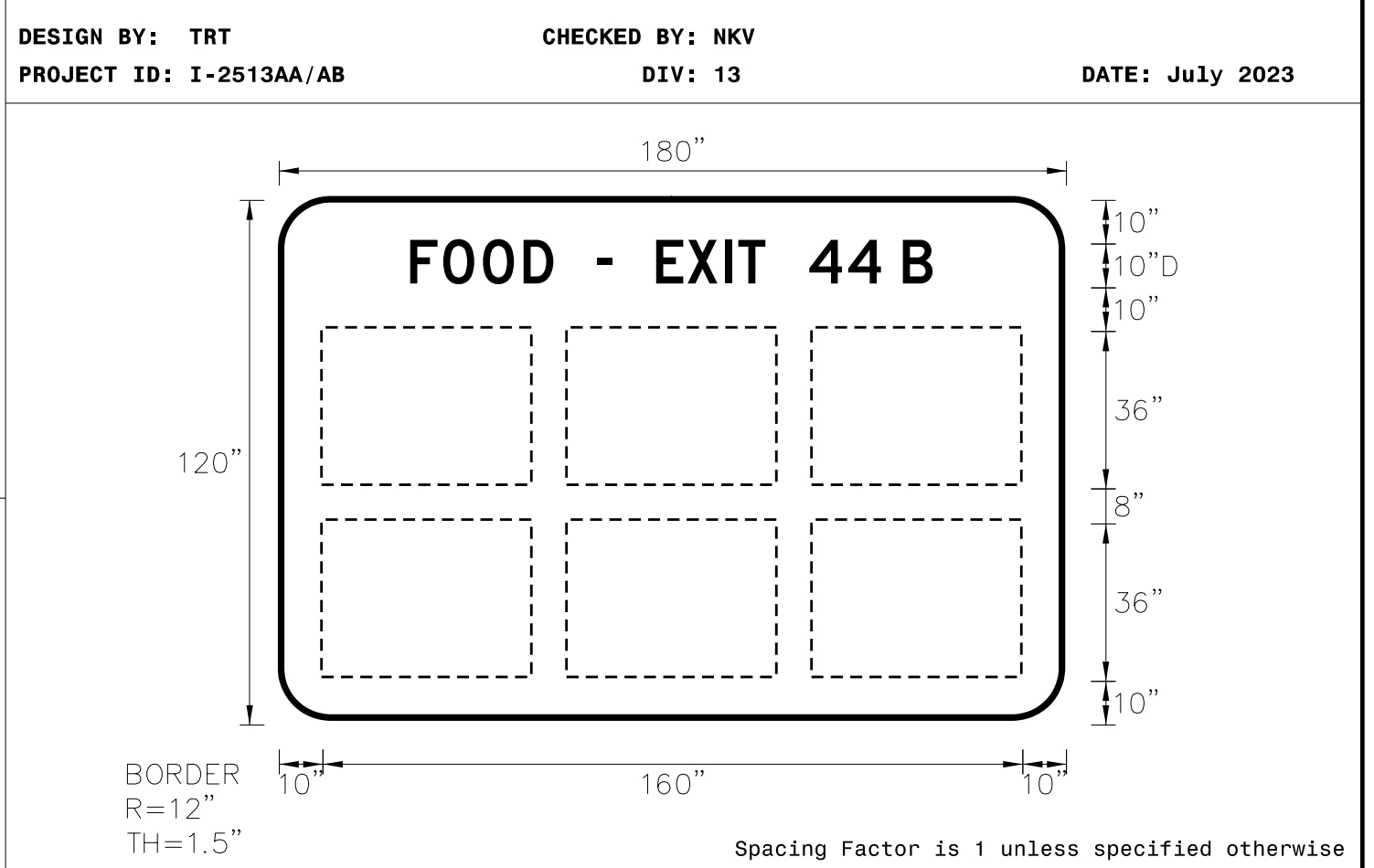
APPROVED: *Andrew Klimek*
 DATE: 2/1/2024



DOCUMENT NOT CONSIDERED FINAL UNLESS ALL SIGNATURES COMPLETED

SIGN NUMBER: 106
 TYPE: A
 QUANTITY: 1
 SIGN WIDTH: 15'-0"
 HEIGHT: 10'-0"
 TOTAL AREA: 150.0 Sq.Ft.
 BORDER TYPE: FLUSH
 RECESS: 0"
 WIDTH: 1.5"
 RADII: 12"
 NO. Z BARS: 3
 LENGTH: 172.0

SYMBOL	X	Y	WID	HT
48x36	10	54	48	36
48x36	66	54	48	36
48x36	122	54	48	36
48x36	10	10	48	36
48x36	66	10	48	36
48x36	122	10	48	36



NOTES:
 1. Legend and border shall be direct applied Grade C reflective sheeting.
 2. Background shall be Grade C reflective sheeting.

LETTER POSITIONS

Letter spacings are to start of next letter													Series/Size						
													Text Length						
													D 2000						
	F	O	O	D	-	E	X	I	T	4	4	B		119.4					
	30.3	7.5	9.1	9.3	6.8	10	3.5	10	7.2	8.5	3.1	6.2	10	8.9	7.5	5	6.8	30.3	

SIGN NUMBER: 107
 TYPE: A
 QUANTITY: 1
 SIGN WIDTH: 13'-0"
 HEIGHT: 5'-6"
 TOTAL AREA: 71.5 Sq.Ft.
 BORDER TYPE: FLUSH
 RECESS: 0"
 WIDTH: 2"
 RADII: 12"
 NO. Z BARS: 2
 LENGTH: 148.0

SYMBOL	X	Y	WID	HT



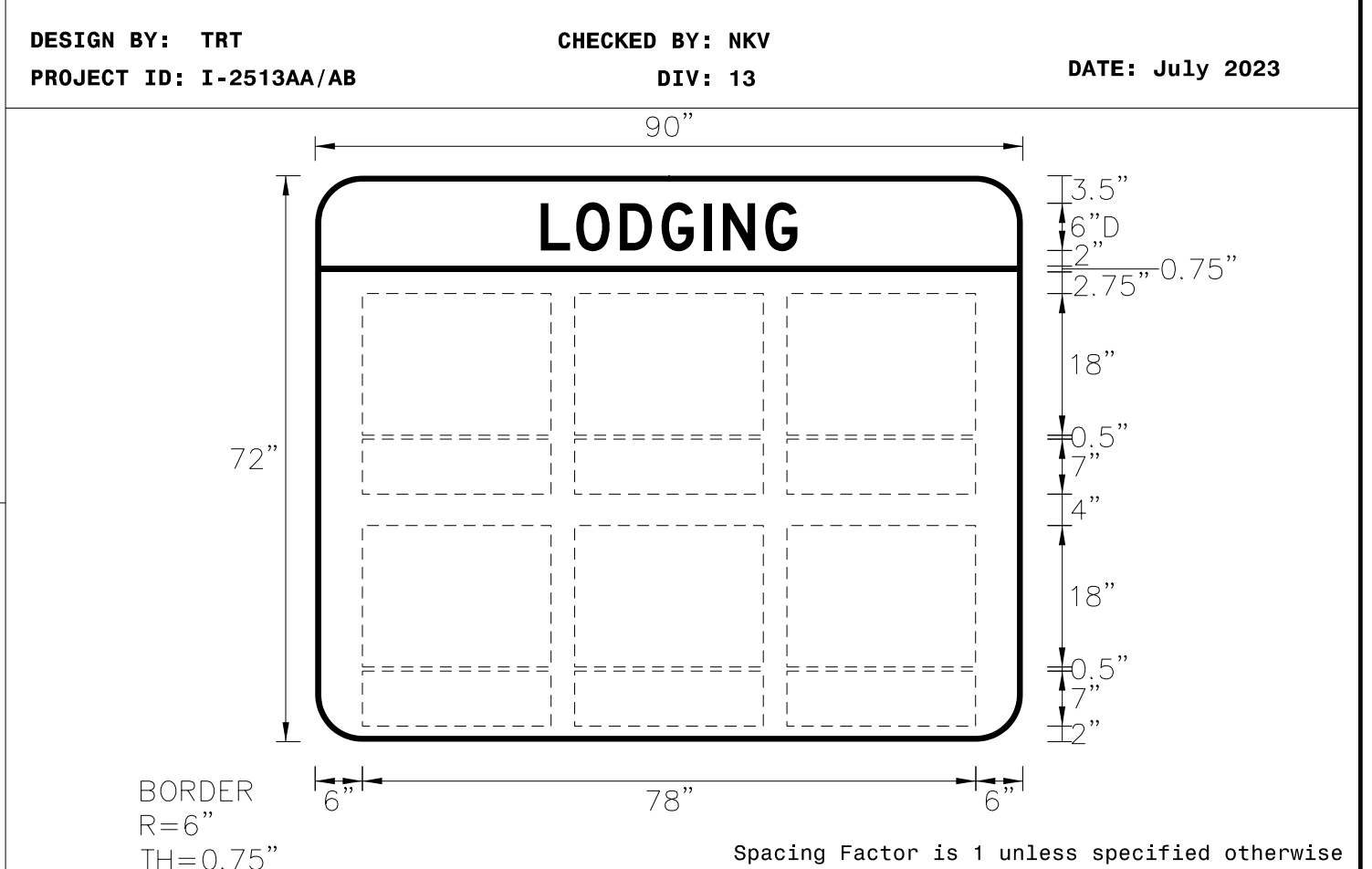
NOTES:
 1. Legend and border shall be direct applied Grade C reflective sheeting.
 2. Background shall be Grade C reflective sheeting.

LETTER POSITIONS

Letter spacings are to start of next letter													Series/Size						
													Text Length						
													EM 2000						
	A	s	h	e	v	i	l	i	e	-	4	4	5	5					98.2
	28.9	15.2	12.9	12.9	11.5	14.1	8	8	6.8	8.8	28.9								
	E	X	I	T	S	4	4	-	5	5									E 2000
	16.1	8.9	10.7	3.5	8.6	8.1	10	16.2	14.1	6	5.3	6	14.3	12.2	16.1				123.8

SIGN NUMBER: 108
 TYPE: A
 QUANTITY: 1
 SIGN WIDTH: 7'-6"
 HEIGHT: 6'-0"
 TOTAL AREA: 45.0 Sq.Ft.
 BORDER TYPE: FLUSH
 RECESS: 0"
 WIDTH: 0.75"
 RADII: 6"
 NO. Z BARS: 2
 LENGTH: 82.0

SYMBOL	X	Y	WID	HT
24x18_24x7	6	31.5	24	25.5
24x18_24x7	33	31.5	24	25.5
24x18_24x7	60	31.5	24	25.5
24x18_24x7	6	2	24	25.5
24x18_24x7	33	2	24	25.5
24x18_24x7	60	2	24	25.5



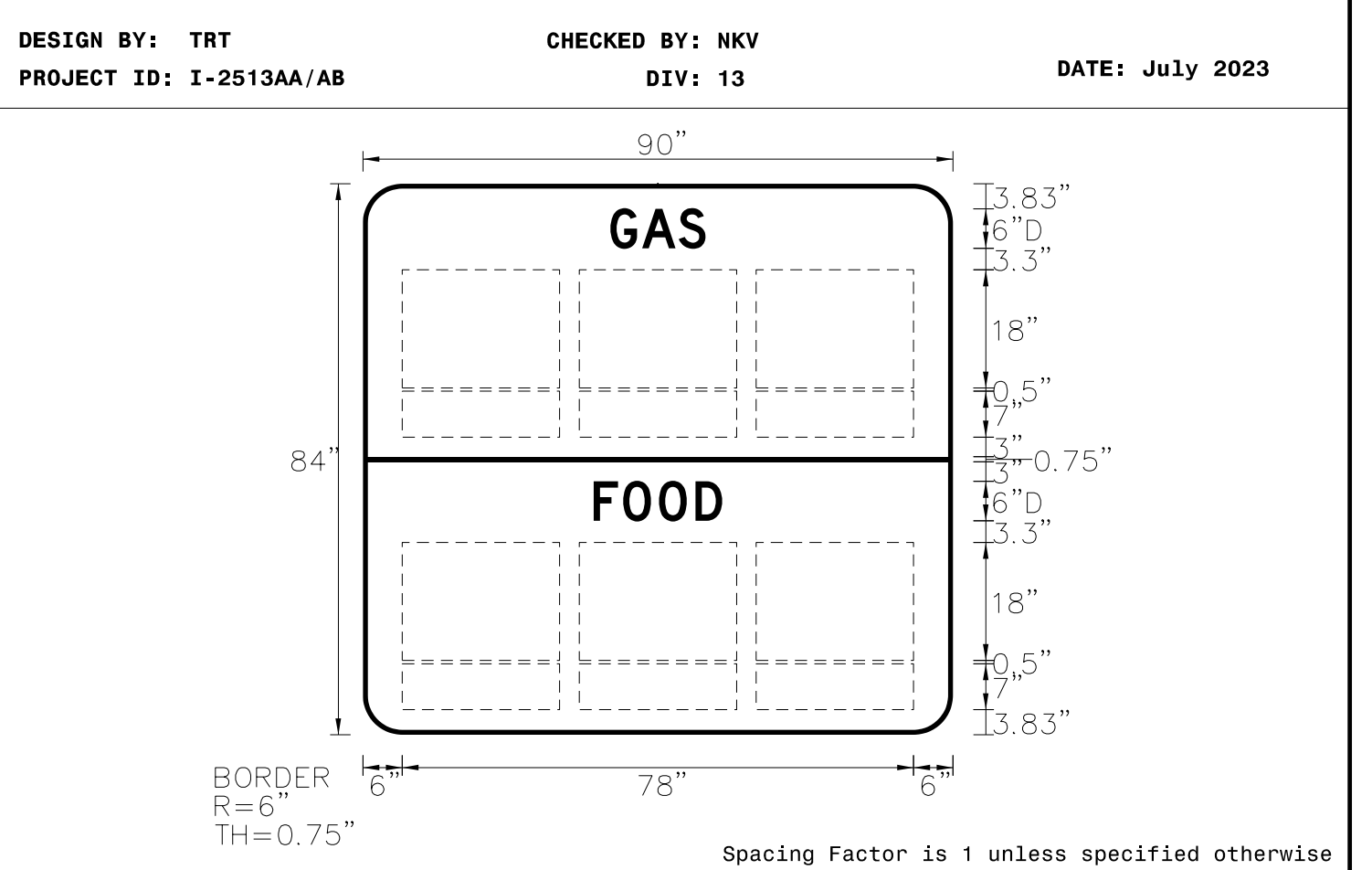
NOTES:
 1. Legend and border shall be direct applied Grade C reflective sheeting.
 2. Background shall be Grade C reflective sheeting.
 3. See NCDOT Standard for Logo Mileage Panels mounted under Business Panels.

LETTER POSITIONS

Letter spacings are to start of next letter										Series/Size
										Text Length
										D 2000
	L	O	D	G	I	N	G			32.6
	28.7	4.5	5.6	5.3	5.4	2.4	5.4	4.1	28.7	

SIGN NUMBER: 109
 TYPE: A
 QUANTITY: 1
 SIGN WIDTH: 7'-6"
 HEIGHT: 7'-0"
 TOTAL AREA: 52.5 Sq.Ft.
 BORDER TYPE: FLUSH
 RECESS: 0"
 WIDTH: 0.75"
 RADII: 6"
 NO. Z BARS: 2
 LENGTH: 82.0

SYMBOL	X	Y	WID	HT
24x18_24x7	6	45.4	24	25.5
24x18_24x7	33	45.4	24	25.5
24x18_24x7	60	45.4	24	25.5
24x18_24x7	6	3.8	24	25.5
24x18_24x7	33	3.8	24	25.5
24x18_24x7	60	3.8	24	25.5




NOTES:
 1. Legend and border shall be direct applied Grade C reflective sheeting.
 2. Background shall be Grade C reflective sheeting.
 3. See NCDOT Standard for Logo Mileage Panels mounted under Business Panels.

LETTER POSITIONS

Letter spacings are to start of next letter										Series/Size
										Text Length
										D 2000
	G	A	S							14.5
	37.7	4.9	5.6	4.1	37.7					
	F	O	O	D						D 2000
	35.2	4.5	5.5	5.6	4.1	35.2				19.6

APPROVED: *Andrew Klimek*
 DATE: 2/1/2024

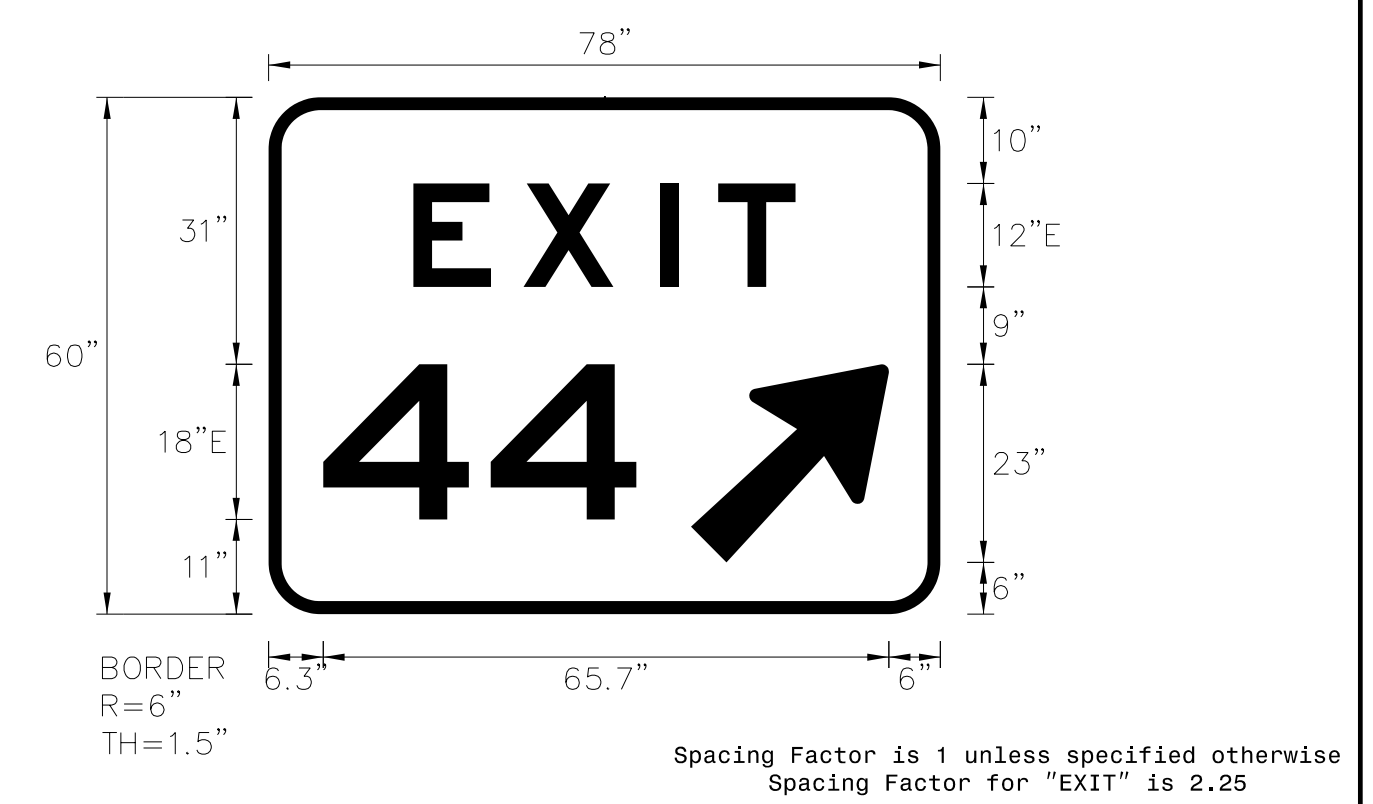


DOCUMENT NOT CONSIDERED FINAL UNLESS ALL SIGNATURES COMPLETED

SIGN NUMBER: 201
 TYPE: A
 QUANTITY: 1
 SIGN WIDTH: 6'-6"
 HEIGHT: 5'-0"
 TOTAL AREA: 32.5 Sq.Ft.
 BORDER TYPE: FLUSH
 RECESS: 0"
 WIDTH: 1.5"
 RADII: 6"
 NO. Z BARS: 2
 LENGTH: 70.0

SYMBOL	X	Y	WID	HT
Type A Arrow	49	6	18.3	29.3

DESIGN BY: TRT
 PROJECT ID: I-2513AA/AB
 CHECKED BY: NKV
 DIV: 13
 DATE: July 2023



- NOTES:
- Legend and border shall be direct applied Grade C reflective sheeting.
 - Arrow shall be Grade C reflective sheeting on 0.032" aluminum and demountable.
 - Background shall be Grade C reflective sheeting.

LETTER POSITIONS

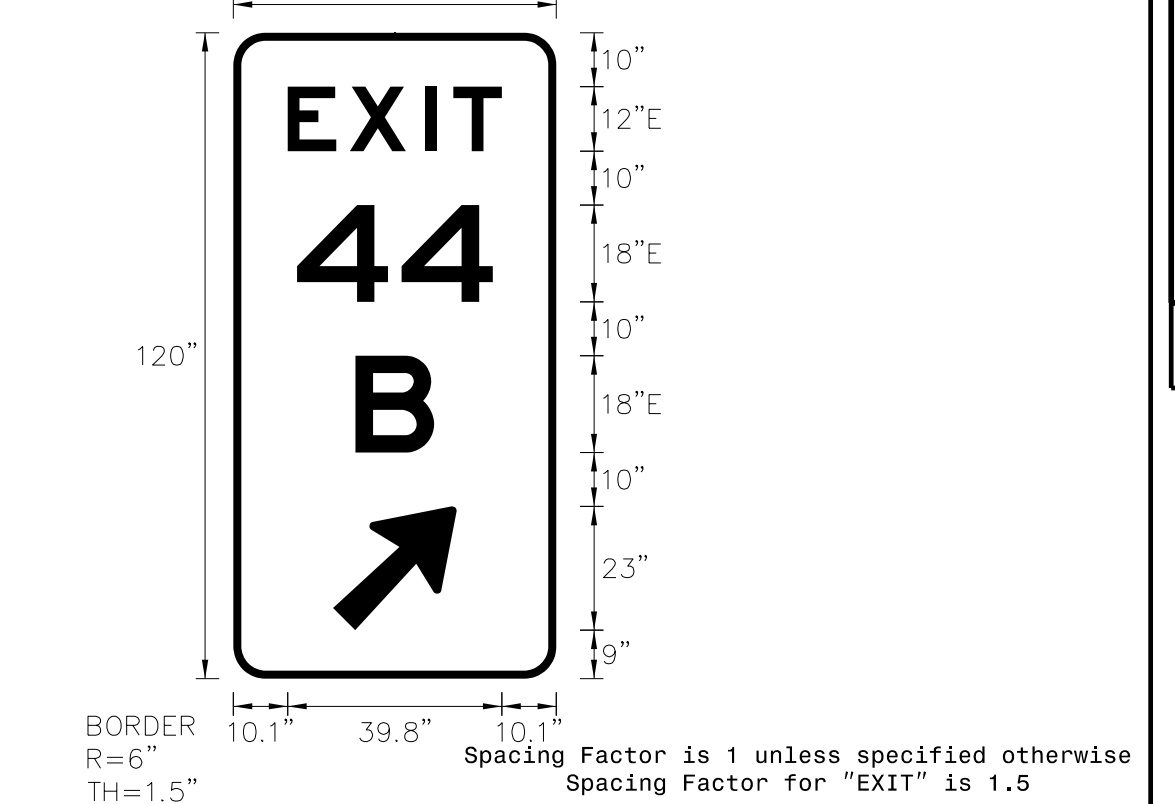
Letter spacings are to start of next letter

	E	X	I	T		Series/Size	
	16.8	12.8	15.8	6.8	9	16.8	E 2000
		4	4				44.4
	6.3	19.4	16.9	35.3			E 2000
							36.4

SIGN NUMBER: 202
 TYPE: A
 QUANTITY: 1
 SIGN WIDTH: 5'-0"
 HEIGHT: 10'-0"
 TOTAL AREA: 50.0 Sq.Ft.
 BORDER TYPE: FLUSH
 RECESS: 0"
 WIDTH: 1.5"
 RADII: 6"
 NO. Z BARS: 3
 LENGTH: 52.0

SYMBOL	X	Y	WID	HT
Type A Arrow	18.5	9	18.3	29.3

DESIGN BY: TRT
 PROJECT ID: I-2513AA/AB
 CHECKED BY: NKV
 DIV: 13
 DATE: July 2023



- NOTES:
- Legend and border shall be direct applied Grade C reflective sheeting.
 - Arrow shall be Grade C reflective sheeting on 0.032" aluminum and demountable.
 - Background shall be Grade C reflective sheeting.

LETTER POSITIONS

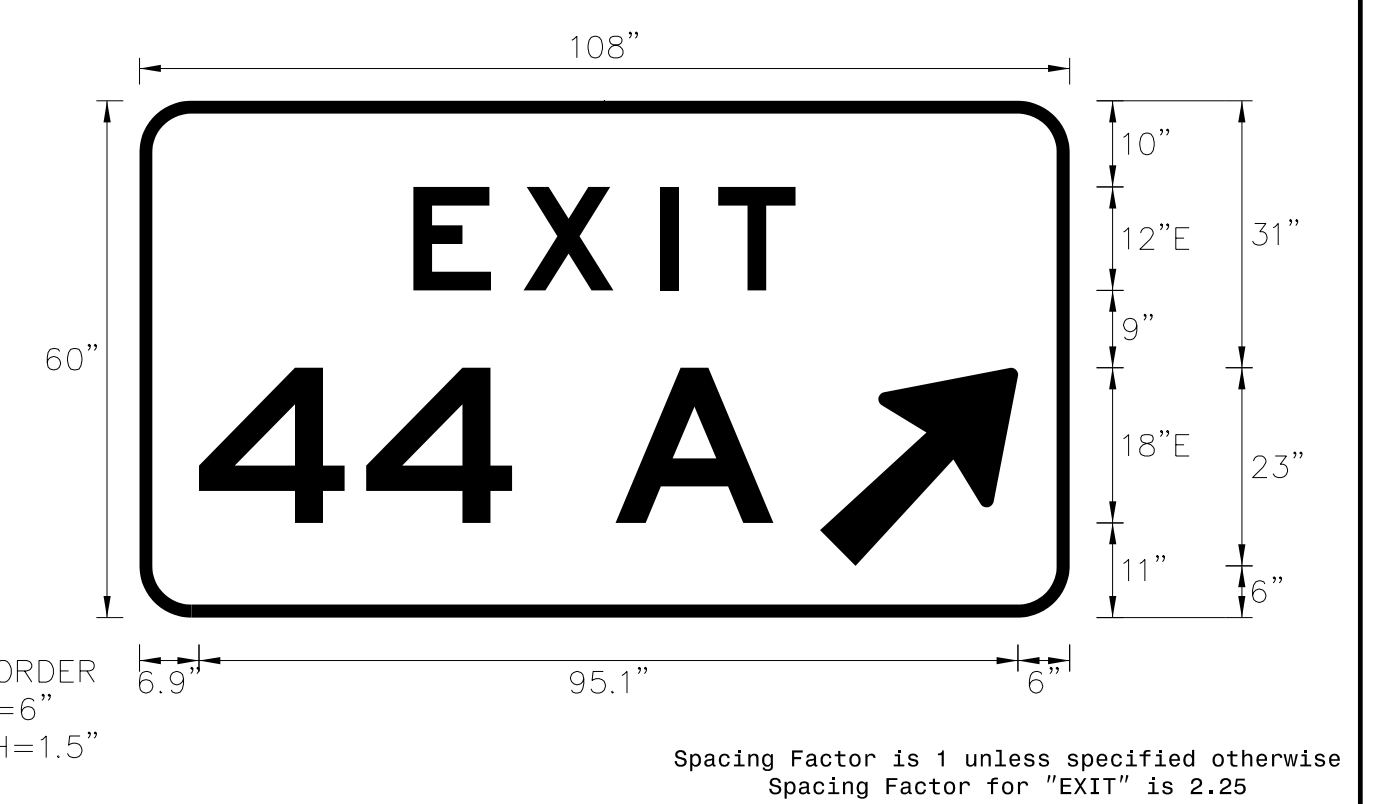
Letter spacings are to start of next letter

	E	X	I	T		Series/Size	
	10.1	11.5	14	5.2	9	10.1	E 2000
		4	4				39.8
	11.8	19.4	16.9	11.8			E 2000
							36.4
							E 2000
							14.6

SIGN NUMBER: 203A
 TYPE: A
 QUANTITY: 1
 SIGN WIDTH: 9'-0"
 HEIGHT: 5'-0"
 TOTAL AREA: 45.0 Sq.Ft.
 BORDER TYPE: FLUSH
 RECESS: 0"
 WIDTH: 1.5"
 RADII: 6"
 NO. Z BARS: 2
 LENGTH: 100.0

SYMBOL	X	Y	WID	HT
Type A Arrow	79	6	18.3	29.3

DESIGN BY: TRT
 PROJECT ID: I-2513AA/AB
 CHECKED BY: NKV
 DIV: 13
 DATE: July 2023



- NOTES:
- Legend and border shall be direct applied black non-reflective sheeting.
 - Arrow shall be Grade C reflective sheeting on 0.032" aluminum and demountable.
 - Background shall be Grade C reflective sheeting.

LETTER POSITIONS

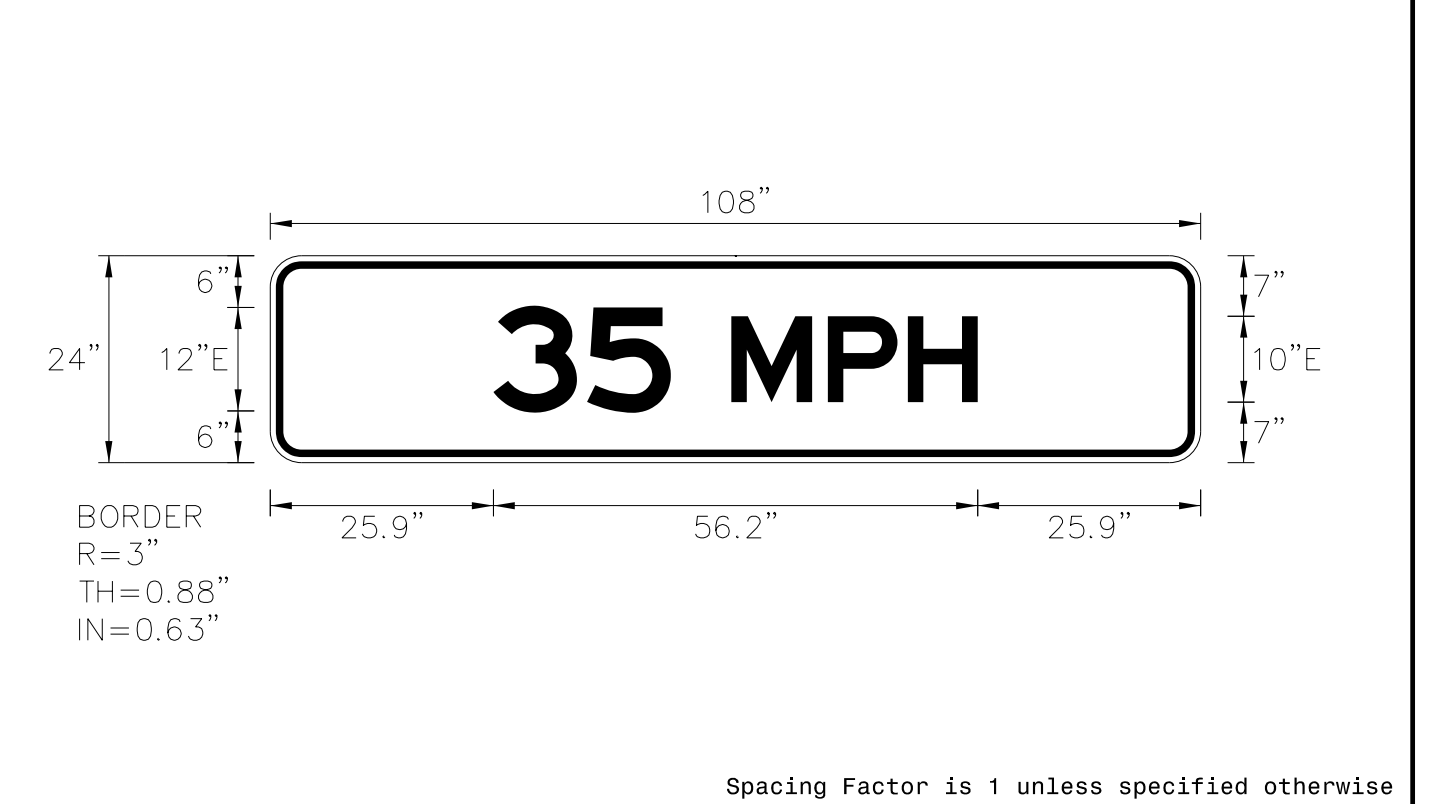
Letter spacings are to start of next letter

	E	X	I	T		Series/Size	
	31.8	12.8	15.8	6.8	9	31.8	E 2000
		4	4			A	44.4
	6.9	19.4	16.9	12	18.4	34.4	E 2000
							66.7

SIGN NUMBER: 203B
 TYPE: B
 QUANTITY: 1
 SIGN WIDTH: 9'-0"
 HEIGHT: 2'-0"
 TOTAL AREA: 18.0 Sq.Ft.
 BORDER TYPE: RECESSED
 RECESS: 0.63"
 WIDTH: 0.88"
 RADII: 3"
 NO. Z BARS: 2
 LENGTH: 100.0

SYMBOL	X	Y	WID	HT

DESIGN BY: TRT
 PROJECT ID: I-2513AA/AB
 CHECKED BY: NKV
 DIV: 13
 DATE: July 2023




- NOTES:
- Legend and border shall be direct applied black non-reflective sheeting.
 - Background shall be Grade C reflective sheeting.
 - Use Mounting Method II.

LETTER POSITIONS

Letter spacings are to start of next letter

	3	5	M	P	H		Series/Size		
	25.9	10.9	9.7	7	11.2	9.3	8.1	25.9	E 2000
									56.2

APPROVED: *Andrew Klinski*
 DATE: 2/1/2024



DOCUMENT NOT CONSIDERED FINAL
 UNLESS ALL SIGNATURES COMPLETED

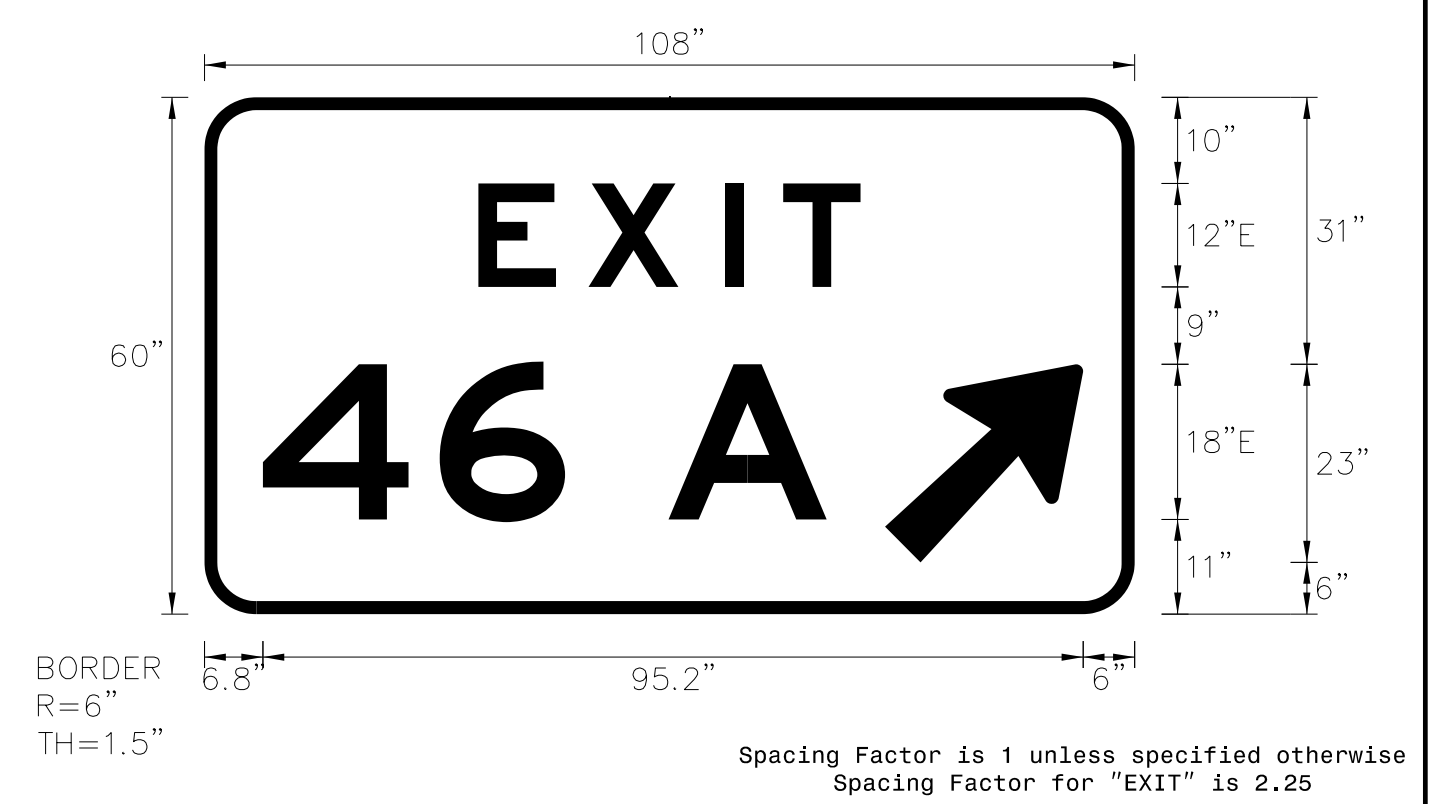
SIGN NUMBER: 204
 TYPE: A
 QUANTITY: 1
 SIGN WIDTH: 9'-0"
 HEIGHT: 5'-0"
 TOTAL AREA: 45.0 Sq.Ft.
 BORDER TYPE: FLUSH
 RECESS: 0"
 WIDTH: 1.5"
 RADII: 6"
 NO. Z BARS: 2
 LENGTH: 100.0

BACKG COLOR: Green
 COPY COLOR: White

SYMBOL	X	Y	WID	HT
Type A Arrow	79	6	18.3	29.3

MAT'L: 0.125" ALUMINUM

DESIGN BY: TRT
 PROJECT ID: I-2513AB
 CHECKED BY: NKV
 DIV: 13
 DATE: July 2023



NOTES:
 1. Legend and border shall be direct applied Grade C reflective sheeting.
 2. Arrow shall be Grade C reflective sheeting on 0.032" aluminum and demountable.
 3. Background shall be Grade C reflective sheeting.

LETTER POSITIONS

Letter spacings are to start of next letter

	E	X	I	T		Series/Size	
	31.8	12.8	15.8	6.8	9	31.8	E 2000
		4	6		A		44.4
	6.8	20.5	14.6	12	18.4	35.8	E 2000
							65.5

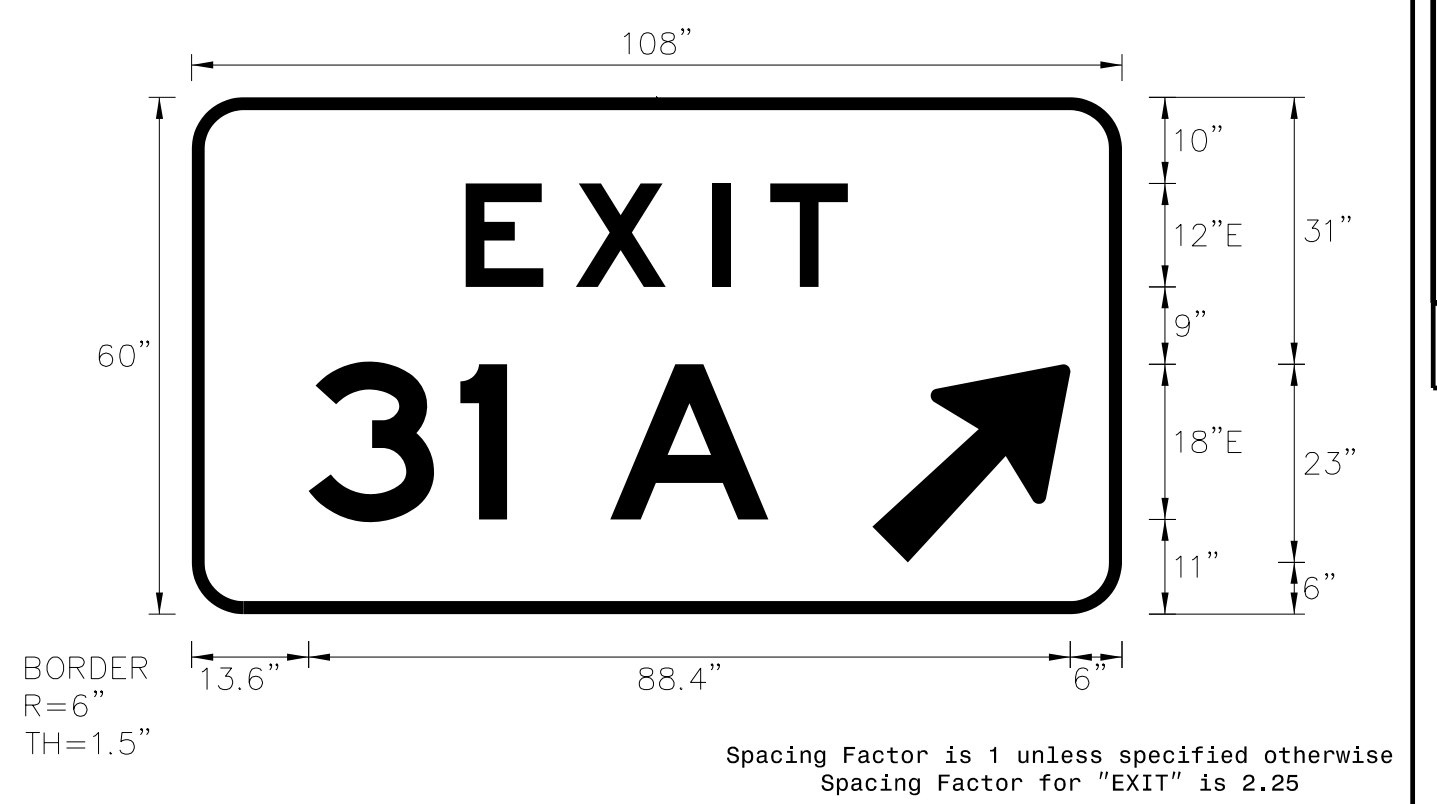
SIGN NUMBER: 205
 TYPE: A
 QUANTITY: 1
 SIGN WIDTH: 9'-0"
 HEIGHT: 5'-0"
 TOTAL AREA: 45.0 Sq.Ft.
 BORDER TYPE: FLUSH
 RECESS: 0"
 WIDTH: 1.5"
 RADII: 6"
 NO. Z BARS: 2
 LENGTH: 100.0

BACKG COLOR: Green
 COPY COLOR: White

SYMBOL	X	Y	WID	HT
Type A Arrow	79	6	18.3	29.3

MAT'L: 0.125" ALUMINUM

DESIGN BY: TRT
 PROJECT ID: I-2513AA/AB
 CHECKED BY: NKV
 DIV: 13
 DATE: July 2023



NOTES:
 1. Legend and border shall be direct applied Grade C reflective sheeting.
 2. Arrow shall be Grade C reflective sheeting on 0.032" aluminum and demountable.
 3. Background shall be Grade C reflective sheeting.

LETTER POSITIONS

Letter spacings are to start of next letter

	E	X	I	T		Series/Size	
	31.8	12.8	15.8	6.8	9	31.8	E 2000
		3	1		A		44.4
	13.6	17.6	5.4	12	18.4	41	E 2000
							53.4

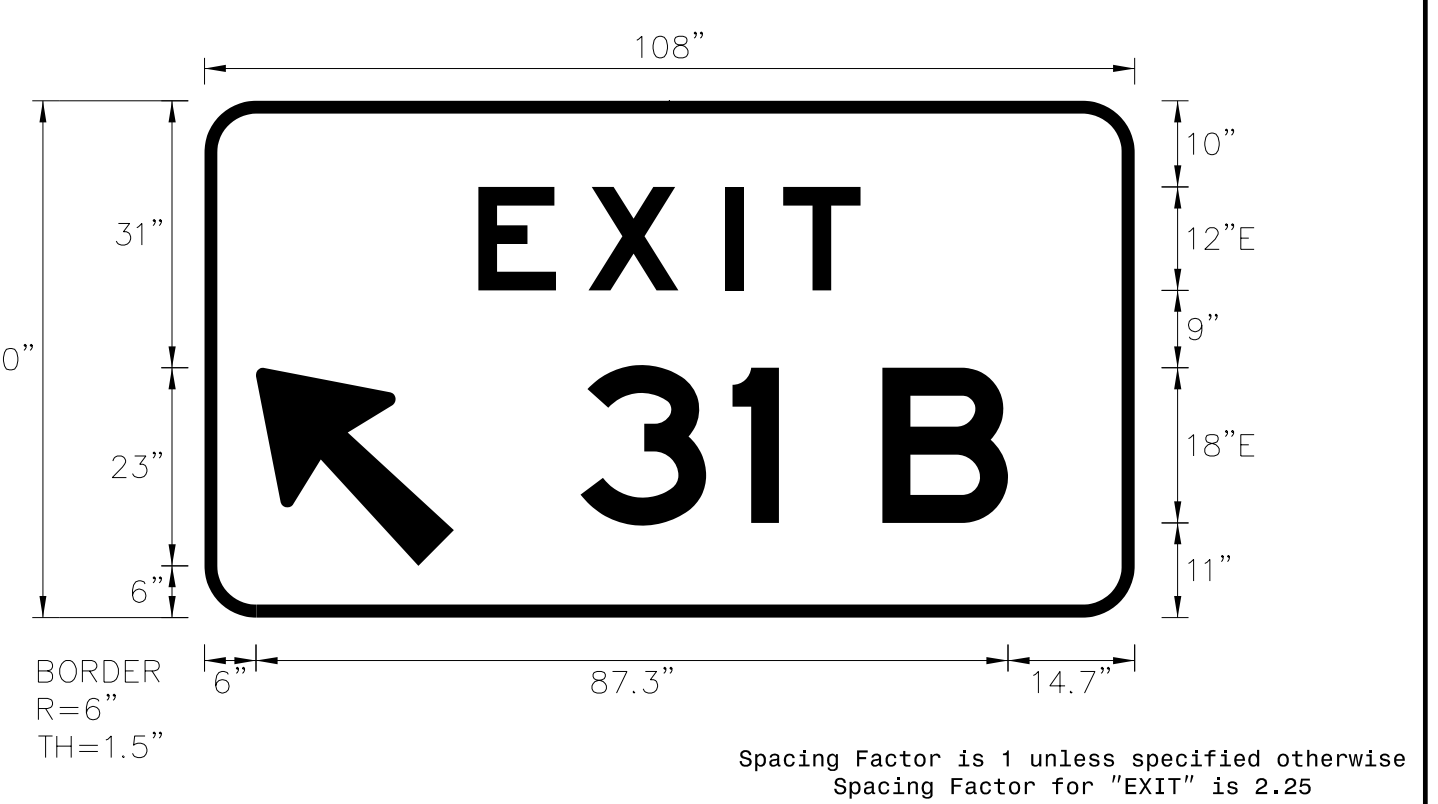
SIGN NUMBER: 206
 TYPE: A
 QUANTITY: 1
 SIGN WIDTH: 9'-0"
 HEIGHT: 5'-0"
 TOTAL AREA: 45.0 Sq.Ft.
 BORDER TYPE: FLUSH
 RECESS: 0"
 WIDTH: 1.5"
 RADII: 6"
 NO. Z BARS: 2
 LENGTH: 100.0

BACKG COLOR: Green
 COPY COLOR: White

SYMBOL	X	Y	WID	HT
Type A Arrow	6	6	18.3	29.3

MAT'L: 0.125" ALUMINUM

DESIGN BY: TRT
 PROJECT ID: I-2513AA/AB
 CHECKED BY: NKV
 DIV: 13
 DATE: July 2023



NOTES:
 1. Legend and border shall be direct applied Grade C reflective sheeting.
 2. Arrow shall be Grade C reflective sheeting on 0.032" aluminum and demountable.
 3. Background shall be Grade C reflective sheeting.

LETTER POSITIONS

Letter spacings are to start of next letter

	E	X	I	T		Series/Size	
	31.8	12.8	15.8	6.8	9	31.8	E 2000
		3	1		B		44.4
	43.7	17.6	5.4	12	14.6	14.7	E 2000
							49.6

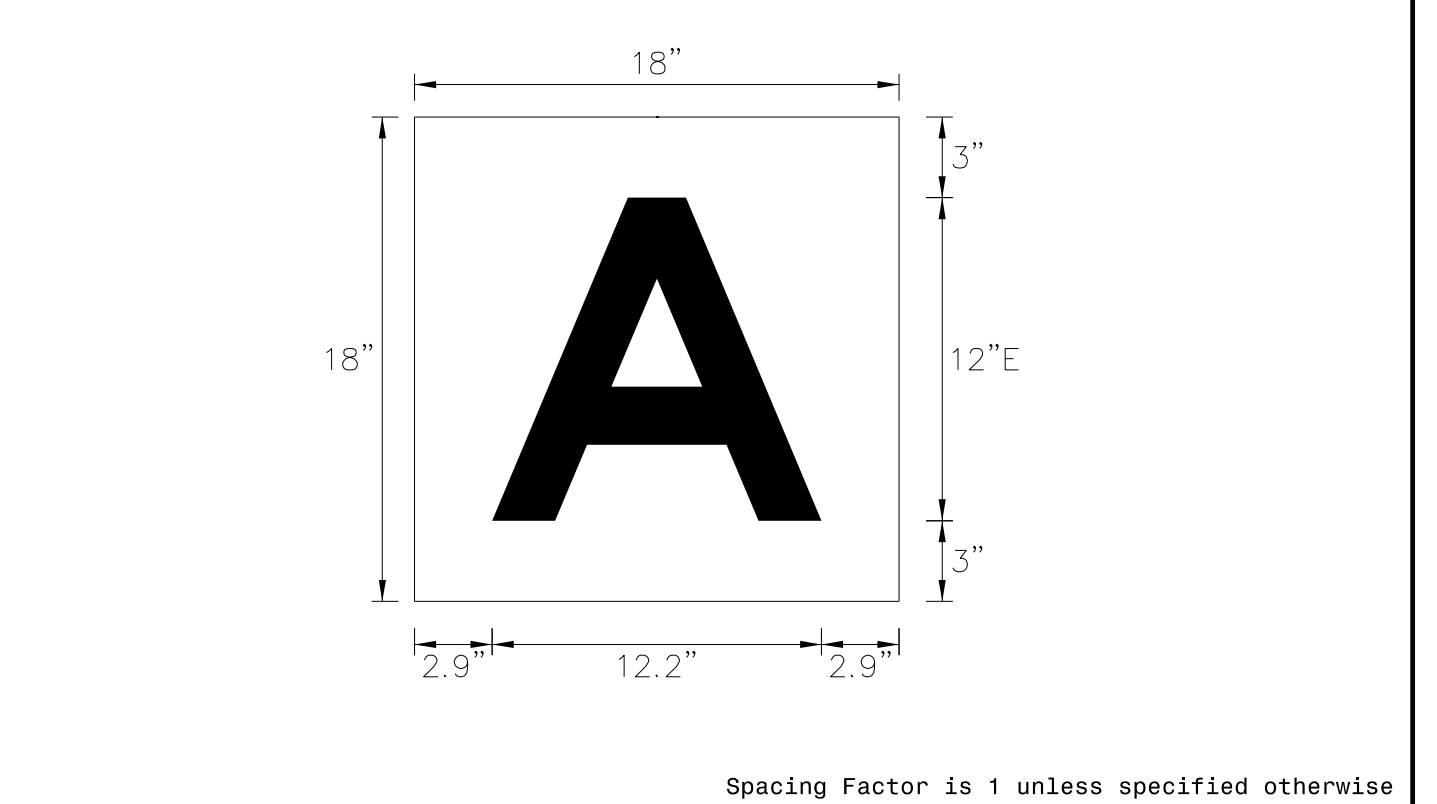
SIGN NUMBER: 601
 TYPE: OVERLAY
 QUANTITY: 1
 SIGN WIDTH: 1'-6"
 HEIGHT: 1'-6"
 TOTAL AREA: 2.3 Sq.Ft.
 BORDER TYPE: N/A
 RECESS: N/A
 WIDTH: N/A
 RADII: N/A
 NO. Z BARS: N/A
 LENGTH: N/A

BACKG COLOR: Green
 COPY COLOR: White

SYMBOL	X	Y	WID	HT
Type A Arrow	6	6	18.3	29.3

MAT'L: 0.063" ALUMINUM

DESIGN BY: TRT
 PROJECT ID: I-2513AA/AB
 CHECKED BY: NKV
 DIV: 13
 DATE: July 2023




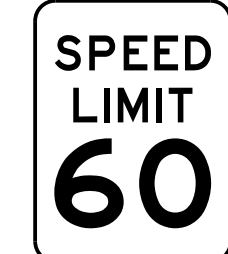









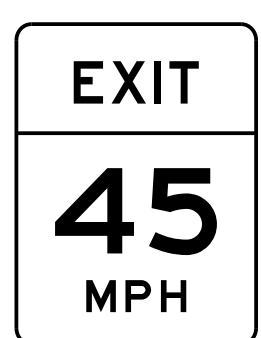


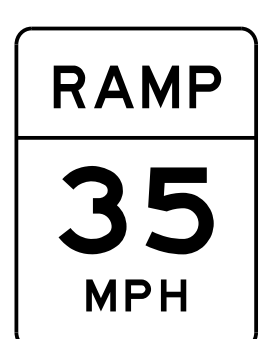





NOTES:
 1. Legend shall be direct applied Grade C reflective sheeting.
 2. Background shall be Grade C reflective sheeting.

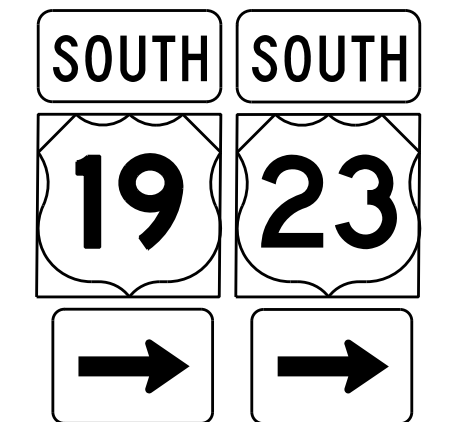








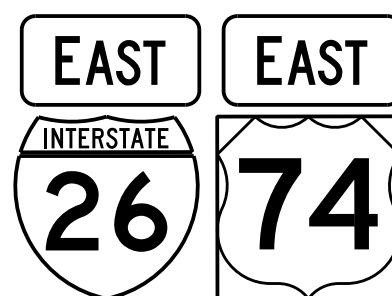








LETTER POSITIONS


Letter spacings are to start of next letter

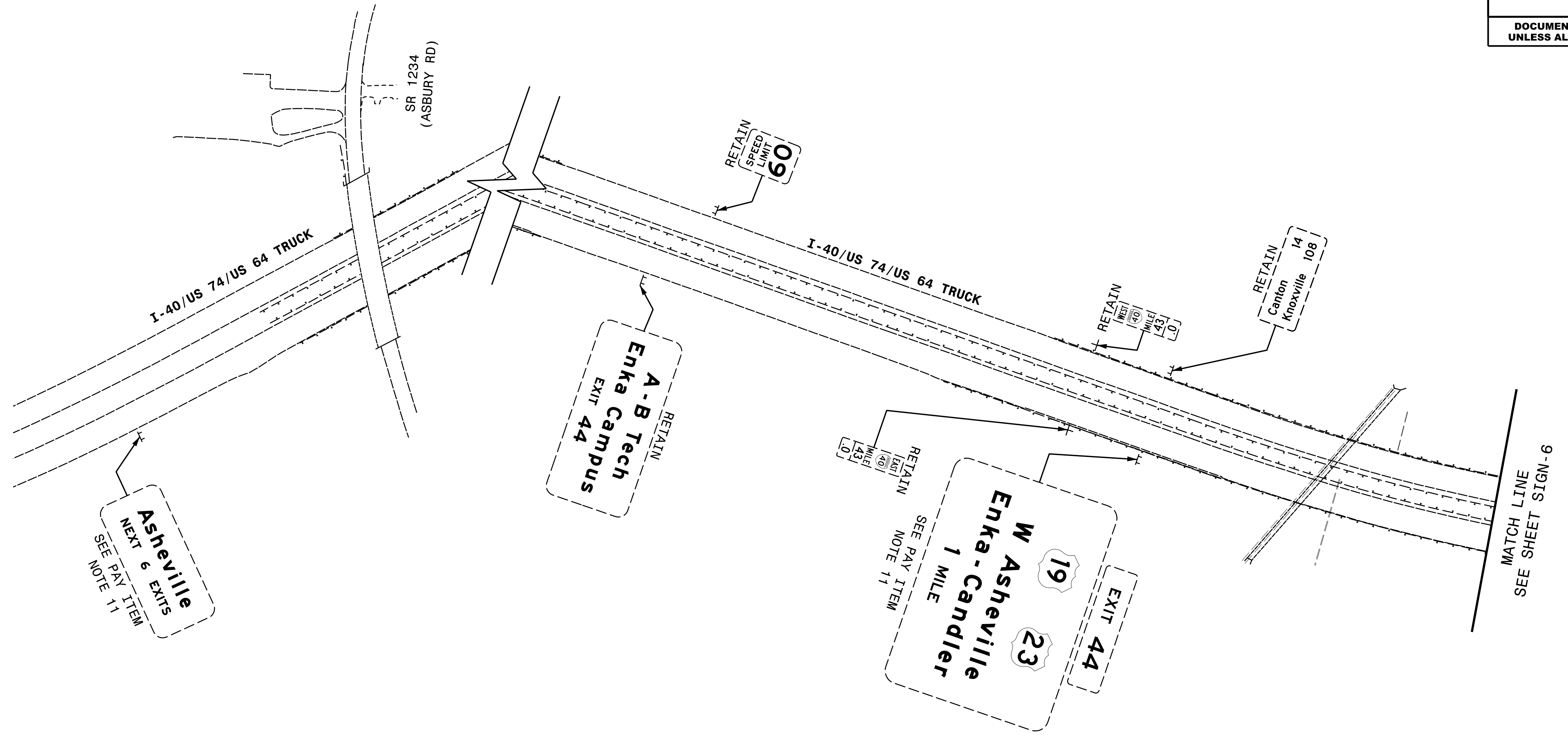
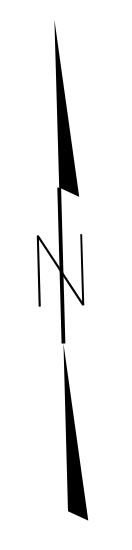
	A		Series/Size	
	2.9	12.2	2.9	E 2000
				12.2


<p>401 QUANTITY REQ'D 2</p>  <p>48" X 48" W4-3</p> <p>TWO U-CHANNEL SUPPORTS PER SIGN</p>	<p>406 QUANTITY REQ'D 4</p>  <p>36" X 36" R5-1</p> <p>ONE U-CHANNEL SUPPORT PER SIGN</p>	<p>411 QUANTITY REQ'D 3</p>  <p>48" X 60" R2-1</p> <p>TWO U-CHANNEL SUPPORTS PER SIGN</p>	<p>417 QUANTITY REQ'D 1</p>  <p>48" X 60" R2-1</p> <p>TWO U-CHANNEL SUPPORTS PER SIGN</p>	<p>412 QUANTITY REQ'D 5</p>  <p>30" X 36" W1-8 (R)</p> <p>ONE U-CHANNEL SUPPORT PER SIGN INSTALLATION HEIGHT: BOTTOM OF SIGN SHALL BE 4 FEET ABOVE THE EDGE OF TRAVEL LANE ELEVATION (LEFT EDGELINE OF RAMP) ALL OTHER PORTIONS OF ROADWAY STANDARD DRAWING 904.50 APPLY</p>
<p>402 QUANTITY REQ'D 3</p>  <p>24" X 30" R4-7</p> <p>ONE U-CHANNEL SUPPORT PER SIGN</p>	<p>407 QUANTITY REQ'D 2</p>  <p>36" X 24" R5-1a</p> <p>ONE U-CHANNEL SUPPORT PER SIGN</p>	<p>413 QUANTITY REQ'D 1</p>  <p>48" X 48" W9-1(L)</p> <p>TWO U-CHANNEL SUPPORTS PER SIGN</p>	<p>418 QUANTITY REQ'D 1</p>  <p>36" X 36" W9-1(L)</p> <p>BARRIER MOUNTED</p>	
<p>403 QUANTITY REQ'D 3</p>  <p>18" X 18" OM1-3</p> <p>MOUNTED BELOW SIGN 402 IN 2 INSTALLATIONS</p>	<p>408 QUANTITY REQ'D 1</p>  <p>48" X 48" W4-1</p> <p>TWO U-CHANNEL SUPPORTS PER SIGN</p>	<p>414 QUANTITY REQ'D 1</p>  <p>48" X 48" W4-2(L)</p> <p>TWO U-CHANNEL SUPPORTS PER SIGN</p>		
<p>404 QUANTITY REQ'D 1</p>  <p>54" X 18" R6-1(L)</p> <p>TWO U-CHANNEL SUPPORTS PER SIGN</p>	<p>409 QUANTITY REQ'D 1</p>  <p>36" X 48" W13-2</p> <p>TWO U-CHANNEL SUPPORTS PER SIGN</p>	<p>415 QUANTITY REQ'D 1</p>  <p>42" X 30" R5-1a</p> <p>TWO U-CHANNEL SUPPORTS PER SIGN</p>		
<p>405 QUANTITY REQ'D 1</p>  <p>54" X 18" R6-1(R)</p> <p>TWO U-CHANNEL SUPPORTS PER SIGN</p>	<p>410 QUANTITY REQ'D 1</p>  <p>36" X 48" W13-3</p> <p>TWO U-CHANNEL SUPPORTS PER SIGN</p>	<p>416 QUANTITY REQ'D 1</p>  <p>36" X 36" W4-2(L)</p> <p>BARRIER MOUNTED</p>		

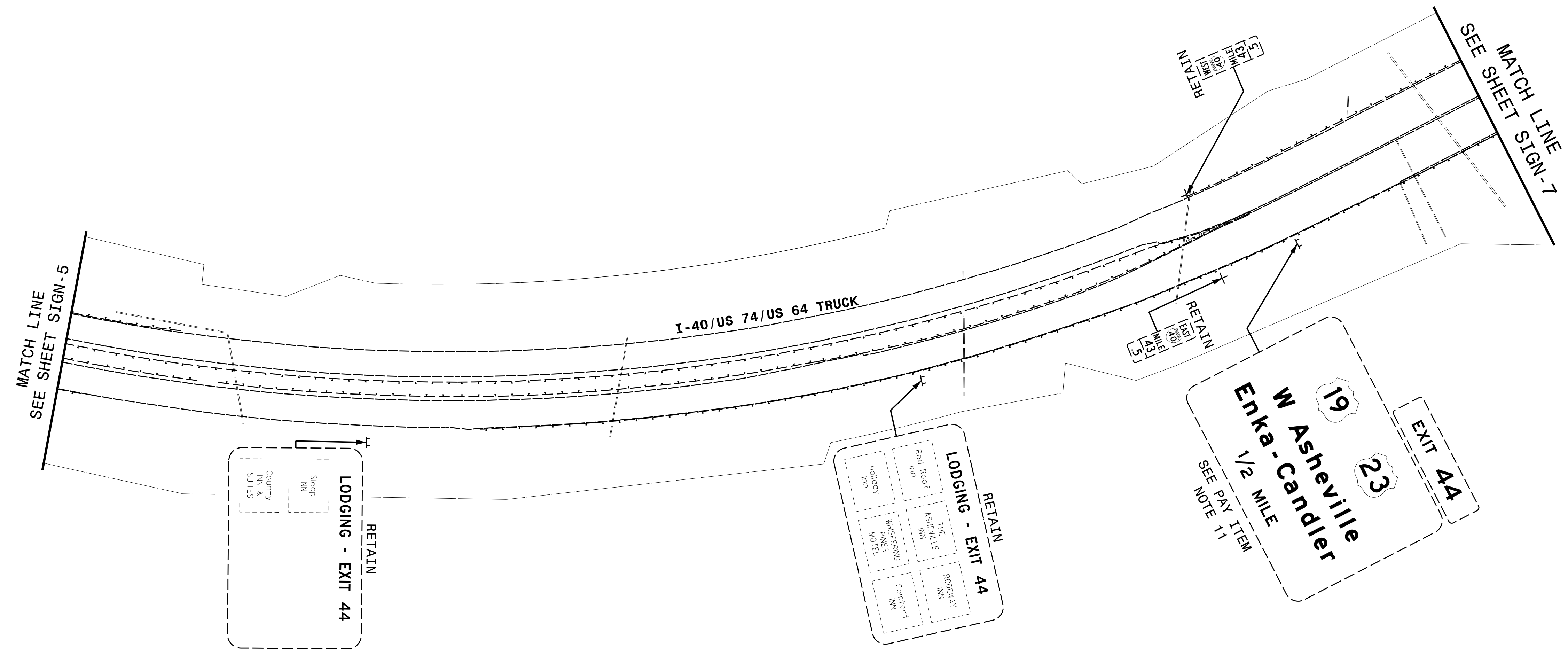
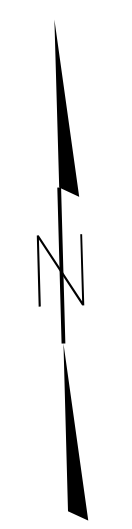
PROJECT REFERENCE NO. I-2513AA/AB	SHEET NO. SIGN-4P
APPROVED: 	
DATE: 2/1/2024	
SEAL	
	
DOCUMENT NOT CONSIDERED FINAL UNLESS ALL SIGNATURES COMPLETED	


501		507		QUANTITY REQ'D 1	QUANTITY REQ'D 1			PROJECT REFERENCE NO. I - 2513AA/AB	SHEET NO. SIGN-4Q
 <p>2 - 24" X 12" 2 - 24" X 24" 2 - 21" X 15"</p> <p>TWO U-CHANNEL SUPPORTS PER ASSEMBLY</p>		 <p>1 - 36" X 18" 1 - 36" X 36"</p> <p>TWO U-CHANNEL SUPPORTS PER ASSEMBLY</p>		 <p>18" x 54" D10-4</p> <p>ONE U-CHANNEL SUPPORT PER ASSEMBLY</p>	 <p>18" x 54" D10-4</p> <p>ONE U-CHANNEL SUPPORT PER ASSEMBLY</p>			APPROVED:  DATE: 2/1/2024	 SEAL 403II ENGINEER ANDREW D. KLIMSİK NORTH CAROLINA PROFESSIONAL SEAL
 <p>2 - 24" X 12" 2 - 24" X 24" 2 - 21" X 15"</p> <p>TWO U-CHANNEL SUPPORTS PER ASSEMBLY</p>			 <p>18" x 54" D10-4</p> <p>ONE U-CHANNEL SUPPORT PER ASSEMBLY</p>	 <p>18" x 60" D10-5</p> <p>ONE U-CHANNEL SUPPORT PER ASSEMBLY</p>					
 <p>2 - 36" X 18" 2 - 36" X 36"</p> <p>TWO U-CHANNEL SUPPORTS PER ASSEMBLY</p>			 <p>18" x 60" D10-5</p> <p>ONE U-CHANNEL SUPPORT PER ASSEMBLY</p>	 <p>18" x 60" D10-5</p> <p>ONE U-CHANNEL SUPPORT PER ASSEMBLY</p>					
 <p>1 - 24" X 12" 1 - 24" X 12" 1 - 24" X 24" 1 - 21" X 15"</p> <p>ONE U-CHANNEL SUPPORT PER ASSEMBLY</p>			 <p>18" x 60" D10-5</p> <p>ONE U-CHANNEL SUPPORT PER ASSEMBLY</p>	 <p>18" x 60" D10-5</p> <p>ONE U-CHANNEL SUPPORT PER ASSEMBLY</p>					
 <p>1 - 24" X 12" 1 - 24" X 12" 1 - 24" X 24" 1 - 21" X 15"</p> <p>ONE U-CHANNEL SUPPORT PER ASSEMBLY</p>			 <p>18" x 54" D10-4</p> <p>ONE U-CHANNEL SUPPORT PER ASSEMBLY</p>	 <p>18" x 60" D10-5</p> <p>ONE U-CHANNEL SUPPORT PER ASSEMBLY</p>					

PROJECT REFERENCE NO.	SHEET NO.
I-2513AA/AB	SIGN-5
APPROVED: <i>Andrew Klimek</i>	
DATE: 2/1/2024	
SEAL	
	
DOCUMENT NOT CONSIDERED FINAL UNLESS ALL SIGNATURES COMPLETED	

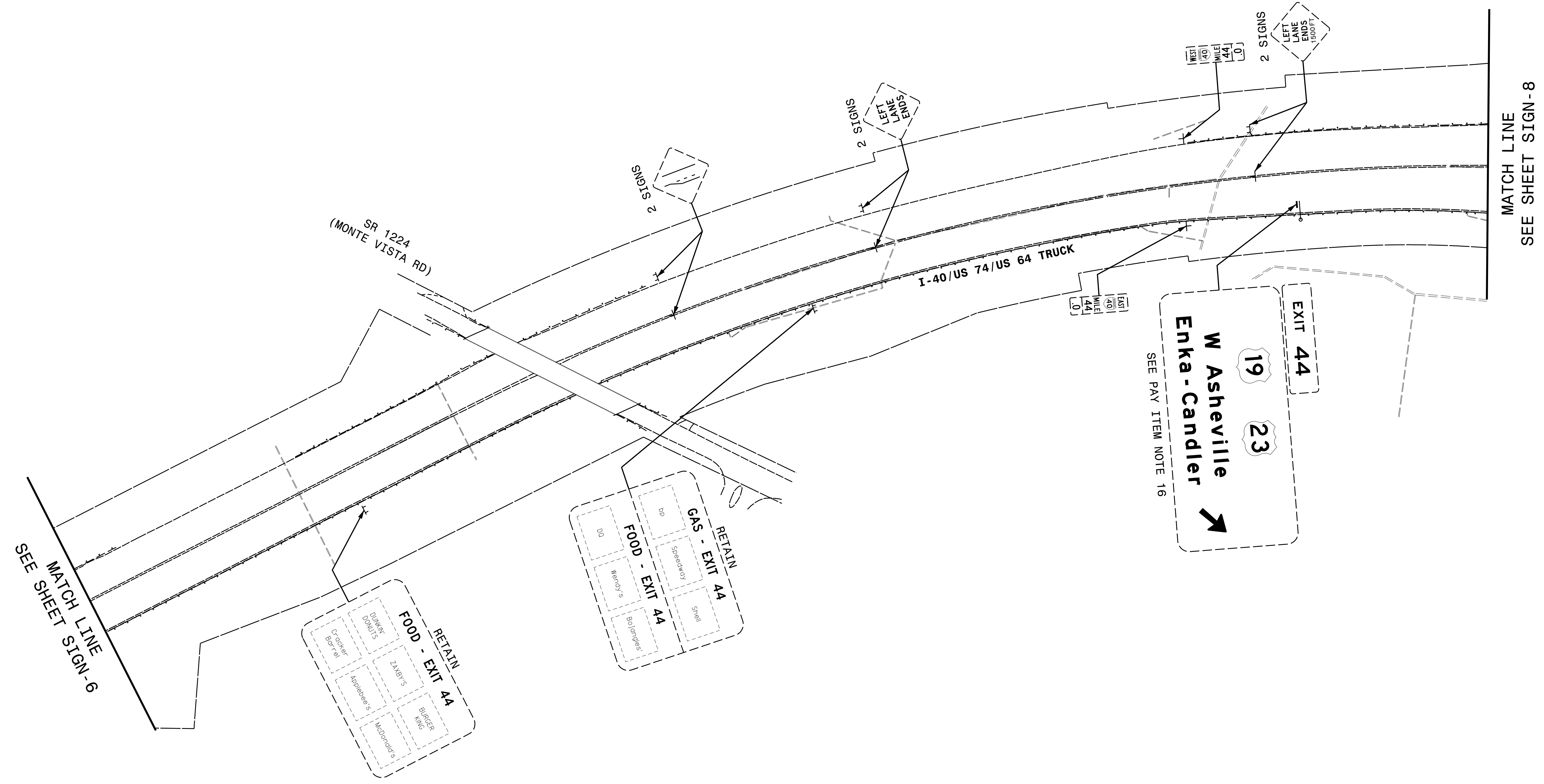


PROJECT REFERENCE NO.	SHEET NO.
I-2513AA/AB	SIGN-6
APPROVED: <i>Andrew Klueck</i>	
DATE: 2/1/2024	
SEAL	
	
DOCUMENT NOT CONSIDERED FINAL UNLESS ALL SIGNATURES COMPLETED	

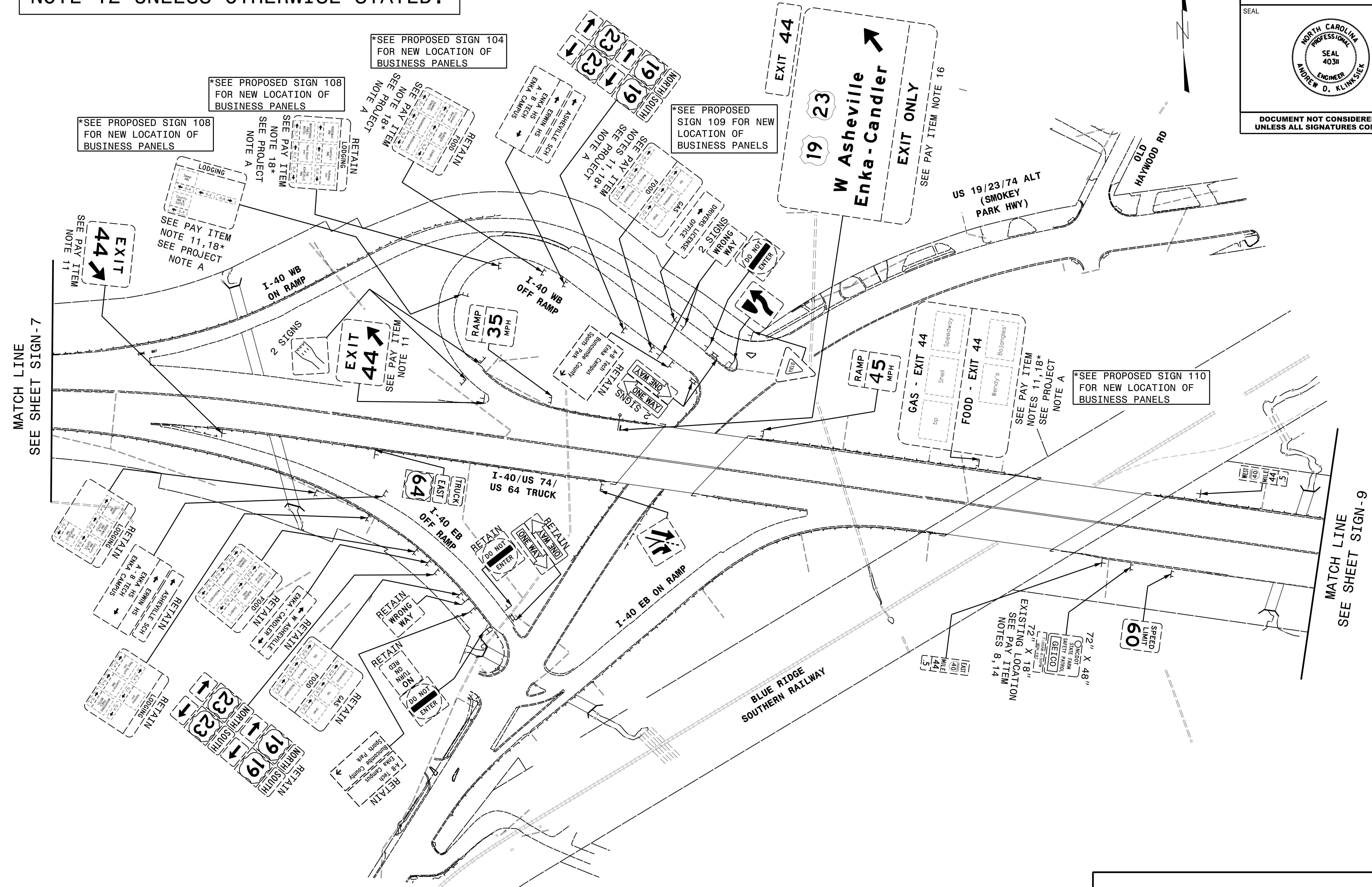


PROJECT REFERENCE NO.	SHEET NO.
I-2513AA/AB	SIGN-7
APPROVED: <i>Andrew Klueck</i>	
DATE: 2/1/2024	
SEAL	
	
DOCUMENT NOT CONSIDERED FINAL UNLESS ALL SIGNATURES COMPLETED	

ALL SIGNS THIS SHEET SEE PAY ITEM
NOTE 12 UNLESS OTHERWISE STATED.




ALL SIGNS THIS SHEET SEE PAY ITEM
NOTE 12 UNLESS OTHERWISE STATED.



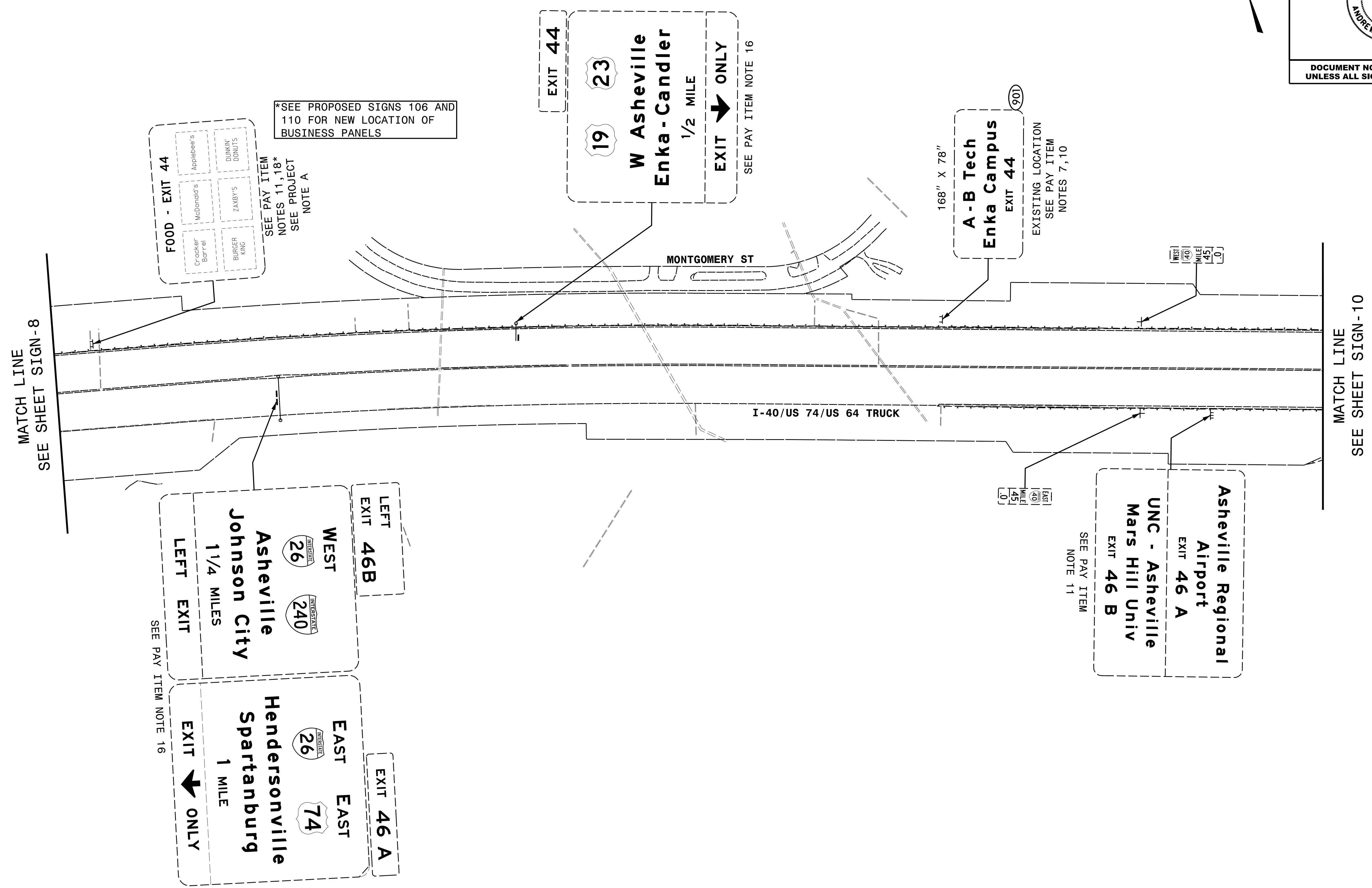
MATCH LINE
SEE SHEET SIGN-7

MATCH LINE
SEE SHEET SIGN-9


**EXISTING SIGNING
I-40**

PROJECT REFERENCE NO. I-2513AA/AB	SHEET NO. SIGN-9
APPROVED: <i>Andrew Klueck</i> 13078F84596E44B...	
DATE: 2/1/2024	
SEAL 	
DOCUMENT NOT CONSIDERED FINAL UNLESS ALL SIGNATURES COMPLETED	

ALL SIGNS THIS SHEET SEE PAY ITEM NOTE 12 UNLESS OTHERWISE STATED.



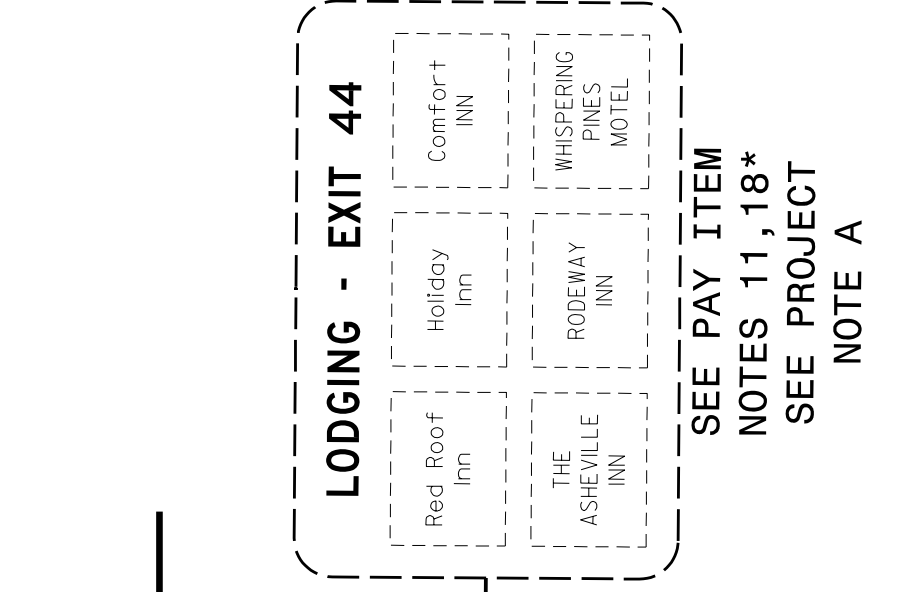
EXISTING SIGNING
I-40

PROJECT REFERENCE NO. I-2513AA/AB	SHEET NO. SIGN-10
APPROVED: <i>Andrew Klueck</i> <small>23078P84598E44B</small>	
DATE: 2/1/2024	
SEAL 	
DOCUMENT NOT CONSIDERED FINAL UNLESS ALL SIGNATURES COMPLETED	

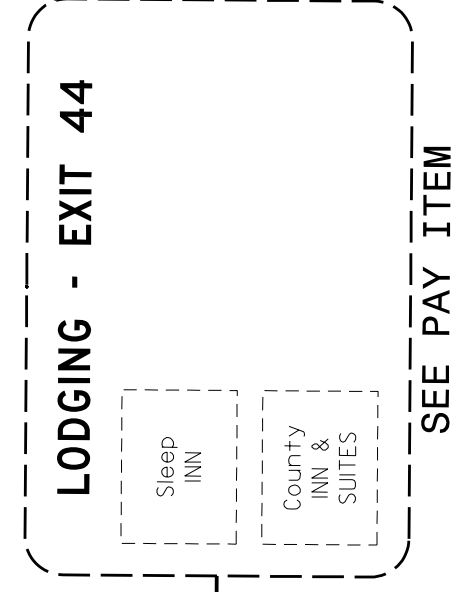
ALL SIGNS THIS SHEET SEE PAY ITEM NOTE 12 UNLESS OTHERWISE STATED.

*SEE PROPOSED SIGNS 111 AND 112 FOR NEW LOCATION OF BUSINESS PANELS

*SEE PROPOSED SIGN 111 FOR NEW LOCATION OF BUSINESS PANELS

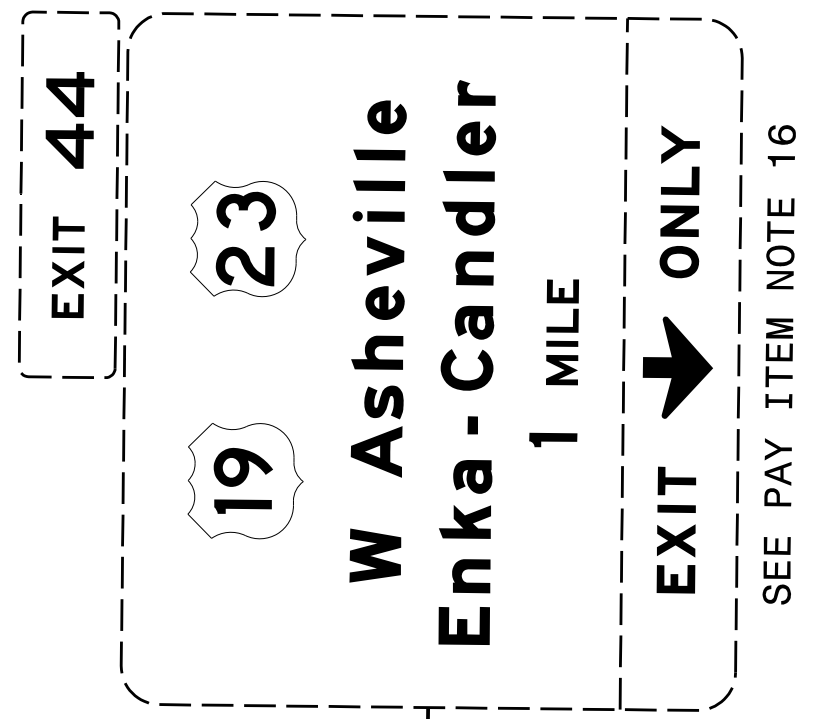


SEE PAY ITEM NOTES 11, 18* SEE PROJECT NOTE A



SEE PAY ITEM NOTES 11, 18* SEE PROJECT NOTE A

RIGHT LANE EXIT ONLY

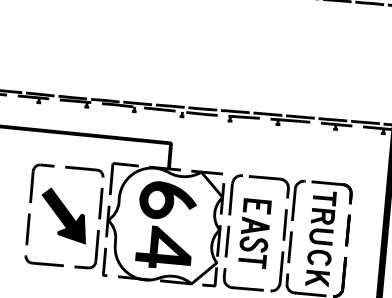
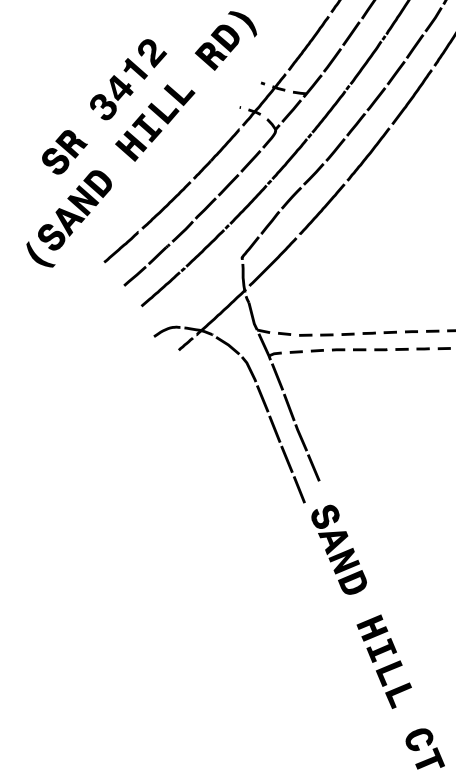
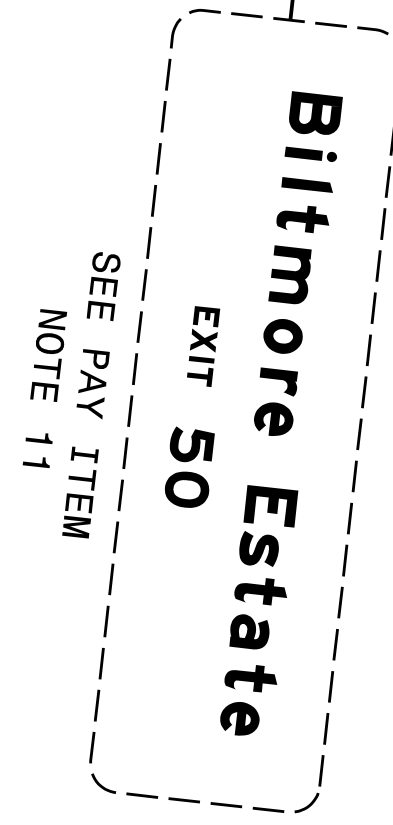

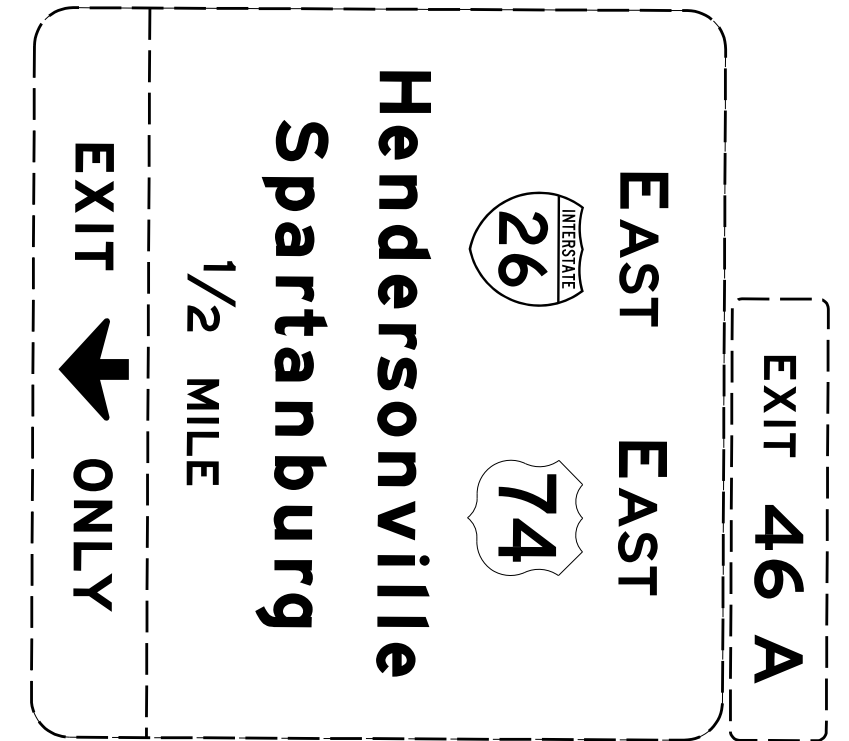

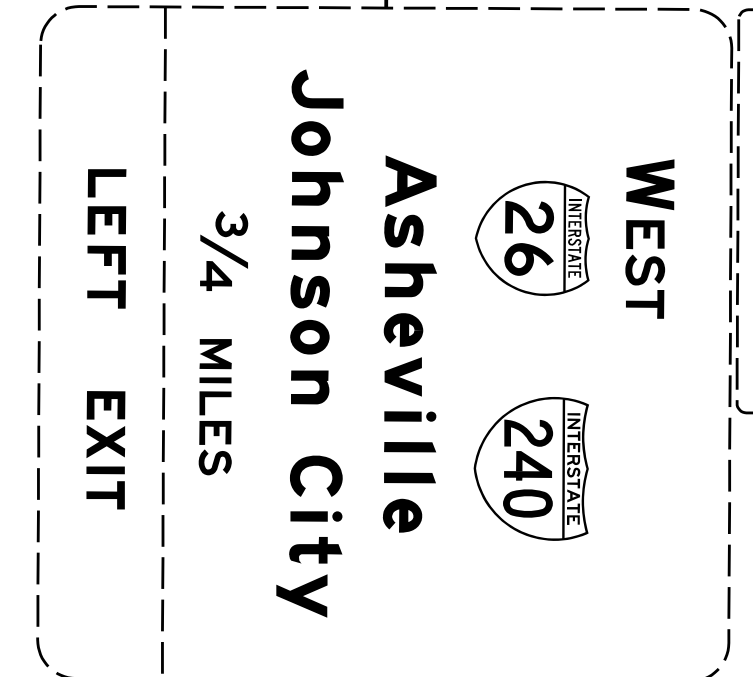


SEE PAY ITEM NOTE 16

MATCH LINE SEE SHEET SIGN-9


I-40/US 74/US 64 TRUCK

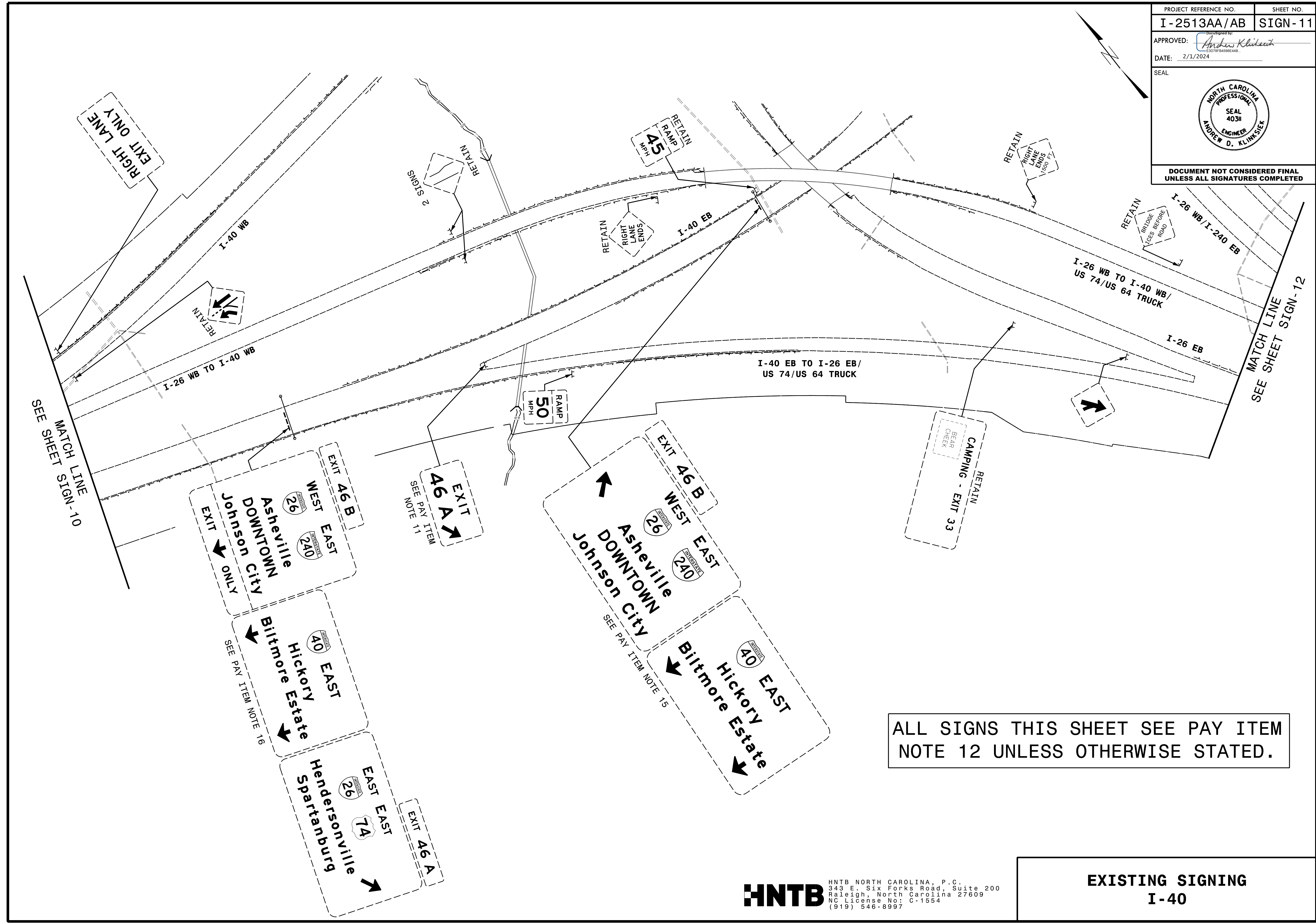
78" X 36" FENDER BENDER MOVE VEHICLE FROM ROAD EXISTING LOCATION SEE PAY ITEM NOTE 8, 14



MATCH LINE SEE SHEET SIGN-11


EXISTING SIGNING I-40

PROJECT REFERENCE NO.	SHEET NO.
I-2513AA/AB	SIGN-11
APPROVED: <i>Andrew Klueck</i>	
DATE: 2/1/2024	
SEAL	
	
DOCUMENT NOT CONSIDERED FINAL UNLESS ALL SIGNATURES COMPLETED	

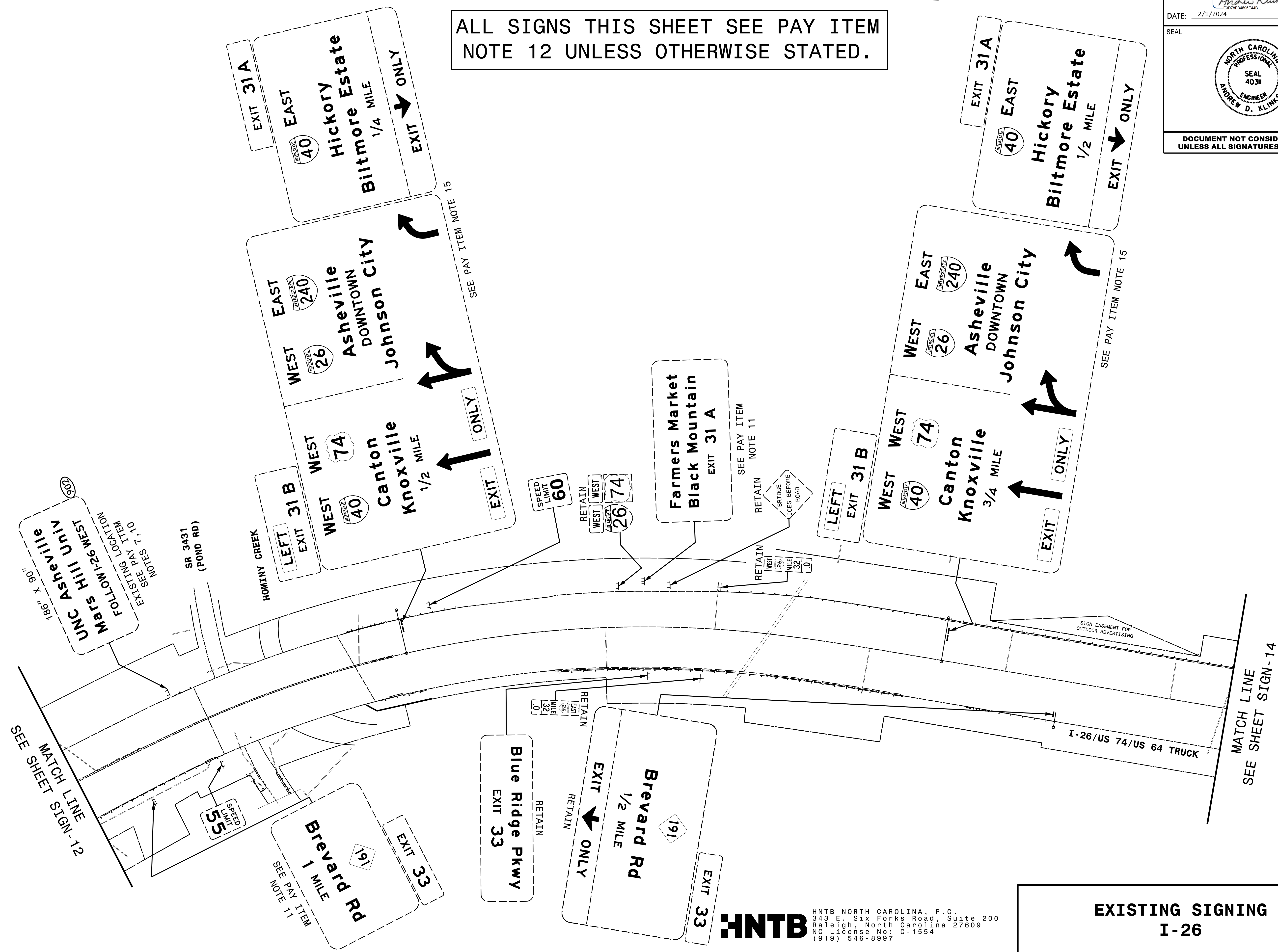


ALL SIGNS THIS SHEET SEE PAY ITEM NOTE 12 UNLESS OTHERWISE STATED.

EXISTING SIGNING
I-40

PROJECT REFERENCE NO. I-2513AA/AB	SHEET NO. SIGN-13
APPROVED: <i>Andrew Klueck</i> 13078P8459E44B	
DATE: 2/1/2024	
SEAL 	
DOCUMENT NOT CONSIDERED FINAL UNLESS ALL SIGNATURES COMPLETED	

ALL SIGNS THIS SHEET SEE PAY ITEM
NOTE 12 UNLESS OTHERWISE STATED.




SEE SHEET SIGN-12
MATCH LINE

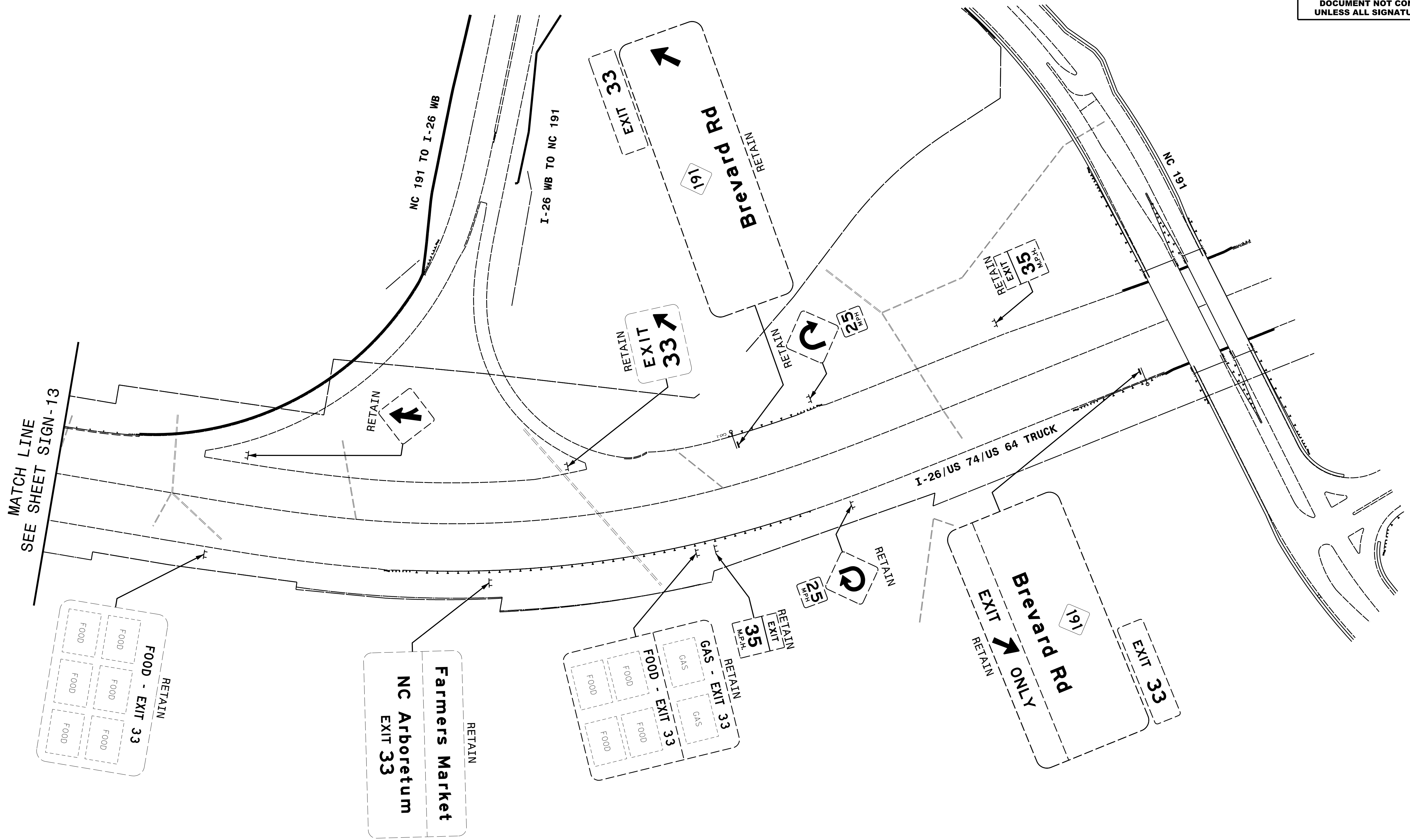
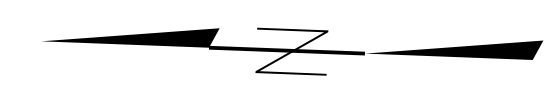
MATCH LINE
SEE SHEET SIGN-14


HNTB
HNTB NORTH CAROLINA, P.C.
343 E. Six Forks Road, Suite 200
Raleigh, North Carolina 27609
NC License No: C-1554
(919) 546-8997

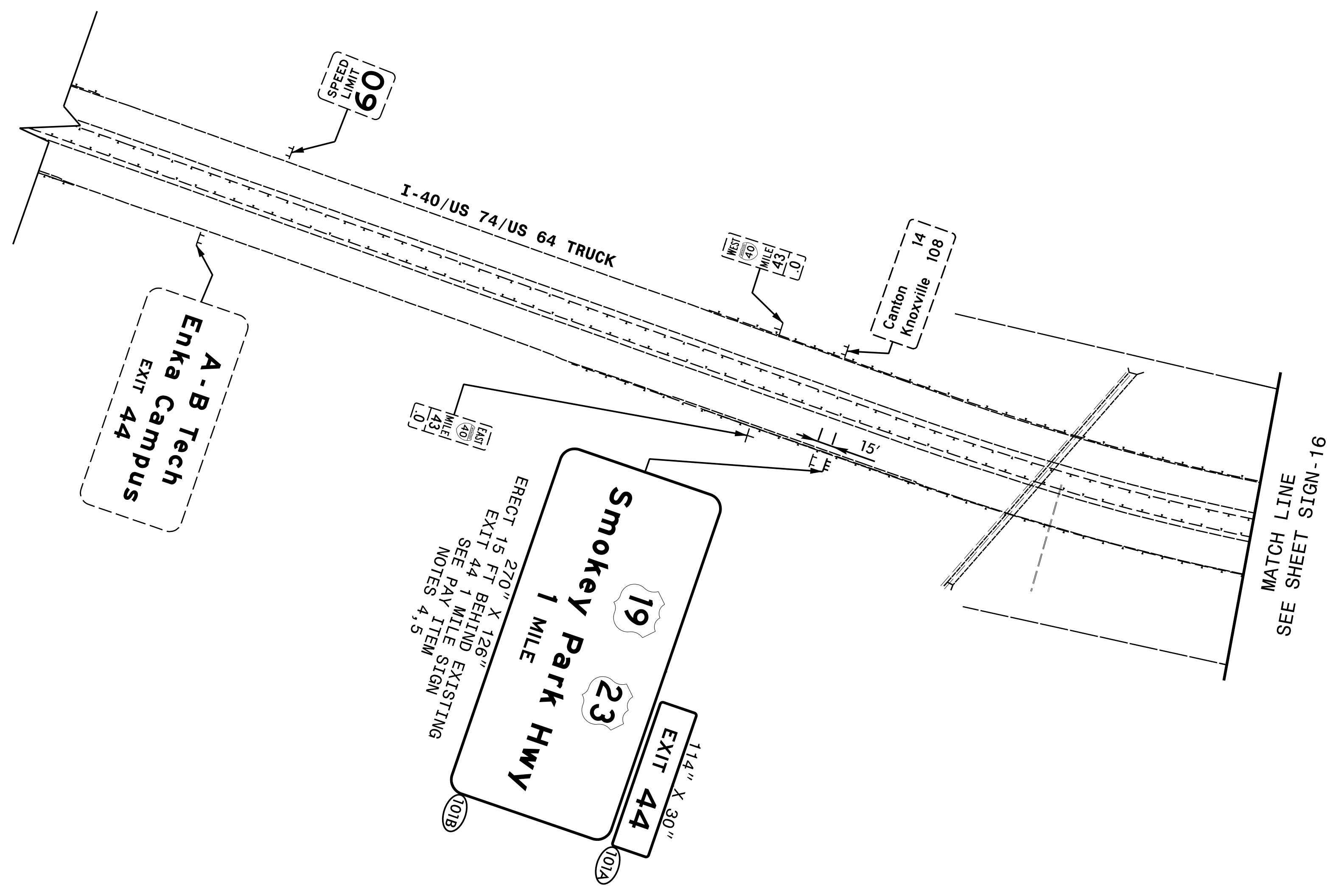
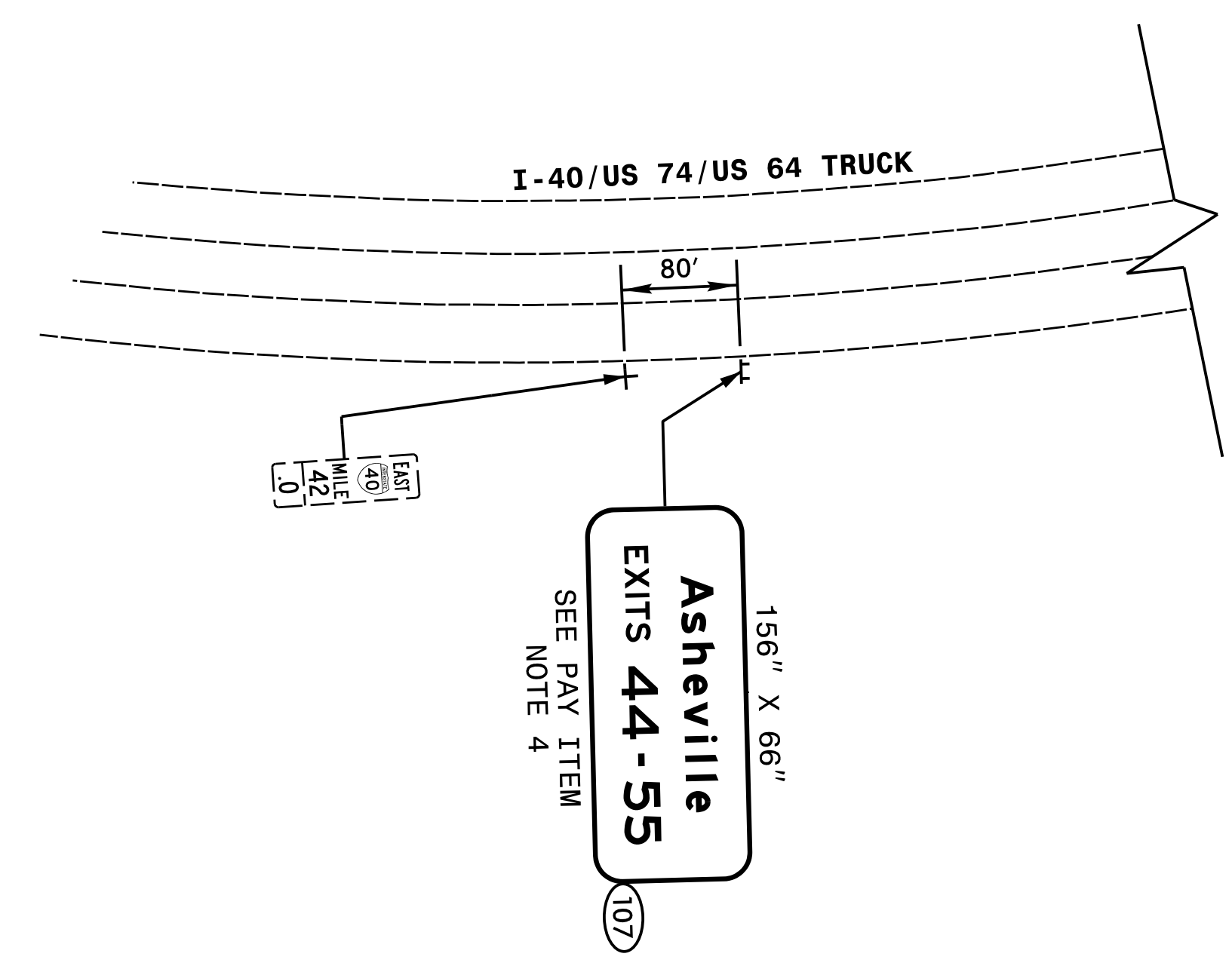
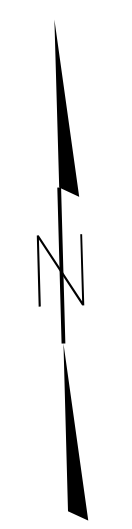
**EXISTING SIGNING
I-26**


NO SIGN WORK THIS SHEET

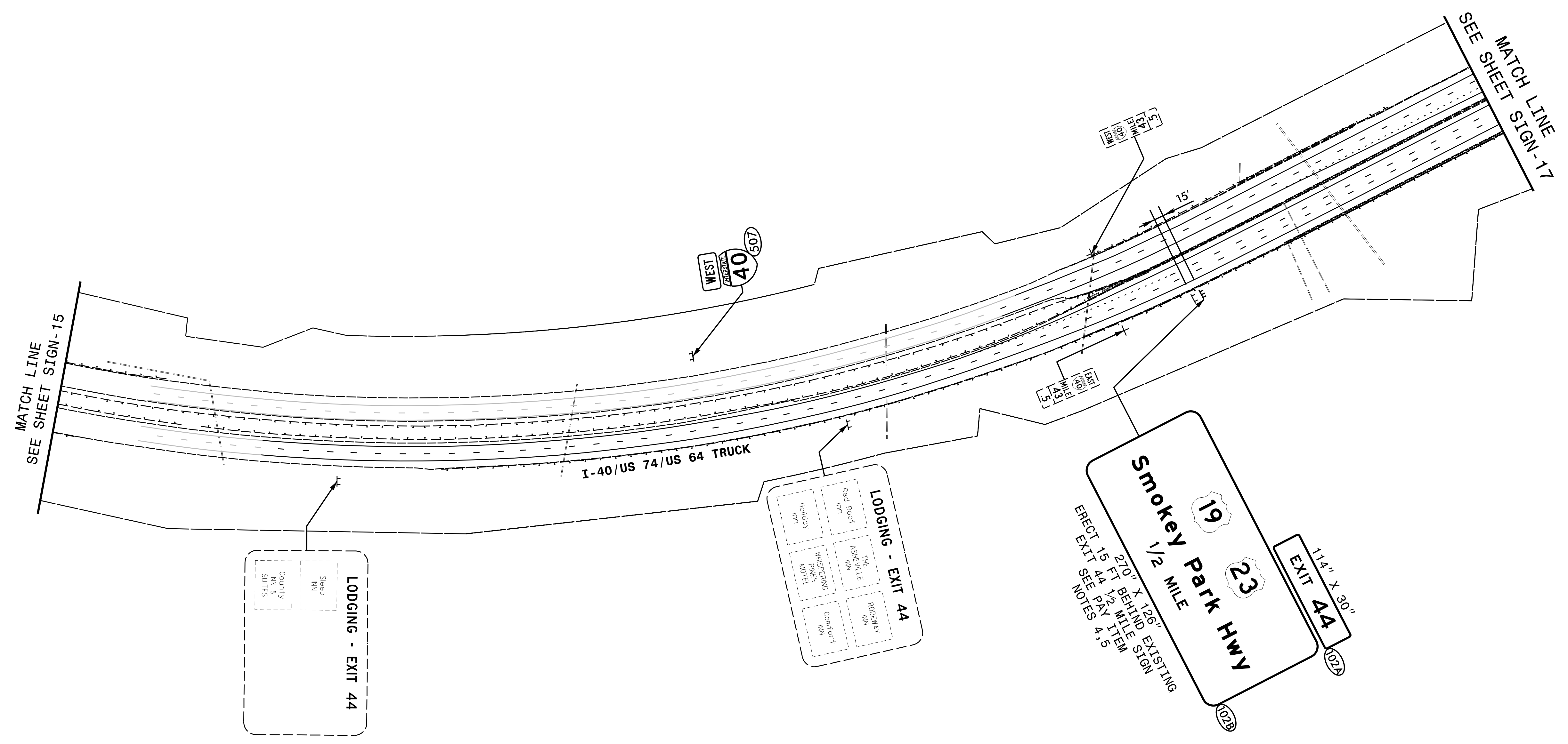
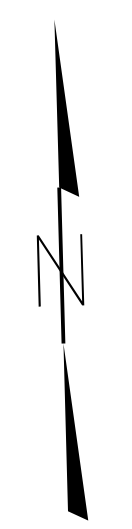
PROJECT REFERENCE NO. I-2513AA/AB	SHEET NO. SIGN-14
APPROVED: <i>Andrew Klimek</i> <small>23078F84596E44B...</small>	
DATE: 2/1/2024	
SEAL	
	
DOCUMENT NOT CONSIDERED FINAL UNLESS ALL SIGNATURES COMPLETED	




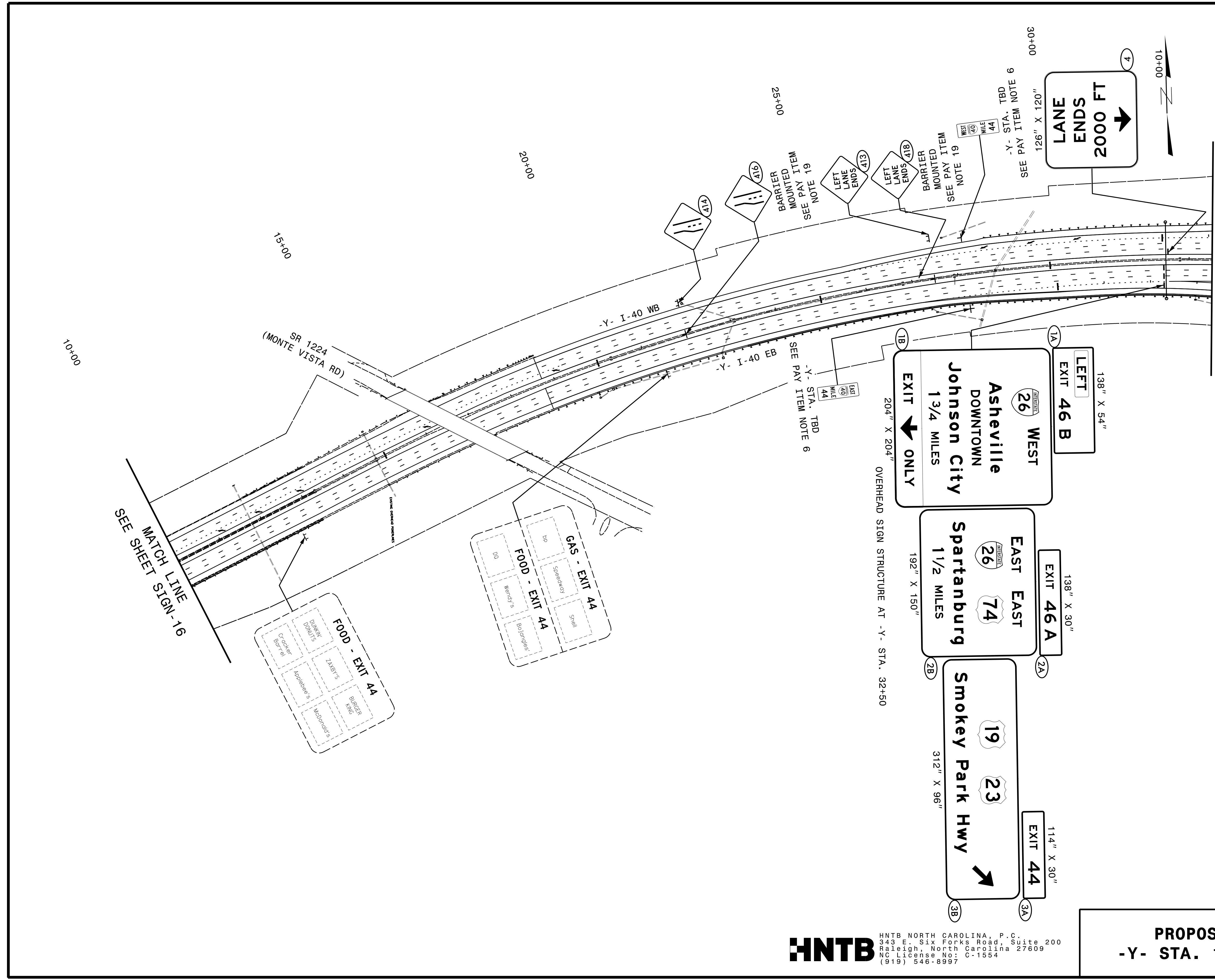
PROJECT REFERENCE NO. I-2513AA/AB	SHEET NO. SIGN-15
APPROVED: <i>Andrew Klueck</i> <small>23078F84596E44B...</small>	
DATE: 2/1/2024	
SEAL	
	
DOCUMENT NOT CONSIDERED FINAL UNLESS ALL SIGNATURES COMPLETED	



PROJECT REFERENCE NO. I-2513AA/AB	SHEET NO. SIGN-16
APPROVED: <i>Andrew Klimek</i> 2/27/2024	
DATE: 2/1/2024	
SEAL 	
DOCUMENT NOT CONSIDERED FINAL UNLESS ALL SIGNATURES COMPLETED	




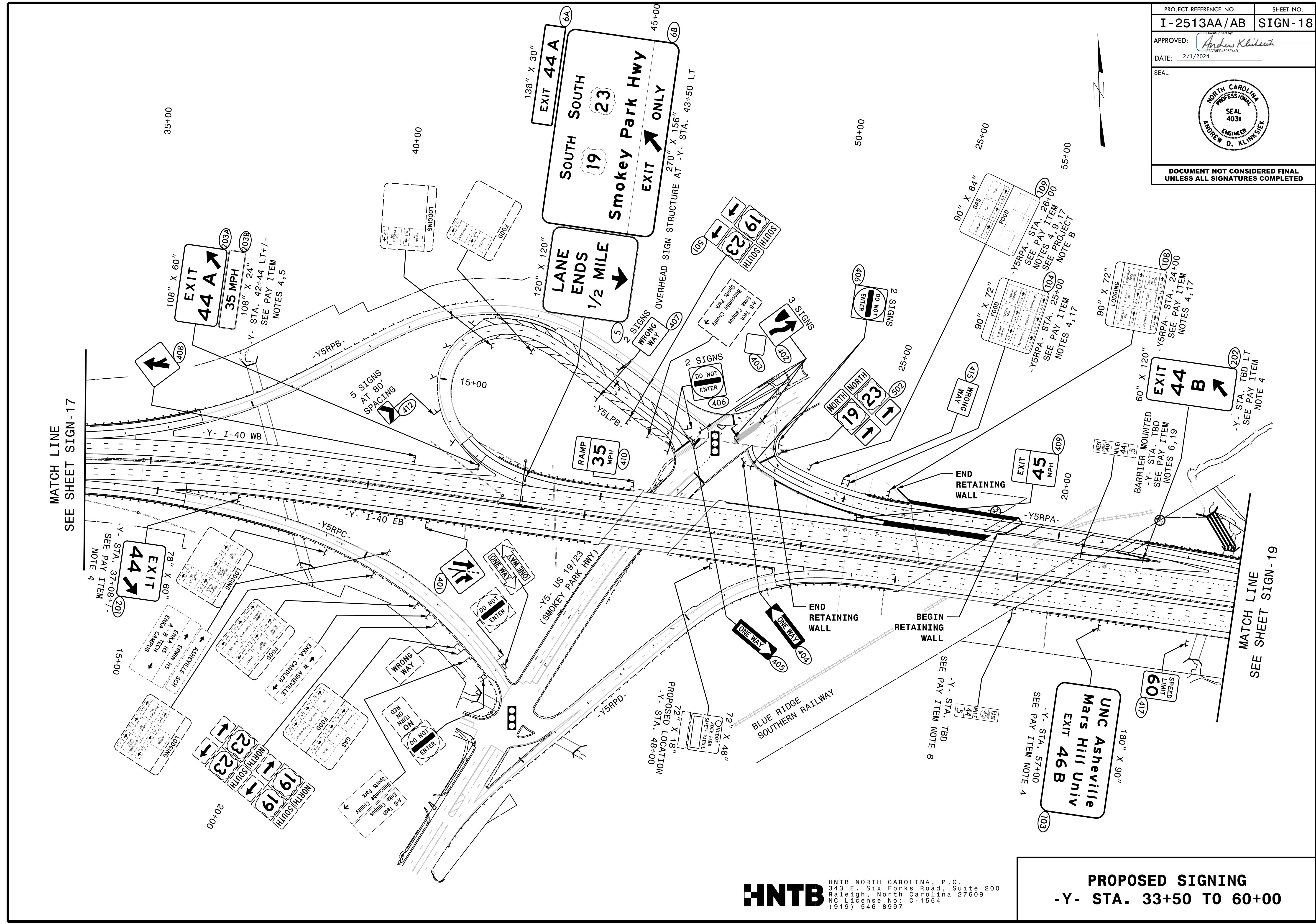
PROJECT REFERENCE NO. I-2513AA/AB	SHEET NO. SIGN-17
APPROVED: <i>Andrew Klueck</i> 1307894598E44B	
DATE: 2/1/2024	
SEAL 	
DOCUMENT NOT CONSIDERED FINAL UNLESS ALL SIGNATURES COMPLETED	



HNTB HNTB NORTH CAROLINA, P.C.
343 E. Six Forks Road, Suite 200
Raleigh, North Carolina 27609
NC License No: C-1554
(919) 546-8997

PROPOSED SIGNING
-Y- STA. 10+00 TO 33+00

PROJECT REFERENCE NO.	SHEET NO.
I-2513AA/AB	SIGN-18
APPROVED:	DESIGNED BY:
DATE: 2/1/2024	ANDREW KLIMSIK
SEAL	
	
DOCUMENT NOT CONSIDERED FINAL UNLESS ALL SIGNATURES COMPLETED	




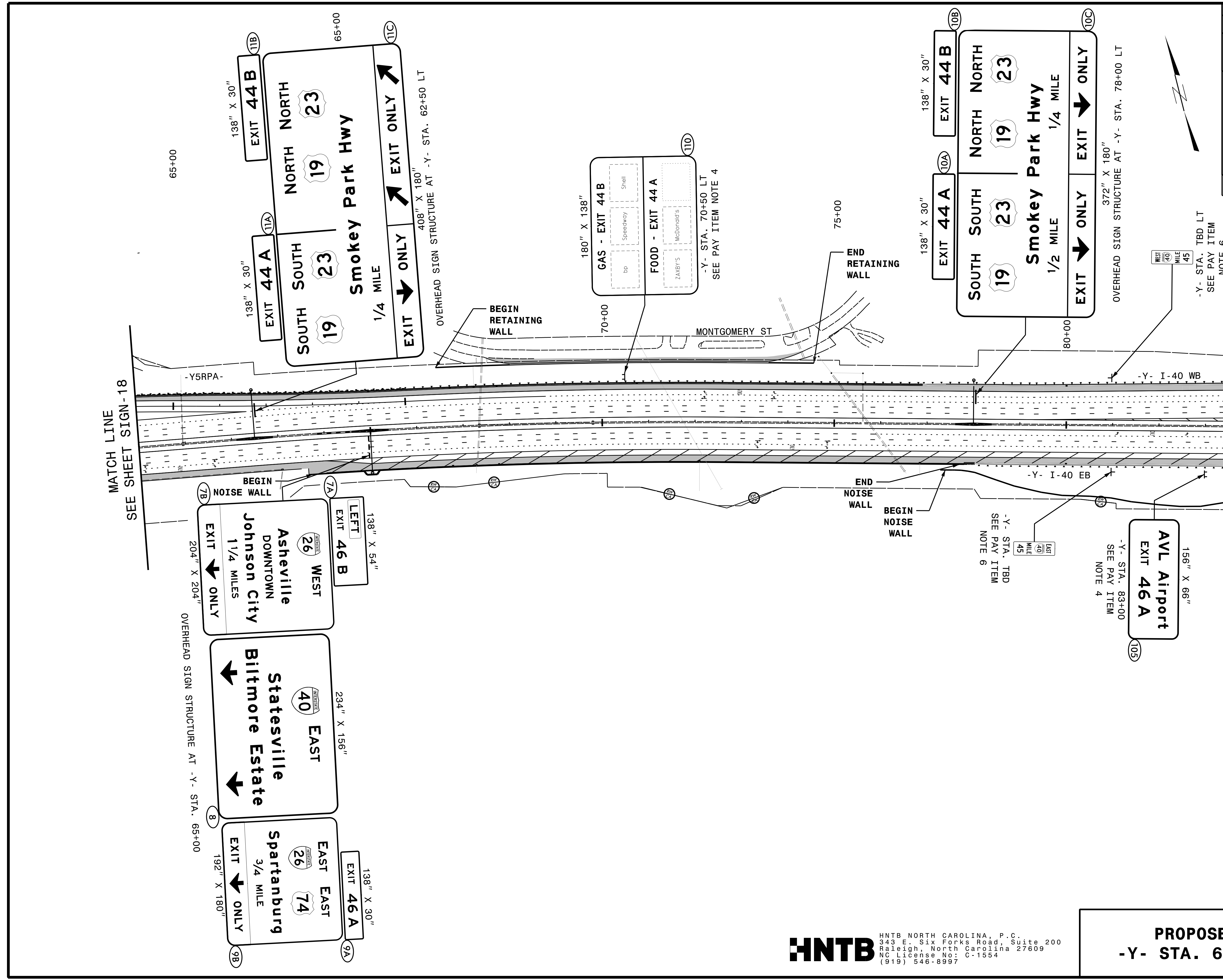
MATCH LINE
SEE SHEET SIGN-17

MATCH LINE
SEE SHEET SIGN-19

HNTB
 HNTB NORTH CAROLINA, P.C.
 343 E. Six Forks Road, Suite 200
 Raleigh, North Carolina 27609
 NC License No: C-1554
 (919) 546-8997

PROPOSED SIGNING
 -Y- STA. 33+50 TO 60+00

PROJECT REFERENCE NO. I-2513AA/AB	SHEET NO. SIGN-19
APPROVED: <i>Andrew Klueck</i>	
DATE: 2/1/2024	
SEAL	
	
DOCUMENT NOT CONSIDERED FINAL UNLESS ALL SIGNATURES COMPLETED	




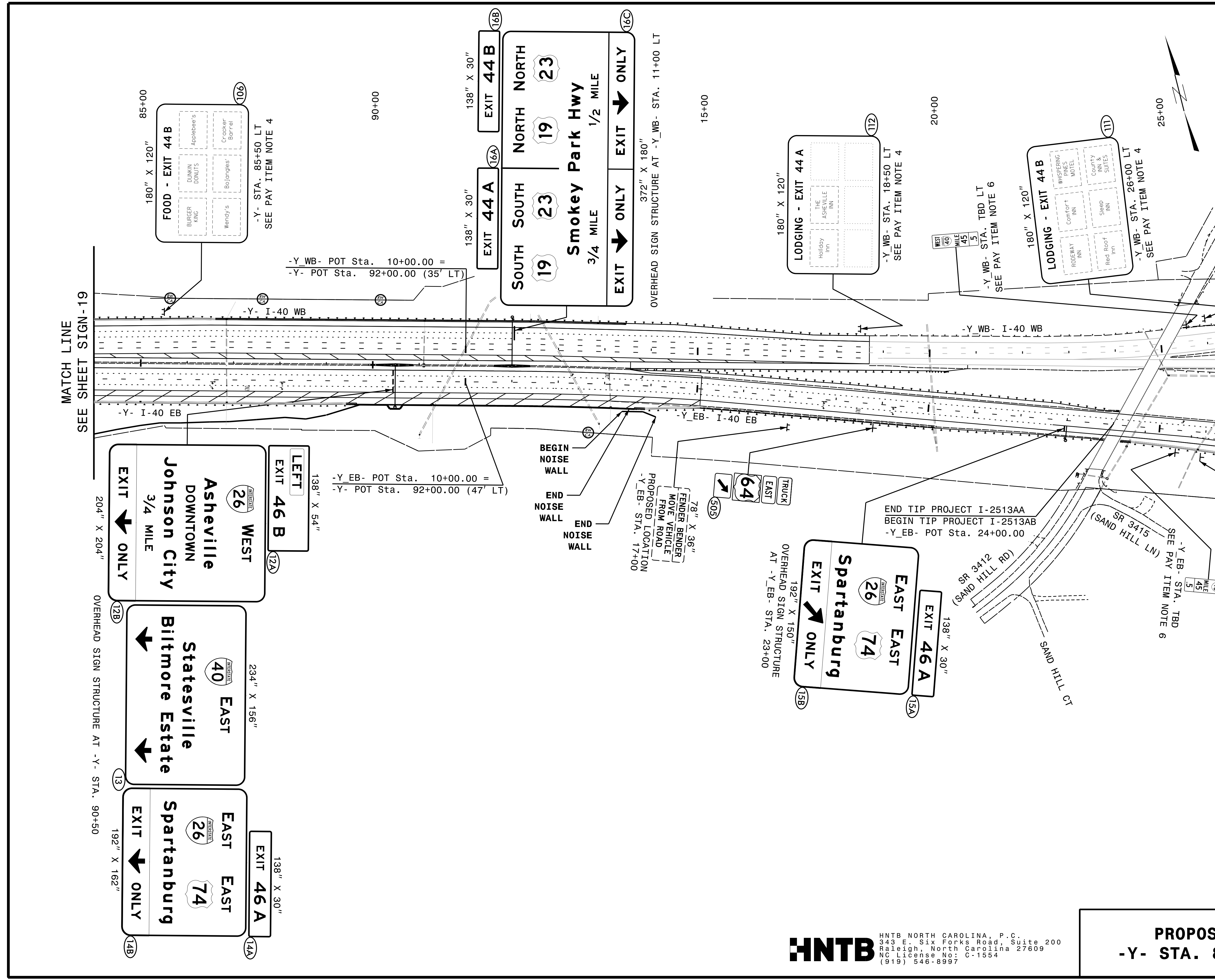
HNTB
 HNTB NORTH CAROLINA, P.C.
 343 E. Six Forks Road, Suite 200
 Raleigh, North Carolina 27609
 NC License No: C-1554
 (919) 546-8997

PROPOSED SIGNING
 -Y- STA. 60+00 TO 84+00

MATCH LINE
SEE SHEET SIGN-18


MATCH LINE
SEE SHEET SIGN-20

PROJECT REFERENCE NO. I-2513AA/AB	SHEET NO. SIGN-20
APPROVED: <i>Andrew Klueck</i> <small>23078F84596E48</small>	
DATE: 2/1/2024	
SEAL 	
DOCUMENT NOT CONSIDERED FINAL UNLESS ALL SIGNATURES COMPLETED	



HNTB
 HNTB NORTH CAROLINA, P.C.
 343 E. Six Forks Road, Suite 200
 Raleigh, North Carolina 27609
 NC License No: C-1554
 (919) 546-8997

PROPOSED SIGNING
-Y- STA. 84+00 TO 28+50

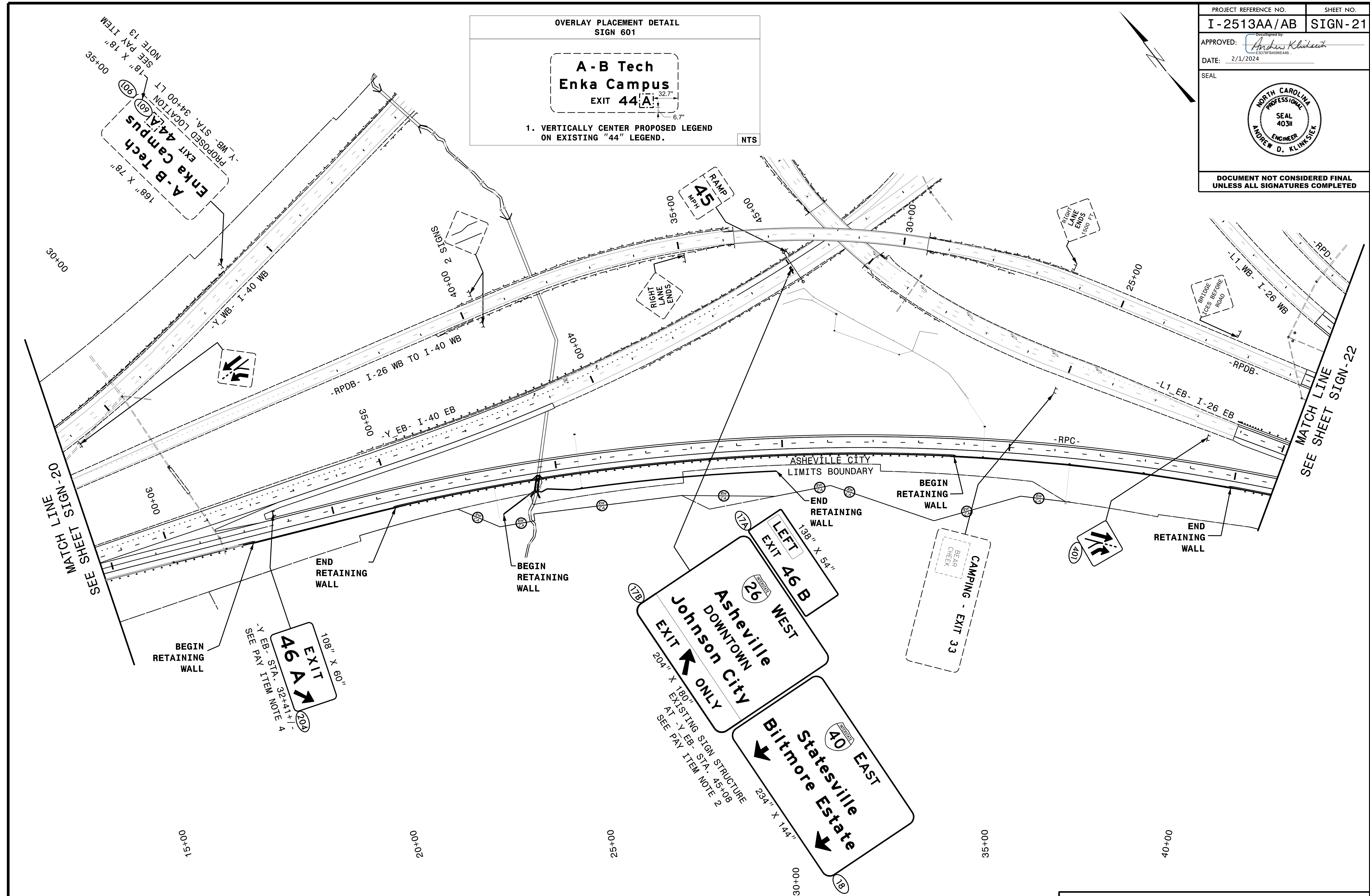
PROJECT REFERENCE NO. I-2513AA/AB	SHEET NO. SIGN-21
APPROVED: <i>Andrew Klueck</i> 2/1/2024	
DATE: 2/1/2024	
SEAL 	
DOCUMENT NOT CONSIDERED FINAL UNLESS ALL SIGNATURES COMPLETED	

OVERLAY PLACEMENT DETAIL
SIGN 601

**A-B Tech
Enka Campus
EXIT 44A**

1. VERTICALLY CENTER PROPOSED LEGEND
ON EXISTING "44" LEGEND.

NTS



HNTB
 HNTB NORTH CAROLINA, P.C.
 343 E. Six Forks Road, Suite 200
 Raleigh, North Carolina 27609
 NC License No: C-1554
 (919) 546-8997

**PROPOSED SIGNING
I-26**