

T.I.P.: U-5809

**STATE OF NORTH CAROLINA
DEPARTMENT OF TRANSPORTATION**

**SIGNING PLAN
YADKIN COUNTY**

US 601 FROM SR 1742 (SHARON DR) TO SR 1146 (LEE AVENUE)

| | |
|---|----------------------------|
| PROJECT REFERENCE NO. U-5809 | SHEET NO. SIGN-1 |
| APPROVED: Jimmy Terry <small>DocuSigned by: Jimmy Terry E:33382E244D0</small> | |
| DATE: 3/27/2024 | |
| SEAL | |
| | |
| DOCUMENT NOT CONSIDERED FINAL UNLESS ALL SIGNATURES COMPLETED | |

ROADWAY STANDARD DRAWING

THE FOLLOWING ROADWAY STANDARDS AS APPEAR IN "ROADWAY STANDARD DRAWINGS" - PROJECT SERVICES UNIT - N.C. DEPARTMENT OF TRANSPORTATION - RALEIGH, N.C., DATED JANUARY 2024 ARE APPLICABLE TO THIS PROJECT AND BY REFERENCE HEREBY ARE CONSIDERED A PART OF THESE PLANS:

| STD. NO. | TITLE |
|----------|--|
| 901.50 | ARROWS AND SHIELDS |
| 901.70 | SIGN STRINGERS AND SUPPORT SPACING |
| 901.80 | SIGN MOUNTING DETAILS - FOR TYPE A AND TYPE B SIGNS |
| 903.10 | GROUND MOUNTED SIGN SUPPORTS |
| 904.10 | ORIENTATION OF GROUND MOUNTED SIGNS |
| 904.50 | MOUNTING OF TYPE 'D', 'E' AND 'F' SIGNS ON 'U' CHANNEL POSTS |
| 910.40 | SINGLE/TWO LANE ROUNDABOUT WITH PEDESTRIAN |
| 910.50 | SIGNING FOR SPEED REDUCTION ZONE |

GENERAL NOTES

- . SIGNS FURNISHED BY STATE.
- . CONFIRM IN WRITING AT LEAST 4 MONTHS IN ADVANCE, THE ACTUAL DATE THE DEPARTMENT FURNISHED SIGNS WILL BE REQUIRED.
- . ALL TYPE 'D' SIGNS SHALL BE MOUNTED ON TWO U-CHANNEL POSTS UNLESS OTHERWISE INDICATED ON THE PLANS.
- . IF REMOVAL OR RELOCATION OF SIGNS ON PRIVATE STREET (NON-STATE MAINTAINED) IS REQUIRED DUE TO CONSTRUCTION, THE CONTRACTOR SHALL INFORM THE ENGINEER. THE WORK WILL BE COMPLETED BY OTHERS.
- . WHEN NOT STATIONED OR DIMENSIONED ON PLANS, ALL 'E' AND 'F' SIGNS SHALL BE FIELD LOCATED BY THE ENGINEER
- . ALL EXISTING SIGNS ON "U" CHANNEL POST WITHIN THE PROJECT LIMITS SHALL BE REMOVED AND DISPOSED OF UNLESS OTHERWISE NOTED ON PLANS.
- . WHEN EXISTING SIGNS ARE REMOVED AND INSTALLED ON NEW SUPPORTS, THE RE-ERECTION SHALL IMMEDIATELY FOLLOW THE REMOVAL.
- . THE BACKGROUND FOR TYPE E & F SIGNS SHALL BE TYPE C REFLECTIVE SHEETING.

SUMMARY OF QUANTITIES


| ITEM NO. | | ITEM DESCRIPTION | QUANTITY | UNIT |
|------------|-----------|---|----------|------|
| DESC. NO. | SECT. NO. | | | |
| 4054000000 | 902 | PLAIN CONCRETE SIGN FOUNDATION | 1 | C.Y. |
| 4060000000 | 903 | SUPPORTS, BREAKAWAY STEEL BEAM | 961 | LB. |
| 4072000000 | 903 | SUPPORTS, 3 LB STEEL U-CHANNEL | 2,600 | L.F. |
| 4096000000 | 904 | SIGN ERECTION, TYPE D | 9 | EA. |
| 4102000000 | 904 | SIGN ERECTION, TYPE E | 208 | EA. |
| 4108000000 | 904 | SIGN ERECTION, TYPE F | 17 | EA. |
| 4116100000 | 904 | SIGN ERECTION, RELOCATE SIGN TYPE A (GROUND MOUNTED) | 3 | EA. |
| 4116100000 | 904 | SIGN ERECTION, RELOCATE SIGN TYPE E (GROUND MOUNTED) | 11 | EA. |
| 4116100000 | 904 | SIGN ERECTION, RELOCATE LOGO TRAILBLAZER (GROUND MOUNTED) | 4 | EA. |
| 4138000000 | 907 | DISPOSAL OF SUPPORT, STEEL BEAM | 6 | EA. |
| 4155000000 | 907 | DISPOSAL OF SIGN SYSTEM, U-CHANNEL | 53 | EA. |
| 4192000000 | 907 | DISPOSAL OF SUPPORT, U-CHANNEL | 10 | EA. |


INDEX

| SHEET NO. | DESCRIPTION |
|----------------------|-------------------------------|
| SIGN-1 | TITLE SHEET |
| SIGN-2 | SUPPORT CHART |
| SIGN-3A | TYPE "A" GROUND MOUNTED SIGNS |
| SIGN-3B | TYPE "E" SIGNS |
| SIGN-3B | TYPE "F" SIGNS |
| SIGN-4A THRU SIGN-4D | SIGN DESIGNS |
| SIGN-5 THRU SIGN-8 | SIGNING PLAN SHEETS |

PLAN PREPARED FOR N.C.D.O.T. BY:

| | | |
|--|--|---|
| | TGS ENGINEERS 201 W. MARION ST, STE 200 SHELBY, NC 28150 PH: (704) 476-0003 CORP. LICENSE NO.: C-0275 | <u>JIMMY TERRY, PE</u> PROJECT ENGINEER <u>SANDRA MELVIN</u> DESIGN TECHNICIAN |
|--|--|---|





**DOCUMENT NOT CONSIDERED FINAL
 UNLESS ALL SIGNATURES COMPLETED**

TYPE 'A' GROUND MOUNTED SIGNS

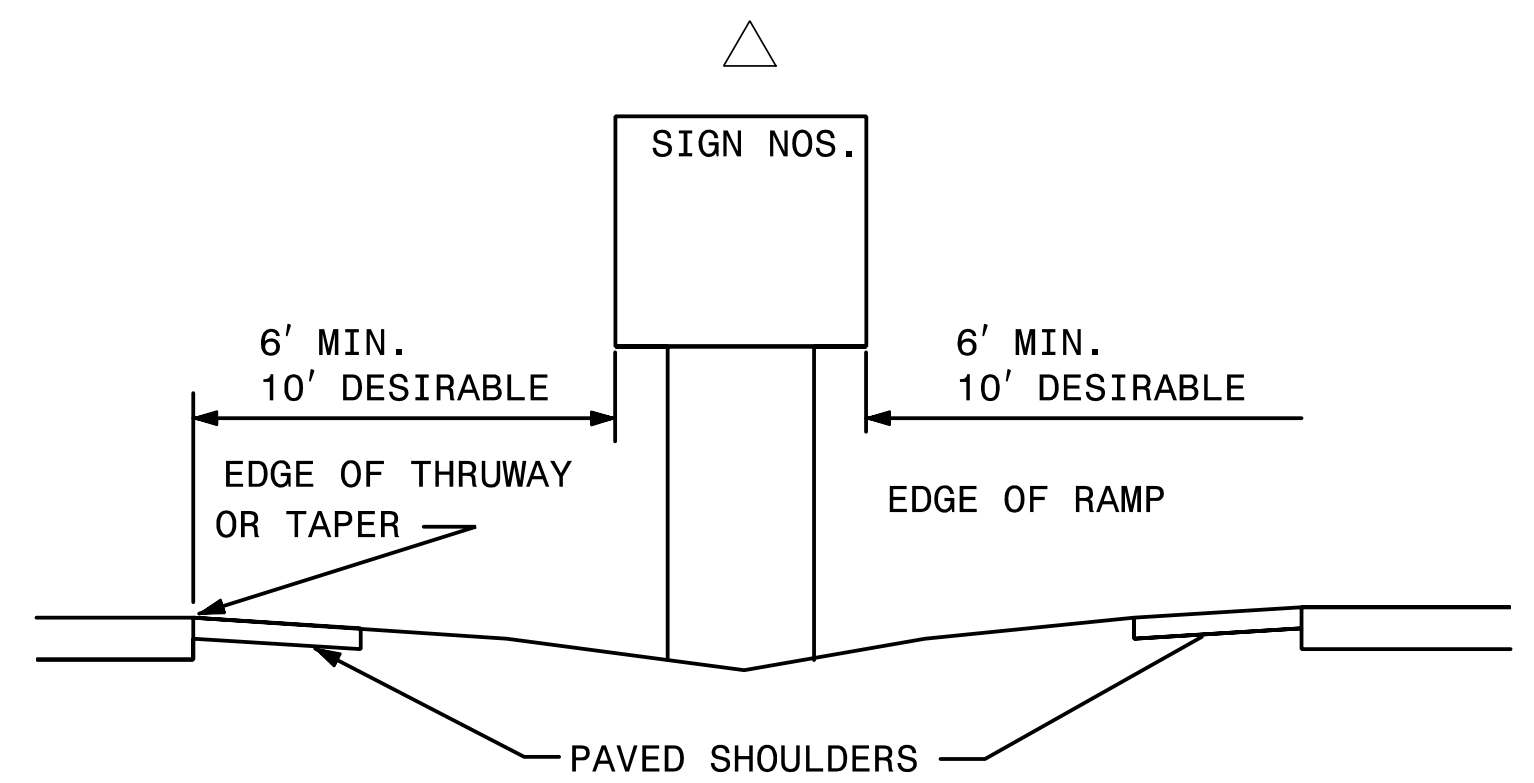
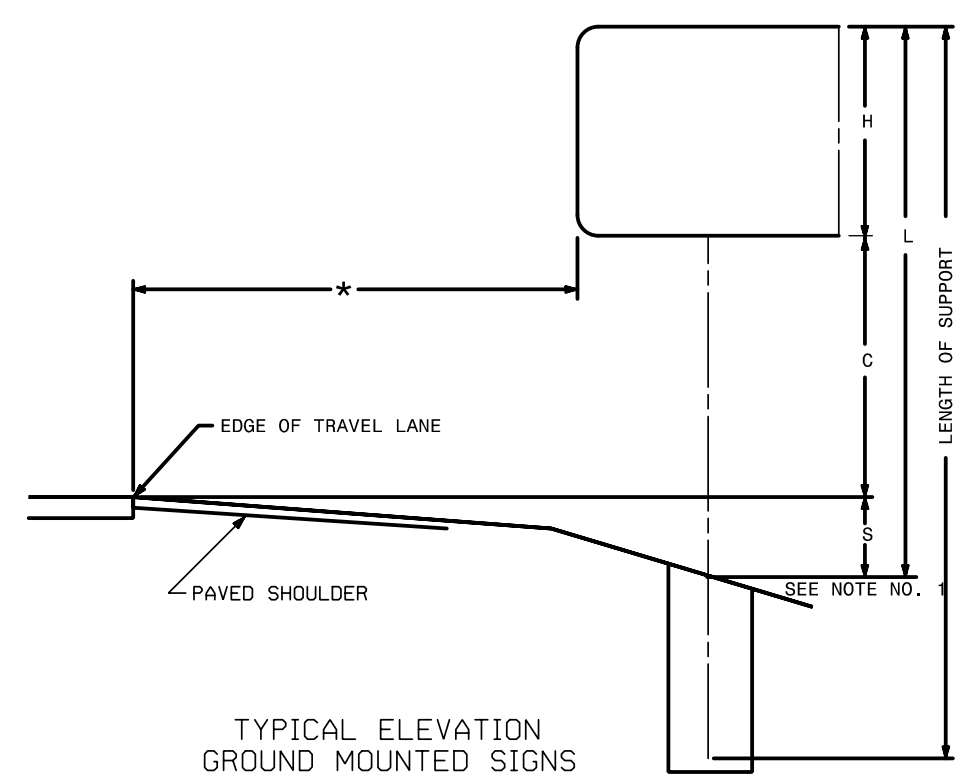
SUPPORT CHART

| SIGN NUMBER | SIGN TYPE | SIGN SIZE (in.) | | | ROADWAY STATION | NUMBER OF SUPPORTS | BEAM SECTION | SUPPORT TYPE BA or S | OMNI COUPLER | ATTACHMENT METHOD | MOUNTING METHOD | HORIZONTAL CLEARANCE* (ft.) | SUPPORT SPACING | LENGTH (ft) | | | LEFT SUPPORT (ft) | | | CENTER SUPPORT (ft) | | | RIGHT SUPPORT (ft) | | | SUPPORT WEIGHTS | | FOOTINGS | | | | FIELD VERIFIED SEE NOTE 2 (mm/dd/yy) |
|-------------|-----------|-----------------|---|----|-----------------|--------------------|--------------|----------------------|--------------|-------------------|-----------------|-----------------------------|-----------------|-------------|------------|------------|-------------------|-------|--------|---------------------|------|--------|--------------------|-------|--------|-----------------|---------------|----------------|-------------|-------------------|--------------|--------------------------------------|
| | | w | x | h | | | | | | | | | | SNS HT "H" | MTG HT "C" | EMBED-MENT | S | L | LENGTH | S | L | LENGTH | S | L | LENGTH | B/A (lbs.) | SIMPLE (lbs.) | DIAMETER (ft.) | DEPTH (ft.) | REINFORCED (c.y.) | PLAIN (c.y.) | |
| 901 | A | 90 | x | 72 | 11+47+/- RPC | 2 | S4x7.7 | BA | N/A | N/A | N/A | 20.00 | 4.40 | 6.00 | 7.00 | 3.0 | 2.10 | 15.10 | 18.10 | 0.00 | 0.00 | 0.00 | 1.90 | 14.90 | 17.90 | 317.20 | 0 | 1.0 | 3.5 | 0.00 | 0.20 | _____ |
| 902 | A | 90 | x | 72 | 13+70+/- RPA | 2 | S4x7.7 | BA | N/A | N/A | N/A | 20.00 | 4.40 | 6.00 | 7.00 | 3.0 | 2.30 | 15.30 | 18.30 | 0.00 | 0.00 | 0.00 | 2.40 | 15.40 | 18.40 | 322.59 | 0 | 1.0 | 3.5 | 0.00 | 0.20 | _____ |
| 903 | A | 90 | x | 72 | 12+29+/- RPA | 2 | S4x7.7 | BA | N/A | N/A | N/A | 20.00 | 4.40 | 6.00 | 7.00 | 3.0 | 2.30 | 15.30 | 18.30 | 0.00 | 0.00 | 0.00 | 2.20 | 15.20 | 18.20 | 321.05 | 0 | 1.0 | 3.5 | 0.00 | 0.20 | _____ |

| | | | | | | | |
|-------|--------|-------|------|-------|------|-------|------|
| TOTAL | 960.84 | TOTAL | 0.00 | TOTAL | 0.00 | TOTAL | 0.61 |
| USE: | 961.00 | | 0.00 | | 0.00 | | 1.00 |



NOTES

1. DIMENSION "S" REPRESENTS AN INCREASE (+), OR A DECREASE (-) IN POLE LENGTH, RELATIVE TO THE ELEVATION OF THE EDGE OF TRAVEL LANE.
2. FIELD VERIFICATIONS SHALL BE REQUIRED FOR ALL SUPPORTS, SEE (*) ARTICLE 903-3. FABRICATORS SHALL BE AISC CERTIFIED IN CATEGORY 1, SEE (*) ARTICLE 1072-1. (*) = N.C.D.O.T. STANDARD SPECIFICATIONS FOR ROADS AND STRUCTURES
3. PLAN LOCATIONS FOR EXISTING UTILITIES ARE BASED ON THE BEST AVAILABLE INFORMATION AND, THEREFORE MAY NOT BE PRECISELY ACCURATE. THEREFORE, IT IS INCUMBENT UPON THE CONTRACTOR TO DETERMINE THE EXACT LOCATION OF UTILITIES BEFORE BEGINNING WORK IN A LOCATION.




**TYPE "A"
 GROUND MOUNTED SIGNS**

2/16/2024 U-5809-Traffic-Signing-Layout-Plans-U-5809-Sgn-02(Ground Mt. Sgn).dgn
 User: jsmc

| | |
|---|-----------------------------|
| PROJECT REFERENCE NO. U-5809 | SHEET NO. SIGN-3A |
| APPROVED:  DATE: 3/27/2024 | |
| SEAL  | |
| DOCUMENT NOT CONSIDERED FINAL UNLESS ALL SIGNATURES COMPLETED | |
| TGS ENGINEERS 201 W. MARION ST. STE 200 SHELBY, NC 28150 PH: (704) 476-0003 CORP. LICENSE NO.: C-0275 | |

401 QUANTITY REQ'D 15




30 X 30
W2-6

ONE "U" POST PER SIGN
IN 11 INSTALLATIONS

TWO "U" POSTS PER SIGN
IN 4 INSTALLATIONS
MOUNT ABOVE SIGNS 423, 424, 425 & 426


402 QUANTITY REQ'D 1



36 X 36
R3-8

ONE "U" POST PER SIGN


403 QUANTITY REQ'D 3



36 X 36
R3-8

ONE "U" POST PER SIGN


404 QUANTITY REQ'D 3



36 X 36
R3-8

ONE "U" POST PER SIGN


405 QUANTITY REQ'D 16



30 X 30
W3-2

ONE "U" POST PER SIGN

406 QUANTITY REQ'D 27

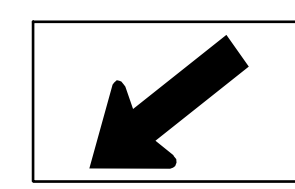


36 X 36
W11-2

YELLOW/GREEN REFLECTIVE SHEETING

ONE "U" POST PER SIGN

407 QUANTITY REQ'D 27




24 X 12
W16-7

YELLOW/GREEN REFLECTIVE SHEETING

MOUNT BELOW SIGN 406
IN 25 INSTALLATIONS

408 QUANTITY REQ'D 22




12 X 36
R1-6

YELLOW/GREEN REFLECTIVE SHEETING

ONE "U" POST FOR 2 SIGNS
MOUNTED BACK TO BACK


409 QUANTITY REQ'D 6



24 X 30
R2-1

ONE "U" POST PER SIGN


410 QUANTITY REQ'D 28



36 X 36 X 36
R1-2

ONE "U" POST PER SIGN


411 QUANTITY REQ'D 4



36 X 24
R5-1a

MOUNT TO BACK OF SIGN 405
IN 2 INSTALLATIONS


412 QUANTITY REQ'D 2



36 X 36
W12-2

ONE "U" POST PER SIGN

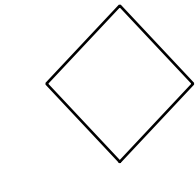
413 QUANTITY REQ'D 5



24 X 30
R4-7

ONE "U" POST PER SIGN


414 QUANTITY REQ'D 5



18 X 18
OM1-3

MOUNT BELOW SIGN 413
IN 5 INSTALLATIONS


415 QUANTITY REQ'D 1



24 X 30
R2-1

ONE "U" POST PER SIGN


416 QUANTITY REQ'D 1



30 X 24
R3-17

ONE "U" POST PER SIGN


417 QUANTITY REQ'D 1



30 X 12
R3-17aP

MOUNT BELOW SIGN 416
IN 1 INSTALLATIONS


418 QUANTITY REQ'D 1



24 X 30
R2-1

ONE "U" POST PER SIGN


419 QUANTITY REQ'D 1



24 X 36
R3-9b

ONE "U" POST PER SIGN


420 QUANTITY REQ'D 3



30 X 30
R1-1

ONE "U" POST PER SIGN


421 QUANTITY REQ'D 7



30 X 24
R6-4

ONE "U" POST PER SIGN


422 QUANTITY REQ'D 7



48 X 24
R6-4A

ONE "U" POST PER SIGN


427 QUANTITY REQ'D 2



30 X 30
R5-1

MOUNT TO BACK OF SIGN 420
IN 2 INSTALLATIONS


428 QUANTITY REQ'D 1



36 X 36
W3-5

TWO "U" POSTS PER SIGN


429 QUANTITY REQ'D 15



36 X 12
R6-1 (R)

TWO "U" POSTS PER SIGN

423 QUANTITY REQ'D 1




48 X 15
W16-8aP

MOUNT BELOW SIGN 401
IN 1 INSTALLATIONS

SEE SHEET SIGN 4-D
FOR SIGN DESIGN

424 QUANTITY REQ'D 1




48 X 15
W16-8aP

MOUNT BELOW SIGN 401
IN 1 INSTALLATIONS

SEE SHEET SIGN 4-D
FOR SIGN DESIGN

425 QUANTITY REQ'D 1




48 X 15
W16-8aP

MOUNT BELOW SIGN 401
IN 1 INSTALLATIONS

SEE SHEET SIGN 4-D
FOR SIGN DESIGN

426 QUANTITY REQ'D 1



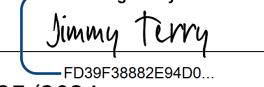
48 X 15
W16-8aP

MOUNT BELOW SIGN 401
IN 1 INSTALLATIONS







SEE SHEET SIGN 4-D
FOR SIGN DESIGN

TYPE "E" SIGNS

3/26/2024 3:55:43 PM User:smelva



| | |
|--|-----------------------------|
| PROJECT REFERENCE NO. U-5809 | SHEET NO. SIGN-3B |
| APPROVED:  DATE: 3/27/2024 | |
| SEAL  | |
| DOCUMENT NOT CONSIDERED FINAL UNLESS ALL SIGNATURES COMPLETED | |
|  TGS ENGINEERS 201 W. MARION ST. STE 200 SHELBY, NC 28150 PH: (704) 476-0003 CORP. LICENSE NO.: C-0275 | |

501

| | | | |
|---|---|---------------------|---------------------|
|  |  | 1 - 24 X 12 M3-1 | 1 - 24 X 12 M3-1 |
|  |  | 2 - 30 X 24 M1-4 | |
|  |  | 1 - 21 X 15 M6-3 | 1 - 21 X 15 M6-1 |




MOUNT BELOW SIGN 301
IN 1 INSTALLATIONS

502

| | |
|---|---------------------|
|  | 1 - 24 X 12 M3-1 |
|  | 1 - 30 X 24 M1-4 |







ONE "U" POST PER SIGN ASSEMBLY

503 512 513 514

| | |
|---|---------------------|
|  | 1 - 24 X 12 M3-1 |
|  | 1 - 30 X 24 M1-4 |
|  | 1 - 21 X 15 M6-2 |




ONE "U" POST PER SIGN ASSEMBLY

504

| | | | |
|---|---|---------------------|---------------------|
|  |  | 1 - 24 X 12 M3-1 | 1 - 24 X 12 M3-1 |
|  |  | 2 - 30 X 24 M1-4 | |
|  |  | 1 - 21 X 15 M6-1 | 1 - 21 X 15 M6-1 |




MOUNT BELOW SIGN 303
IN 1 INSTALLATIONS

505

| | |
|---|---------------------|
|  | 1 - 24 X 12 M3-1 |
|  | 1 - 30 X 24 M1-4 |
|  | 1 - 21 X 15 M5-3 |







MOUNT BELOW SIGN 305
IN 1 INSTALLATIONS

506

| | |
|--|---------------------|
|  | 1 - 24 X 12 M3-1 |
|  | 1 - 30 X 24 M1-4 |
|  | 1 - 21 X 15 M5-3 |




MOUNT BELOW SIGN 306
IN 1 INSTALLATIONS

507 515

| | | | |
|---|---|---------------------|---------------------|
|  |  | 1 - 24 X 12 M3-1 | 1 - 24 X 12 M3-1 |
|  |  | 2 - 30 X 24 M1-4 | |
|  |  | 1 - 21 X 15 M5-3 | 1 - 21 X 15 M5-2 |







ONE "U" POST PER SIGN ASSEMBLY
IN 1 INSTALLATION (515)
507 MOUNT BELOW SIGN 306
IN 1 INSTALLATIONS

508 516 517

| | |
|---|---------------------|
|  | 1 - 24 X 12 M3-1 |
|  | 1 - 30 X 24 M1-4 |
|  | 1 - 21 X 15 M6-2 |



ONE "U" POST PER SIGN ASSEMBLY

509

| | | | |
|---|---|---------------------|---------------------|
|  |  | 1 - 24 X 12 M3-1 | 1 - 24 X 12 M3-1 |
|  |  | 2 - 30 X 24 M1-4 | |
|  |  | 1 - 21 X 15 M6-3 | 1 - 21 X 15 M6-1 |



MOUNT BELOW SIGN 308
IN 1 INSTALLATIONS

510

| | |
|---|---------------------|
|  | 1 - 24 X 12 M3-1 |
|  | 1 - 30 X 24 M1-4 |

ONE "U" POST PER SIGN ASSEMBLY

511

| | |
|---|---------------------|
|  | 1 - 24 X 15 M2-1 |
|  | 1 - 30 X 24 M1-4 |

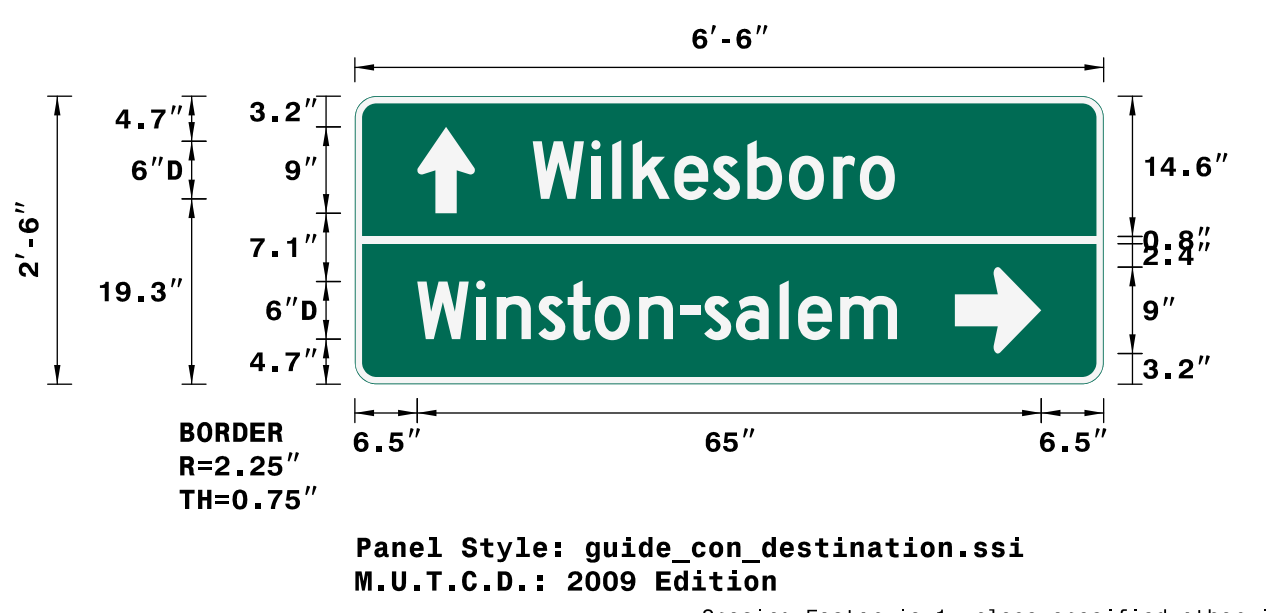
ONE "U" POST PER SIGN ASSEMBLY

TYPE "F" SIGNS

2/26/2024 10:00 AM J:\5809\Traffic\Signing\CADD\Signing_Layout_Plans\U-5809_Sgn_SCN_03B.dgn

| | |
|---|-----------------------------|
| PROJECT REFERENCE NO. U-5809 | SHEET NO. SIGN-4A |
| APPROVED:  FD39F3888CE94DD | |
| DATE: 3/27/2024 | |
| SEAL | |
|  | |
| DOCUMENT NOT CONSIDERED FINAL UNLESS ALL SIGNATURES COMPLETED | |
|  TGS ENGINEERS 201 W. MARION ST. STE 200 SHELBY, NC 28150 PH (704) 476-0003 CORP. LICENSE NO.: C-0275 | |

| SIGN NUMBER: 301 TYPE: D QUANTITY: 1 SIGN WIDTH: 6'-6" HEIGHT: 2'-6" TOTAL AREA: 16.3 Sq.Ft. BORDER TYPE: FLUSH RECESS: 0" WIDTH: 0.75" RADII: 2.25" NO. Z BARS: 1 LENGTH: | BACKG COLOR: Green COPY COLOR: White <table border="1"> <tr> <th>SYMBOL</th> <th>X</th> <th>Y</th> <th>WID</th> <th>HT</th> </tr> <tr> <td>AR_Type D</td> <td>6.5</td> <td>17.8</td> <td>6</td> <td>9</td> </tr> <tr> <td>AR_Type D</td> <td>62.5</td> <td>3.2</td> <td>9</td> <td>9</td> </tr> </table> MAT'L: 0.125" (3.2 mm) ALUMINUM | SYMBOL | X | Y | WID | HT | AR_Type D | 6.5 | 17.8 | 6 | 9 | AR_Type D | 62.5 | 3.2 | 9 | 9 | DESIGN BY: SGM PROJECT ID: U-5809 CHECKED BY: LOCATION: YADKIN CO Aug 09, 2019 DIV: 11 |
|---|--|--------|-----|----|-----|----|-----------|-----|------|---|---|-----------|------|-----|---|---|--|
| SYMBOL | X | Y | WID | HT | | | | | | | | | | | | | |
| AR_Type D | 6.5 | 17.8 | 6 | 9 | | | | | | | | | | | | | |
| AR_Type D | 62.5 | 3.2 | 9 | 9 | | | | | | | | | | | | | |



Panel Style: guide_con_destination.ssi
M.U.T.C.D.: 2009 Edition
Spacing Factor is 1 unless specified otherwise

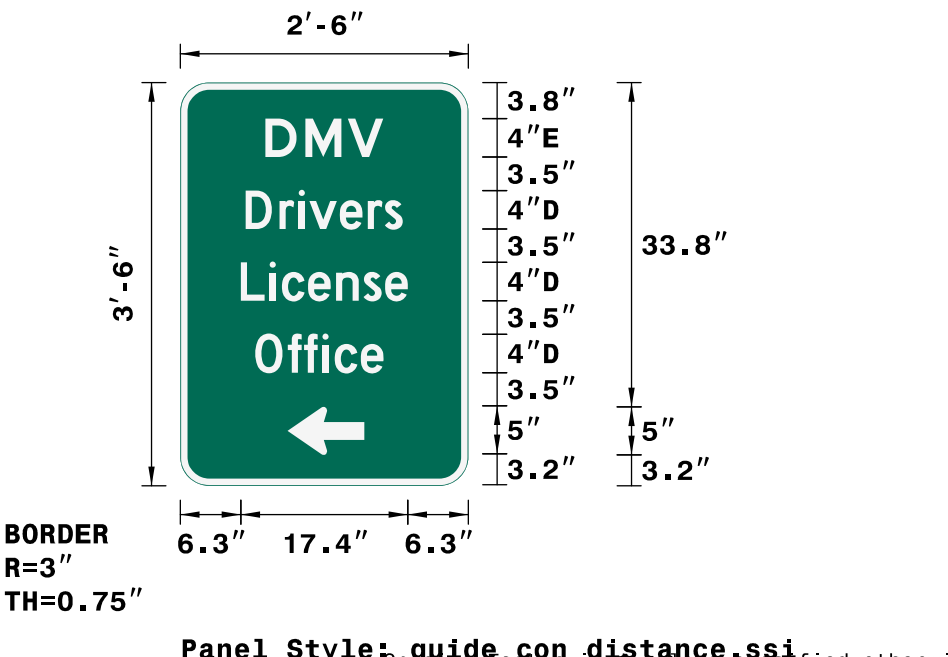
LETTER POSITIONS

Letter locations are panel edge to lower left corner

| Letter | Series/Size | Text Length |
|---------------------------|-------------|-------------|
| W i l k e s b o r o | D 2000 | 37.7 |
| W i n s t o n - s a l e m | D 2000 | 50 |

FILENAME: U-5809_Sgn_BPMP_TYPE D NORTH CAROLINA D.O.T. SIGN DETAIL

| SIGN NUMBER: 302 TYPE: D QUANTITY: 1 SIGN WIDTH: 2'-6" HEIGHT: 3'-6" TOTAL AREA: 8.8 Sq.Ft. BORDER TYPE: FLUSH RECESS: 0" WIDTH: 0.75" RADII: 3" NO. Z BARS: 1 LENGTH: | BACKG COLOR: Green COPY COLOR: White <table border="1"> <tr> <th>SYMBOL</th> <th>X</th> <th>Y</th> <th>WID</th> <th>HT</th> </tr> <tr> <td>AR_Type D</td> <td>11.2</td> <td>3.2</td> <td>5</td> <td>8</td> </tr> </table> MAT'L: 0.125" (3.2 mm) ALUMINUM | SYMBOL | X | Y | WID | HT | AR_Type D | 11.2 | 3.2 | 5 | 8 | DESIGN BY: SGM PROJECT ID: U-5809 CHECKED BY: LOCATION: YADKIN CO Aug 14, 2019 DIV: 11 |
|---|---|--------|-----|----|-----|----|-----------|------|-----|---|---|--|
| SYMBOL | X | Y | WID | HT | | | | | | | | |
| AR_Type D | 11.2 | 3.2 | 5 | 8 | | | | | | | | |



Panel Style: guide_con_distance.ssi
M.U.T.C.D.: 2009 Edition
Spacing Factor is 1 unless specified otherwise

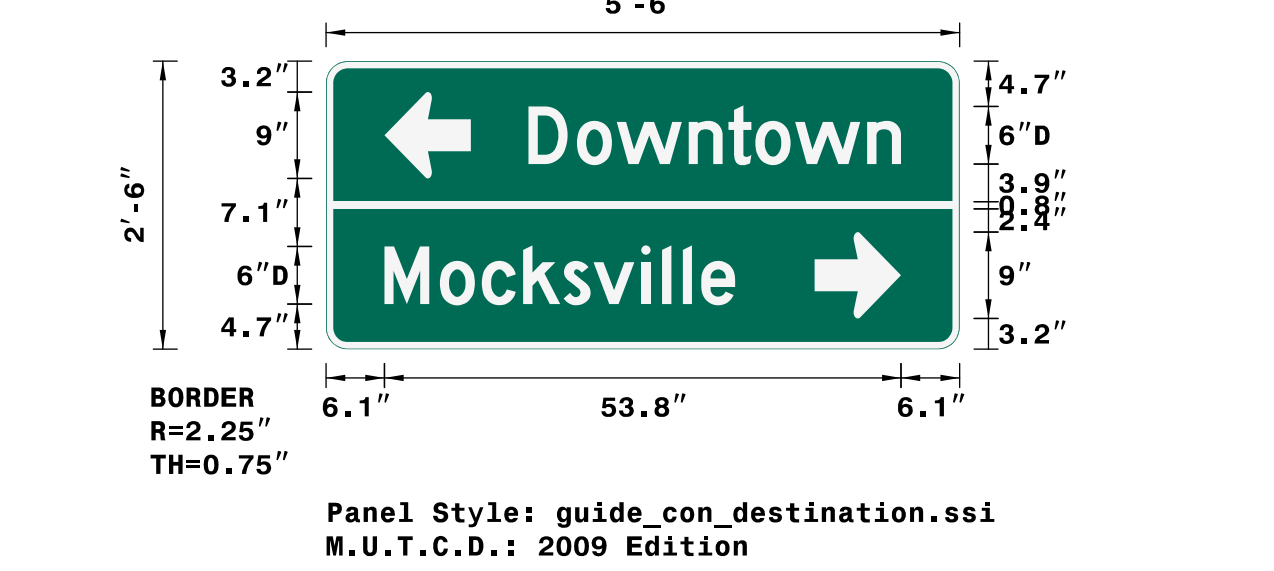
LETTER POSITIONS

Letter locations are panel edge to lower left corner

| Letter | Series/Size | Text Length |
|---------------|-------------|-------------|
| D M V | E 2000 | 12.3 |
| D r i v e r s | D 2000 | 16.4 |
| L i c e n s e | D 2000 | 17.4 |
| O f f i c e | D 2000 | 13.4 |

FILENAME: U-5809_Sgn_BPMP_TYPE D NORTH CAROLINA D.O.T. SIGN DETAIL

| SIGN NUMBER: 303 TYPE: D QUANTITY: 1 SIGN WIDTH: 5'-6" HEIGHT: 2'-6" TOTAL AREA: 13.8 Sq.Ft. BORDER TYPE: FLUSH RECESS: 0" WIDTH: 0.75" RADII: 2.25" NO. Z BARS: 1 LENGTH: | BACKG COLOR: Green COPY COLOR: White <table border="1"> <tr> <th>SYMBOL</th> <th>X</th> <th>Y</th> <th>WID</th> <th>HT</th> </tr> <tr> <td>AR_Type D</td> <td>6.1</td> <td>17.8</td> <td>9</td> <td>9</td> </tr> <tr> <td>AR_Type D</td> <td>50.9</td> <td>3.2</td> <td>9</td> <td>9</td> </tr> </table> MAT'L: 0.125" (3.2 mm) ALUMINUM | SYMBOL | X | Y | WID | HT | AR_Type D | 6.1 | 17.8 | 9 | 9 | AR_Type D | 50.9 | 3.2 | 9 | 9 | DESIGN BY: SGM PROJECT ID: U-5809 CHECKED BY: LOCATION: YADKIN CO Aug 09, 2019 DIV: 11 |
|---|--|--------|-----|----|-----|----|-----------|-----|------|---|---|-----------|------|-----|---|---|--|
| SYMBOL | X | Y | WID | HT | | | | | | | | | | | | | |
| AR_Type D | 6.1 | 17.8 | 9 | 9 | | | | | | | | | | | | | |
| AR_Type D | 50.9 | 3.2 | 9 | 9 | | | | | | | | | | | | | |



Panel Style: guide_con_destination.ssi
M.U.T.C.D.: 2009 Edition
Spacing Factor is 1 unless specified otherwise

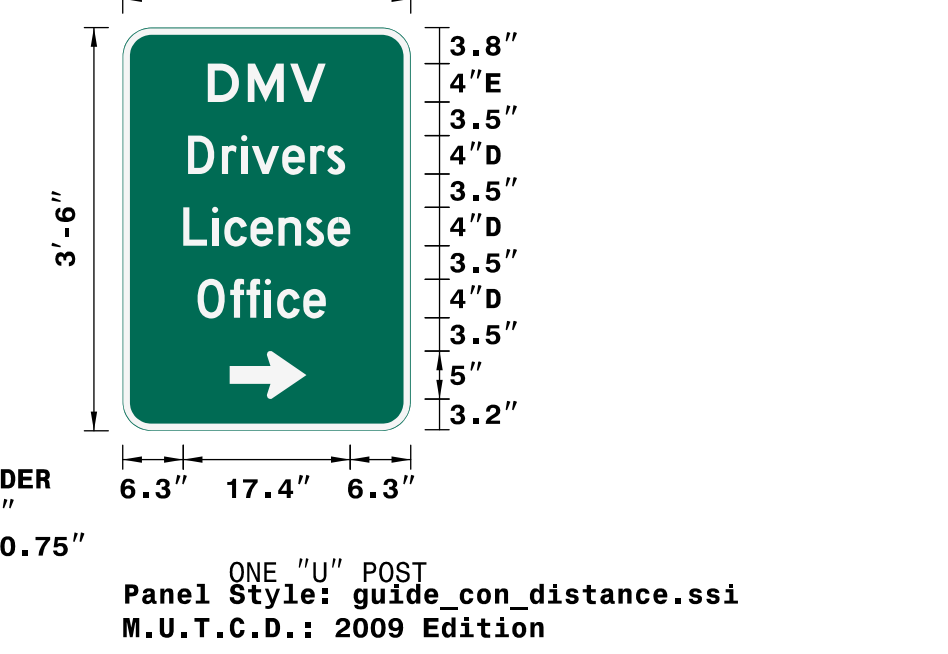
LETTER POSITIONS

Letter locations are panel edge to lower left corner

| Letter | Series/Size | Text Length |
|---------------------|-------------|-------------|
| D o w n t o w n | D 2000 | 38.8 |
| M o c k s v i l l e | D 2000 | 36.5 |

FILENAME: U-5809_Sgn_BPMP_TYPE D NORTH CAROLINA D.O.T. SIGN DETAIL

| SIGN NUMBER: 304 TYPE: D QUANTITY: 1 SIGN WIDTH: 2'-6" HEIGHT: 3'-6" TOTAL AREA: 8.8 Sq.Ft. BORDER TYPE: FLUSH RECESS: 0" WIDTH: 0.75" RADII: 3" NO. Z BARS: 1 LENGTH: | BACKG COLOR: Green COPY COLOR: White <table border="1"> <tr> <th>SYMBOL</th> <th>X</th> <th>Y</th> <th>WID</th> <th>HT</th> </tr> <tr> <td>AR_Type D</td> <td>11.2</td> <td>3.3</td> <td>5</td> <td>8</td> </tr> </table> MAT'L: 0.125" (3.2 mm) ALUMINUM | SYMBOL | X | Y | WID | HT | AR_Type D | 11.2 | 3.3 | 5 | 8 | DESIGN BY: SGM PROJECT ID: U-5809 CHECKED BY: LOCATION: YADKIN CO Aug 09, 2019 DIV: 11 |
|---|---|--------|-----|----|-----|----|-----------|------|-----|---|---|--|
| SYMBOL | X | Y | WID | HT | | | | | | | | |
| AR_Type D | 11.2 | 3.3 | 5 | 8 | | | | | | | | |






Panel Style: ONE "U" POST guide_con_distance.ssi
M.U.T.C.D.: 2009 Edition
Spacing Factor is 1 unless specified otherwise

LETTER POSITIONS


Letter locations are panel edge to lower left corner

| Letter | Series/Size | Text Length |
|---------------|-------------|-------------|
| D M V | E 2000 | 12.3 |
| D r i v e r s | D 2000 | 16.4 |
| L i c e n s e | D 2000 | 17.4 |
| O f f i c e | D 2000 | 13.4 |

FILENAME: U-5809_Sgn_BPMP_TYPE D NORTH CAROLINA D.O.T. SIGN DETAIL

| | |
|--|-----------------------------|
| PROJECT REFERENCE NO. U-5809 | SHEET NO. SIGN-4B |
| APPROVED:  DocuSigned by: Jimmy Terry FD39F3882E94D0 | |
| DATE: 3/27/2024 | |
| SEAL | |
|  | |
| DOCUMENT NOT CONSIDERED FINAL UNLESS ALL SIGNATURES COMPLETED | |
|  TGS ENGINEERS 201 W. MARION ST., STE 200 SHELBY, NC 28150 PH (704) 476-0003 CORP. LICENSE NO.: C-0275 | |

| SIGN NUMBER: 305 TYPE: D QUANTITY: 1 SIGN WIDTH: 5'-6" HEIGHT: 2'-6" TOTAL AREA: 13.8 Sq.Ft. BORDER TYPE: FLUSH RECESS: 0" WIDTH: 0.75" RADII: 2.25" NO. Z BARS: 1 LENGTH: | BACKG COLOR: Green COPY COLOR: White <table border="1"> <tr> <th>SYMBOL</th> <th>X</th> <th>Y</th> <th>WID</th> <th>HT</th> </tr> <tr> <td>AR_Type D</td> <td>7.6</td> <td>17.8</td> <td>6</td> <td>9</td> </tr> <tr> <td>AR_FISHHOOK</td> <td>5.6</td> <td>2.3</td> <td>9.9</td> <td>10.8</td> </tr> </table> MAT'L: 0.125" (3.2 mm) ALUMINUM | SYMBOL | X | Y | WID | HT | AR_Type D | 7.6 | 17.8 | 6 | 9 | AR_FISHHOOK | 5.6 | 2.3 | 9.9 | 10.8 | DESIGN BY: SGM PROJECT ID: U-5809 CHECKED BY: LOCATION: YADKIN CO Aug 09, 2019 DIV: 11 |
|---|--|--------|-----|------|-----|----|-----------|-----|------|---|---|-------------|-----|-----|-----|------|---|
| SYMBOL | X | Y | WID | HT | | | | | | | | | | | | | |
| AR_Type D | 7.6 | 17.8 | 6 | 9 | | | | | | | | | | | | | |
| AR_FISHHOOK | 5.6 | 2.3 | 9.9 | 10.8 | | | | | | | | | | | | | |



Panel Style: guide_con_destination.ssi
M.U.T.C.D.: 2009 Edition

Spacing Factor is 1 unless specified otherwise


LETTER POSITIONS

Letter locations are panel edge to lower left corner

| D | o | w | n | t | o | n | Series/Size | | | |
|------|------|------|------|------|------|------|-------------|------|------|-------------|
| | | | | | | | Text Length | | | |
| 21.5 | 26.6 | 30.7 | 38.2 | 42.4 | 45.2 | 49.3 | D 2000 | | | |
| | | | | | | | 38.8 | | | |
| W | i | l | k | e | s | b | o | r | o | Series/Size |
| 21.5 | 27.7 | 29.8 | 32 | 36.3 | 40.3 | 43.9 | 48.2 | 52.9 | 56.6 | D 2000 |
| | | | | | | | | | | 37.7 |

NORTH CAROLINA D.O.T. SIGN DETAIL

| SIGN NUMBER: 306 TYPE: D QUANTITY: 1 SIGN WIDTH: 6'-6" HEIGHT: 1'-6" TOTAL AREA: 9.8 Sq.Ft. BORDER TYPE: FLUSH RECESS: 0" WIDTH: 0.75" RADII: 1.5" NO. Z BARS: 1 LENGTH: | BACKG COLOR: Green COPY COLOR: White <table border="1"> <tr> <th>SYMBOL</th> <th>X</th> <th>Y</th> <th>WID</th> <th>HT</th> </tr> <tr> <td>AR_Type D</td> <td>5.8</td> <td>6</td> <td>6</td> <td>9</td> </tr> </table> MAT'L: 0.125" (3.2 mm) ALUMINUM | SYMBOL | X | Y | WID | HT | AR_Type D | 5.8 | 6 | 6 | 9 | DESIGN BY: SGM PROJECT ID: U-5809 CHECKED BY: LOCATION: YADKIN CO Aug 09, 2019 DIV: 11 |
|---|--|--------|-----|----|-----|----|-----------|-----|---|---|---|---|
| SYMBOL | X | Y | WID | HT | | | | | | | | |
| AR_Type D | 5.8 | 6 | 6 | 9 | | | | | | | | |



Panel Style: guide_con_destination.ssi
M.U.T.C.D.: 2009 Edition

Spacing Factor is 1 unless specified otherwise

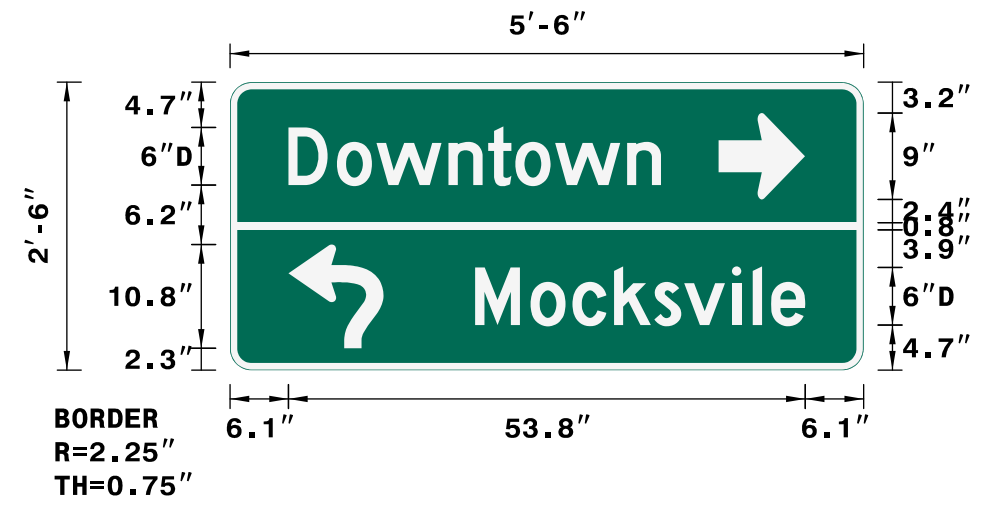
LETTER POSITIONS

Letter locations are panel edge to lower left corner

| W | i | n | s | t | o | n | - | S | a | i | e | m | Series/Size |
|------|------|------|------|------|------|------|------|------|------|----|------|------|-------------|
| | | | | | | | | | | | | | Text Length |
| 20.8 | 26.9 | 29.1 | 33.4 | 36.5 | 39.3 | 43.9 | 48.2 | 50.7 | 55.4 | 60 | 61.9 | 66.3 | D 2000 |
| | | | | | | | | | | | | | 51.4 |

NORTH CAROLINA D.O.T. SIGN DETAIL

| SIGN NUMBER: 307 TYPE: D QUANTITY: 1 SIGN WIDTH: 5'-6" HEIGHT: 2'-6" TOTAL AREA: 13.8 Sq.Ft. BORDER TYPE: FLUSH RECESS: 0" WIDTH: 0.75" RADII: 2.25" NO. Z BARS: 1 LENGTH: | BACKG COLOR: Green COPY COLOR: White <table border="1"> <tr> <th>SYMBOL</th> <th>X</th> <th>Y</th> <th>WID</th> <th>HT</th> </tr> <tr> <td>AR_Type D</td> <td>50.9</td> <td>17.8</td> <td>9</td> <td>9</td> </tr> <tr> <td>AR_FISHHOOK</td> <td>6.1</td> <td>2.3</td> <td>9.9</td> <td>10.8</td> </tr> </table> MAT'L: 0.125" (3.2 mm) ALUMINUM | SYMBOL | X | Y | WID | HT | AR_Type D | 50.9 | 17.8 | 9 | 9 | AR_FISHHOOK | 6.1 | 2.3 | 9.9 | 10.8 | DESIGN BY: SGM PROJECT ID: U-5809 CHECKED BY: LOCATION: YADKIN CO Aug 09, 2019 DIV: 11 |
|---|---|--------|-----|------|-----|----|-----------|------|------|---|---|-------------|-----|-----|-----|------|---|
| SYMBOL | X | Y | WID | HT | | | | | | | | | | | | | |
| AR_Type D | 50.9 | 17.8 | 9 | 9 | | | | | | | | | | | | | |
| AR_FISHHOOK | 6.1 | 2.3 | 9.9 | 10.8 | | | | | | | | | | | | | |



Panel Style: guide_con_destination.ssi
M.U.T.C.D.: 2009 Edition

Spacing Factor is 1 unless specified otherwise

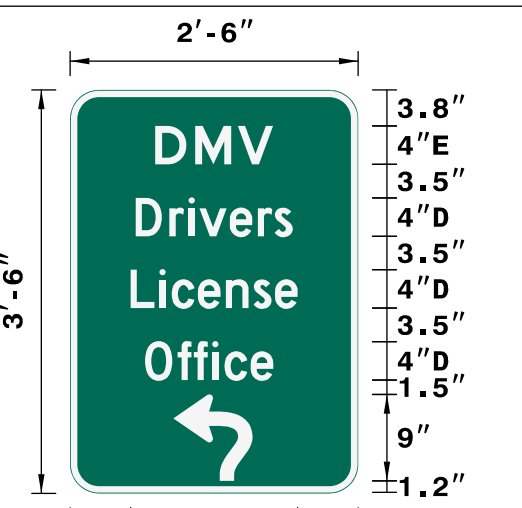
LETTER POSITIONS

Letter locations are panel edge to lower left corner

| D | o | w | n | t | o | n | Series/Size | | | |
|------|------|------|------|------|------|------|-------------|------|-------------|------|
| | | | | | | | Text Length | | | |
| 6.1 | 11.1 | 15.3 | 22.8 | 26.9 | 29.7 | 33.9 | D 2000 | | | |
| | | | | | | | 38.8 | | | |
| M | o | c | k | s | v | i | l | e | Series/Size | |
| 25.5 | 31.3 | 35.7 | 40 | 44.2 | 47.3 | 52.3 | 54.5 | 56.4 | D 2000 | |
| | | | | | | | | | | 34.4 |

NORTH CAROLINA D.O.T. SIGN DETAIL

| SIGN NUMBER: 308 TYPE: D QUANTITY: 1 SIGN WIDTH: 2'-6" HEIGHT: 3'-6" TOTAL AREA: 8.8 Sq.Ft. BORDER TYPE: FLUSH RECESS: 0" WIDTH: 0.75" RADII: 3" NO. Z BARS: 1 LENGTH: | BACKG COLOR: Green COPY COLOR: White <table border="1"> <tr> <th>SYMBOL</th> <th>X</th> <th>Y</th> <th>WID</th> <th>HT</th> </tr> <tr> <td>AR_FISHHOOK</td> <td>10.7</td> <td>1.3</td> <td>8.3</td> <td>9</td> </tr> </table> MAT'L: 0.125" (3.2 mm) ALUMINUM | SYMBOL | X | Y | WID | HT | AR_FISHHOOK | 10.7 | 1.3 | 8.3 | 9 | DESIGN BY: SGM PROJECT ID: U-5809 CHECKED BY: LOCATION: YADKIN CO Aug 12, 2019 DIV: 11 |
|---|---|--------|-----|----|-----|----|-------------|------|-----|-----|---|---|
| SYMBOL | X | Y | WID | HT | | | | | | | | |
| AR_FISHHOOK | 10.7 | 1.3 | 8.3 | 9 | | | | | | | | |



Panel Style: guide_con_distance.ssi
M.U.T.C.D.: 2009 Edition


Spacing Factor is 1 unless specified otherwise


LETTER POSITIONS

Letter locations are panel edge to lower left corner

| D | M | V | Series/Size | | | | |
|-----|------|------|-------------|------|------|-------------|-------------|
| | | | Text Length | | | | |
| 8.9 | 13 | 17.5 | D 2000 | | | | |
| | | | 12.3 | | | | |
| D | r | i | v | e | r | s | Series/Size |
| 6.8 | 10.3 | 12.3 | 13.5 | 16.6 | 19.5 | 21.3 | D 2000 |
| | | | | | | | 16.4 |
| L | i | c | e | n | s | e | Series/Size |
| 6.3 | 9.3 | 10.6 | 13.3 | 16.2 | 19.1 | 21.3 | D 2000 |
| | | | | | | | 17.4 |
| O | f | f | i | c | e | Series/Size | |
| 7.8 | 11.2 | 12.9 | 14.8 | 16.1 | 18.8 | D 2000 | |
| | | | | | | 13.4 | |

NORTH CAROLINA D.O.T. SIGN DETAIL

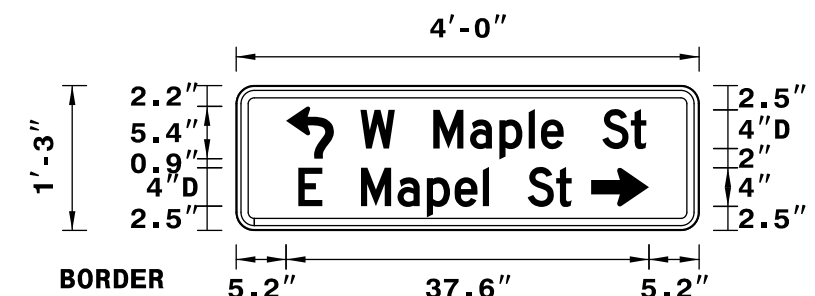
APPROVED: 
DocuSigned by: Jimmy Terry
FD39F3882E94DD
 DATE: 3/27/2024



**DOCUMENT NOT CONSIDERED FINAL
UNLESS ALL SIGNATURES COMPLETED**

TGS ENGINEERS
 201 W. MARION ST. STE 200
 SHELBY, NC 28150
 PH (704) 476-0003
 CORP. LICENSE NO.: C-0275

| | | |
|--|---|---|
| SIGN NUMBER: 423 TYPE: E QUANTITY: 1 SIGN WIDTH: 4'-0" HEIGHT: 1'-3" TOTAL AREA: 5.0 Sq.Ft. BORDER TYPE: FLUSH RECESS: 0.5" WIDTH: 0.75" RADII: 1.38" NO. Z BARS: LENGTH: | BACKG COLOR: Yellow COPY COLOR: Black SYMBOL X Y WID HT AR_FISHOOK 5.2 7.5 5 5.4 AR_Type D 36.8 2.5 4 6 | DESIGN BY: SGM PROJECT ID: U-5809 CHECKED BY: LOCATION: YADKIN CO Aug 09, 2019 DIV: 11 |
|--|---|---|



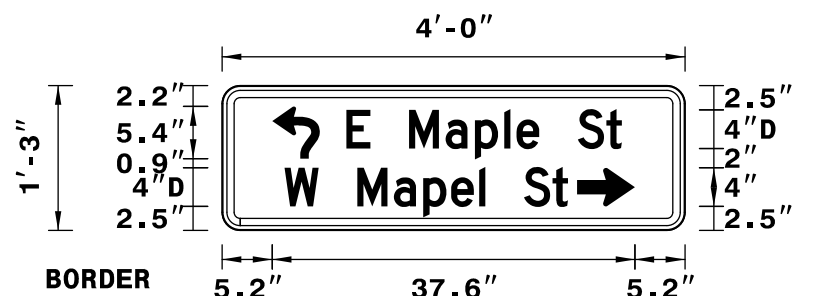
BORDER R=1.38" TH=0.75" IN=0.5"
 Panel Style: warning_Rectangular.ssi
 M.U.T.C.D.: 2009 Edition

Spacing Factor is 1 unless specified otherwise

| Letter locations are panel edge to lower left corner | | | | | | | | | | | Series/Size Text Length |
|--|------|------|------|------|------|------|------|------|------|--|----------------------------|
| W | M | a | p | l | e | S | t | | | | D 2000 |
| 12.9 | 16.5 | 20.5 | 24.3 | 27.3 | 30.3 | 31.6 | 34 | 38 | 40.9 | | 29.6 |
| E | M | a | p | e | l | S | t | | | | D 2000 |
| 6.5 | 8.9 | 12.9 | 16.7 | 19.8 | 22.7 | 25.6 | 26.2 | 30.2 | 33.2 | | 28.3 |

FILENAME: U-5809_Sgn_BPMP_TYPE E NORTH CAROLINA D.O.T. SIGN DETAIL

| | | |
|--|---|---|
| SIGN NUMBER: 424 TYPE: E QUANTITY: 1 SIGN WIDTH: 4'-0" HEIGHT: 1'-3" TOTAL AREA: 5.0 Sq.Ft. BORDER TYPE: FLUSH RECESS: 0.5" WIDTH: 0.75" RADII: 1.38" NO. Z BARS: LENGTH: | BACKG COLOR: Yellow COPY COLOR: Black SYMBOL X Y WID HT AR_FISHOOK 5.2 7.5 5 5.4 AR_Type D 36.8 2.5 4 6 | DESIGN BY: SGM PROJECT ID: U-5809 CHECKED BY: LOCATION: YADKIN CO Aug 09, 2019 DIV: 11 |
|--|---|---|



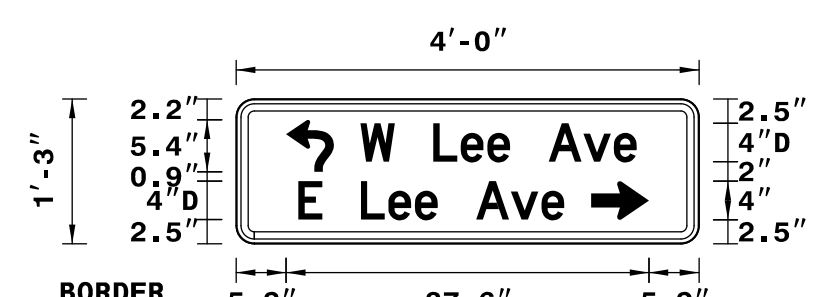
BORDER R=1.38" TH=0.75" IN=0.5"
 Panel Style: warning_Rectangular.ssi
 M.U.T.C.D.: 2009 Edition

Spacing Factor is 1 unless specified otherwise

| Letter locations are panel edge to lower left corner | | | | | | | | | | | Series/Size Text Length |
|--|------|------|------|------|------|------|------|------|------|--|----------------------------|
| E | M | a | p | l | e | S | t | | | | D 2000 |
| 12.9 | 15.4 | 19.4 | 23.2 | 26.2 | 29.3 | 30.5 | 32.9 | 36.9 | 39.9 | | 28.6 |
| W | M | a | p | e | l | S | t | | | | D 2000 |
| 6.5 | 10 | 14 | 17.8 | 20.9 | 23.7 | 26.7 | 27.3 | 31.3 | 34.3 | | 29.4 |

FILENAME: U-5809_Sgn_BPMP_TYPE E NORTH CAROLINA D.O.T. SIGN DETAIL

| | | |
|--|---|---|
| SIGN NUMBER: 425 TYPE: E QUANTITY: 1 SIGN WIDTH: 4'-0" HEIGHT: 1'-3" TOTAL AREA: 5.0 Sq.Ft. BORDER TYPE: FLUSH RECESS: 0.5" WIDTH: 0.75" RADII: 1.38" NO. Z BARS: LENGTH: | BACKG COLOR: Yellow COPY COLOR: Black SYMBOL X Y WID HT AR_FISHOOK 5.2 7.5 5 5.4 AR_Type D 36.8 2.5 4 6 | DESIGN BY: none PROJECT ID: ID CHECKED BY: LOCATION: Aug 09, 2019 DIV: DIV |
|--|---|---|



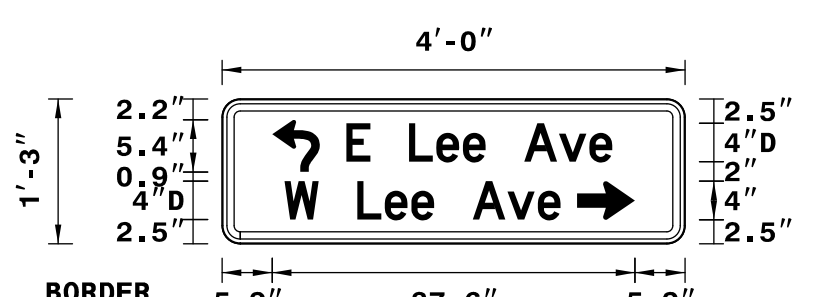
BORDER R=1.38" TH=0.75" IN=0.5"
 Panel Style: warning_Rectangular.ssi
 M.U.T.C.D.: 2009 Edition

Spacing Factor is 1 unless specified otherwise

| Letter locations are panel edge to lower left corner | | | | | | | | | | | Series/Size Text Length |
|--|------|------|------|------|------|------|------|------|--|--|----------------------------|
| W | L | e | e | A | v | e | | | | | D 2000 |
| 12.9 | 16.5 | 20.5 | 23.3 | 26.1 | 28.4 | 32.4 | 36 | 39.2 | | | 28.6 |
| E | L | e | e | A | v | e | | | | | D 2000 |
| 6.5 | 8.9 | 12.9 | 15.8 | 18.5 | 20.9 | 24.9 | 28.5 | 31.7 | | | 27.6 |

FILENAME: U-5809_Sgn_BPMP_TYPE E NORTH CAROLINA D.O.T. SIGN DETAIL

| | | |
|--|---|---|
| SIGN NUMBER: 426 TYPE: E QUANTITY: 1 SIGN WIDTH: 4'-0" HEIGHT: 1'-3" TOTAL AREA: 5.0 Sq.Ft. BORDER TYPE: FLUSH RECESS: 0.5" WIDTH: 0.75" RADII: 1.38" NO. Z BARS: LENGTH: | BACKG COLOR: Yellow COPY COLOR: Black SYMBOL X Y WID HT AR_FISHOOK 5.2 7.5 5 5.4 AR_Type D 36.8 2.5 4 6 | DESIGN BY: SGM PROJECT ID: U-5809 CHECKED BY: LOCATION: YADKIN CO Aug 09, 2019 DIV: 11 |
|--|---|---|





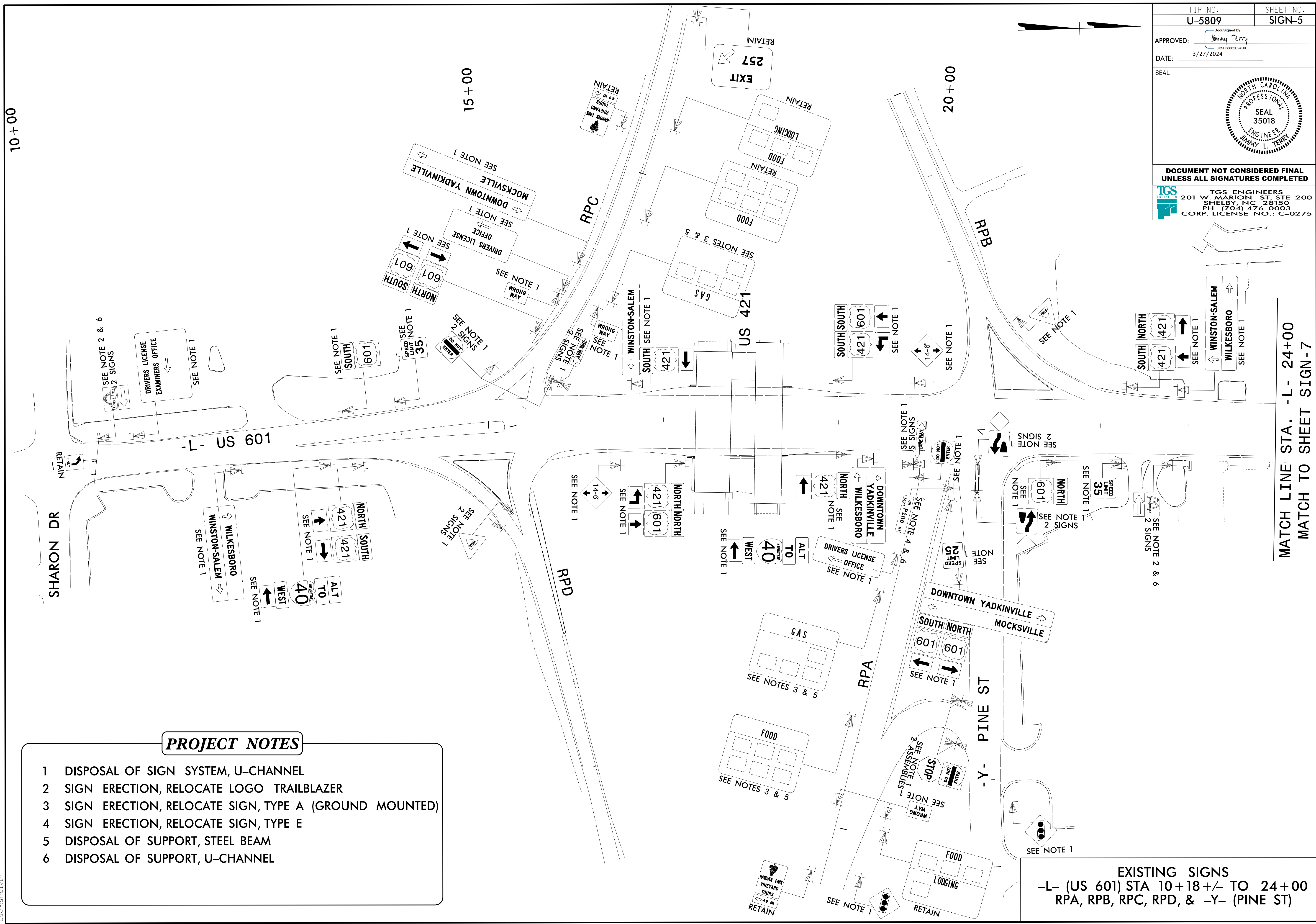
BORDER R=1.38" TH=0.75" IN=0.5"
 Panel Style: warning_Rectangular.ssi
 M.U.T.C.D.: 2009 Edition

Spacing Factor is 1 unless specified otherwise

| Letter locations are panel edge to lower left corner | | | | | | | | | | | Series/Size Text Length |
|--|------|------|------|------|------|------|------|------|--|--|----------------------------|
| E | L | e | e | A | v | e | | | | | D 2000 |
| 12.9 | 15.4 | 19.4 | 22.2 | 25 | 27.3 | 31.3 | 34.9 | 38.1 | | | 27.6 |
| W | L | e | e | A | v | e | | | | | D 2000 |
| 6.5 | 10 | 14 | 16.9 | 19.6 | 22 | 26 | 29.6 | 32.7 | | | 28.6 |

FILENAME: U-5809_Sgn_BPMP_TYPE E NORTH CAROLINA D.O.T. SIGN DETAIL

| | |
|--|----------------------------|
| TIP NO. U-5809 | SHEET NO. SIGN-5 |
| APPROVED:  DocuSigned by: Jimmy Terry FD39F3882E54D0 | |
| DATE: 3/27/2024 | |
| SEAL  | |
| DOCUMENT NOT CONSIDERED FINAL UNLESS ALL SIGNATURES COMPLETED | |
|  TGS ENGINEERS 201 W. MARION ST. STE 200 SHELBY, NC 28150 PH: (704) 476-0003 CORP. LICENSE NO.: C-0275 | |




PROJECT NOTES

- 1 DISPOSAL OF SIGN SYSTEM, U-CHANNEL
- 2 SIGN ERECTION, RELOCATE LOGO TRAILBLAZER
- 3 SIGN ERECTION, RELOCATE SIGN, TYPE A (GROUND MOUNTED)
- 4 SIGN ERECTION, RELOCATE SIGN, TYPE E
- 5 DISPOSAL OF SUPPORT, STEEL BEAM
- 6 DISPOSAL OF SUPPORT, U-CHANNEL

EXISTING SIGNS
 -L- (US 601) STA 10+18+/- TO 24+00
 RPA, RPB, RPC, RPD, & -Y- (PINE ST)

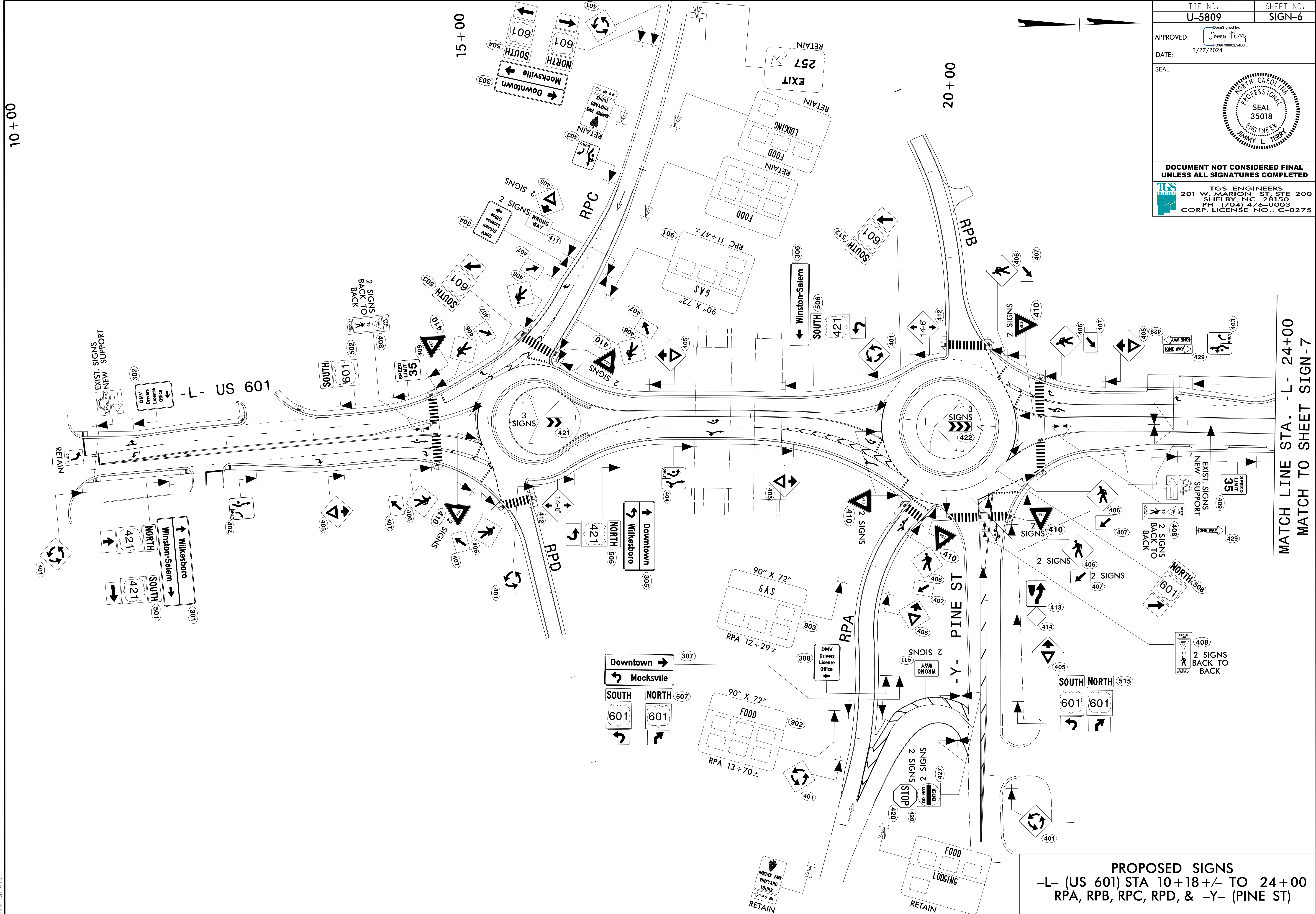
MATCH LINE STA. -L- 24+00
 MATCH TO SHEET SIGN-7

2/16/2024
 X:\NCDDOT\U-5809\Traffic\CADD\Signing\Layout_Plans\U-5809_Sgn_SGN_05.dgn
 User:ismel\van



**DOCUMENT NOT CONSIDERED FINAL
UNLESS ALL SIGNATURES COMPLETED**




TGS ENGINEERS
 201 W. MARION ST., STE 200
 SHELBY, NC 28150
 PH: (704) 476-0003
 CORP. LICENSE NO.: C-0275

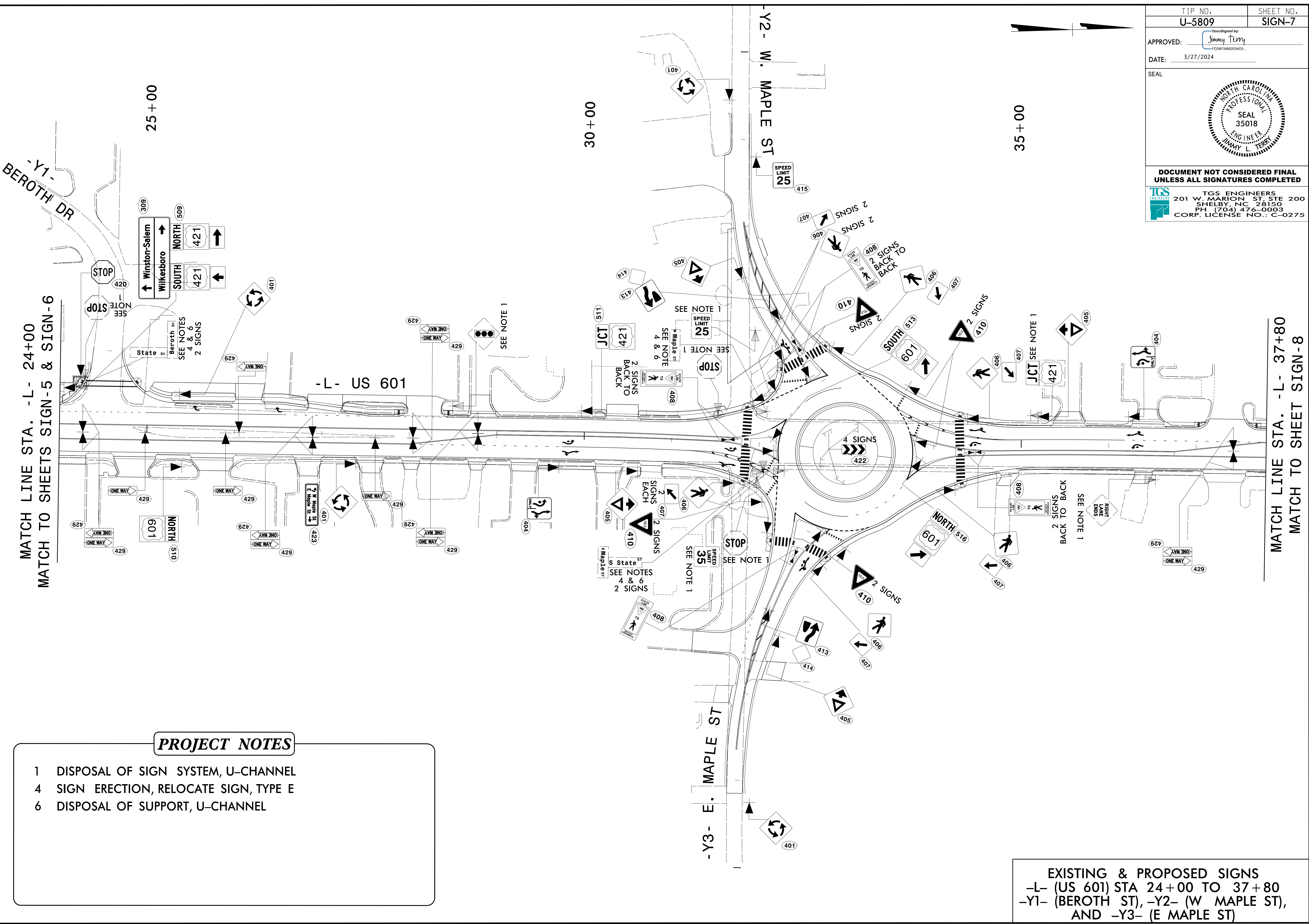


2/16/2024 X:\NC001\U-5809\Traffic\CADD\Signing_Layout_Plans\U-5809_Sgn_ScN_06.dgn User:smelvin

PROPOSED SIGNS
 -L- (US 601) STA 10+18+/- TO 24+00
 RPA, RPB, RPC, RPD, & -Y- (PINE ST)

MATCH LINE STA. -L- 24+00
MATCH TO SHEET SIGN-7



| | |
|--|----------------------------|
| TIP NO. U-5809 | SHEET NO. SIGN-7 |
| APPROVED:  FD39F5882E94D0 | |
| DATE: 3/27/2024 | |
| SEAL  | |
| DOCUMENT NOT CONSIDERED FINAL UNLESS ALL SIGNATURES COMPLETED | |
|  TGS ENGINEERS 201 W. MARION ST. STE 200 SHELBY, NC 28150 PH: (704) 476-0003 CORP. LICENSE NO.: C-0275 | |

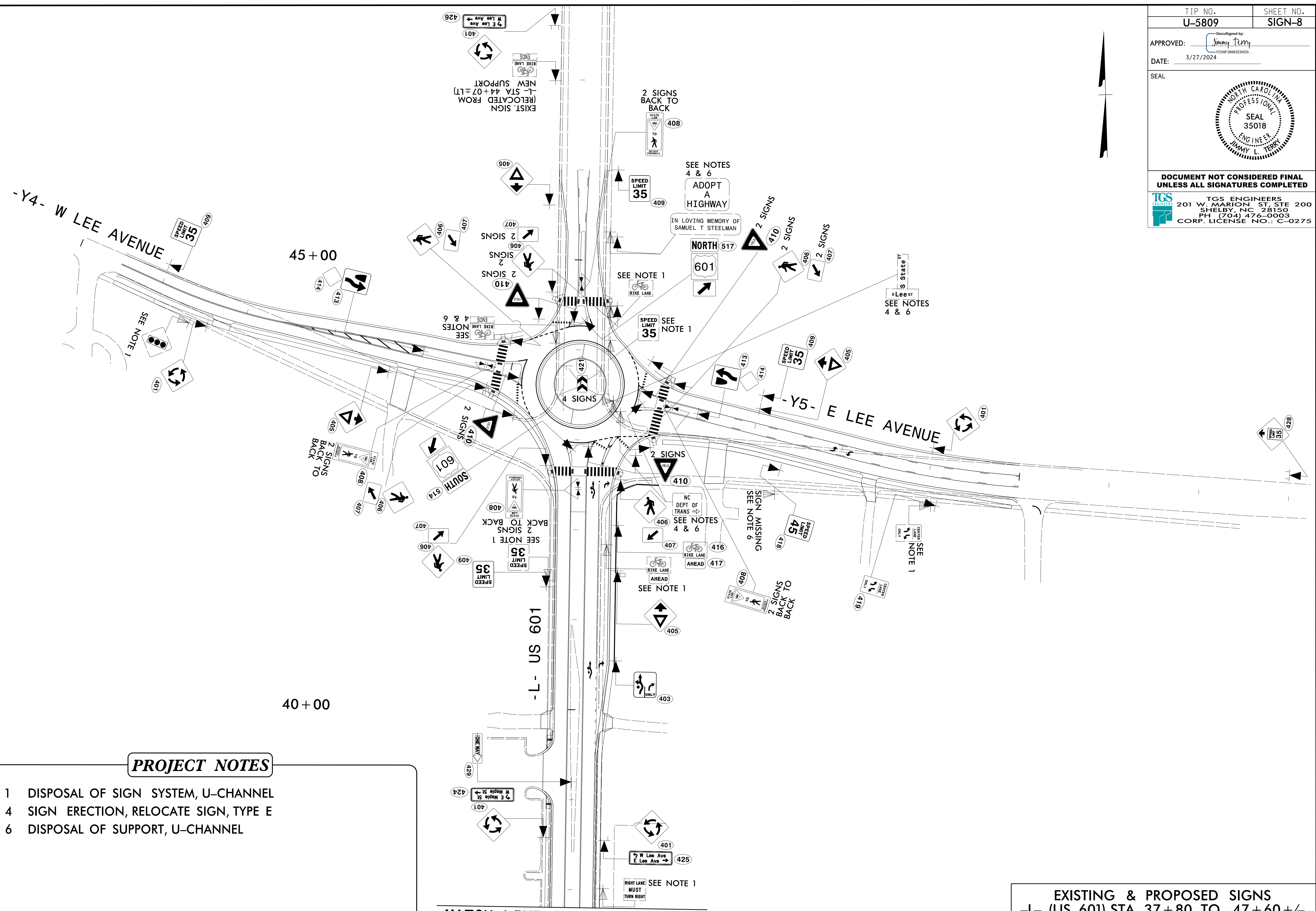


- PROJECT NOTES**
- 1 DISPOSAL OF SIGN SYSTEM, U-CHANNEL
 - 4 SIGN ERECTION, RELOCATE SIGN, TYPE E
 - 6 DISPOSAL OF SUPPORT, U-CHANNEL

EXISTING & PROPOSED SIGNS
 -L- (US 601) STA 24+00 TO 37+80
 -Y1- (BEROTH ST), -Y2- (W MAPLE ST),
 AND -Y3- (E MAPLE ST)

2/16/2024
 X:\NCDOT\U-5809\Traffic\Signing\CADD\Signing_Layout\Plans\U-5809_Sgn_SGN_07.dgn
 User:ismelvin

| | |
|--|----------------------------|
| TIP NO. U-5809 | SHEET NO. SIGN-8 |
| APPROVED: <i>Jimmy Terry</i> <small>DocuSigned by: Jimmy Terry E339F3882E94D0</small> | |
| DATE: 3/27/2024 | |
| SEAL | |
|  | |
| DOCUMENT NOT CONSIDERED FINAL UNLESS ALL SIGNATURES COMPLETED | |
|  TGS ENGINEERS 201 W. MARION ST. STE 200 SHELBY, NC 28150 PH: (704) 476-0003 CORP. LICENSE NO.: C-0275 | |



PROJECT NOTES

- 1 DISPOSAL OF SIGN SYSTEM, U-CHANNEL
- 4 SIGN ERECTION, RELOCATE SIGN, TYPE E
- 6 DISPOSAL OF SUPPORT, U-CHANNEL

EXISTING & PROPOSED SIGNS
 -L- (US 601) STA 37+80 TO 47+60 +/-
 -Y4- (W LEE AVENUE),
 AND -Y5- (E LEE AVENUE)

MATCH LINE STA. -L- 37+80
 MATCH TO SHEET SIGN-7

2/16/2024
 X:\N06001\U-5809\Traffic\Signing\CADD\Signing_Layout_Plans\U-5809_Sgn_SGN_08.dgn
 User:tsm1v1n