

STATE OF NORTH CAROLINA
DEPARTMENT OF TRANSPORTATION

SIGNING PLAN
ROCKINGHAM COUNTY

LOCATION: BRIDGE 780035 ON NC 770 OVER MAYO RIVER

BR-0093
SIGN 001
NORTH CAROLINA
DEPARTMENT OF TRANSPORTATION
APPROVED: Renee E. Roach, PE
DATE: 01/09/2024
SEAL:
NORTH CAROLINA PROFESSIONAL ENGINEERS SEAL 024921 RENE E. ROACH
INCOMPLETE PLANS
DOCUMENT NOT CONSIDERED FINAL UNLESS ALL SIGNATURES COMPLETED

ROADWAY STANDARD DRAWING

THE FOLLOWING ROADWAY STANDARDS AS APPEAR IN "ROADWAY STANDARD DRAWINGS" - PROJECT SERVICES UNIT - N.C. DEPARTMENT OF TRANSPORTATION - RALEIGH, N.C., DATED JANUARY 2024 ARE APPLICABLE TO THIS PROJECT AND BY REFERENCE HEREBY ARE CONSIDERED A PART OF THESE PLANS:

STD. NO.	TITLE
904.10	ORIENTATION OF GROUND MOUNTED SIGNS
904.50	MOUNTING OF TYPE 'D', 'E' AND 'F' SIGNS ON 'U' CHANNEL POSTS

GENERAL NOTES

- . SIGNS FURNISHED BY STATE
- . CONFIRM IN WRITING AT LEAST 4 MONTHS IN ADVANCE, THE ACTUAL DATE THE DEPARTMENT FURNISHED SIGNS WILL BE REQUIRED.
- . ALL TYPE 'D' SIGNS SHALL BE MOUNTED ON ONE U-CHANNEL POST UNLESS OTHERWISE INDICATED ON THE PLANS.
- . IF REMOVAL OR RELOCATION OF SIGNS ON PRIVATE STREET (NON-STATE MAINTAINED) IS REQUIRED DUE TO CONSTRUCTION, THE CONTRACTOR SHALL INFORM THE ENGINEER. THE WORK WILL BE COMPLETED BY OTHERS.
- . WHEN NOT STATIONED OR DIMENSIONED ON PLANS, ALL 'E' AND 'F' SIGNS SHALL BE FIELD LOCATED BY THE ENGINEER
- . ALL EXISTING SIGNS ON "U" CHANNEL POST WITHIN THE PROJECT LIMITS SHALL BE REMOVED AND DISPOSED OF UNLESS OTHERWISE NOTED ON PLANS.
- . WHEN EXISTING SIGNS ARE REMOVED AND INSTALLED ON NEW SUPPORTS, THE RE-ERECTION SHALL IMMEDIATELY FOLLOW THE REMOVAL.
- . THE BACKGROUND FOR TYPE E & F SIGNS SHALL BE TYPE C REFLECTIVE SHEETING.
- . SEE ROADWAY PLANS FOR GUARD/GUIDE RAIL DETAILS.

SUMMARY OF QUANTITIES


ITEM NO.		ITEM DESCRIPTION	QUANTITY	UNIT
DESC. NO.	SECT. NO.			
4072000000	903	SUPPORTS, 3 LB STEEL U-CHANNEL	22	L.F.
4096000000	904	SIGN ERECTION, TYPE D	2	EA.
4155000000	907	DISPOSAL OF SIGN SYSTEM, U-CHANNEL	5	EA.

INDEX


SHEET NO.	DESCRIPTION
SIGN-1	TITLE SHEET
SIGN-2	TYPE "D" SIGN
SIGN-3	SIGNING PLAN SHEET

PLAN PREPARED BY: N.C.D.O.T. SIGNING AND DELINEATION UNIT

Kelvin Jordan SIGNING & DELINEATION REGIONAL ENGINEER
Eric Ward SIGNING & DELINEATION PROJECT DESIGN ENGINEER



T.I.P.: BR-0093



T.I.P.: BR-0093

TYPE "D" SIGN

SIGN NUMBER: 301, 302 TYPE: D QUANTITY: 2 SIGN WIDTH: 4'-0" HEIGHT: 1'-0" TOTAL AREA: 4.0 Sq.Ft. BORDER TYPE: FLUSH RECESS: 0" WIDTH: 0.75" RADII: 1.5" NO. Z BARS: LENGTH:	BACKG COLOR: Green COPY COLOR: White <table border="1" style="width: 100%; border-collapse: collapse; text-align: center;"> <tr> <th>SYMBOL</th> <th>X</th> <th>Y</th> <th>WID</th> <th>HT</th> </tr> <tr><td> </td><td> </td><td> </td><td> </td><td> </td></tr> <tr><td> </td><td> </td><td> </td><td> </td><td> </td></tr> <tr><td> </td><td> </td><td> </td><td> </td><td> </td></tr> <tr><td> </td><td> </td><td> </td><td> </td><td> </td></tr> <tr><td> </td><td> </td><td> </td><td> </td><td> </td></tr> <tr><td> </td><td> </td><td> </td><td> </td><td> </td></tr> <tr><td> </td><td> </td><td> </td><td> </td><td> </td></tr> </table> MAT'L: 0.125" (3.2 mm) ALUMINUM	SYMBOL	X	Y	WID	HT																																				DESIGN BY: E WARD PROJECT ID: BR-0093 CHECKED BY: Jan 02, 2024 LOCATION: DIV: 7
SYMBOL	X	Y	WID	HT																																						

BORDER
R=1.5"
TH=0.75"

Spacing Factor is 1 unless specified otherwise


USE NOTES:

1. Legend and border(except those that are colored black) shall be direct applied Grade C sheeting.
2. Background shall be Grade C reflective sheeting.
3. Use one u-post per sign.


LETTER POSITIONS

Letter spacings are to start of next letter												Series/Size							
	M	a	y	o		R	i	v	e	r									Text Length
	6.3	4.7	3.8	4.2	2.7	4	4.3	2	3.9	3.9	2	6.3							EM 2000
																			35.5

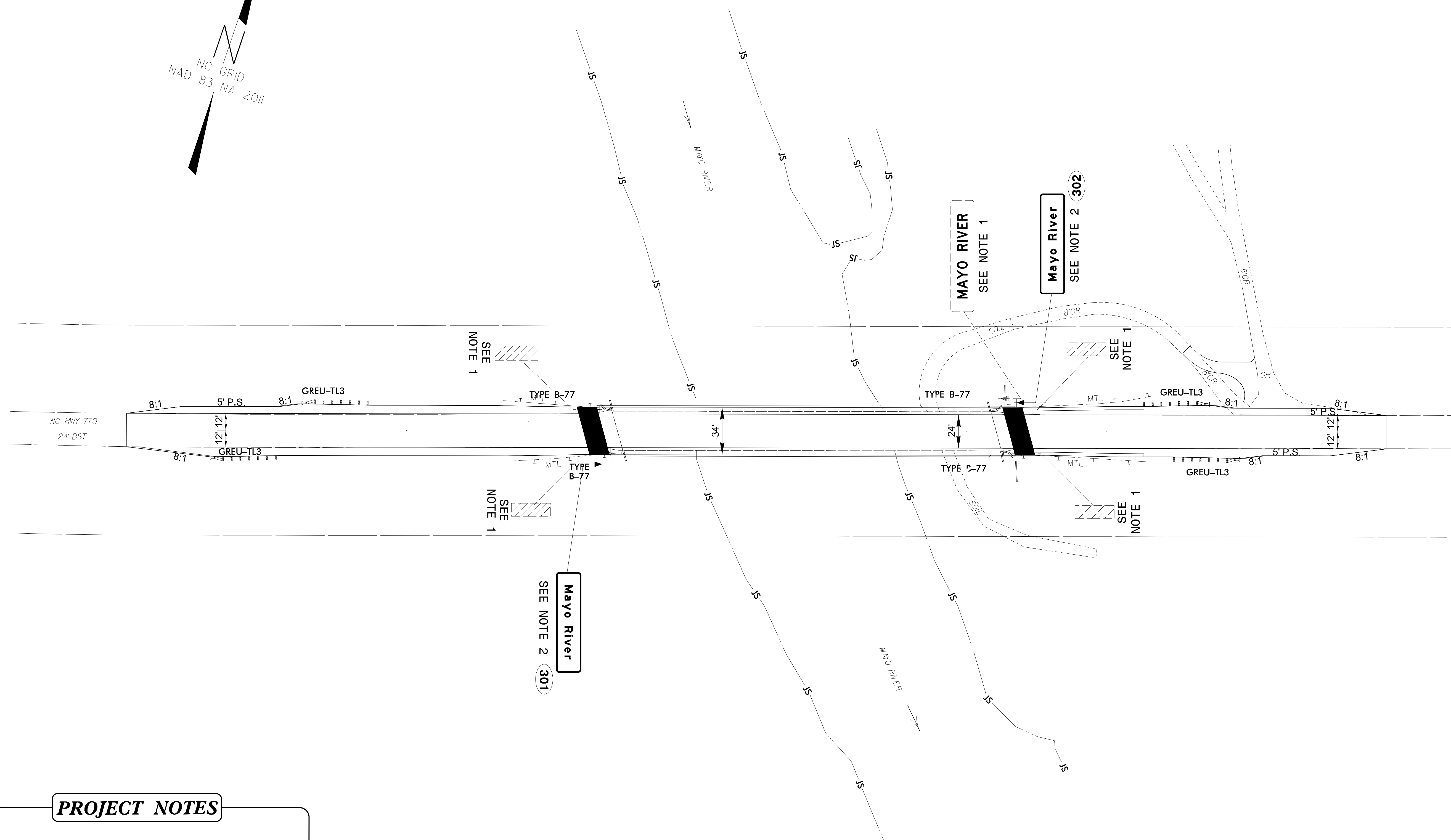
BR-0093 Title Sheet
NORTH CAROLINA D.O.T. SIGN DETAIL



INCOMPLETE PLANS DOCUMENT NOT CONSIDERED FINAL UNLESS ALL SIGNATURES COMPLETED



SIGNING PLAN SHEET T.I.P.: BR-0093



- PROJECT NOTES**
- 1 DISPOSAL SIGN SYSTEM, U-CHANNEL
 - 2 SIGN ERECTION, TYPE D

Mayo River
SEE NOTE 2 (301)

MAYO RIVER
SEE NOTE 1

Mayo River
SEE NOTE 2 (302)